

21

Ημερήσιο Δελτίο  
Συναλλακτικής Δραστηριότητας

Daily Official List  
of Trading Activity

Thursday, 11 March, 2021  
Year: 142 Trading Day No: 48



**ATHEXGROUP**  
Athens Exchange Group

**Disclaimer:**

Hellenic Exchanges-Athens Stock Exchange S.A endeavours to ensure that the data and other material ("Information") presented on the Daily Official List are accurate and complete, but it is not liable for any errors or omissions of data or /and for the accuracy, credibility, updating and completeness of the aforesaid information nor it has any liability arising directly or indirectly from the use of the above Information.

The Company is not liable for the accuracy of the data included in listed companies' announcements. Only the sender of such an announcement is fully and solely liable for any infringement of third party's rights from the content of such announcement. All contents of the Daily Official List are provided only for information purposes and do not constitute investment advice or solicitation to invest in securities or other products listed for trading on the Exchange.

You acknowledge and agree that the Company is the owner of any property rights related to any Information appearing on the Daily Official List including intellectual property rights copyright, trademarks, etc.

The above data are a property of the Hellenic Exchanges-Athens Exchange and are copyright protected. Users are forbidden to reproduce, modify, copy, sale, transmit or redistribute, by all reproduction means and methods, part or the whole of the above data, without reference to their source.

The commercial exploitation of these data is, also, forbidden by third parties. Hellenic Exchanges-Athens Exchange does not carry any responsibility, direct or indirect, derived from usage or accidental alteration of the above data when used by third parties.

---

**Hellenic Exchanges – Athens Stock Exchange S.A.**

110 Athinon Ave.,10442 Athens, Tel: (210) 33.66.800, Fax: (210) 32.13.938

[www.athexgroup.gr](http://www.athexgroup.gr)

---

**Thessalonica Stock Exchange Center (T.S.E.C)**

16-18 Katouni Str., Thessalonica 546 25 Tel: (2310) 567.667, Fax: (2310) 530.545

---

**Athex Members Guarantee Fund**

14-16 Fidiou Str., Athens 106 78, Tel: (210) 33.04.682, Fax: (210) 33.04.155

---

**Hellenic Republic Capital Market Commission**

1 Kolokotroni Str. & 1 Stadiou Str., Athens 10562 Tel: (210) 33.77.100 Fax: (210) 33.77.173

---

**Table of Contents**

---

**Section 1: Statistical Figures of Securities, Derivatives and Lending**

Summary of Markets

Athex Indices

Analytic Figures for Athex Market's Boards and Categories

Trading Details by Athex Sectors and Financial Instruments (ETFs)

Top 10 best &amp; worst performing Shares

Derivatives Summary

**Section 2: Analytic Figures of Shares Transactions**

Analytic Figures of Shares Transactions

Shares' Notes

**Section 3: Figures of Securities Transactions**

Securities Blocks Details

Shares Rights Details

Stock Borrowing

Securities Forced Sales

Forced Sales Registered Shares

Exchange Traded Funds (ETFs) Characteristics

**Section 5: Bonds traded in Fixed Income Assets Market**

Convertible Corporate Bonds - Regulated Market

Non Convertible Corporate Bonds - Regulated Market

Government Bonds

Treasury Bills &amp; Zero Coupon Government Bonds

Government Bonds Traded with the Open Outcry Method

State Banks Bonds

**Section 6: Additional Infos**

Athex &amp; ATHEXClear Members List

List of Stocks under Market Making operations

**Section 7: Derivatives Market Analytic Figures**

Index Futures

Stock Futures

Index Options

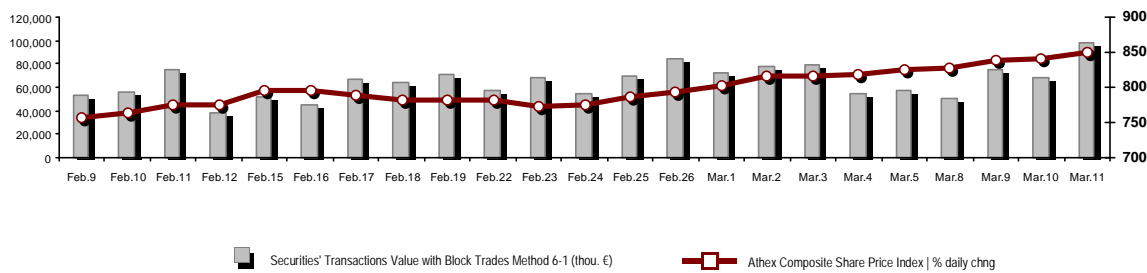
Stock Options

Stock Lending Analytic Figures

**Appendix A: Sectors codification for listed companies**

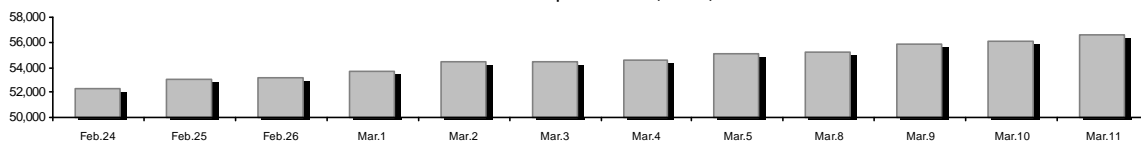
## Summary of Markets

Athex Composite Share Price Index vs Shares and Derivatives Transactions Value

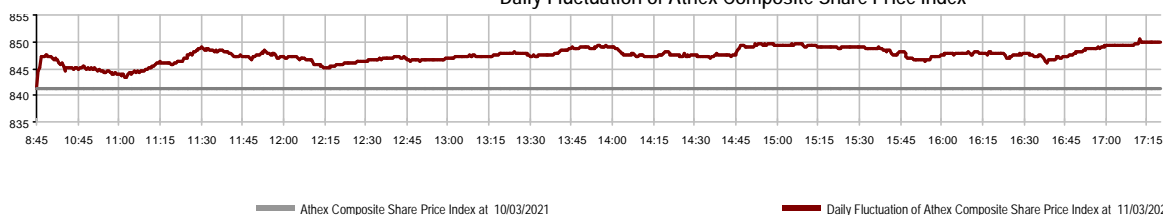


Athex Capitalisation (mill. €) **:	56,577.80		Derivatives Total Open Interest	381,767
Daily change: mill. €   %	504.87	0.90%	in Index Futures   % daily chng	5,848 -0.75%
Yearly Avg Capitalisation: mill. €   % chng prev year Avg	52,939.55	11.71%	in Stock Futures   % daily chng	372,267 0.10%
Athex Composite Share Price Index   % daily chng	850.07	1.06%	in Index Options   % daily chng	1,527 14.13%
Athex Composite Share Price Index Capitalisation (mill. €)	50,478.11		in Stock Options   % daily chng	2,125 -0.28%
Daily change (mill. €)	466.81			
Securities' Transactions Value with Block Trades Method 6-1 (t)	98,785.77		Derivatives Contracts Volume:	80,791
Daily change: %	29,950.79	43.51%	Daily change: pieces   %	-18,564 -18.68%
YTD Avg Trans. Value: thou. €   % chng prev year Avg	62,564.14	-2.31%	YTD Avg Derivatives Contracts % chng prev year Avg	43,407 8.35%
Blocks Transactions Value of Method 6-1 (thou. €)	38,591.81		Derivatives Trades Number:	3,553
Blocks Transactions Value of Method 6-2 & 6-3 (thou. €)	6.77		Daily change: number   %	-606 -14.57%
Bonds Transactions Value (thou.€)	750.69		YTD Avg Trades number % chng prev year Avg	2,712 2.17%
Securities' Transactions Volume with Block Trades Method 6-1 (tho)	45,078.56		Lending Total Open Interest	324,024
Daily change: thou. pieces   %	3,806.37	9.22%	Daily change: pieces   %	22,928 7.61%
YTD Avg Volume: % chng prev year Avg	30,906.05	-24.78%	Lending Volume (Multilateral/Bilateral)	35,153
Blocks Transactions Volume of Method 6-1 (thou. Pieces)	12,049.41		Daily change: pieces   %	12,225
Blocks Transactions Volume of Method 6-2 & 6-3 (thou. Pieces)	0.26		Multilateral Lending	34,753
Bonds Transactions Volume	747,000		Bilateral Lending	400
Securities' Trades Number with Block Trades Method 6-1	32,419		Lending Trades Number:	19
Daily change: number   %	-5,508	-14.52%	Daily change: %	-3
YTD Avg Trades number % chng prev year Avg	32,239	-1.21%	Multilateral Lending Trades Number	18
Number of Blocks Method 6-1	8		Bilateral Lending Trades Number	1
Number of Blocks Method 6-2 & 6-3	2			
Number of Bonds Transactions	75			

Athex Capitalisation (mill. €) \*\*



Daily Fluctuation of Athex Composite Share Price Index



## Athex Indices

Index name	11/03/2021	10/03/2021	pts.	%	Min	Max	Year min	Year max	Year change
Athex Composite Share Price Index	850.07 #	841.12	8.95	1.06%	841.12	850.58	726.02	850.58	5.08% #
FTSE/Athex Large Cap	2,045.59 #	2,021.01	24.58	1.22%	2,021.01	2,045.72	1,718.82	2,045.72	5.73% #
FTSE/Athex Mid Cap Index	1,171.18 #	1,163.03	8.15	0.70%	1,162.60	1,174.25	1,026.21	1,174.25	5.76% #
FTSE/ATHEX-CSE Banking Index	402.97 #	390.70	12.27	3.14%	390.70	402.97	306.88	407.53	2.59% #
FTSE/ATHEX High Dividend Yield Index	2,842.92 #	2,825.68	17.24	0.61%	2,821.06	2,844.64	2,542.41	2,844.64	5.13% #
FTSE/ATHEX Global Traders Index Plus	2,251.38 #	2,237.94	13.44	0.60%	2,237.94	2,257.27	1,943.84	2,257.27	7.14% #
FTSE/ATHEX Mid & Small Cap Factor-Weighted Ind	3,265.54 #	3,252.90	12.64	0.39%	3,247.74	3,293.11	2,996.13	3,293.11	4.53% #
ATHEX Select Index Plus	3,259.34 #	3,225.12	34.22	1.06%	3,225.12	3,280.18	2,805.20	3,280.18	5.80% #
ATHEX Select Index	3,053.71 #	3,043.58	10.13	0.33%	3,043.58	3,072.73	2,785.00	3,121.02	0.86% #
FTSE/Athex Market Index	498.65 #	493.39	5.26	1.07%	493.39	498.68	424.25	498.68	5.29% #
FTSE Med Index	4,706.57 #	4,694.20	12.37	0.26%			4,489.55	4,812.94	3.77% #
Athex Composite Index Total Return Index	1,429.58 #	1,414.53	15.05	1.06%	1,414.53	1,430.43	1,220.96	1,430.43	5.08% #
FTSE/Athex Large Cap Total Return	3,139.78 #	3,102.05	37.73	1.22%			2,707.58	3,139.78	5.73% #
FTSE/Athex Mid Cap Total Return	1,470.17 #	1,459.94	10.23	0.70%			1,313.08	1,470.17	5.76% #
FTSE/ATHEX-CSE Banking Total Return Index	352.98 #	342.23	10.75	3.14%			283.07	352.98	2.59% #
Hellenic Mid & Small Cap Index	1,286.02 #	1,276.56	9.46	0.74%	1,276.56	1,289.54	1,110.37	1,289.54	6.95% #
FTSE/Athex Banks	532.42 #	516.21	16.21	3.14%	516.21	532.42	405.46	538.45	2.59% #
FTSE/Athex Insurance	1,985.16 #	1,977.18	7.98	0.40%	1,973.20	1,985.16	1,909.42	2,032.99	3.97% #
FTSE/Athex Financial Services	771.54 #	761.36	10.18	1.34%	761.36	783.80	679.98	832.38	0.99% #
FTSE/Athex Industrial Goods & Services	3,268.09 #	3,233.39	34.70	1.07%	3,219.38	3,268.09	2,762.19	3,268.09	11.43% #
FTSE/Athex Retail	53.88 #	53.06	0.82	1.55%	53.06	54.08	46.54	54.09	8.69% #
FTSE/ATHEX Real Estate	4,875.62 #	4,777.87	97.75	2.05%	4,777.87	4,939.37	4,187.35	4,969.83	1.05% #
FTSE/Athex Consumer Goods & Services	8,701.33 #	8,628.52	72.81	0.84%	8,566.25	8,733.79	6,939.31	8,733.79	11.81% #
FTSE/Athex Food & Beverage	10,370.14 #	10,314.46	55.68	0.54%	10,181.67	10,370.14	9,045.03	10,370.14	4.91% #
FTSE/Athex Basic Resources	7,011.28 #	6,987.11	24.17	0.35%	6,934.96	7,063.04	5,233.31	7,122.55	13.93% #
FTSE/Athex Construction & Materials	2,988.51 #	2,960.21	28.30	0.96%	2,957.25	3,046.79	2,565.75	3,046.79	8.24% #
FTSE/Athex Energy	3,215.10 #	3,183.09	32.01	1.01%	3,166.06	3,218.67	2,835.10	3,359.24	8.44% #
FTSE/Athex Travel & Leisure	1,825.29 €	1,825.92	-0.63	-0.03%	1,807.80	1,841.41	1,540.34	1,864.92	5.36% #
FTSE/Athex Technology	1,134.70 #	1,129.07	5.63	0.50%	1,125.60	1,140.69	1,043.00	1,167.75	3.88% #
FTSE/Athex Telecommunications	3,653.25 #	3,625.44	27.81	0.77%	3,601.74	3,666.84	3,294.37	3,734.35	0.24% #
FTSE/Athex Utilities	4,981.23 €	4,982.94	-1.71	-0.03%	4,971.61	5,035.78	4,264.97	5,079.15	8.22% #
FTSE/Athex Health Care	466.52 #	459.52	7.00	1.52%	459.52	485.18	396.54	485.18	5.26% #
Athex All Share Index	198.67 #	196.89	1.78	0.91%	198.67	198.67	175.88	198.67	5.93% #
Hellenic Corporate Bond Index	124.15 €	124.25	-0.10	-0.08%			122.29	124.47	1.72% #
Hellenic Corporate Bond Price Index	94.87 €	94.96	-0.09	-0.09%			93.98	95.18	1.10% #

Note 1: FTSE/Med 100, Hellenic Corporate Bond Price Index and Hellenic Corporate Bond Index closing prices refer to the previous trading day of 09/03/2021.

Note 2: The Hellenic Mid & Small Cap Index is a Customized index calculated by the Athens Exchange.

## Analytic Figures for Athex Market's Boards and Categories

	Total Traded Securities	Main Market	Surveillance	Exchange Traded Funds (ETFs)
Totals	126	110	15	1
Gain / Lose / Same:	68 / 27 / 31	61 / 25 / 24	6 / 2 / 7	1 / 0 / 0
Athex Capitalisation (mill. €) **	56,577.80	56,243.09	334.71	
Daily Average Trans/ons Value(thou.€)	62,564.14	62,427.93	170.26	20.83
Transactions Value	98,792.54	98,220.40	570.40	1.74
Main Board:	60,193.97	59,621.83	570.40	1.74
Blocks Board 6_2_3:	38,598.57	38,598.57	0.00	0.00
Forced Sales Board:	0.00	0.00	0.00	0.00
Special Terms Board:	0.00	0.00	0.00	0.00
Daily Average Transactions Volume	30,906,054	30,015,242	933,051	1,108
Transactions Volume	45,078,820	39,326,142	5,752,593	85
Main Board:	33,029,147	27,276,469	5,752,593	85
Blocks Board 6_2_3:	12,049,673	12,049,673	0	0
Forced Sales Board:	0	0	0	0
Special Terms Board:	0	0	0	0
Daily Average Number of Trades	32,239	32,016	222	3
Number of Trades	32,421	31,986	431	4
Main Board:	32,411	31,976	431	4
Blocks Board 6_2_3:	10	10	0	0
Forced Sales Board:	0	0	0	0
Special Terms Board:	0	0	0	0

## Trading Details by Athex Sectors and Financial Instruments (ETFs)

Code	Sectors	Gain / Lose / Same	Number of Trades	Transactions Volume	Transactions Value	% of Total Trans. Value
3010	- Banks	6 / 0 / 0	10,793	26,878,563	22,208,415.90	22.48%
5510	- Basic Resources	7 / 3 / 4	807	354,213	887,352.06	0.90%
5010	- Construction & Materials	8 / 2 / 3	3,776	5,528,784	38,714,262.56	39.19%
4020	- Consumer Products & Services	5 / 1 / 3	1,797	477,837	5,536,104.62	5.60%
6010	- Energy	3 / 1 / 0	1,698	415,651	3,220,399.79	3.26%
12000	- Financial Instruments	1 / 0 / 0	4	85	1,743.40	0.00%
3020	- Financial Services	3 / 0 / 0	791	1,888,163	805,155.91	0.81%
4510	- Food Beverage & Tobacco	5 / 1 / 3	251	40,442	327,490.10	0.33%
2010	- Health Care	2 / 2 / 0	58	17,373	18,771.14	0.02%
5020	- Industrial Goods & Service	7 / 4 / 8	2,455	5,901,959	4,486,530.02	4.54%
3030	- Insurance	2 / 0 / 0	70	13,016	60,836.81	0.06%
4030	- Media	0 / 0 / 1	9	12,250	3,387.13	0.00%
4520	- Personal Care, Drug & Grocery Stores	1 / 1 / 0	276	67,912	518,190.19	0.52%
3510	- Real Estate	4 / 2 / 2	1,304	452,926	2,308,653.77	2.34%
4040	- Retail	3 / 1 / 2	266	58,983	240,029.76	0.24%
1010	- Technology	2 / 6 / 2	413	97,572	332,554.54	0.34%
1510	- Telecommunications	2 / 0 / 2	2,775	873,320	8,655,250.01	8.76%
4050	- Travel & Leisure	4 / 1 / 1	1,852	817,633	3,729,839.37	3.78%
6510	- Utilities	3 / 2 / 0	3,026	1,182,138	6,737,575.19	6.82%

## Top 10 best &amp; worst performing Shares

## Main Market

With positive Price change	Closing price	change	With negative Price change	Closing price	change
P.P.A. S.A. (CR)	21.2	6.00% #	LOGISMOS S.A. (CR)	1.03	-1.91% ☹
EUROBANK HOLDINGS (CR)	0.685	5.38% #	AEGEAN AIRLINES (CR)	5.4	-1.82% ☹
ELINOIL S.A. (CR)	2	4.71% #	IKTINOS HELLAS SA (CR)	0.68	-1.45% ☹
EVROFARMA SA (CR)	0.862	4.11% #	MOUZAKIS (CR)	0.41	-1.21% ☹
TECHNICAL OLYMPIC SA (CR)	1.45	2.69% #	UNIBIOS (CR)	0.282	-1.05% ☹
REDS S.A. (CR)	1.355	2.65% #	ENTERSOFT (CR)	2.68	-0.74% ☹
REVOIL (CR)	1.18	2.61% #	TERNA ENERGY (CR)	12.82	-0.62% ☹
KARELIA (CR)	316	2.60% #	ATHENS MEDICAL CENTER SA (CR)	1.605	-0.62% ☹
PIRAEUS FINANCIAL HOLD (CR)	0.7478	2.44% #	BRIQ PROPERTIES (CR)	1.99	-0.50% ☹
GEK TERNA (CR)	9.51	2.37% #	PAPOUTSANIS (CR)	2.22	-0.45% ☹
With the highest Transactions Value	Value (thou. €)	change	With the highest Transactions Volume	Volume	change
GEK TERNA (CR)	35,940.48	2.37% #	EUROBANK HOLDINGS (CR)	17,182,602	5.38% #
EUROBANK HOLDINGS (CR)	11,656.04	5.38% #	ALPHA BANK (CR)	4,694,442	1.21% #
OTE (CR)	8,460.51	0.76% #	GEK TERNA (CR)	3,613,882	2.37% #
JUMBO SA (CR)	5,161.46	0.76% #	PIRAEUS FINANCIAL HOLD (CR)	3,215,240	2.44% #
ALPHA BANK (CR)	4,310.37	1.21% #	MARFIN INVESTMENT GROUP (CR)	1,700,620	0.63% #
NATIONAL BANK (CR)	3,679.94	2.34% #	NATIONAL BANK (CR)	1,547,079	2.34% #
OPAP (CR)	2,917.43	0.09% #	ELLAKTOR (CR)	1,071,743	0.69% #
MOTOR OIL (CR)	2,536.31	1.66% #	ADMIE (IPTO) HOLDING S.A. (CR)	687,785	1.34% #
TERNA ENERGY (CR)	2,509.86	-0.62% ☹	OTE (CR)	642,705	0.76% #
PIRAEUS FINANCIAL HOLD (CR)	2,381.65	2.44% #	IKTINOS HELLAS SA (CR)	402,930	-1.45% ☹

Note: Stocks that are not included in the "Low Dispersion" and "Under Supervision" categories, and the transactions value is more than 10,000 €.

## Derivatives Summary

	Number of Trades	Volume	Open Interest
<b>Index Futures</b>	<b>228</b>	<b>1,005</b>	<b>5,848</b>
FTSE/Athex Large Cap	228	1,005	5,848
<b>Stock Futures</b>	<b>3,304</b>	<b>79,599</b>	<b>372,267</b>
ADMIE (IPTO) HOLDING S.A. (CR)	175	2,382	8,950
ALPHA BANK (CR)	320	11,281	91,469
ATTICA BANK S.A. (CR)	0	0	621
CC HBC AG (CR)	4	12	118
CENERGY HOLDINGS (CB)	222	942	6,461
ELLAKTOR (CR)	126	1,191	4,265
EUROBANK HOLDINGS (CR)	275	11,403	41,941
EYDAP S.A. (CR)	26	37	409
FOURLIS (CR)	28	289	900
GEK TERNA (CR)	380	1,768	8,408
HELLENIC EXCHANGES-A.S.E. (CR)	82	315	2,115
HELLENIC PETROLEUM (CR)	17	69	2,078
INTRACOM HOLDINGS (CR)	10	419	1,978
JUMBO SA (CR)	53	140	564
LAMDA DEVELOPMENT SA (CR)	134	918	2,535
MARFIN INVESTMENT GROUP (CR)	8	1,803	53,724
MOTOR OIL (CR)	71	308	3,065
MYTILINEOS (CR)	88	1,010	6,396
NATIONAL BANK (CR)	254	4,202	33,202
OPAP (CR)	39	284	2,677
OTE (CR)	162	896	9,109
P.P.A. S.A. (CR)	15	46	502
PIRAEUS FINANCIAL HOLD (CR)	307	13,411	70,638
PPC (CR)	312	25,489	13,261
TERNA ENERGY (CR)	87	374	1,477
TITAN CEMENT (CB)	8	39	917
VIOHALCO SA/NV (CB)	101	571	4,487
<b>Index Options</b>	<b>18</b>	<b>184</b>	<b>1,527</b>
FTSE/Athex Large Cap	18	184	1,527
<b>Stock Options</b>	<b>3</b>	<b>3</b>	<b>2,125</b>
ALPHA BANK (CR)	0	0	173
NATIONAL BANK (CR)	0	0	531
OPAP (CR)	0	0	23
OTE (CR)	3	3	709
PIRAEUS FINANCIAL HOLD (CR)	0	0	242
PPC (CR)	0	0	447
<b>Total Derivatives Traded</b>	<b>3,553</b>	<b>80,791</b>	<b>381,767</b>





## Daily Official List

Year: 142 Trading Day No: 48

## Section 2: Analytic Figures of Shares Transactions

Thursday, 11 March, 2021

Number of Outstanding Securities	Nominal Value	Dividends [1]			Date of Last Coupon Dividend [2]		Note	Shares	Closing price	% change	Previous closing price/date	Open price	Price min	Price max	Last price	Avg price	Last Bid [7]	Last Ask [7]	P/E after tax	Year	Volume	Trades	Transactions Value[8]	Company Mkt Value (thou. €)	Year low	Year high	Sector[ 4]	
		2018	2019	2020																								
35,764,593	2.10	0.055	0.039		01/04/2020	25/11/2019																						
15,816,009	0.300				01/07/2009	17/07/2000																						
101,123,806	0.360				22/07/2010	28/06/2011																						
784,500	10.00	0.13	0.35		16/07/2020	31/07/2018																						
9,907,500	0.300				06/10/2005	13/02/2002																						
13,400,000	0.300		0.026		12/10/2020	18/01/2019																						
20,578,374	0.620		0.04	0.05	03/11/2020	18/05/2015																						
32,001,013	0.300				12/08/2008	17/10/2017																						
4,740,000	0.860					14/03/2003																						
4,419,616	1.58				21/07/2011	04/03/2015																						
468,700		4.869	1.71		29/10/2020	21/05/2004																						
10,500,000	0.950				24/06/2008	30/06/2017																						
3,953,090	0.300	0.15	0.5		04/06/2020	05/12/2012																						
35,043,831	0.500				21/05/2008	19/06/2020																						
11,903,561	0.470				26/05/2020	07/04/2020																						
27,345,120	0.280				18/07/2005	26/02/2014																						
35,740,896	1.33				04/12/2020	21/07/2020																						
57,434,884	1.31				05/06/2008	12/06/2009																						
6,456,530	1.08		0.065		09/07/2020	02/08/2010																						
15,627,315	0.300				16/11/1992	24/07/2019																						
32,413,681	0.370				15/07/2009	11/05/2000																						
401,136	13.75				05/04/2018	24/09/2020																						
6,325,000	0.600	0.103	0.095		17/09/2020	17/02/2014																						
24,060,000	0.300	0.015	0.035		05/05/2020	01/07/2019																						
15,878,748	0.480				10/07/2006	22/03/2004																						
34,720,000	0.310				16/06/2010	01/08/2007																						
13,673,200	0.880				18/07/2008	26/07/2001																						
27,848,000	0.300				20/08/2018	02/09/2003																						
11,250,000	0.520	0.04			22/07/2019	09/11/2015																						
18,410,839	1.00				07/07/2009	10/09/2010																						
375,241,586	0.390	0.03	0.03		01/06/2020	14/07/2006																						
3,307,500	0.210				11/08/2010	30/11/2020																						
31,734,530	0.240				09/07/2007	19/07/2006																						
19,864,886	5.60	0.672	0.672		26/03/2020	02/07/2008																						
26,730,187	0.520	0.06	0.04		27/07/2020	01/08/2017																						
30,000,000	0.050	(0.03)			04/12/2020	11/06/2020																						
36,300,000	1.12	0.126	0.268		09/07/2020	12/12/2007																						
27,503,677	0.630	0.13	0.2446		06/05/2020	18/10/1999																						
8,226,132	0.900				15/05/2009	13/10/2014																						





Number of Outstanding Securities	Nominal Value	Dividends [1]			Date of Last Coupon		Note	Shares	Closing price	% change	Previous closing price/date	Open price	Price min	Price max	Last price	Avg price	Last Bid [7]	Last Ask [7]	P/E after tax	Year	Volume	Trades	Transactions Value[8]	Company Mkt Value (thou. €)	Year low	Year high	Sector[4]	
		2018	2019	2020	Dividend [2]	Right																						
24,319,250	0.300	---	---	---	09/07/2002	04/07/2007	5165	PROODEFTIKH SA (CR)	0.2	-9.09 <b>€</b>	0.22	10/03/2021	0.18	0.18	0.246	0.193	0.197	2000@0.190	220@0.191	---	---	9,095	10	1,792.24	4,863.85	0.18	0.25	50101010
13,582,223	1.35	---	---	---	24/06/2008	02/02/2016	4887	SIDMA STEEL (CR)	0.62	-8.82 <b>€</b>	0.68	10/03/2021	0.67	0.62	0.67	0.62	0.631	1835@0.620	1200@0.660	---	---	21,938	23	13,834.62	8,420.98	0.59	0.77	55102010
766,000	1.00	---	---	---	01/07/2004	11/12/2012	5193	TRIA ALFA SA (CR)	7	---	7	10/03/2021	---	---	---	---	---	---	70@6.00	44.23	2019	---	---	---	5,876.50	7	7	55101020
245,000	1.00	---	---	---	19/07/2010	11/12/2012	5194	TRIA ALFA SA (PR)	2.1	17.32 <b>€</b>	1.79	10/03/2021	2.1	2.1	2.1	2.1	499@1.44	246@2.10	13.27	2019	155	2	325.50	5,876.50	1.41	2.8	55101020	

## Suspension Status

5,867,311	0.300	---	---	---	11/08/2010	28/04/2017	5243	DIONIC (CR)	0.11	---	0.11	30/06/2020	---	---	---	---	---	---	---	---	---	---	---	---	645.40	0.11	0.11	50205010
21,820,410	0.800	---	---	---	22/05/2008	02/08/2011	5174	EUROMEDICA SA (CR)	0.448	---	0.448	30/04/2018	---	---	---	---	---	---	---	---	---	---	---	---	9,775.54	0.448	0.448	20101010
66,948,210	0.300	---	---	---	22/09/2015	22/09/2015	5179	FOLLI FOLLIE (CR)	4.8	---	4.8	24/05/2018	---	---	---	---	---	---	---	---	---	---	---	---	321,351.41	4.8	4.8	40401030
12,417,000	0.310	0.0205	---	---	27/08/2019	28/08/2017	5233	MLS MULTIMEDIA SA (CR)	0.57	---	0.57	12/05/2020	---	---	---	---	---	---	---	---	---	---	---	---	7,077.69	0.57	0.57	10101015
33,301,715	0.320	---	---	---	27/06/2003	08/07/2009	5241	AEGEK (CR)	0.035	---	0.035	25/06/2020	---	---	---	---	---	---	---	---	---	---	---	---	1,165.56	0.035	0.035	50101010
77,126,446	0.340	---	---	---	23/05/2005	18/08/2011	5206	G.E. DIMITRIOU (CR)	0.0125	---	0.0125	30/04/2019	---	---	---	---	---	---	---	---	---	---	---	---	964.00	0.0125	0.0125	40202020
7,085,888	1.59	---	---	---	02/07/1996	06/09/2010	5216	ELVIEK (CR)	2.6	---	2.6	30/09/2019	---	---	---	---	---	---	---	---	---	---	---	---	18,423.31	2.6	2.6	35101010
25,179,640	0.600	---	---	---	08/08/1994	19/09/2000	5191	J.BOUTARIS & SON (CR)	0.026	---	0.026	01/10/2018	---	---	---	---	---	---	---	---	---	---	---	---	742.45	0.026	0.026	45101015
1,540,000	0.600	---	---	---	08/08/1994	19/09/2000	5192	J.BOUTARIS & SON (PR)	0.057	---	0.057	01/10/2018	---	---	---	---	---	---	---	---	---	---	---	---	742.45	0.057	0.057	45101015
31,543,600	0.420	---	---	---	19/07/2010	19/12/2018	5205	KRETA FARM SA (CR)	1.085	---	1.085	30/04/2019	---	---	---	---	---	---	---	---	---	---	---	---	34,224.81	1.085	1.085	45102020
23,935,280	0.300	---	---	---	29/06/2009	13/06/2000	5153	NAYTEMPORIKI PUBLISHING SA(CR)	0.107	---	0.107	02/10/2017	---	---	---	---	---	---	---	---	---	---	---	---	2,561.07	0.107	0.107	40301030
23,463,874	0.800	---	---	---	23/05/2003	21/12/1999	4918	NEORION SA (CR)	0.125	---	0.125	30/08/2012	---	---	---	---	---	---	---	---	---	---	---	---	2,932.98	0.125	0.125	50206030

## Shares' Notes

Code	Note text
( )	- Adjusted dividends.
*	- Last adjusted closing price.
[1]	- Net dividends.
[2]	- The "Date of Last Coupon" for New listings refers to the date company's stocks started to trade in Athex
[3]	- The Company Market Value is referred to the number of outstanding shares
[4]	- Sectors codification can be found in Appendix A
[5]	- The Market Value refers to the total number of shares listed (including their several classes) in the exchange by the company.
[6]	- P/E greater than 100
[7]	- Last view of the Order Book before the end of the trading session
[8]	- All Blocks Methods' Transactions Value are included.
4750	- Transfer to the Under Surveillance Category from 8/4/2011.
4887	- Transfer to the Surveillance Category as of 10/4/2012.
4912	- Transfer to the Surveillance Category as of 31/7/2012.
4918	- Suspension of trading as of 31/8/2012.
4955	- Transfer to the Surveillance Category as from 5/4/2013.
4957	- Transfer to the Surveillance Category as from 5/4/2013.
4958	- Transfer to the Surveillance Category as from 5/4/2013.
4959	- Transfer to the Surveillance Category as from 5/4/2013.
5093	- Transfer to the Surveillance Category as of 8/4/2015.
5112	- Transfer to the Surveillance Category as of 15/04/2016.
5115	- Transfer to the Surveillance Category as of 15/04/2016.
5141	- Transfer to the Surveillance Category as of 10/05/2017.
5153	- Suspension of trading as of 03/10/2017.
5160	- Transfer to the Surveillance Category as of 15/04/2016.
5162	- Transfer to the Under Supervision Category as of 21/12/2009.
5165	- Transfer to the Surveillance Category as of 15/02/2018.
5174	- Suspension of trading as of 02/05/2018.
5178	- Transfer to the Surveillance Category as of 11/05/2018.
5179	- Suspension of trading as of 25/05/2018.
5190	- Transfer to the Surveillance Category as of 10/04/2012.
5191	- Suspension of trading as of 02/10/2018.
5192	- Suspension of trading as of 02/10/2018.
5193	- Transfer to the Surveillance Category as of 25/10/2018.
5194	- Transfer to the Surveillance Category as of 25/10/2018.
5197	- Transfer to the Surveillance Category as of 07/11/2018.
5205	- Suspension of trading as of 02/05/2019.
5206	- Suspension of trading as of 02/05/2019.
5216	- Suspension of trading as of 01/10/2019.
5232	- Transfer to the Under Surveillance Category from 08/04/2011.
5233	- Suspension of trading as of 13/05/2020.
5241	- Suspension of trading as of 26/06/2020.
5243	- Suspension of trading as of 01/07/2020.
5245	- Transfer to the Surveillance Category as of 09/07/2020.
5246	- Transfer to the Surveillance Category as of 09/07/2020.
5248	- Transfer to the Surveillance Category as of 06/09/20116.
5251	- Transfer to the Surveillance Category as of 25/11/2011.

## Securities Blocks Details

Securities	Block Volume	Price	Block Trade Value	Time of approval	Note
EUROBANK HOLDINGS (CR)	819,702	0.677	554,938.25	10:37:00	20
EUROBANK HOLDINGS (CR)	450,000	0.673	302,850.00	10:47:29	20
EUROBANK HOLDINGS (CR)	2,000,000	0.676	1,351,600.00	10:50:12	20
GEK TERNA (CR)	3,200,000	10.00	32,000,000.00	11:26:27	20
TERNA ENERGY (CR)	25,000	13.07	326,750.00	12:02:51	20
TERNA ENERGY (CR)	23,368	13.07	305,419.76	12:05:40	20
EUROBANK HOLDINGS (CR)	3,598,438	0.678	2,439,740.96	14:50:14	20
TPA SA (CR)	239	28.24	6,749.36	15:05:03	18
EUROBANK HOLDINGS (CR)	1,932,901	0.678	1,310,506.88	15:27:29	20
PIRAEUS FINANCIAL HOLD (CR)	25	0.760	19.00	16:28:52	18

## Blocks Notes

9 - Method 6-1 / Special Fees

10 - Method 6-1 / Special Fees, SDS

14 - Method 6-3 / Settlement, Incomplete Buy and Sell

18 - Method 6-2 / SPOT 1

19 - Method 6-2 / SPOT 2

20 - Method 6-1 and Method 6-1 Same Day Settlement

21 - Other Pre-agreed

## Shares Rights Details

Occured date	Exercise from	Exercise until	Trading until	Rights	Price min	Price max	Closing price	Last Bid	Last Ask	Volume	Trades	Transactions Value
--------------	---------------	----------------	---------------	--------	-----------	-----------	---------------	----------	----------	--------	--------	--------------------

No Rights Transactions.



---

**Securities Forced Sales**

---

Securities	Category of Security	Transactions Volume	Number of Trades	Transactions Value	Note
------------	----------------------	------------------------	---------------------	-----------------------	------

---

No Forced Transactions.

---

---

**Forced Sales Notes**

---

1 - Normal Forced Sale.

2 - Forced Sales of Fixed Registered Shares.

3 - Forced Sales of Remaining Stock Fractions.

**Forced Sales Registered Shares**

Securities	Start Date	End Date	Initial Volume	Remaining Volume	Date	Avg price (day)	Avg price (period)	Number of Trades	Transactions Volume	Transactions Value
------------	------------	----------	----------------	------------------	------	-----------------	--------------------	------------------	---------------------	--------------------

No Fixed Registered Shares Forced Sales.

**Forced Sales Notes**

According to Decision 1/380/04.05.2008 of the Hellenic Republic Capital Market Commission, the certificated registered shares that have not been deposited to the issuer for dematerialisation, will be auctioned in the Athens Exchange by the supervising issuer. Forced sales procedure is held according to Article 99A of the Athens Exchange Rulebook. The average price of the period is calculated by dividing the Total transactions value by the Total volume and includes all the transactions made until the current date.

## Exchange Traded Funds (ETFs) Characteristics

	Transactions Date (T)	Creation / Redemption	Units (T-1)	New Units (T-1)	Redemption Units (T-1)	Units (T) [1]	Fund Assets [2]	Net Unit Price	Dividend per Unit	Dividend Date
ALPHA ETF FTSE Athex Large Cap	11/03/2021	5,000	853,597	---	---	853,597	17,320,190.00	20.2908	0.81	01/07/2020

## ETFs Notes

[1] - Units (T) = Units (T-1) + New Units (T-1) - Redemption Units (T-1)

[2] - The Creation / Redemption Units of T-1 are included.

## Convertible Corporate Bonds - Regulated Market

Num Listed Bonds	Nominal price	Issue price	Today's Rate	Exp. Date	Duration (years)	Note	Coupon		Trading Unit	Corporate Bonds	Price min	Price max	Closing price	Previous closing price/date	Volume	Transactions Value	Last order			ear min	Year max
							Common	Preferred									Price	Buy / Sell	Date		
298,165	0.30	0.30	1.00	11/10/2025	9	---	18	---	1	FORTHNET S.A. (Convertible)	---	---	---	---	---	---	90.0000	S	09/03/2021	100.0000	100.0000

## Corporate Bonds Notes

Transactions Volume = (Pieces) \* (Nominal Price). Transactions Value = (Pieces) \* (Nominal Price) \* (price %) + (Accrued interest).

The price of a Bond is stated as a percentage (%) of Bond's Nominal Price.

Nominal Price in Euros (€), except if it is noted differently.

## Non Convertible Corporate Bonds - Regulated Market

Num Listed Bonds	Nominal price	Issue price	Today's Rate	Exp. Date	Duration (years)	Note	Coupon		Trading Unit	Corporate Bonds	Accrued Int.	Yield.T.Mat	Price min	Price max	Closing price	Previous closing price/date	Volume	Transactions Value	Last order		ear min	Year max		
							Common	Preferred											Price	Buy / Sell			Date	
175,000	1,000.00	1,000.00	3.40	26/07/2024	5	---	4	---	1	ATTICA HOLDINGS S.A. (Non Convertible)	4.6278	5.8580	92.0500	92.0500	92.0500	92.5550	10/03/2021	20,000	18,502.56	92.0510	B	11/03/2021	90.0310	94.9999
20,529	1,000.00	1,000.00	4.95	26/06/2023	5	---	6	---	1	B&F COMM. & GARM. INDUS. S.A. (Non Convertible)	10.7250	6.9990	94.0001	94.0001	94.0001	94.0240	09/03/2021	20,000	19,014.52	94.0100	B	11/03/2021	92.1501	95.9999
90,000	1,000.00	1,000.00	3.00	11/05/2023	5	---	6	---	1	CORAL A.E. (Non Convertible)	10.4167	1.9590	101.8000	101.8500	101.8367	101.8370	10/03/2021	30,000	30,863.50	101.8000	B	11/03/2021	101.7350	103.5000
120,000	1,000.00	1,000.00	3.95	04/04/2025	7	---	6	---	1	GEK TERNA S.A. (Non Convertible)	17.7750	2.4130	104.7000	104.7000	104.7000	104.3000	10/03/2021	3,000	3,194.33	104.4500	B	11/03/2021	103.7188	105.0000
39,892,816	1.00	1.00	5.00	04/10/2021	5	---	18	---	1	HOUSEMARKET S.A. (Non Convertible)	0.0099	0.8010	102.3000	102.3000	102.3000	102.4000	09/03/2021	46,000	47,511.61	102.3000	B	11/03/2021	102.2190	102.9900
150,000	1,000.00	1,000.00	2.60	22/10/2026	7	---	3	---	1	TERNA ENERGY FINANCE S.A. (Non Convertible)	10.4722	2.4340	99.8000	100.5000	100.3862	99.9230	10/03/2021	87,000	88,247.08	100.0000	B	11/03/2021	99.4000	103.0000
200,000	1,000.00	1,000.00	3.60	12/03/2026	7	---	4	---	1	AEGEAN AIRLINES S.A. (Non Convertible)	---	3.7800	98.0000	98.5000	98.0584	98.2170	10/03/2021	76,000	74,657.40	98.0001	B	11/03/2021	93.1501	98.8000
200,000	1,000.00	1,000.00	2.10	27/10/2027	7	---	1	---	1	O.P.A.P. S.A. (Non Convertible)	8.1667	1.6890	101.9000	102.4000	102.4000	101.8600	10/03/2021	159,000	163,957.00	101.8000	B	11/03/2021	99.3000	102.8500
320,000	1,000.00	1,000.00	3.40	21/07/2027	7	---	2	---	1	LAMDA DEVELOPMENT S.A. (Non Convertible)	5.1000	3.2220	100.5000	100.9000	100.5740	100.6000	10/03/2021	100,000	101,084.00	100.6500	B	11/03/2021	99.0100	101.5000
500,000	1,000.00	1,000.00	2.75	03/07/2027	7	---	2	---	1	GEK TERNA S.A. (Non Convertible)	5.4236	2.9900	98.0500	98.7000	98.4000	98.3840	10/03/2021	206,000	203,660.49	98.4000	B	11/03/2021	97.8574	99.8765

## Corporate Bonds Notes

Transactions Volume = (Pieces) \* (Nominal Price). Transactions Value = (Pieces) \* (Nominal Price) \* (price %) + (Accrued interest).

The price of a Bond is stated as a percentage (%) of Bond's Nominal Price.

Nominal Price in Euros (€), except if it is noted differently.

## Government Bonds

Number Listed Bonds	Nominal price	Today's Rate	Accrued Interest Calc	Exp. Date [1]	Duration (years)	Note	Coupons Date	Curr. coupon value	Trading Unit	Government Bonds	Price min	Price max	Closing price	Previous closing price/date	Volume	Transactions Value	Price	Last order Buy / Sell	Date
3,000,000	1,000.00	4.38	Actual/Actual	01/08/2022	5	---	01/08	4.38	1	GGB-FXD-010822-05Y-4.375-1.000	---	---	---	---	---	---	1.0000	B	28/11/2018
4,500,000	1,000.00	1.88	Actual/Actual	04/02/2035	15	---	04/02	1.88	1	GGB-FXD-040235-15Y-1.875-1.000	---	---	---	---	---	---	---	---	---
2,500,000	1,000.00	3.45	Actual/Actual	02/04/2024	5	---	02/04	3.45	1	GGB-FXD-020424-05Y-3.450-1.000	---	---	---	---	---	---	---	---	---
3,500,000	1,000.00	0.75	Actual/Actual	18/06/2031	10	---	18/06	0.75	1	GGB-FXD-180631-10Y-0.750-1.000	---	---	---	---	---	---	---	---	---
4,355,990,324	1.00	3.50	Actual/Actual	30/01/2023	5	---	01/02 - 31/01	3.50	1	GGB-FXD-300123-05Y-3.500-1.00	---	---	---	94.5720 13/07/2018	---	---	1.0000	B	28/11/2018
5,962,747,327	1.00	3.75	Actual/Actual	30/01/2028	10	---	/02 - 01/02 - 31/	3.75	1	GGB-FXD-300128-10Y-3.750-1.00	---	---	---	85.4610 13/07/2018	---	---	1.0000	B	28/11/2018
6,091,218,404	1.00	3.90	Actual/Actual	30/01/2033	15	---	/02 - 01/02 - 31/	3.90	1	GGB-FXD-300133-15Y-3.900-1.00	---	---	---	78.6730 13/07/2018	---	---	1.0000	B	28/11/2018
4,805,399,486	1.00	4.00	Actual/Actual	30/01/2037	19	---	/02 - 01/02 - 31/	4.00	1	GGB-FXD-300137-19Y-4.000-1.00	---	---	---	77.0370 13/07/2018	---	---	1.0000	B	28/11/2018
4,603,713,186	1.00	4.20	Actual/Actual	30/01/2042	24	---	/02 - 01/02 - 31/	4.20	1	GGB-FXD-300142-24Y-4.200-1.00	---	---	---	77.7640 13/07/2018	---	---	1.0000	B	28/11/2018
550,418,123	1.00	4.30	Actual/Actual	24/02/2023	11	---	24/02	4.30	1	GGB-FXD-240223-11Y-2.000-1.00	---	---	---	10.0000 22/06/2015	---	---	10.0000	B	11/07/2019
445,007,576	1.00	4.30	Actual/Actual	24/02/2024	12	---	24/02	4.30	1	GGB-FXD-240224-12Y-2.000-1.00	---	---	---	10.0000 22/06/2015	---	---	---	---	---
423,674,226	1.00	4.30	Actual/Actual	24/02/2025	13	---	24/02	4.30	1	GGB-FXD-240225-13Y-2.000-1.00	---	---	---	10.0000 22/06/2015	---	---	---	---	---
212,292,153	1.00	4.30	Actual/Actual	24/02/2026	14	---	24/02	4.30	1	GGB-FXD-240226-14Y-2.000-1.00	---	---	---	10.0000 22/06/2015	---	---	---	---	---
160,621,352	1.00	4.30	Actual/Actual	24/02/2027	15	---	24/02	4.30	1	GGB-FXD-240227-15Y-2.000-1.00	---	---	---	10.0000 22/06/2015	---	---	---	---	---
183,244,055	1.00	4.30	Actual/Actual	24/02/2028	16	---	24/02	4.30	1	GGB-FXD-240228-16Y-2.000-1.00	---	---	---	10.0000 22/06/2015	---	---	---	---	---
164,802,894	1.00	4.30	Actual/Actual	24/02/2029	17	---	24/02	4.30	1	GGB-FXD-240229-17Y-2.000-1.00	---	---	---	10.0000 22/06/2015	---	---	---	---	---
165,460,943	1.00	4.30	Actual/Actual	24/02/2030	18	---	24/02	4.30	1	GGB-FXD-240230-18Y-2.000-1.00	---	---	---	10.0000 22/06/2015	---	---	---	---	---
129,007,241	1.00	4.30	Actual/Actual	24/02/2031	19	---	24/02	4.30	1	GGB-FXD-240231-19Y-2.000-1.00	---	---	---	10.0000 22/06/2015	---	---	---	---	---
126,192,683	1.00	4.30	Actual/Actual	24/02/2032	20	---	24/02	4.30	1	GGB-FXD-240232-20Y-2.000-1.00	---	---	---	10.0000 22/06/2015	---	---	---	---	---
146,905,168	1.00	4.30	Actual/Actual	24/02/2033	21	---	24/02	4.30	1	GGB-FXD-240233-21Y-2.000-1.00	---	---	---	10.0000 22/06/2015	---	---	---	---	---
154,475,606	1.00	4.30	Actual/Actual	24/02/2034	22	---	24/02	4.30	1	GGB-FXD-240234-22Y-2.000-1.00	---	---	---	10.0000 22/06/2015	---	---	---	---	---
144,429,441	1.00	4.30	Actual/Actual	24/02/2035	23	---	24/02	4.30	1	GGB-FXD-240235-23Y-2.000-1.00	---	---	---	10.0000 22/06/2015	---	---	---	---	---
166,211,676	1.00	4.30	Actual/Actual	24/02/2036	24	---	24/02	4.30	1	GGB-FXD-240236-24Y-2.000-1.00	---	---	---	10.0000 22/06/2015	---	---	---	---	---
145,461,669	1.00	4.30	Actual/Actual	24/02/2037	25	---	24/02	4.30	1	GGB-FXD-240237-25Y-2.000-1.00	---	---	---	10.0000 22/06/2015	---	---	---	---	---
146,941,087	1.00	4.30	Actual/Actual	24/02/2038	26	---	24/02	4.30	1	GGB-FXD-240238-26Y-2.000-1.00	---	---	---	10.0000 22/06/2015	---	---	---	---	---
135,115,612	1.00	4.30	Actual/Actual	24/02/2039	27	---	24/02	4.30	1	GGB-FXD-240239-27Y-2.000-1.00	---	---	---	10.0000 22/06/2015	---	---	---	---	---
141,909,637	1.00	4.30	Actual/Actual	24/02/2040	28	---	24/02	4.30	1	GGB-FXD-240240-28Y-2.000-1.00	---	---	---	10.0000 22/06/2015	---	---	---	---	---
136,788,720	1.00	4.30	Actual/Actual	24/02/2041	29	---	24/02	4.30	1	GGB-FXD-240241-29Y-2.000-1.00	---	---	---	10.0000 22/06/2015	---	---	---	---	---
163,643,410	1.00	4.30	Actual/Actual	24/02/2042	30	---	24/02	4.30	1	GGB-FXD-240242-30Y-2.000-1.00	---	---	---	10.0000 22/06/2015	---	---	---	---	---
4,000,000	1,000.00	3.88	Actual/Actual	12/03/2029	10	---	12/03	3.88	1	GGB-FXD-120329-10Y-3.875-1.000	---	---	---	---	---	---	100.0000	B	15/10/2019
503,753	1,000.00	0.32	FLR Actual/360	16/09/2021	2	---	16/03 - 16/09	---	1	GGB-FLT-160921-02Y-0.319-1.000	---	---	---	---	---	---	---	---	---
3,000,000	1,000.00	3.38	Actual/Actual	15/02/2025	7	---	15/02	3.38	1	GGB-FXD-150225-07Y-3.375-1.000	---	---	---	---	---	---	---	---	---
250,250	1,000.00	2.90	Actual/Actual	20/03/2023	4	---	20/03	2.90	1	GGB-FXD-200323-04Y-2.900-1.000	---	---	---	---	---	---	---	---	---
964,000	1,000.00	3.25	Actual/Actual	20/03/2025	6	---	20/03	3.25	1	GGB-FXD-200325-06Y-3.250-1.000	---	---	---	---	---	---	---	---	---

## Government Bonds Notes

Transactions Volume = (Pieces) \* (Nominal Price). Transactions Value = (Pieces) \* (Nominal Price) \* (price %) + (Accrued interest).

The Value of current coupon for the issues with NV 0.01 euro refers to NV 100 euros

FLR: Floating Interest Rate.

[1] - The Expiration Date of the interest bearing period and the Date for coupon payment.

## Government Bonds

Number Listed Bonds	Nominal price	Today's Rate	Accrued Interest Calc	Exp. Date [1]	Duration (years)	Note	Coupons Date	Curr. coupon value	Trading Unit	Government Bonds	Price min	Price max	Closing price	Previous closing price/date	Volume	Transactions Value	Price	Last order Buy / Sell	Date
2,100,000	1,000.00	3.55	Actual/Actual	20/03/2026	7	---	20/03	3.55	1	GGB-FXD-200326-07Y-3.550-1.000	---	---	---	---	---	---	---	---	---
5,500,000	1,000.00	1.50	Actual/Actual	18/06/2030	10	---	18/06	1.50	1	GGB-FXD-180630-10Y-1.500-1.000	---	---	---	---	---	---	---	---	---
5,364,250	1,000.00	3.25	Actual/Actual	20/03/2050	30	---	20/03	3.25	1	GGB-FXD-200350-30Y-3.250-1.000	---	---	---	---	---	---	---	---	---
2,000,000	1,000.00	2.00	Actual/Actual	22/04/2027	7	---	22/04	2.00	1	GGB-FXD-220427-07Y-2.000-1.000	---	---	---	---	---	---	99.9000	B	22/04/2020
2,500,000	1,000.00	1.88	Actual/Actual	23/07/2026	7	---	23/07	1.88	1	GGB-FXD-230726-07Y-1.875-1.000	---	---	---	---	---	---	---	---	---

## Government Bonds Notes

Transactions Volume = (Pieces) \* (Nominal Price). Transactions Value = (Pieces) \* (Nominal Price) \* (price %) + (Accrued interest).

The Value of current coupon for the issues with NV 0.01 euro refers to NV 100 euros

FLR: Floating Interest Rate.

[1] - The Expiration Date of the interest bearing period and the Date for coupon payment.

Treasury Bills & Zero Coupon Government Bonds

Issue Date	13-Week Maturity									26-Week Maturity									52-Week Maturity								
	Exp. Date	Initial Rate	Num Listed Bonds	Nominal price	Issue price	Last Trade Price	Last Trade Date	Volume Traded	Note	Exp. Date	Initial Rate	Num Listed Bonds	Nominal price	Issue price	Last Trade Price	Last Trade Date	Volume Traded	Note	Exp. Date	Initial Rate	Num Listed Bonds	Nominal price	Issue price	Last Trade Price	Last Trade Date	Volume Traded	Note
13/03/2020	---	---	---	---	---	---	---	---	---	---	---	---	---	---	---	---	---	---	12/03/2021	0.24	600,000	1,000.00	1,000.00	---	---	---	---
12/06/2020	---	---	---	---	---	---	---	---	---	---	---	---	---	---	---	---	---	---	11/06/2021	0.25	1,600,000	1,000.00	997.49	---	---	---	---
11/09/2020	---	---	---	---	---	---	---	---	---	---	---	---	---	---	---	---	---	---	10/09/2021	0.00	1,000,000	1,000.00	1,000.00	---	---	---	---
11/12/2020	---	---	---	---	---	---	---	---	---	---	---	---	---	---	---	---	---	---	10/12/2021	-0.26	1,000,000	1,000.00	1,002.60	---	---	---	---



Bonds in Circulation	Currency / Min nominal traded Value	Coupons Payment Date	Current Coupon Value	Note	Coupon	Trading Unit	Issue Date	Duration (years)	Today's Interest	A.I.C in days	Bonds	Last price of previous days		Last Outcry in Cash (euro)			Trades in Pieces	Life min	Life Max
												Price	Buy / Sell	Price	Buy / Sell	Date			
<b>Corporate Bonds in Foreign Currency and Euro</b>																			
103,746	GBP / 10	01/12	0.25	---	62	1	01/12/1930	98	2.5	360	National Mortgage Bank	2.27	05/02/1996	2.27	S	05/02/1996	---	2.27	2.27
0	GBP / 10	01/12	0.25	---	64	1	01/12/1928	100	2.5	360	National Mortgage Bank	---	---	---	---	---	---	---	---

## Government Bonds Notes

A.I.C: Accrued Interest Calculation base.

FLR: Floating Interest Rate.

The minimum tradeable Nominal Value for all Demeterialised Government Titles is 100 Euros.

(μτφρ-0)

## Athex &amp; ATHEXClear Members List

Member Name				Stock Market			Derivatives Market		ATHEXClear Member	
	Address	Phone	Fax	Market Member	Remote Member	Market Maker	Proprietary	Market Maker	General Clearing	Direct Clearing
A. SARRIS SECURITIES S.A.				a						
6, ΔΡΑΓΑΤΣΑΝΙΟΥ 6 ATHINA	2103367700									
AEONIC SECURITIES C.I.F. P.L.C.				a	a					
, ΛΑΪΟΥ 6, ΓΡ. 301B, ANNA COURT	35725337600									
ALPHA BANK A.E.									a	
103, AVE. ATHINON ATHINA	+30 2103436820	210-3436270								
40, STADIΟΥ STR ATHINA	(210)-3265546	(210)-3265811								
	(210)-3260000	(210)-3264116								
ALPHA FINANCE INVESTMENT SERVICES S.A.				a		a	a	a		a
5, ΜΕΡΑΙΝ 5 ATHINA	2103677400									
ARGUS STOCKBROKERS LTD				a	a		a			
25 , 25 ΛΕΩΦΟΡΟΣ ΔΗΜΟΣΘΕΝΗ ΣΕΒΕΡΗ	0035722717000									
ATLANTIC SECURITIES LTD				a	a					
37, ΠΡΟΔΡΟΜΟΥ 37	0035722445400									
AXON SECURITIES S.A.				a			a			
48, ΣΤΑΔΙΟΥ 48 ATHINA	2103363800									
BETA SECURITIES S.A.				a		a	a			a
29 , ΑΛΕΞΑΝΔΡΑΣ 29 ATHINA	2106478930									
BNP PARIBAS SECURITIES SERVICES									a	
2, ΛΑΜΨΑΚΟΥ 2 ATHINA	2107468500									
BOFA SECURITIES EUROPE SA				a	a					
, 112 AVENUE KL?BER 75116	+33 153655555									
CAPITAL SECURITIES S.A.				a			a			
58, ΜΗΤΡΟΠΟΛΕΩΣ 58 ATHINA	2103369700									
CFS SECURITIES INVESTMENT SERVICES S.A.				a						
3, ΠΑΠΑΡΡΗΓΟΠΟΥΛΟΥ 3 ATHINA	2103360800									
CITIGROUP GLOBAL MARKETS EUROPE AG				a	a					
16, REUTERWEG 16 FRANKFURT	+49 691366-0									
CITIGROUP GLOBAL MARKETS LIMITED				a						
1, 33 CANADA SQUARE -CANARY WHARF	+44 02079864000									
CREDIT SUISSE SECURITIES (EUROPE) LIMITED				a						
1, ONE CABOT SQUARE LONDON	+44 2078888888									
CREDIT SUISSE SECURITIES SOCIEDAD DE VALORES SA				a	a					
, CALLE AYALA 42, 3A PLANTA-B MADRID	+34917916000									
CYCLOS SECURITIES S.A.				a			a			
39, ΠΑΝΕΠΙΣΤΗΜΙΟΥ 39 ATHINA	2103364300									
DEUTSCHE BANK S.A.					a					
1, GREAT WINCHESTER STREET LONDON	+44 20 754 54209	00441133361437								
DYNAMIC SECURITIES S.A.				a			a			a
, ΤΡΑΛΛΕΩΝ 2 & Α.ΣΥΓΓΡΟΥ 223 ΝΕΑ ΣΜΥΡΝΗ	2103677700									
EUROBANK EQUITIES INVESTMENT FIRM S.A				a		a	a	a		a
, ΦΙΛΕΛΛΗΝΩΝ 10 & ΞΕΝΟΦΩΝΤΟΣ 13 ATHINA	2103720425									
EUROBANK S.A.									a	
, ΟΘΩΝΟΣ 8 ATHINA	2103337000									
EUROCORP INVESTMENT SERVICES S.A.				a			a			a
14, ΠΛ.ΦΙΛΙΚΗΣ ΕΤΑΙΡΕΙΑΣ 14 ATHINA	2107263600									
EUROTRUST INVESTMENT FIRM SA				a						
113, ΣΕΒΑΣΤΟΥΠΟΛΕΩΣ 113 ATHINA	2103363100									
EUROXX SECURITIES S.A.				a		a	a	a		a
7, ΠΑΛΕΟΛΟΓΟΥ CHALANDRI	+30 2106879400	210-6879401								
7, ΠΑΛΑΙΟΛΟΓΟΥ CHALANDRI	(210)-6879400	(210)-6879401								
G. A. PERVANAS SECURITIES- INVESTMENT SERVICES S.A.				a						
7-9, ΣΟΦΟΚΛΕΟΥΣ 7-9 ATHINA	2103727200									
GLOBAL CAPITAL SECURITIES & FINANCIAL SERVICES LTD				a	a					
50, ΛΑΡΧΙΕΠΙΣΚΟΠΟΥ ΜΑΚΑΡΙΟΥ Γ50	0035722710710									
HELLENIC AMERICAN SECURITIES S.A.				a		a	a			a
27, ΑΝΔΡΕΑ ΠΑΠΑΝΔΡΕΟΥ 27 MAROUSI	2103311100									
HELLENIC BANK (INVESTMENTS) LTD					a					
, AVE.KYRIAKΟΥ MATSI 31 - PO BOX 24747 NICOSIA	+357 22500100	357 22500110								
HSBC CONTINENTAL EUROPE									a	
109-111, Α.ΜΕΣΟΓΕΙΩΝ 109-111	2106960000									
INDEX SECURITIES S.A.				a						
6, ΔΡΑΓΑΤΣΑΝΙΟΥ 6 ATHINA	2103213920									

## Athex &amp; ATHEXClear Members List

Member Name				Stock Market			Derivatives Market		ATHEXClear Member	
	Address	Phone	Fax	Market Member	Remote Member	Market Maker	Proprietary	Market Maker	General Clearing	Direct Clearing
J. CHR. MAVRIKIS SECURITIES S.A.				a						
5, ΣΟΦΟΚΛΕΟΥΣ 5 ATHINA	2103216730									
KAPPA SECURITIES S.A.				a			a			
15, ΒΑΛΑΩΡΙΤΟΥ 15 ATHINA	2103678600									
KARAMANOF SECURITIES & INVESTMENT SERVICES S.A.				a						
2, ΠΛ.ΑΓ.ΘΕΟΔΩΡΩΝ 2 ATHINA	2103212947									
LAIKI FINANCIAL SERVICES LTD					a					
26, AVE. VYRONOS NICOSIA	357 22367367	357 22718567								
LEON DEPOLAS SECURITIES S.A.				a		a	a			
1, ΧΡΗΣΤΟΥ ΛΑΔΑ 1 ATHINA	2103213276 -28									
MEGA EQUITY SECURITIES & FINANCIAL SERVICES PUBLIC LTD				a	a		a			
42-44, ΛΕΩΦ.ΓΡΙΒΑ ΔΙΓΕΝΗ 42-44	0035722711711									
MERIT SECURITIES S.A				a		a	a			a
5, ΣΟΦΟΚΛΕΟΥΣ 5 ATHINA	2103671880									
MERRILL LYNCH INTERNATIONAL				a						
2, 2 KING EDWARD STREET LONDON	+44 20276281000									
N. CHRYSOCHOIDIS SECURITIES S.A.				a			a			a
7-9, ΣΟΦΟΚΛΕΟΥΣ 7-9 ATHINA	2103213913									
NATIONAL BANK OF GREECE S.A.				a		a	a		a	
86, ΑΙΟΛΟΥ STR. ATHINA	(210)-3341000	(210)-3228187								
68, ΑΚΑΔΙΜΙΑΣ STR. ATHINA	(210)-3328817	(210)-3328678								
NATIONAL SECURITIES S.A.				a		a	a	a		
66, ΛΕΩΦ. ΚΗΦΙΣΙΑΣ 66 (ΚΤΗΡΙΟ Α) MAROUSI	2103328784									
NUNTIUS BROKERAGE AND INVESTMENT SERVICES S.A				a						
6, ΔΡΑΓΑΤΣΑΝΙΟΥ 6 ATHINA	2103350599									
ONE PLUS CAPITAL LIMITED				a	a					
, 75 PRODROMOU AVENUE NICOSIA 1307	35722873760									
OPTIMA BANK S.A.				a		a	a	a	a	
32, ΑΙΓΙΑΛΕΙΑΣ 32 & ΠΑΡΑΔΕΙΣΟΥ MAROUSI	2108173111									
PANTELAKIS SECURITIES S.A.				a		a	a	a		
57, ΕΘΝΙΚΗΣ ΑΝΤΙΣΤΑΣΕΩΣ 57, ΚΤΙΡΙΟ Β CHALANDRI	2106965000									
PEGASUS SECURITIES S.A				a			a			
17, ΒΑΛΑΩΡΙΤΟΥ 17 & ΑΜΕΡΙΚΗΣ ATHINA	2103670700									
PIRAEUS BANK S.A.				a			a		a	
, ΑΜΕΡΙΚΗΣ 4 ATHINA	2103335000									
PIRAEUS SECURITIES S. A.				a		a	a	a		a
10, ΣΤΑΔΙΟΥ 10 ATHINA	2103354100									
PROCHOICE SECURITIES LTD				a	a					
57, ΛΕΩΦ.ΣΠΥΡΟΥ ΚΥΠΡΙΑΝΟΥ 57, ΑΚΙΝΗΤΑ Φ	035724661192									
SHARELINK SECURITIES & FINANCIAL SERVICES LTD				a	a		a			
6, HOUSE-ΘΕΟΤΟΚΗ 6 ΜΕΓΑΡΟ ΕΛΛΗΝΑ	+357 22554200									
SOCIETE GENERALE S.A.				a	a		a			
, 17 COURS VALMY, CEDEX	+157290504									
SOLIDUS SECURITIES S.A				a			a			a
64, ΛΟΥΙΖΗΣ ΠΙΑΝΚΟΥΡ 64 ATHINA	2106900600									
ST. EM. LAVRENTAKIS SECURITIES S.A.				a			a			
7-9, ΣΟΦΟΚΛΕΟΥΣ 7-9 ATHINA	2103213336									
THE CYPRUS INVESTMENT & SECURITIES CORPORATION LTD				a	a					
154, ΛΕΩΦ. ΚΥΡΗΝΕΙΑΣ	0035722121700									
UBS EUROPE SE				a	a					
, OPERNTURM, BOCKENHEIMER LANDSTRASSE 2-4	496921790									
UBS LIMITED					a					
1, FINSBURY AVENUE LONDON	+44 2075687135									

## List of Stocks under Market Making operations

Securities	Market Maker	Start Market Making	Stock Category
MLS MULTIMEDIA SA (CR)			Suspension Status
	PIRAEUS SECURITIES S. A.	01/08/2019	
ALPHA ETF FTSE Athex Large Cap			Exchange Traded Funds (ETFs)
	ALPHA FINANCE INVESTMENT SERVICES S.A.	02/01/1900	
	NATIONAL SECURITIES S.A.	02/01/1900	
ADMIE (IPTO) HOLDING S.A. (CR)			Main Market
	HELLENIC AMERICAN SECURITIES S.A.	09/03/2020	
	PIRAEUS SECURITIES S. A.	29/06/2017	
AEGEAN AIRLINES (CR)			Main Market
	EUROBANK EQUITIES INVESTMENT FIRM S.A	22/09/2020	
ALPHA BANK (CR)			Main Market
	ALPHA FINANCE INVESTMENT SERVICES S.A.	29/02/2016	
	EUROBANK EQUITIES INVESTMENT FIRM S.A	22/10/2006	
	HELLENIC AMERICAN SECURITIES S.A.	25/07/2014	
	LEON DEPOLAS SECURITIES S.A.	04/01/2016	
	MERIT SECURITIES S.A	03/09/2012	
	NATIONAL SECURITIES S.A.	02/01/1900	
	PIRAEUS SECURITIES S. A.	28/05/2009	
ANDROMEDA SA (CR)			Main Market
	BETA SECURITIES S.A.	15/02/2021	
AS COMPANY SA (CR)			Main Market
	EUROBANK EQUITIES INVESTMENT FIRM S.A	01/04/2019	
ATTICA BANK S.A. (CR)			Main Market
	EUROBANK EQUITIES INVESTMENT FIRM S.A	11/11/2019	
	EUROXX SECURITIES S.A.	22/01/2016	
	PIRAEUS SECURITIES S. A.	20/09/2017	
ATTICA HOLDINGS (CR)			Main Market
	HELLENIC AMERICAN SECURITIES S.A.	28/12/2017	
AUTOHELLAS SA (CR)			Main Market
	ALPHA FINANCE INVESTMENT SERVICES S.A.	01/07/2019	
	EUROXX SECURITIES S.A.	02/07/2018	
AVAX S.A. (CR)			Main Market
	EUROBANK EQUITIES INVESTMENT FIRM S.A	14/12/2015	
	PIRAEUS SECURITIES S. A.	01/02/2021	
AVE (CR)			Main Market
	EUROXX SECURITIES S.A.	05/06/2020	
BRIO PROPERTIES (CR)			Main Market
	EUROBANK EQUITIES INVESTMENT FIRM S.A	09/09/2019	
	LEON DEPOLAS SECURITIES S.A.	22/02/2021	
BYTE COMPUTER SA (CR)			Main Market
	MERIT SECURITIES S.A	04/08/2008	
CC HBC AG (CR)			Main Market
	BETA SECURITIES S.A.	08/03/2021	
	NATIONAL SECURITIES S.A.	02/01/1900	
	PIRAEUS SECURITIES S. A.	04/05/2015	
CENERGY HOLDINGS (CB)			Main Market
	ALPHA FINANCE INVESTMENT SERVICES S.A.	02/01/2016	
	EUROBANK EQUITIES INVESTMENT FIRM S.A	02/01/2016	
CNL CAPITAL (CR)			Main Market
	MERIT SECURITIES S.A	01/10/2018	
EKTER SA (CR)			Main Market
	EUROBANK EQUITIES INVESTMENT FIRM S.A	16/10/2017	
	LEON DEPOLAS SECURITIES S.A.	21/05/2018	
ELASTRON (CR)			Main Market
	LEON DEPOLAS SECURITIES S.A.	20/02/2017	
ELLAKTOR (CR)			Main Market
	ALPHA FINANCE INVESTMENT SERVICES S.A.	18/03/2019	
	EUROBANK EQUITIES INVESTMENT FIRM S.A	01/06/2012	
	EUROXX SECURITIES S.A.	24/09/2018	
	NATIONAL SECURITIES S.A.	02/01/1900	
	PIRAEUS SECURITIES S. A.	22/10/2018	
ELTON SA (CR)			Main Market
	BETA SECURITIES S.A.	03/09/2012	
	LEON DEPOLAS SECURITIES S.A.	01/04/2019	
ELVALHALCOR (CR)			Main Market
	ALPHA FINANCE INVESTMENT SERVICES S.A.	07/05/2018	
	EUROBANK EQUITIES INVESTMENT FIRM S.A	07/05/2018	
ELVE SA (CR)			Main Market
	LEON DEPOLAS SECURITIES S.A.	02/11/2020	

## List of Stocks under Market Making operations

Securities	Stock Category
Market Maker	Start Market Making
<b>ENTERSOFT (CR)</b>	Main Market
EUROBANK EQUITIES INVESTMENT FIRM S.A	22/06/2020
<b>EUROBANK HOLDINGS (CR)</b>	Main Market
ALPHA FINANCE INVESTMENT SERVICES S.A.	09/01/2006
EUROBANK EQUITIES INVESTMENT FIRM S.A	01/06/2012
HELLENIC AMERICAN SECURITIES S.A.	25/07/2014
LEON DEPOLAS SECURITIES S.A.	30/11/2018
MERIT SECURITIES S.A	06/11/2017
NATIONAL SECURITIES S.A.	02/01/1900
PIRAEUS SECURITIES S. A.	28/09/2009
<b>EUROPEAN RELIANCE INSUR. (CR)</b>	Main Market
PANTELAKIS SECURITIES S.A.	15/07/2019
<b>EYDAP S.A. (CR)</b>	Main Market
ALPHA FINANCE INVESTMENT SERVICES S.A.	27/01/2020
EUROBANK EQUITIES INVESTMENT FIRM S.A	10/06/2019
<b>FOURLIS (CR)</b>	Main Market
EUROBANK EQUITIES INVESTMENT FIRM S.A	01/12/2016
PIRAEUS SECURITIES S. A.	06/03/2017
<b>GEK TERNA (CR)</b>	Main Market
BETA SECURITIES S.A.	08/03/2021
PIRAEUS SECURITIES S. A.	29/08/2019
<b>GR. SARANTIS S.A. (CR)</b>	Main Market
BETA SECURITIES S.A.	14/05/2012
EUROBANK EQUITIES INVESTMENT FIRM S.A	24/10/2016
<b>HELLENIC EXCHANGES-A.S.E. (CR)</b>	Main Market
HELLENIC AMERICAN SECURITIES S.A.	01/09/2014
NATIONAL SECURITIES S.A.	02/01/1900
PIRAEUS SECURITIES S. A.	04/05/2015
<b>HELLENIC PETROLEUM (CR)</b>	Main Market
HELLENIC AMERICAN SECURITIES S.A.	14/09/2015
PIRAEUS SECURITIES S. A.	20/03/2017
<b>IKTINOS HELLAS SA (CR)</b>	Main Market
ALPHA FINANCE INVESTMENT SERVICES S.A.	01/04/2019
EUROBANK EQUITIES INVESTMENT FIRM S.A	25/02/2019
NATIONAL SECURITIES S.A.	02/01/1900
<b>INTERCONTINENTAL (CR)</b>	Main Market
LEON DEPOLAS SECURITIES S.A.	03/06/2019
<b>INTRACOM HOLDINGS (CR)</b>	Main Market
LEON DEPOLAS SECURITIES S.A.	08/10/2018
<b>JUMBO SA (CR)</b>	Main Market
BETA SECURITIES S.A.	01/02/2021
EUROBANK EQUITIES INVESTMENT FIRM S.A	25/05/2020
MERIT SECURITIES S.A	06/11/2017
PIRAEUS SECURITIES S. A.	06/03/2017
<b>KARAMOLEGOS SA (CR)</b>	Main Market
EUROXX SECURITIES S.A.	04/10/2019
<b>KLOUKINAS - LAPPAS SA (CR)</b>	Main Market
BETA SECURITIES S.A.	22/09/2014
<b>KRI-KRI S.A. (CR)</b>	Main Market
EUROBANK EQUITIES INVESTMENT FIRM S.A	07/05/2018
LEON DEPOLAS SECURITIES S.A.	16/01/2017
<b>LAMDA DEVELOPMENT SA (CR)</b>	Main Market
EUROBANK EQUITIES INVESTMENT FIRM S.A	08/12/2014
PANTELAKIS SECURITIES S.A.	06/11/2017
PIRAEUS SECURITIES S. A.	29/06/2017
<b>LAMPSA HOTEL SA (CR)</b>	Main Market
LEON DEPOLAS SECURITIES S.A.	16/01/2017
<b>MARFIN INVESTMENT GROUP (CR)</b>	Main Market
EUROBANK EQUITIES INVESTMENT FIRM S.A	23/03/2015
PIRAEUS SECURITIES S. A.	02/02/2009
<b>MOTOR OIL (CR)</b>	Main Market
BETA SECURITIES S.A.	08/03/2021
EUROBANK EQUITIES INVESTMENT FIRM S.A	22/10/2006
HELLENIC AMERICAN SECURITIES S.A.	01/09/2014
LEON DEPOLAS SECURITIES S.A.	01/04/2019
MERIT SECURITIES S.A	25/02/2019
NATIONAL SECURITIES S.A.	02/01/1900
PIRAEUS SECURITIES S. A.	04/05/2015

## List of Stocks under Market Making operations

Securities	Market Maker	Start Market Making	Stock Category
<b>MYTILINEOS (CR)</b>			Main Market
	ALPHA FINANCE INVESTMENT SERVICES S.A.	15/04/2019	
	EUROBANK EQUITIES INVESTMENT FIRM S.A	20/09/2017	
	MERIT SECURITIES S.A	25/02/2019	
	NATIONAL SECURITIES S.A.	02/01/1900	
	PIRAEUS SECURITIES S. A.	04/05/2015	
<b>NATIONAL BANK (CR)</b>			Main Market
	ALPHA FINANCE INVESTMENT SERVICES S.A.	09/01/2006	
	BETA SECURITIES S.A.	01/02/2021	
	EUROBANK EQUITIES INVESTMENT FIRM S.A	22/10/2006	
	HELLENIC AMERICAN SECURITIES S.A.	25/07/2014	
	LEON DEPOLAS SECURITIES S.A.	20/05/2015	
	MERIT SECURITIES S.A	03/09/2012	
	NATIONAL SECURITIES S.A.	02/01/1900	
	PIRAEUS SECURITIES S. A.	08/09/2008	
<b>OPAP (CR)</b>			Main Market
	ALPHA FINANCE INVESTMENT SERVICES S.A.	09/01/2006	
	EUROBANK EQUITIES INVESTMENT FIRM S.A	22/10/2006	
	HELLENIC AMERICAN SECURITIES S.A.	25/07/2014	
	MERIT SECURITIES S.A	20/03/2017	
	NATIONAL SECURITIES S.A.	02/01/1900	
	PIRAEUS SECURITIES S. A.	04/05/2015	
<b>OTE (CR)</b>			Main Market
	ALPHA FINANCE INVESTMENT SERVICES S.A.	09/01/2006	
	EUROBANK EQUITIES INVESTMENT FIRM S.A	22/10/2006	
	HELLENIC AMERICAN SECURITIES S.A.	25/07/2014	
	LEON DEPOLAS SECURITIES S.A.	20/04/2015	
	MERIT SECURITIES S.A	20/03/2017	
	NATIONAL SECURITIES S.A.	02/01/1900	
	PIRAEUS SECURITIES S. A.	08/09/2008	
<b>P.P.A. S.A. (CR)</b>			Main Market
	EUROBANK EQUITIES INVESTMENT FIRM S.A	06/02/2019	
<b>PAPOUTSANIS (CR)</b>			Main Market
	ALPHA FINANCE INVESTMENT SERVICES S.A.	19/11/2018	
	BETA SECURITIES S.A.	25/11/2013	
<b>PETROPOULOS PETROS (CR)</b>			Main Market
	EUROBANK EQUITIES INVESTMENT FIRM S.A	01/04/2019	
	PANTELAKIS SECURITIES S.A.	16/03/2020	
<b>PIRAEUS FINANCIAL HOLD (CR)</b>			Main Market
	ALPHA FINANCE INVESTMENT SERVICES S.A.	15/04/2019	
	EUROBANK EQUITIES INVESTMENT FIRM S.A	22/10/2006	
	EUROXX SECURITIES S.A.	15/02/2016	
	HELLENIC AMERICAN SECURITIES S.A.	25/07/2014	
	LEON DEPOLAS SECURITIES S.A.	30/11/2018	
	MERIT SECURITIES S.A	16/09/2013	
	NATIONAL SECURITIES S.A.	02/01/1900	
	PIRAEUS SECURITIES S. A.	16/02/2009	
<b>PLAISIO COMPUTERS SA (CR)</b>			Main Market
	EUROBANK EQUITIES INVESTMENT FIRM S.A	02/03/2015	
<b>PPC (CR)</b>			Main Market
	ALPHA FINANCE INVESTMENT SERVICES S.A.	09/01/2006	
	BETA SECURITIES S.A.	01/02/2021	
	EUROBANK EQUITIES INVESTMENT FIRM S.A	22/10/2006	
	HELLENIC AMERICAN SECURITIES S.A.	01/09/2014	
	MERIT SECURITIES S.A	06/11/2017	
	NATIONAL SECURITIES S.A.	02/01/1900	
	PIRAEUS SECURITIES S. A.	28/09/2009	
<b>PROFILE SA (CR)</b>			Main Market
	PANTELAKIS SECURITIES S.A.	01/07/2019	
<b>QUEST HOLDINGS (CR)</b>			Main Market
	BETA SECURITIES S.A.	26/03/2018	
	EUROBANK EQUITIES INVESTMENT FIRM S.A	28/01/2019	
<b>SPIROY AGRICULTURE SA (CR)</b>			Main Market
	EUROBANK EQUITIES INVESTMENT FIRM S.A	02/09/2019	
<b>TERNA ENERGY (CR)</b>			Main Market
	BETA SECURITIES S.A.	08/03/2021	
	PIRAEUS SECURITIES S. A.	09/12/2019	

List of Stocks under Market Making operations

Securities	Market Maker	Start Market Making	Stock Category
<b>THRACE PLASTICS SA (CR)</b>			
	ALPHA FINANCE INVESTMENT SERVICES S.A.	26/03/2018	Main Market
	EUROBANK EQUITIES INVESTMENT FIRM S.A	26/03/2018	
<b>TITAN CEMENT (CB)</b>			
	BETA SECURITIES S.A.	01/02/2021	Main Market
	EUROBANK EQUITIES INVESTMENT FIRM S.A	06/11/2019	
	PIRAEUS SECURITIES S. A.	18/01/2021	
<b>UNIBIOS (CR)</b>			
	LEON DEPOLAS SECURITIES S.A.	01/02/2021	Main Market
<b>VIOHALCO SA/NV (CB)</b>			
	ALPHA FINANCE INVESTMENT SERVICES S.A.	11/03/2008	Main Market
	EUROBANK EQUITIES INVESTMENT FIRM S.A	04/03/2014	
	MERIT SECURITIES S.A	17/03/2014	

Underlying Asset				Derivatives Market													
Price max	Price min	Closing price	change	Delivery Month	Open price	Price max	Price min	Last price	Closing price	Last Bid	Last Ask	Fixing price*	Life high	Life low	Trades	Volume	Open Interest
FTSE/Athex Large Cap <span style="float: right;">(Trade Unit: 1 Index Point x 2€, Cash Settlement)</span>																	
2,045.72	2,021.01	2,045.59	1.22%	March 2021	2,028.00	2,047.00	2,024.50	2,046.50	2,046.50	---	---		2,047.00	---	136	551	5,539
				April 2021	2,035.00	2,046.50	2,030.00	2,045.00	2,045.00	---	---		2,046.50	---	92	454	309
				May 2021	---	---	---	---	2,029.00	---	---		---	---	---	---	---
				June 2021	---	---	---	---	2,032.25	---	---		---	---	---	---	---
				September 2021	---	---	---	---	2,042.50	---	---		---	---	---	---	---
				December 2021	---	---	---	---	2,052.75	---	---		---	---	---	---	---

Derivatives notes

Fixing prices and final open positions can be retrieved from the following path <http://www.helex.gr/el/web/guest/statistics-end-of-day-derivatives>



Underlying Asset				Derivatives Market													
Price max	Price min	Closing price	change	Delivery Month	Open price	Price max	Price min	Last price	Closing price	Last Bid	Last Ask	Fixing price*	Life high	Life low	Trades	Volume	Open Interest
<b>ADMIE (IPTO) HOLDING S.A. (CR)</b>				(Contract Size: 100 Securities, Physical Delivery)													
2.66	2.615	2.645	1.34%	March 2021	2.63	2.65	2.62	2.64	2.64	---	---	---	2.75	---	125	1,449	8,008
				June 2021	2.65	2.67	2.64	2.66	2.66	---	---	---	2.67	---	50	933	942
				September 2021	---	---	---	---	2.64	---	---	---	---	---	---	---	---
				December 2021	---	---	---	---	2.65	---	---	---	---	---	---	---	---
<b>ALPHA BANK (CR)</b>				(Contract Size: 100 Securities, Physical Delivery)													
0.9234	0.9108	0.918	1.21%	March 2021	0.922	0.925	0.910	0.921	0.921	---	---	---	1.04	---	199	6,605	77,138
				June 2021	0.928	0.935	0.917	0.925	0.925	---	---	---	0.980	---	121	4,676	14,331
				September 2021	---	---	---	---	0.917	---	---	---	---	---	---	---	---
				December 2021	---	---	---	---	0.921	---	---	---	---	---	---	---	---
<b>ATTICA BANK S.A. (CR)</b>				(Contract Size: 100 Securities, Physical Delivery)													
0.2185	0.213	0.218	1.87%	March 2021	---	---	---	---	0.214	---	---	---	0.244	---	---	---	321
				June 2021	---	---	---	---	0.215	---	---	---	0.222	---	---	---	300
				September 2021	---	---	---	---	0.216	---	---	---	---	---	---	---	---
				December 2021	---	---	---	---	0.217	---	---	---	---	---	---	---	---
<b>CC HBC AG (CR)</b>				(Contract Size: 100 Securities, Physical Delivery)													
27.7	27.19	27.7	0.54%	March 2021	27.22	27.46	27.21	27.46	27.46	---	---	---	27.67	---	4	12	100
				June 2021	---	---	---	---	27.70	---	---	---	27.70	---	---	---	18
				September 2021	---	---	---	---	27.84	---	---	---	---	---	---	---	---
				December 2021	---	---	---	---	27.98	---	---	---	---	---	---	---	---
<b>CENERGY HOLDINGS (CB)</b>				(Contract Size: 100 Securities, Physical Delivery)													
2.135	2.045	2.1	0.00%	March 2021	2.09	2.12	2.07	2.08	2.08	---	---	---	2.15	---	80	333	6,203
				June 2021	2.11	2.14	2.07	2.07	2.07	---	---	---	2.14	---	142	609	258
				September 2021	---	---	---	---	2.12	---	---	---	---	---	---	---	---
				December 2021	---	---	---	---	2.13	---	---	---	---	---	---	---	---
<b>ELLAKTOR (CR)</b>				(Contract Size: 100 Securities, Physical Delivery)													
1.677	1.59	1.611	0.69%	March 2021	1.65	1.68	1.60	1.61	1.61	---	---	---	1.77	---	61	324	3,442
				June 2021	1.61	1.67	1.60	1.63	1.63	---	---	---	1.67	---	65	867	823
				September 2021	---	---	---	---	1.62	---	---	---	---	---	---	---	---
				December 2021	---	---	---	---	1.63	---	---	---	---	---	---	---	---
<b>EUROBANK HOLDINGS (CR)</b>				(Contract Size: 100 Securities, Physical Delivery)													
0.6878	0.6666	0.685	5.38%	March 2021	0.664	0.687	0.663	0.685	0.685	---	---	---	0.689	---	175	6,465	39,382
				June 2021	0.658	0.691	0.658	0.689	0.689	---	---	---	0.697	---	100	4,938	2,559
				September 2021	---	---	---	---	0.657	---	---	---	---	---	---	---	---
				December 2021	---	---	---	---	0.660	---	---	---	---	---	---	---	---

Derivatives notes

Fixing prices and final open positions can be retrieved from the following path <http://www.helex.gr/el/web/guest/statistics-end-of-day-derivatives>

Underlying Asset				Derivatives Market													
Price max	Price min	Closing price	change	Delivery Month	Open price	Price max	Price min	Last price	Closing price	Last Bid	Last Ask	Fixing price*	Life high	Life low	Trades	Volume	Open Interest
<b>EYDAP S.A. (CR)</b>				(Contract Size: 100 Securities, Physical Delivery)													
6.92	6.74	6.89	0.44%	March 2021	6.83	6.88	6.74	6.76	6.76	---	---	---	7.23	---	22	31	249
				June 2021	6.84	6.84	6.80	6.81	6.81	---	---	---	6.88	---	4	6	160
				September 2021	---	---	---	---	6.93	---	---	---	---	---	---	---	---
				December 2021	---	---	---	---	6.97	---	---	---	---	---	---	---	---
<b>FOURLIS (CR)</b>				(Contract Size: 100 Securities, Physical Delivery)													
4.365	4.3	4.35	1.87%	March 2021	4.27	4.34	4.27	4.34	4.34	---	---	---	4.37	---	14	140	709
				June 2021	4.36	4.39	4.31	4.38	4.38	---	---	---	4.39	---	14	149	191
				September 2021	---	---	---	---	4.32	---	---	---	---	---	---	---	---
				December 2021	---	---	---	---	4.34	---	---	---	---	---	---	---	---
<b>GEK TERNA (CR)</b>				(Contract Size: 100 Securities, Physical Delivery)													
9.92	9.29	9.51	2.37%	March 2021	9.40	9.88	9.31	9.55	9.55	---	---	---	9.88	---	211	1,077	3,955
				June 2021	9.38	9.90	9.38	9.62	9.62	---	---	---	9.90	---	169	691	4,453
				September 2021	---	---	---	---	9.39	---	---	---	---	---	---	---	---
				December 2021	---	---	---	---	9.44	---	---	---	---	---	---	---	---
<b>HELLENIC EXCHANGES-A.S.E. (CR)</b>				(Contract Size: 100 Securities, Physical Delivery)													
3.97	3.86	3.9	1.43%	March 2021	3.88	3.96	3.87	3.92	3.92	---	---	---	4.12	---	56	175	1,804
				June 2021	3.92	3.97	3.89	3.94	3.94	---	---	---	3.97	---	26	140	311
				September 2021	---	---	---	---	3.89	---	---	---	---	---	---	---	---
				December 2021	---	---	---	---	3.91	---	---	---	---	---	---	---	---
<b>HELLENIC PETROLEUM (CR)</b>				(Contract Size: 100 Securities, Physical Delivery)													
5.85	5.76	5.79	-0.34%	March 2021	5.80	5.83	5.78	5.78	5.78	---	---	---	6.05	---	12	53	1,822
				June 2021	5.84	5.85	5.81	5.85	5.85	---	---	---	5.85	---	5	16	256
				September 2021	---	---	---	---	5.87	---	---	---	---	---	---	---	---
				December 2021	---	---	---	---	5.90	---	---	---	---	---	---	---	---
<b>INTRACOM HOLDINGS (CR)</b>				(Contract Size: 100 Securities, Physical Delivery)													
0.894	0.878	0.885	1.26%	March 2021	0.874	0.880	0.874	0.878	0.878	---	---	---	0.919	---	4	173	1,926
				June 2021	0.881	0.900	0.881	0.887	0.887	---	---	---	0.929	---	6	246	52
				September 2021	---	---	---	---	0.883	---	---	---	---	---	---	---	---
				December 2021	---	---	---	---	0.888	---	---	---	---	---	---	---	---
<b>JUMBO SA (CR)</b>				(Contract Size: 100 Securities, Physical Delivery)													
16.07	15.75	16	0.76%	March 2021	15.80	16.05	15.72	16.00	16.00	---	---	---	16.05	---	42	122	531
				June 2021	15.84	16.05	15.83	16.03	16.03	---	---	---	16.05	---	11	18	33
				September 2021	---	---	---	---	16.05	---	---	---	---	---	---	---	---
				December 2021	---	---	---	---	16.13	---	---	---	---	---	---	---	---

Derivatives notes

Fixing prices and final open positions can be retrieved from the following path <http://www.helex.gr/el/web/guest/statistics-end-of-day-derivatives>

Underlying Asset				Derivatives Market													
Price max	Price min	Closing price	change	Delivery Month	Open price	Price max	Price min	Last price	Closing price	Last Bid	Last Ask	Fixing price*	Life high	Life low	Trades	Volume	Open Interest
7.29	7.14	7.18	2.28%	(Contract Size: 100 Securities, Physical Delivery)													
				March 2021	7.08	7.26	7.08	7.20	7.20	---	---	---	7.46	---	64	321	1,541
				June 2021	7.15	7.34	7.15	7.24	7.24	---	---	---	7.34	---	70	597	994
				September 2021	---	---	---	---	7.09	---	---	---	---	---	---	---	---
				December 2021	---	---	---	---	7.13	---	---	---	---	---	---	---	---
0.0323	0.0316	0.0319	0.63%	(Contract Size: 100 Securities, Physical Delivery)													
				March 2021	0.032	0.032	0.032	0.032	0.032	---	---	---	0.043	---	4	853	38,435
				June 2021	0.033	0.033	0.032	0.032	0.032	---	---	---	0.033	---	4	950	15,289
				September 2021	---	---	---	---	0.032	---	---	---	---	---	---	---	---
				December 2021	---	---	---	---	0.032	---	---	---	---	---	---	---	---
12.85	12.58	12.85	1.66%	(Contract Size: 100 Securities, Physical Delivery)													
				March 2021	12.75	12.83	12.60	12.82	12.82	---	---	---	13.45	---	53	210	2,382
				June 2021	12.73	12.83	12.70	12.82	12.82	---	---	---	12.95	---	18	98	683
				September 2021	---	---	---	---	12.77	---	---	---	---	---	---	---	---
				December 2021	---	---	---	---	12.84	---	---	---	---	---	---	---	---
13.3	13.09	13.3	0.76%	(Contract Size: 100 Securities, Physical Delivery)													
				March 2021	13.19	13.30	13.10	13.30	13.30	---	---	---	13.30	---	52	460	5,512
				June 2021	13.22	13.40	13.17	13.40	13.40	---	---	---	13.48	---	36	550	884
				September 2021	---	---	---	---	13.34	---	---	---	---	---	---	---	---
				December 2021	---	---	---	---	13.41	---	---	---	---	---	---	---	---
2.403	2.345	2.403	2.34%	(Contract Size: 100 Securities, Physical Delivery)													
				March 2021	2.37	2.40	2.34	2.40	2.40	---	---	---	2.40	---	153	3,176	26,946
				June 2021	2.36	2.42	2.36	2.41	2.41	---	---	---	2.42	---	101	1,026	6,256
				September 2021	---	---	---	---	2.37	---	---	---	---	---	---	---	---
				December 2021	---	---	---	---	2.38	---	---	---	---	---	---	---	---
11.65	11.42	11.54	0.09%	(Contract Size: 100 Securities, Physical Delivery)													
				March 2021	11.45	11.63	11.42	11.47	11.47	---	---	---	11.74	---	29	206	2,074
				June 2021	11.45	11.69	11.45	11.57	11.57	---	---	---	11.69	---	10	78	603
				September 2021	---	---	---	---	11.65	---	---	---	---	---	---	---	---
				December 2021	---	---	---	---	11.71	---	---	---	---	---	---	---	---
13.26	13.01	13.2	0.76%	(Contract Size: 100 Securities, Physical Delivery)													
				March 2021	13.15	13.28	13.03	13.15	13.15	---	---	---	14.34	---	117	584	7,950
				June 2021	13.20	13.33	13.09	13.32	13.32	---	---	---	13.45	---	45	312	1,159
				September 2021	---	---	---	---	13.24	---	---	---	---	---	---	---	---
				December 2021	---	---	---	---	13.31	---	---	---	---	---	---	---	---

Derivatives notes

Fixing prices and final open positions can be retrieved from the following path <http://www.helex.gr/el/web/guest/statistics-end-of-day-derivatives>

Underlying Asset				Derivatives Market													
Price max	Price min	Closing price	change	Delivery Month	Open price	Price max	Price min	Last price	Closing price	Last Bid	Last Ask	Fixing price*	Life high	Life low	Trades	Volume	Open Interest
<b>P.P.A. S.A. (CR)</b>				(Contract Size: 100 Securities, Physical Delivery)													
21.45	20.2	21.2	6.00%	March 2021	20.18	21.29	20.18	21.29	21.29	---	---	---	21.29	---	13	30	308
				June 2021	21.04	21.04	20.65	20.65	20.65	---	---	---	21.04	---	2	16	194
				September 2021	---	---	---	---	20.21	---	---	---	---	---	---	---	---
				December 2021	---	---	---	---	20.31	---	---	---	---	---	---	---	---
<b>PIRAEUS FINANCIAL HOLD (CR)</b>				(Contract Size: 100 Securities, Physical Delivery)													
0.7596	0.723	0.7478	2.44%	March 2021	0.730	0.753	0.715	0.746	0.746	---	---	---	1.36	---	217	8,433	45,378
				June 2021	0.685	0.723	0.685	0.710	0.710	---	---	---	0.900	---	90	4,978	25,260
				September 2021	---	---	---	---	0.738	---	---	---	---	---	---	---	---
				December 2021	---	---	---	---	0.741	---	---	---	---	---	---	---	---
<b>PPC (CR)</b>				(Contract Size: 100 Securities, Physical Delivery)													
9.17	9.02	9.055	-0.27%	March 2021	9.09	9.15	9.04	9.05	9.05	---	---	---	9.39	---	148	12,736	7,628
				June 2021	9.13	9.16	9.03	9.05	9.05	---	---	---	9.38	---	164	12,753	5,633
				September 2021	---	---	---	---	9.18	---	---	---	---	---	---	---	---
				December 2021	---	---	---	---	9.22	---	---	---	---	---	---	---	---
<b>TERNA ENERGY (CR)</b>				(Contract Size: 100 Securities, Physical Delivery)													
13.16	12.8	12.82	-0.62%	March 2021	12.91	13.14	12.86	12.90	12.90	---	---	---	14.75	---	53	214	1,208
				June 2021	12.93	13.20	12.90	13.01	13.01	---	---	---	13.32	---	34	160	269
				September 2021	---	---	---	---	13.04	---	---	---	---	---	---	---	---
				December 2021	---	---	---	---	13.10	---	---	---	---	---	---	---	---
<b>TITAN CEMENT (CB)</b>				(Contract Size: 100 Securities, Physical Delivery)													
14.62	14.4	14.56	0.00%	March 2021	14.49	14.56	14.49	14.56	14.56	---	---	---	15.01	---	3	16	772
				June 2021	14.60	14.66	14.56	14.56	14.56	---	---	---	14.67	---	5	23	145
				September 2021	---	---	---	---	14.71	---	---	---	---	---	---	---	---
				December 2021	---	---	---	---	14.79	---	---	---	---	---	---	---	---
<b>VIOHALCO SA/NV (CB)</b>				(Contract Size: 100 Securities, Physical Delivery)													
4.35	4.265	4.315	0.35%	March 2021	4.30	4.35	4.30	4.32	4.32	---	---	---	4.40	---	27	198	3,760
				June 2021	4.33	4.39	4.33	4.37	4.37	---	---	---	4.41	---	74	373	727
				September 2021	---	---	---	---	4.35	---	---	---	---	---	---	---	---
				December 2021	---	---	---	---	4.37	---	---	---	---	---	---	---	---

Derivatives notes

Fixing prices and final open positions can be retrieved from the following path <http://www.helex.gr/el/web/guest/statistics-end-of-day-derivatives>

## FTSE/Athex Large Cap

(Trade Unit: 1 Index Point x 2€ - Exercise Style: European, Cash Settlement)

Call Options														Put Options																		
March 2021							April 2021							Other Months		March 2021							April 2021							Other Months		Exercise Price
Open price	Price max	Price min	Last price	Closing price	Volume	Open Interest	Open price	Price max	Price min	Last price	Closing price	Volume	Open Interest	Volume	Open Interest	Open price	Price max	Price min	Last price	Closing price	Volume	Open Interest	Open price	Price max	Price min	Last price	Closing price	Volume	Open Interest	Volume	Open Interest	
1,100	0.00	0.00	0.00	-	922.00	-	-	-	-	-	-	-	-	-	-	0.00	0.00	0.00	-	0.01	-	-	-	-	-	-	-	-	-	-	-	1,100
1,125	0.00	0.00	0.00	-	897.00	-	-	-	-	-	-	-	-	-	-	0.00	0.00	0.00	-	0.01	-	-	-	-	-	-	-	-	-	-	-	1,125
1,150	0.00	0.00	0.00	-	872.00	-	-	-	-	-	-	-	-	-	-	0.00	0.00	0.00	-	0.01	-	-	-	-	-	-	-	-	-	-	-	1,150
1,175	0.00	0.00	0.00	-	847.00	-	-	-	-	-	-	-	-	-	-	0.00	0.00	0.00	-	0.01	-	-	-	-	-	-	-	-	-	-	-	1,175
1,200	0.00	0.00	0.00	-	822.00	-	-	-	-	-	-	-	-	-	-	0.00	0.00	0.00	-	0.01	-	-	-	-	-	-	-	-	-	-	-	1,200
1,225	0.00	0.00	0.00	-	797.00	-	-	-	-	-	-	-	-	-	-	0.00	0.00	0.00	-	0.01	-	-	-	-	-	-	-	-	-	-	-	1,225
1,250	0.00	0.00	0.00	-	772.00	-	-	-	-	-	-	-	-	-	-	0.00	0.00	0.00	-	0.01	-	-	-	-	-	-	-	-	-	-	-	1,250
1,275	0.00	0.00	0.00	-	747.00	-	-	-	-	-	-	-	-	-	-	0.00	0.00	0.00	-	0.01	-	-	-	-	-	-	-	-	-	-	-	1,275
1,300	0.00	0.00	0.00	-	722.00	-	-	-	-	-	-	-	-	-	-	0.00	0.00	0.00	-	0.01	-	-	-	-	-	-	-	-	-	-	-	1,300
1,325	0.00	0.00	0.00	-	697.00	-	-	-	-	-	-	-	-	-	-	0.00	0.00	0.00	-	0.01	-	-	-	-	-	-	-	-	-	-	-	1,325
1,350	0.00	0.00	0.00	-	672.00	-	-	-	-	-	-	-	-	-	-	0.00	0.00	0.00	-	0.01	-	-	-	-	-	-	-	-	-	-	-	1,350
1,375	0.00	0.00	0.00	-	647.00	-	-	-	-	-	-	-	-	-	-	0.00	0.00	0.00	-	0.01	-	-	-	-	-	-	-	-	-	-	-	1,375
1,400	0.00	0.00	0.00	-	622.00	-	-	-	-	-	-	-	-	-	-	0.00	0.00	0.00	-	0.01	-	-	-	-	-	-	-	-	-	-	-	1,400
1,425	0.00	0.00	0.00	-	597.00	-	-	-	-	-	-	-	-	-	-	0.00	0.00	0.00	-	0.01	-	-	-	-	-	-	-	-	-	-	-	1,425
1,450	0.00	0.00	0.00	-	572.00	-	-	-	-	-	-	-	-	-	-	0.00	0.00	0.00	-	0.01	-	-	-	-	-	-	-	-	-	-	-	1,450
1,475	0.00	0.00	0.00	-	547.00	-	-	-	-	-	-	-	-	-	-	0.00	0.00	0.00	-	0.01	-	-	-	-	-	-	-	-	-	-	-	1,475
1,500	0.00	0.00	0.00	-	522.00	-	-	-	-	-	-	-	-	-	-	0.00	0.00	0.00	-	0.02	-	-	-	-	-	-	-	-	-	-	-	1,500
1,525	0.00	0.00	0.00	-	497.00	-	-	-	-	-	-	-	-	-	-	0.00	0.00	0.00	-	0.01	-	-	-	-	-	-	-	-	-	-	-	1,525
1,550	0.00	0.00	0.00	-	472.00	-	-	-	-	-	-	-	-	-	-	0.00	0.00	0.00	-	0.02	-	-	-	-	-	-	-	-	-	-	-	1,550
1,575	0.00	0.00	0.00	-	447.00	-	-	-	-	-	-	-	-	-	-	0.00	0.00	0.00	-	0.05	-	-	-	-	-	-	-	-	-	-	-	1,575
1,600	0.00	0.00	0.00	-	422.00	-	-	-	-	-	-	-	-	-	-	0.00	0.00	0.00	-	0.01	-	-	-	-	-	-	-	-	-	-	-	1,600
1,625	0.00	0.00	0.00	-	397.00	-	-	-	-	-	-	-	-	-	-	0.00	0.00	0.00	-	0.02	-	-	-	-	-	-	-	-	-	-	-	1,625
1,650	0.00	0.00	0.00	-	372.00	-	-	0.00	0.00	0.00	-	371.00	-	-	-	0.00	0.00	0.00	-	0.01	-	1	0.00	0.00	0.00	-	0.12	-	-	-	1,650	
1,675	0.00	0.00	0.00	-	347.00	-	-	0.00	0.00	0.00	-	346.00	-	-	-	0.00	0.00	0.00	-	0.01	-	-	0.00	0.00	0.00	-	0.23	-	-	-	1,675	
1,700	0.00	0.00	0.00	-	322.00	-	-	0.00	0.00	0.00	-	322.00	-	-	-	0.00	0.00	0.00	-	0.01	-	1	0.00	0.00	0.00	-	0.42	-	-	-	1,700	
1,725	0.00	0.00	0.00	-	297.00	-	1	0.00	0.00	0.00	-	297.00	-	-	-	0.00	0.00	0.00	-	0.01	-	120	0.00	0.00	0.00	-	0.76	-	-	-	1,725	
1,750	0.00	0.00	0.00	-	272.00	-	20	0.00	0.00	0.00	-	272.00	-	-	-	0.00	0.00	0.00	-	0.01	-	20	0.00	0.00	0.00	-	1.30	-	-	-	1,750	
1,775	0.00	0.00	0.00	-	247.00	-	-	0.00	0.00	0.00	-	248.00	-	-	-	0.00	0.00	0.00	-	0.01	-	44	6.00	6.00	6.00	6.00	6.00	3	-	-	1,775	
1,800	0.00	0.00	0.00	-	222.00	-	21	0.00	0.00	0.00	-	225.00	-	-	-	0.00	0.00	0.00	-	0.01	-	50	0.00	0.00	0.00	-	3.40	-	3	-	1,800	
1,825	0.00	0.00	0.00	-	197.00	-	60	0.00	0.00	0.00	-	202.00	-	-	-	0.00	0.00	0.00	-	0.04	-	61	0.00	0.00	0.00	-	5.30	-	1	-	1,825	
1,850	189.00	189.00	189.00	189.00	189.00	1	85	0.00	0.00	0.00	-	179.00	-	20	-	0.00	189.00	0.00	-	0.14	-	20	0.00	0.00	0.00	-	7.90	-	2	-	1,850	
1,875	0.00	0.00	0.00	-	147.00	-	80	0.00	0.00	0.00	-	158.00	-	121	-	0.00	0.00	0.00	-	0.43	-	45	0.00	0.00	0.00	-	11.50	-	-	-	1,875	
1,900	0.00	0.00	0.00	-	123.00	-	151	0.00	0.00	0.00	-	138.00	-	3	-	0.00	0.00	0.00	-	1.10	-	20	0.00	0.00	0.00	-	16.00	-	20	-	1,900	
1,925	0.00	0.00	0.00	-	99.50	-	100	0.00	0.00	0.00	-	118.00	-	20	-	0.00	0.00	0.00	-	2.70	-	45	0.00	0.00	0.00	-	22.00	-	40	-	1,925	
1,950	95.00	95.00	93.00	93.00	93.00	2	6	113.00	113.00	113.00	113.00	113.00	20	-	-	0.00	95.00	0.00	-	5.70	-	2	0.00	0.00	0.00	-	29.25	-	1	-	1,950	
1,975	0.00	0.00	0.00	-	58.00	-	18	0.00	0.00	0.00	-	85.00	-	21	-	5.10	0.00	5.10	5.10	5.10	5.10	5	59	0.00	0.00	0.00	-	38.25	-	80	-	1,975

FTSE/Athex Large Cap

(Trade Unit: 1 Index Point x 2€ - Exercise Style: European, Cash Settlement)

Exercise Price	Call Options														Put Options																		
	March 2021							April 2021							Other Months		March 2021							April 2021							Other Months		Exercise Price
	Open price	Price max	Price min	Last price	Closing price	Volume	Open Interest	Open price	Price max	Price min	Last price	Closing price	Volume	Open Interest	Volume	Open Interest	Open price	Price max	Price min	Last price	Closing price	Volume	Open Interest	Open price	Price max	Price min	Last price	Closing price	Volume	Open Interest	Volume	Open Interest	
2,000	54.00	54.00	50.00	50.00	50.00	27	21	0.00	0.00	0.00	-	70.50	-	-			13.00	54.00	13.00	13.00	13.00	50	23	0.00	0.00	0.00	-	48.75	-	20			
2,050	26.25	26.25	26.25	26.25	26.25	20	60	50.00	50.00	50.00	50.00	50.00	21	21			27.00	26.25	26.00	26.00	26.00	35	20	0.00	0.00	0.00	-	75.00	-	-			2,050
2,100	0.00	0.00	0.00	-	5.40	-	-	0.00	0.00	0.00	-	29.25	-	-			0.00	0.00	0.00	-	83.50	-	-	0.00	0.00	0.00	-	107.00	-	-			2,100
2,150	0.00	0.00	0.00	-	1.30	-	-	0.00	0.00	0.00	-	17.25	-	-			0.00	0.00	0.00	-	129.00	-	-	0.00	0.00	0.00	-	145.00	-	-			2,150
2,200	0.00	0.00	0.00	-	0.23	-	-	0.00	0.00	0.00	-	9.70	-	-			0.00	0.00	0.00	-	178.00	-	-	0.00	0.00	0.00	-	188.00	-	-			2,200
2,250	0.00	0.00	0.00	-	0.03	-	-	0.00	0.00	0.00	-	5.10	-	-			0.00	0.00	0.00	-	228.00	-	-	0.00	0.00	0.00	-	233.00	-	-			2,250
Totals:						50	623						41	206	0	0						90	531					3	167	0	0		
Number of Trades:							9							3	0								5					1		0			

ALPHA BANK (CR)

(Contract Size: 100 Securities, Exercise Style: American, Physical Delivery)

Call Options														Put Options																				
March 2021							April 2021							Other Months		March 2021							April 2021							Other Months		Exercise Price		
Open price	Price max	Price min	Last price	Closing price	Volume	Open Interest	Open price	Price max	Price min	Last price	Closing price	Volume	Open Interest	Volume	Open Interest	Open price	Price max	Price min	Last price	Closing price	Volume	Open Interest	Open price	Price max	Price min	Last price	Closing price	Volume	Open Interest	Volume	Open Interest			
0.150	0.000	0.000	0.000	0.757	-	-										0.000	0.000	0.000	0.001	-	-											0.002		
0.200	0.000	0.000	0.000	0.707	-	-										0.000	0.000	0.000	0.001	-	-											0.002		
0.250	0.000	0.000	0.000	0.657	-	-										0.000	0.000	0.000	0.004	-	-											0.003		
0.300	0.000	0.000	0.000	0.607	-	-										0.000	0.000	0.000	0.001	-	-											0.003		
0.350	0.000	0.000	0.000	0.557	-	-										0.000	0.000	0.000	0.001	-	-											0.004		
0.400	0.000	0.000	0.000	0.507	-	-										0.000	0.000	0.000	0.002	-	-											0.004		
0.450	0.000	0.000	0.000	0.457	-	-	0.000	0.000	0.000	0.458	-	-				0.000	0.000	0.000	0.001	-	-	0.000	0.000	0.000	0.001	-	-					0.005		
0.500	0.000	0.000	0.000	0.407	-	-	0.000	0.000	0.000	0.408	-	-				0.000	0.000	0.000	0.003	-	-	0.000	0.000	0.000	0.001	-	-					0.005		
0.550	0.000	0.000	0.000	0.357	-	-	0.000	0.000	0.000	0.359	-	-				0.000	0.000	0.000	0.001	-	-	0.000	0.000	0.000	0.001	-	-					0.006		
0.600	0.000	0.000	0.000	0.307	-	-	0.000	0.000	0.000	0.310	-	-				0.000	0.000	0.000	0.001	-	-	0.000	0.000	0.000	0.001	-	-					0.006		
0.650	0.000	0.000	0.000	0.258	-	-	0.000	0.000	0.000	0.262	-	-				0.000	0.000	0.000	0.003	-	-	0.000	0.000	0.000	0.004	-	-					0.007		
0.700	0.000	0.000	0.000	0.209	-	-	0.000	0.000	0.000	0.217	-	-				0.000	0.000	0.000	0.002	-	-	0.000	0.000	0.000	0.009	-	-					0.007		
0.750	0.000	0.000	0.000	0.163	-	-	0.000	0.000	0.000	0.176	-	-				0.000	0.000	0.000	0.006	-	-	0.000	0.000	0.000	0.017	-	-					0.008		
0.800	0.000	0.000	0.000	0.121	-	114	0.000	0.000	0.000	0.138	-	-				0.000	0.000	0.000	0.014	-	-	0.000	0.000	0.000	0.030	-	-					0.008		
0.850	0.000	0.000	0.000	0.086	-	-	0.000	0.000	0.000	0.107	-	5				0.000	0.000	0.000	0.028	-	-	0.000	0.000	0.000	0.048	-	-					0.009		
0.900	0.000	0.000	0.000	0.057	-	-	0.000	0.000	0.000	0.080	-	-				0.000	0.000	0.000	0.050	-	-	0.000	0.000	0.000	0.072	-	-					0.009		
0.950	0.000	0.000	0.000	0.036	-	-	0.000	0.000	0.000	0.059	-	-				0.000	0.000	0.000	0.078	-	-	0.000	0.000	0.000	0.100	-	-					0.010		
1.000	0.000	0.000	0.000	0.022	-	54	0.000	0.000	0.000	0.043	-	-				0.000	0.000	0.000	0.114	-	-	0.000	0.000	0.000	0.134	-	-					0.010		
1.100	0.000	0.000	0.000	0.007	-	-	0.000	0.000	0.000	0.021	-	-				0.000	0.000	0.000	0.199	-	-	0.000	0.000	0.000	0.212	-	-					0.011		
1.200	0.000	0.000	0.000	0.002	-	-	0.000	0.000	0.000	0.010	-	-				0.000	0.000	0.000	0.294	-	-	0.000	0.000	0.000	0.301	-	-					0.012		
1.300	0.000	0.000	0.000	0.007	-	-	0.000	0.000	0.000	0.004	-	-				0.000	0.000	0.000	0.393	-	-	0.000	0.000	0.000	0.396	-	-					0.013		
1.400	0.000	0.000	0.000	0.003	-	-	0.000	0.000	0.000	0.002	-	-				0.000	0.000	0.000	0.493	-	-	0.000	0.000	0.000	0.494	-	-					0.014		
1.500	0.000	0.000	0.000	0.001	-	-										0.000	0.000	0.000	0.593	-	-											0.015		
Totals:					0	168							0	5	0	0						0	0											
Number of Trades:					0								0		0							0.00												

NATIONAL BANK (CR)

(Contract Size: 100 Securities, Exercise Style: American, Physical Delivery)

Call Options														Put Options																		
March 2021							April 2021							Other Months		March 2021							April 2021							Other Months		Exercise Price
Open price	Price max	Price min	Last price	Closing price	Volume	Open Interest	Open price	Price max	Price min	Last price	Closing price	Volume	Open Interest	Volume	Open Interest	Open price	Price max	Price min	Last price	Closing price	Volume	Open Interest	Open price	Price max	Price min	Last price	Closing price	Volume	Open Interest	Volume	Open Interest	
0.600	0.000	0.000	0.000	1.75	-	-										0.000	0.000	0.000	0.001	-	-											0.006
0.650	0.000	0.000	0.000	1.70	-	-										0.000	0.000	0.000	0.001	-	-											0.007
0.700	0.000	0.000	0.000	1.65	-	-										0.000	0.000	0.000	0.001	-	-											0.007
0.750	0.000	0.000	0.000	1.60	-	-										0.000	0.000	0.000	0.001	-	-											0.008
0.800	0.000	0.000	0.000	1.55	-	-										0.000	0.000	0.000	0.001	-	-											0.008
0.850	0.000	0.000	0.000	1.50	-	-										0.000	0.000	0.000	0.001	-	-											0.009
0.900	0.000	0.000	0.000	1.45	-	-										0.000	0.000	0.000	0.001	-	-											0.009
0.950	0.000	0.000	0.000	1.40	-	-										0.000	0.000	0.000	0.001	-	-											0.010
1.000	0.000	0.000	0.000	1.35	-	-										0.000	0.000	0.000	0.001	-	-											0.010
1.100	0.000	0.000	0.000	1.25	-	-										0.000	0.000	0.000	0.001	-	-											0.011
1.200	0.000	0.000	0.000	1.15	-	-										0.000	0.000	0.000	0.001	-	-											0.012
1.300	0.000	0.000	0.000	1.05	-	-	0.000	0.000	0.000		1.05	-	-			0.000	0.000	0.000	0.001	-	-	0.000	0.000	0.000		0.001	-	-			0.013	
1.400	0.000	0.000	0.000	0.951	-	-	0.000	0.000	0.000		0.954	-	-			0.000	0.000	0.000	0.002	-	-	0.000	0.000	0.000		0.001	-	-			0.014	
1.500	0.000	0.000	0.000	0.851	-	-	0.000	0.000	0.000		0.856	-	-			0.000	0.000	0.000	0.001	-	-	0.000	0.000	0.000		0.002	-	-			0.015	
1.600	0.000	0.000	0.000	0.751	-	-	0.000	0.000	0.000		0.759	-	-			0.000	0.000	0.000	0.001	-	-	0.000	0.000	0.000		0.006	-	-			0.016	
1.700	0.000	0.000	0.000	0.651	-	-	0.000	0.000	0.000		0.665	-	-			0.000	0.000	0.000	0.001	-	-	0.000	0.000	0.000		0.012	-	-			0.017	
1.800	0.000	0.000	0.000	0.551	-	-	0.000	0.000	0.000		0.576	-	-			0.000	0.000	0.000	0.001	-	-	0.000	0.000	0.000		0.022	-	-			0.018	
1.900	0.000	0.000	0.000	0.452	-	-	0.000	0.000	0.000		0.491	-	-			0.000	0.000	0.000	0.001	-	-	0.000	0.000	0.000		0.038	-	-			0.019	
2.000	0.000	0.000	0.000	0.356	-	21	0.000	0.000	0.000		0.414	-	5			0.000	0.000	0.000	0.005	-	500	0.000	0.000	0.000		0.059	-	-			0.020	
2.200	0.000	0.000	0.000	0.186	-	5	0.000	0.000	0.000		0.280	-	-			0.000	0.000	0.000	0.035	-	-	0.000	0.000	0.000		0.126	-	-			0.022	
2.400	0.000	0.000	0.000	0.073	-	-	0.000	0.000	0.000		0.181	-	-			0.000	0.000	0.000	0.122	-	-	0.000	0.000	0.000		0.226	-	-			0.024	
2.600	0.000	0.000	0.000	0.021	-	-	0.000	0.000	0.000		0.111	-	-			0.000	0.000	0.000	0.270	-	-	0.000	0.000	0.000		0.356	-	-			0.026	
2.800	0.000	0.000	0.000	0.004	-	-	0.000	0.000	0.000		0.064	-	-			0.000	0.000	0.000	0.453	-	-	0.000	0.000	0.000		0.509	-	-			0.028	
3.000	0.000	0.000	0.000	0.001	-	-	0.000	0.000	0.000		0.036	-	-			0.000	0.000	0.000	0.650	-	-	0.000	0.000	0.000		0.681	-	-			0.030	
3.200	0.000	0.000	0.000	0.002	-	-	0.000	0.000	0.000		0.019	-	-			0.000	0.000	0.000	0.850	-	-	0.000	0.000	0.000		0.865	-	-			0.032	
3.400	0.000	0.000	0.000	0.001	-	-	0.000	0.000	0.000		0.010	-	-			0.000	0.000	0.000	1.05	-	-	0.000	0.000	0.000		1.06	-	-			0.034	
Totals:					0	26					0	5	0	0					0	500						0	0	0	0			
Number of Trades:					0						0		0						0.00							0			0			



OPAP (CR)

(Contract Size: 100 Securities, Exercise Style: American, Physical Delivery)

Call Options														Put Options																			
March 2021							April 2021							Other Months		March 2021							April 2021							Other Months		Exercise Price	
Open price	Price max	Price min	Last price	Closing price	Volume	Open Interest	Open price	Price max	Price min	Last price	Closing price	Volume	Open Interest	Volume	Open Interest	Open price	Price max	Price min	Last price	Closing price	Volume	Open Interest	Open price	Price max	Price min	Last price	Closing price	Volume	Open Interest	Volume	Open Interest		
4.000	0.000	0.000	0.000	7.53	-	-										0.000	0.000	0.000	0.001	-	-											0.040	
4.400	0.000	0.000	0.000	7.13	-	-										0.000	0.000	0.000	0.002	-	-											0.044	
4.800	0.000	0.000	0.000	6.73	-	-										0.000	0.000	0.000	0.001	-	-											0.048	
5.200	0.000	0.000	0.000	6.33	-	-										0.000	0.000	0.000	0.001	-	-											0.052	
5.600	0.000	0.000	0.000	5.93	-	-										0.000	0.000	0.000	0.001	-	-											0.056	
6.000	0.000	0.000	0.000	5.53	-	-										0.000	0.000	0.000	0.001	-	-											0.060	
6.400	0.000	0.000	0.000	5.13	-	-										0.000	0.000	0.000	0.001	-	-											0.064	
6.800	0.000	0.000	0.000	4.73	-	-										0.000	0.000	0.000	0.001	-	-											0.068	
7.200	0.000	0.000	0.000	4.33	-	-										0.000	0.000	0.000	0.001	-	-											0.072	
7.600	0.000	0.000	0.000	3.93	-	-										0.000	0.000	0.000	0.001	-	-											0.076	
8.000	0.000	0.000	0.000	3.53	-	-	0.000	0.000	0.000		3.55	-	-			0.000	0.000	0.000	0.001	-	-	0.000	0.000	0.000		0.001	-	-			0.080		
8.400	0.000	0.000	0.000	3.13	-	-	0.000	0.000	0.000		3.15	-	-			0.000	0.000	0.000	0.001	-	-	0.000	0.000	0.000		0.001	-	-			0.084		
8.800	0.000	0.000	0.000	2.73	-	-	0.000	0.000	0.000		2.75	-	-			0.000	0.000	0.000	0.001	-	-	0.000	0.000	0.000		0.004	-	-			0.088		
9.200	0.000	0.000	0.000	2.33	-	-	0.000	0.000	0.000		2.36	-	-			0.000	0.000	0.000	0.001	-	-	0.000	0.000	0.000		0.011	-	-			0.092		
9.600	0.000	0.000	0.000	1.93	-	5	0.000	0.000	0.000		1.98	-	-			0.000	0.000	0.000	0.001	-	15	0.000	0.000	0.000		0.029	-	-			0.096		
10.000	0.000	0.000	0.000	1.54	-	-	0.000	0.000	0.000		1.62	-	-			0.000	0.000	0.000	0.002	-	-	0.000	0.000	0.000		0.065	-	-			0.100		
11.000	0.000	0.000	0.000	0.617	-	-	0.000	0.000	0.000		0.847	-	-			0.000	0.000	0.000	0.081	-	-	0.000	0.000	0.000		0.295	-	-			0.110		
12.000	0.000	0.000	0.000	0.107	-	-	0.000	0.000	0.000		0.353	-	3			0.000	0.000	0.000	0.572	-	-	0.000	0.000	0.000		0.801	-	-			0.120		
13.000	0.000	0.000	0.000	0.006	-	-	0.000	0.000	0.000		0.117	-	-			0.000	0.000	0.000	1.47	-	-	0.000	0.000	0.000		1.57	-	-			0.130		
14.000	0.000	0.000	0.000	0.001	-	-	0.000	0.000	0.000		0.030	-	-			0.000	0.000	0.000	2.47	-	-	0.000	0.000	0.000		2.48	-	-			0.140		
15.000	0.000	0.000	0.000	0.001	-	-	0.000	0.000	0.000		0.006	-	-			0.000	0.000	0.000	3.47	-	-	0.000	0.000	0.000		3.47	-	-			0.150		
16.000	0.000	0.000	0.000	0.001	-	-	0.000	0.000	0.000		0.001	-	-			0.000	0.000	0.000	4.47	-	-	0.000	0.000	0.000		4.47	-	-			0.160		
17.000	0.000	0.000	0.000	0.001	-	-	0.000	0.000	0.000		0.001	-	-			0.000	0.000	0.000	5.47	-	-	0.000	0.000	0.000		5.47	-	-			0.170		
Totals:					0	5						0	3	0	0							0	15						0	0	0	0	0
Number of Trades:					0							0		0									0.00						0		0		

OTE (CR)

(Contract Size: 100 Securities, Exercise Style: American, Physical Delivery)

Call Options														Put Options																		
March 2021							April 2021							Other Months		March 2021							April 2021							Other Months		Exercise Price
Open price	Price max	Price min	Last price	Closing price	Volume	Open Interest	Open price	Price max	Price min	Last price	Closing price	Volume	Open Interest	Volume	Open Interest	Open price	Price max	Price min	Last price	Closing price	Volume	Open Interest	Open price	Price max	Price min	Last price	Closing price	Volume	Open Interest	Volume	Open Interest	
8.000	0.000	0.000	0.000		5.10	-	-									0.000	0.000	0.000		0.001	-	-										0.080
8.400	0.000	0.000	0.000		4.70	-	-									0.000	0.000	0.000		0.001	-	-										0.084
8.800	0.000	0.000	0.000		4.30	-	-	0.000	0.000	0.000		4.32	-	-		0.000	0.000	0.000		0.001	-	-	0.000	0.000	0.000		0.001	-	-		0.088	
9.200	0.000	0.000	0.000		3.90	-	-	0.000	0.000	0.000		3.92	-	-		0.000	0.000	0.000		0.001	-	-	0.000	0.000	0.000		0.001	-	-		0.092	
9.600	0.000	0.000	0.000		3.50	-	-	0.000	0.000	0.000		3.52	-	-		0.000	0.000	0.000		0.001	-	-	0.000	0.000	0.000		0.001	-	-		0.096	
10.000	0.000	0.000	0.000		3.10	-	-	0.000	0.000	0.000		3.12	-	-		0.000	0.000	0.000		0.001	-	-	0.000	0.000	0.000		0.002	-	-		0.100	
11.000	0.000	0.000	0.000		2.11	-	-	0.000	0.000	0.000		2.15	-	-		0.000	0.000	0.000		0.002	-	-	0.000	0.000	0.000		0.028	-	-		0.110	
12.000	0.000	0.000	0.000		1.12	-	5	0.000	0.000	0.000		1.28	-	-		0.000	0.000	0.000		0.014	-	-	0.000	0.000	0.000		0.155	-	-		0.120	
13.000	0.316	0.354	0.316	0.343	0.343	3	547	0.000	0.000	0.000		0.630	-	5		0.000	0.000	0.000		0.231	-	-	0.000	0.000	0.000		0.505	-	-		0.130	
14.000	0.000	0.000	0.000		0.038	-	-	0.000	0.000	0.000		0.249	-	136		0.000	0.000	0.000		0.933	-	-	0.000	0.000	0.000		1.13	-	-		0.140	
15.000	0.000	0.000	0.000		0.001	-	-	0.000	0.000	0.000		0.080	-	-		0.000	0.000	0.000		1.90	-	-	0.000	0.000	0.000		1.96	-	-		0.150	
16.000	0.000	0.000	0.000		0.001	-	-	0.000	0.000	0.000		0.021	-	-		0.000	0.000	0.000		2.90	-	-	0.000	0.000	0.000		2.91	-	-		0.160	
17.000	0.000	0.000	0.000		0.001	-	-	0.000	0.000	0.000		0.004	-	-		0.000	0.000	0.000		3.90	-	-	0.000	0.000	0.000		3.90	-	-		0.170	
18.000	0.000	0.000	0.000		0.001	-	-	0.000	0.000	0.000		0.001	-	-		0.000	0.000	0.000		4.90	-	-	0.000	0.000	0.000		4.90	-	-		0.180	
19.000	0.000	0.000	0.000		0.001	-	-									0.000	0.000	0.000		5.90	-	-									0.190	
Totals:						3	552					0	141	0	0						3	0									0	0
Number of Trades:						3						0		0							0.00									0		

PIRAEUS FINANCIAL HOLD (CR)

(Contract Size: 100 Securities, Exercise Style: American, Physical Delivery)

Call Options														Put Options																						
Exercise Price	March 2021						April 2021						Other Months		March 2021						April 2021						Other Months		Exercise Price							
	Open price	Price max	Price min	Last price	Closing price	Volume	Open Interest	Open price	Price max	Price min	Last price	Closing price	Volume	Open Interest	Volume	Open Interest	Open price	Price max	Price min	Last price	Closing price	Volume	Open Interest	Open price	Price max	Price min	Last price	Closing price		Volume	Open Interest	Volume	Open Interest			
0.350	0.000	0.000	0.000	0.380	-	-											0.000	0.000	0.000	0.001	-	-										0.004				
0.400	0.000	0.000	0.000	0.330	-	-											0.000	0.000	0.000	0.001	-	-										0.004				
0.450	0.000	0.000	0.000	0.280	-	-	0.000	0.000	0.000	0.282	-	-					0.000	0.000	0.000	0.003	-	-	0.000	0.000	0.000	0.001	-	-				0.005				
0.500	0.000	0.000	0.000	0.231	-	-	0.000	0.000	0.000	0.235	-	-					0.000	0.000	0.000	0.001	-	-	0.000	0.000	0.000	0.004	-	-				0.005				
0.550	0.000	0.000	0.000	0.182	-	-	0.000	0.000	0.000	0.190	-	-					0.000	0.000	0.000	0.002	-	-	0.000	0.000	0.000	0.009	-	-				0.006				
0.600	0.000	0.000	0.000	0.136	-	-	0.000	0.000	0.000	0.150	-	-					0.000	0.000	0.000	0.006	-	-	0.000	0.000	0.000	0.019	-	-				0.006				
0.650	0.000	0.000	0.000	0.096	-	-	0.000	0.000	0.000	0.116	-	-					0.000	0.000	0.000	0.016	-	-	0.000	0.000	0.000	0.035	-	-				0.007				
0.700	0.000	0.000	0.000	0.063	-	-	0.000	0.000	0.000	0.087	-	-					0.000	0.000	0.000	0.033	-	150	0.000	0.000	0.000	0.056	-	-				0.007				
0.750	0.000	0.000	0.000	0.039	-	60	0.000	0.000	0.000	0.064	-	-					0.000	0.000	0.000	0.059	-	-	0.000	0.000	0.000	0.082	-	-				0.008				
0.800	0.000	0.000	0.000	0.022	-	5	0.000	0.000	0.000	0.046	-	-					0.000	0.000	0.000	0.092	-	-	0.000	0.000	0.000	0.114	-	-				0.008				
0.850	0.000	0.000	0.000	0.012	-	-	0.000	0.000	0.000	0.032	-	-					0.000	0.000	0.000	0.132	-	-	0.000	0.000	0.000	0.150	-	-				0.009				
0.900	0.000	0.000	0.000	0.006	-	20	0.000	0.000	0.000	0.022	-	-					0.000	0.000	0.000	0.176	-	-	0.000	0.000	0.000	0.190	-	-				0.009				
0.950	0.000	0.000	0.000	0.003	-	-	0.000	0.000	0.000	0.015	-	-					0.000	0.000	0.000	0.223	-	-	0.000	0.000	0.000	0.233	-	-				0.010				
1.000	0.000	0.000	0.000	0.001	-	-	0.000	0.000	0.000	0.010	-	-					0.000	0.000	0.000	0.271	-	7	0.000	0.000	0.000	0.279	-	-				0.010				
1.100	0.000	0.000	0.000	0.001	-	-	0.000	0.000	0.000	0.004	-	-					0.000	0.000	0.000	0.370	-	-	0.000	0.000	0.000	0.373	-	-				0.011				
1.200	0.000	0.000	0.000	0.001	-	-	0.000	0.000	0.000	0.002	-	-					0.000	0.000	0.000	0.470	-	-	0.000	0.000	0.000	0.471	-	-				0.012				
1.300	0.000	0.000	0.000	0.005	-	-	0.000	0.000	0.000	0.001	-	-					0.000	0.000	0.000	0.570	-	-	0.000	0.000	0.000	0.570	-	-				0.013				
1.400	0.000	0.000	0.000	0.003	-	-	0.000	0.000	0.000	0.001	-	-					0.000	0.000	0.000	0.670	-	-	0.000	0.000	0.000	0.670	-	-				0.014				
1.500	0.000	0.000	0.000	0.001	-	-	0.000	0.000	0.000	0.001	-	-					0.000	0.000	0.000	0.770	-	-	0.000	0.000	0.000	0.770	-	-				0.015				
1.600	0.000	0.000	0.000	0.001	-	-	0.000	0.000	0.000	0.001	-	-					0.000	0.000	0.000	0.870	-	-	0.000	0.000	0.000	0.870	-	-				0.016				
1.700	0.000	0.000	0.000	0.001	-	-					-	-					0.000	0.000	0.000	0.970	-	-					-	-				0.017				
1.800	0.000	0.000	0.000	0.001	-	-					-	-					0.000	0.000	0.000	1.07	-	-					-	-				0.018				
1.900	0.000	0.000	0.000	0.001	-	-					-	-					0.000	0.000	0.000	1.17	-	-					-	-				0.019				
2.000	0.000	0.000	0.000	0.001	-	-					-	-					0.000	0.000	0.000	1.27	-	-					-	-				0.020				
2.200	0.000	0.000	0.000	0.002	-	-					-	-					0.000	0.000	0.000	1.47	-	-					-	-				0.022				
2.400	0.000	0.000	0.000	0.001	-	-					-	-					0.000	0.000	0.000	1.67	-	-					-	-				0.024				
Totals:						0							85																			0				0
Number of Trades:						0							0																			0				0

PPC (CR)

(Contract Size: 100 Securities, Exercise Style: American, Physical Delivery)

Call Options														Put Options																		
March 2021							April 2021							Other Months		March 2021							April 2021							Other Months		Exercise Price
Open price	Price max	Price min	Last price	Closing price	Volume	Open Interest	Open price	Price max	Price min	Last price	Closing price	Volume	Open Interest	Volume	Open Interest	Open price	Price max	Price min	Last price	Closing price	Volume	Open Interest	Open price	Price max	Price min	Last price	Closing price	Volume	Open Interest	Volume	Open Interest	
1.400	0.000	0.000	0.000	7.68	-	-										0.000	0.000	0.000	0.001	-	-											0.014
1.500	0.000	0.000	0.000	7.58	-	-										0.000	0.000	0.000	0.002	-	-											0.015
1.600	0.000	0.000	0.000	7.48	-	-										0.000	0.000	0.000	0.001	-	-											0.016
1.700	0.000	0.000	0.000	7.38	-	-										0.000	0.000	0.000	0.001	-	-											0.017
1.800	0.000	0.000	0.000	7.28	-	-										0.000	0.000	0.000	0.001	-	-											0.018
1.900	0.000	0.000	0.000	7.18	-	-										0.000	0.000	0.000	0.001	-	-											0.019
2.000	0.000	0.000	0.000	7.08	-	-										0.000	0.000	0.000	0.001	-	-											0.020
2.200	0.000	0.000	0.000	6.88	-	-										0.000	0.000	0.000	0.001	-	-											0.022
2.400	0.000	0.000	0.000	6.68	-	-										0.000	0.000	0.000	0.001	-	-											0.024
2.600	0.000	0.000	0.000	6.48	-	-										0.000	0.000	0.000	0.001	-	-											0.026
2.800	0.000	0.000	0.000	6.28	-	-										0.000	0.000	0.000	0.001	-	-											0.028
3.000	0.000	0.000	0.000	6.08	-	-										0.000	0.000	0.000	0.002	-	-											0.030
3.200	0.000	0.000	0.000	5.88	-	-										0.000	0.000	0.000	0.001	-	-											0.032
3.400	0.000	0.000	0.000	5.68	-	-										0.000	0.000	0.000	0.001	-	-											0.034
3.600	0.000	0.000	0.000	5.48	-	-										0.000	0.000	0.000	0.001	-	-											0.036
3.800	0.000	0.000	0.000	5.28	-	-										0.000	0.000	0.000	0.001	-	-											0.038
4.000	0.000	0.000	0.000	5.08	-	-										0.000	0.000	0.000	0.001	-	-											0.040
4.400	0.000	0.000	0.000	4.68	-	-										0.000	0.000	0.000	0.001	-	-											0.044
4.800	0.000	0.000	0.000	4.28	-	-	0.000	0.000	0.000		4.29	-	-			0.000	0.000	0.000	0.001	-	-	0.000	0.000	0.000	0.001	-	-					0.048
5.200	0.000	0.000	0.000	3.88	-	-	0.000	0.000	0.000		3.89	-	-			0.000	0.000	0.000	0.001	-	-	0.000	0.000	0.000	0.001	-	-					0.052
5.600	0.000	0.000	0.000	3.48	-	-	0.000	0.000	0.000		3.49	-	-			0.000	0.000	0.000	0.001	-	-	0.000	0.000	0.000	0.001	-	-					0.056
6.000	0.000	0.000	0.000	3.08	-	-	0.000	0.000	0.000		3.09	-	-			0.000	0.000	0.000	0.001	-	-	0.000	0.000	0.000	0.001	-	-					0.060
6.400	0.000	0.000	0.000	2.68	-	2	0.000	0.000	0.000		2.69	-	-			0.000	0.000	0.000	0.001	-	3	0.000	0.000	0.000	0.001	-	-					0.064
6.800	0.000	0.000	0.000	2.28	-	-	0.000	0.000	0.000		2.30	-	-			0.000	0.000	0.000	0.001	-	5	0.000	0.000	0.000	0.005	-	-					0.068
7.200	0.000	0.000	0.000	1.88	-	6	0.000	0.000	0.000		1.91	-	-			0.000	0.000	0.000	0.001	-	-	0.000	0.000	0.000	0.016	-	-					0.072
7.600	0.000	0.000	0.000	1.48	-	70	0.000	0.000	0.000		1.54	-	-			0.000	0.000	0.000	0.001	-	11	0.000	0.000	0.000	0.043	-	-					0.076
8.000	0.000	0.000	0.000	1.09	-	27	0.000	0.000	0.000		1.19	-	-			0.000	0.000	0.000	0.004	-	-	0.000	0.000	0.000	0.098	-	-					0.080
8.400	0.000	0.000	0.000	0.712	-	54	0.000	0.000	0.000		0.887	-	3			0.000	0.000	0.000	0.028	-	-	0.000	0.000	0.000	0.191	-	-					0.084
8.800	0.000	0.000	0.000	0.395	-	158	0.000	0.000	0.000		0.633	-	-			0.000	0.000	0.000	0.111	-	-	0.000	0.000	0.000	0.335	-	-					0.088
9.200	0.000	0.000	0.000	0.177	-	24	0.000	0.000	0.000		0.432	-	9			0.000	0.000	0.000	0.293	-	-	0.000	0.000	0.000	0.535	-	-					0.092
9.600	0.000	0.000	0.000	0.061	-	40	0.000	0.000	0.000		0.281	-	8			0.000	0.000	0.000	0.577	-	-	0.000	0.000	0.000	0.784	-	-					0.096
10.000	0.000	0.000	0.000	0.017	-	-	0.000	0.000	0.000		0.175	-	5			0.000	0.000	0.000	0.933	-	-	0.000	0.000	0.000	1.08	-	-					0.100
11.000	0.000	0.000	0.000	0.002	-	-	0.000	0.000	0.000		0.043	-	-			0.000	0.000	0.000	1.92	-	-	0.000	0.000	0.000	1.95	-	-					0.110
12.000	0.000	0.000	0.000	0.002	-	-	0.000	0.000	0.000		0.009	-	-			0.000	0.000	0.000	2.92	-	-	0.000	0.000	0.000	2.92	-	-					0.120
13.000	0.000	0.000	0.000	0.001	-	-	0.000	0.000	0.000		0.001	-	-			0.000	0.000	0.000	3.92	-	-	0.000	0.000	0.000	3.92	-	-					0.130

PPC (CR)

(Contract Size: 100 Securities, Exercise Style: American, Physical Delivery)

	Call Options														Put Options																		
	March 2021							April 2021							Other Months		March 2021							April 2021							Other Months		
Exercise Price	Open price	Price max	Price min	Last price	Closing price	Volume	Open Interest	Open price	Price max	Price min	Last price	Closing price	Volume	Open Interest	Volume	Open Interest	Open price	Price max	Price min	Last price	Closing price	Volume	Open Interest	Open price	Price max	Price min	Last price	Closing price	Volume	Open Interest	Volume	Open Interest	Exercise Price
Totals:						0	381						0	25	0	0						0	19						0	22	0	0	
Number of Trades:							0						0			0						0.00						0			0		

Lending Products	Underlying Title	Open Interest[5]	Multilateral Transactions[1]				Bilateral Transactions[2]		Stock Borrowing through OTC (volume)[3]	
			Volume(Offered)	Average Weighted	Transactions volume	Average Weighted	Transactions Volume	Average Weighted	Transactions Volume	
ADMIEBOR	ADMIE (IPTO) HOLDING S.A. (CR)	1,476	---	---	---	---	---	---	135,644	
AEGNBOR	AEGEAN AIRLINES (CR)	4,402	---	---	---	---	---	---	40,327	
ALPHABOR	ALPHA BANK (CR)	23,000	---	---	---	---	---	---	39,062,795	
ALMYBOR	ALUMIL (CR)	---	---	---	---	---	---	---	---	
TATTBOR	ATTICA BANK S.A. (CR)	14,300	---	---	---	---	---	---	370	
EEEBOR	CC HBC AG (CR)	3,173	---	---	---	---	400	6.50%	70,546	
CENERBOR	CENERGY HOLDINGS (CB)	1,500	---	---	---	---	---	---	---	
ELLAKTORBOR	ELLAKTOR (CR)	13,200	---	---	100	2.65%	---	---	190,898	
EUROBBOR	EUROBANK HOLDINGS (CR)	28,327	---	---	1,278	2.65%	---	---	39,616,142	
EYDAPBOR	EYDAP S.A. (CR)	300	---	---	---	---	---	---	255,864	
FFGRPBOR	FOLLI FOLLIE (CR)	---	---	---	---	---	---	---	897,835	
FOYRKBOR	FOURLIS (CR)	1,400	---	---	---	---	---	---	32,408	
GEKTERNABOR	GEK TERNA (CR)	6,500	---	---	---	---	---	---	23,993	
SARBOR	GR. SARANTIS S.A. (CR)	---	---	---	---	---	---	---	16,900	
EXAEBOR	HELLENIC EXCHANGES-A.S.E. (CR)	14,900	---	---	---	---	---	---	302,782	
ELPEBOR	HELLENIC PETROLEUM (CR)	5,400	---	---	---	---	---	---	346,116	
INTRKBOR	INTRACOM HOLDINGS (CR)	---	---	---	---	---	---	---	---	
BELABOR	JUMBO SA (CR)	1,505	---	---	---	---	---	---	208,701	
LAMDABOR	LAMDA DEVELOPMENT SA (CR)	---	---	---	---	---	---	---	24,542	
MIGBOR	MARFIN INVESTMENT GROUP (CR)	56,144	---	---	---	---	---	---	794,474	
MOHBOR	MOTOR OIL (CR)	1,500	---	---	---	---	---	---	401,165	
MYTILBOR	MYTILINEOS (CR)	---	---	---	---	---	---	---	72,594	
ETEBOR	NATIONAL BANK (CR)	---	---	---	---	---	---	---	11,036,469	
OPAPBOR	OPAP (CR)	37,596	---	---	---	---	---	---	1,389,430	
HTOBOR	OTE (CR)	3,000	---	---	20,000	3.79%	---	---	628,377	
PPABOR	P.P.A. S.A. (CR)	4,005	---	---	---	---	---	---	10,401	
TPEIRBOR	PIRAEUS FINANCIAL HOLD (CR)	52,529	---	---	---	---	---	---	24,089,243	
PLAISBOR	PLAISIO COMPUTERS SA (CR)	---	---	---	---	---	---	---	4,000	
PPCBOR	PPC (CR)	26,228	---	---	13,375	8.94%	---	---	1,811,281	
QUALBOR	QUALITY & RELIABILITY SA (CR)	---	---	---	---	---	---	---	---	
TENERGYBOR	TERNA ENERGY (CR)	14,348	---	---	---	---	---	---	131,280	

## Stock Lending Notes

[1] - Multilateral contracts Lending or Borrowing as per Methods 8-1, 8-2 and 8-3-3 (According to ATHEX BoD Resolution No.17)

[2] - Bilateral Contracts Lending or Borrowing as per Methods 8-3-1 and 8-3-2 (According to ATHEX BoD Resolution No.20 )

[3] - The information concerning OTC Stock Borrowing Transactions is based on the statements of the Dematerialised Securities System (DSS) operators involved and refers to volumes that have been registered up until the previous working day.

[4] - Average Price (Volume weighted)

[5] - The Data concerning Open Interest before the start of trading session

Lending Products	Underlying Title	Open Interest[5]	Multilateral Transactions[1]				Bilateral Transactions[2]		Stock Borrowing through OTC (volume)[3]	
			Volume(Offered)	Average Weighted	Transactions volume	Average Weighted	Transactions Volume	Average Weighted	Transactions Volume	
TITCBOR	TITAN CEMENT (CB)	150	---	---	---	---	---	---	240,307	
VIOBOR	VIOHALCO SA/IV (CB)	9,141	---	---	---	---	---	---	---	

## Stock Lending Notes

[1] - Multilateral contracts Lending or Borrowing as per Methods 8-1, 8-2 and 8-3-3 (According to ATHEX BoD Resolution No.17)

[2] - Bilateral Contracts Lending or Borrowing as per Methods 8-3-1 and 8-3-2 (According to ATHEX BoD Resolution No.20 )

[3] - The information concerning OTC Stock Borrowing Transactions is based on the statements of the Dematerialised Securities System (DSS) operators involved and refers to volumes that have been registered up until the previous working day.

[4] - Average Price (Volume weighted)

[5] - The Data concerning Open Interest before the start of trading session

## Sectors codification for listed companies

12003-	ETF	10101010	Computer Services
10101015	Software	10102030	Computer Hardware
15101010	Telecommunications Equipment	15102015	Telecommunications Services
20101010	Health Care Facilities	20101025	Health Care Services
20102010	Medical Equipment	20103015	Pharmaceuticals
30101010	Banks	30202000	Diversified Financial Services
30202010	Asset Managers & Custodians	30202015	Investment Services
30302010	Full Line Insurance	30302015	Insurance Brokers
30302025	Property and Casualty Insurance	35101010	Real Estate Holding and Development
35101015	Real Estate Services	35102000	Diversified REITs
35102030	Office REITs	40201040	Rental & Leasing Services: Consumer
40202010	Home Construction	40202015	Household Furnishings
40202020	Household Appliance	40203040	Electronic Entertainment
40203045	Toys	40204020	Clothing & Accessories
40301010	Entertainment	40301030	Publishing
40301035	Radio & TV Broadcasters	40401010	Diversified Retailers
40401020	Apparel Retailers	40401025	Home Improvement Retailers
40401030	Specialty Retailers	40501010	Airlines
40501015	Travel & Tourism	40501020	Casinos & Gambling
40501025	Hotels & Motels	45101015	Distillers & Vintners
45101020	Soft Drinks	45102010	Farming Fishing Ranching & Plantations
45102020	Food Products	45103010	Tobacco
45201010	Food Retailers & Wholesalers	45201020	Personal Products
50101010	Construction	50101030	Cement
50101035	Building Materials: Other	50202010	Electrical Components
50203000	Diversified Industrials	50203015	Plastics
50203030	Containers & Packaging	50204000	Machinery: Industrial
50204020	Machinery: Construction & Handling	50205010	Industrial Suppliers
50205020	Back Office Support HR & Consulting	50205030	Forms & Bulk Printing Services
50206015	Commercial Vehicles & Parts	50206030	Marine Transportation
50206060	Transportation Services	55101000	Diversified Materials
55101020	Textile Products	55102000	General Mining
55102010	Iron & Steel	55102015	Metal Fabricating
55102035	Aluminum	60101000	Integrated Oil & Gas
60101020	Oil Refining and Marketing	65101010	Alternative Electricity
65101015	Conventional Electricity	65102030	Water





**ATHEX**  
Athens Stock Exchange

Λεωφ. Αθηνών 110 104 42 Αθήνα  
110, Athinon Ave. GR 104 42 Athens  
tel. (+30)210-33.66.800, fax (+30)210-33.66.101  
[www.athexgroup.gr](http://www.athexgroup.gr)