

21

Ημερήσιο Δελτίο  
Συναλλακτικής Δραστηριότητας

Daily Official List  
of Trading Activity

Tuesday, 2 March, 2021

Year: 142 Trading Day No: 41



**ATHEXGROUP**  
Athens Exchange Group

**Disclaimer:**

Hellenic Exchanges-Athens Stock Exchange S.A endeavours to ensure that the data and other material ("Information") presented on the Daily Official List are accurate and complete, but it is not liable for any errors or omissions of data or /and for the accuracy, credibility, updating and completeness of the aforesaid information nor it has any liability arising directly or indirectly from the use of the above Information.

The Company is not liable for the accuracy of the data included in listed companies' announcements. Only the sender of such an announcement is fully and solely liable for any infringement of third party's rights from the content of such announcement. All contents of the Daily Official List are provided only for information purposes and do not constitute investment advice or solicitation to invest in securities or other products listed for trading on the Exchange.

You acknowledge and agree that the Company is the owner of any property rights related to any Information appearing on the Daily Official List including intellectual property rights copyright, trademarks, etc.

The above data are a property of the Hellenic Exchanges-Athens Exchange and are copyright protected. Users are forbidden to reproduce, modify, copy, sale, transmit or redistribute, by all reproduction means and methods, part or the whole of the above data, without reference to their source.

The commercial exploitation of these data is, also, forbidden by third parties. Hellenic Exchanges-Athens Exchange does not carry any responsibility, direct or indirect, derived from usage or accidental alteration of the above data when used by third parties.

---

**Hellenic Exchanges – Athens Stock Exchange S.A.**

110 Athinon Ave., 10442 Athens, Tel: (210) 33.66.800, Fax: (210) 32.13.938

[www.athexgroup.gr](http://www.athexgroup.gr)

---

**Thessalonica Stock Exchange Center (T.S.E.C)**

16-18 Katouni Str., Thessalonica 546 25 Tel: (2310) 567.667, Fax: (2310) 530.545

**Athex Members Guarantee Fund**

14-16 Fidiou Str., Athens 106 78, Tel: (210) 33.04.682, Fax: (210) 33.04.155

**Hellenic Republic Capital Market Commission**

1 Kolokotroni Str. & 1 Stadiou Str., Athens 10562 Tel: (210) 33.77.100 Fax: (210) 33.77.173

---

**Table of Contents**

---

**Section 1: Statistical Figures of Securities, Derivatives and Lending**

Summary of Markets

Athex Indices

Analytic Figures for Athex Market's Boards and Categories

Trading Details by Athex Sectors and Financial Instruments (ETFs)

Top 10 best &amp; worst performing Shares

Derivatives Summary

**Section 2: Analytic Figures of Shares Transactions**

Analytic Figures of Shares Transactions

Shares' Notes

**Section 3: Figures of Securities Transactions**

Securities Blocks Details

Shares Rights Details

Stock Borrowing

Securities Forced Sales

Forced Sales Registered Shares

Exchange Traded Funds (ETFs) Characteristics

**Section 5: Bonds traded in Fixed Income Assets Market**

Convertible Corporate Bonds - Regulated Market

Non Convertible Corporate Bonds - Regulated Market

Government Bonds

Treasury Bills &amp; Zero Coupon Government Bonds

Government Bonds Traded with the Open Outcry Method

State Banks Bonds

**Section 6: Additional Infos**

Athex &amp; ATHEXClear Members List

List of Stocks under Market Making operations

**Section 7: Derivatives Market Analytic Figures**

Index Futures

Stock Futures

Index Options

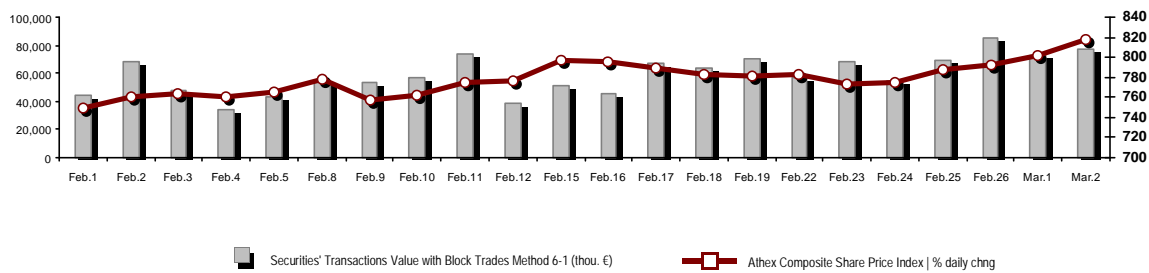
Stock Options

Stock Lending Analytic Figures

**Appendix A: Sectors codification for listed companies**

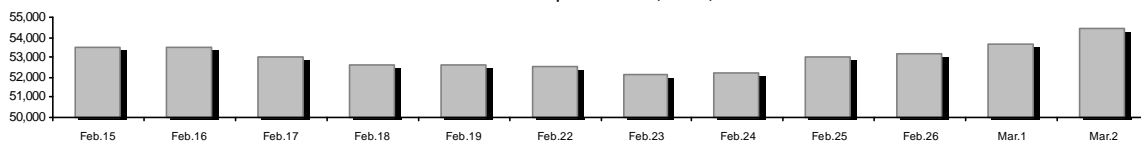
## Summary of Markets

Athex Composite Share Price Index vs Shares and Derivatives Transactions Value

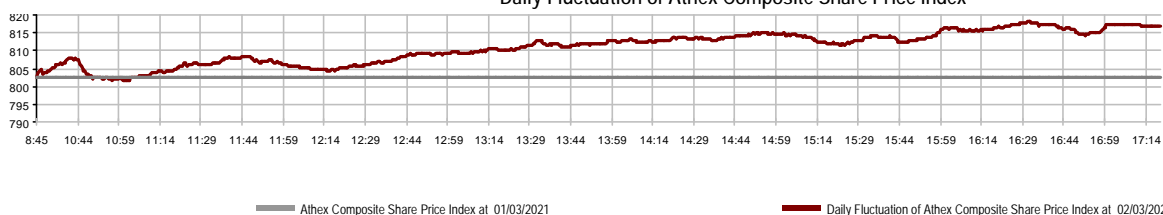


Athex Capitalisation (mill. €)**:	54,466.77		Derivatives Total Open Interest	361,961
Daily change: mill. €   %	777.18	1.45%	in Index Futures   % daily chng	5,303 -2.70%
Yearly Avg Capitalisation: mill. €   % chng prev year Avg	52,520.80	10.82%	in Stock Futures   % daily chng	353,641 2.56%
Athex Composite Share Price Index   % daily chng	817.03	1.80%	in Index Options   % daily chng	1,147 0.79%
Athex Composite Share Price Index Capitalisation (mill. €)	48,486.69		in Stock Options   % daily chng	1,870 1.41%
Daily change (mill. €)	738.03			
Securities' Transactions Value with Block Trades Method 6-1 (t)	77,727.04		Derivatives Contracts Volume:	50,681
Daily change: %	5,020.00	6.90%	Daily change: pieces   %	5,301 11.68%
YTD Avg Trans. Value: thou. €   % chng prev year Avg	61,437.06	-4.07%	YTD Avg Derivatives Contracts % chng prev year Avg	40,342 0.70%
Blocks Transactions Value of Method 6-1 (thou. €)	1,621.08		Derivatives Trades Number:	3,123
Blocks Transactions Value of Method 6-2 & 6-3 (thou. €)	0.00		Daily change: number   %	-276 -8.12%
Bonds Transactions Value (thou.€)	476.59		YTD Avg Trades number % chng prev year Avg	2,645 -0.34%
Securities' Transactions Volume with Block Trades Method 6-1 (tho)	44,837.37		Lending Total Open Interest	396,131
Daily change: thou. pieces   %	9,544.03	27.04%	Daily change: pieces   %	5,100 1.30%
YTD Avg Volume: % chng prev year Avg	30,096.31	-26.75%	Lending Volume (Multilateral/Bilateral)	15,691
Blocks Transactions Volume of Method 6-1 (thou. Pieces)	126.35		Daily change: pieces   %	10,591
Blocks Transactions Volume of Method 6-2 & 6-3 (thou. Pieces)	0.00		Multilateral Lending	3,691
Bonds Transactions Volume	475,000		Bilateral Lending	12,000
Securities' Trades Number with Block Trades Method 6-1	43,569		Lending Trades Number:	7
Daily change: number   %	6,328	16.99%	Daily change: %	-4
YTD Avg Trades number % chng prev year Avg	31,347	-3.95%	Multilateral Lending Trades Number	5
Number of Blocks Method 6-1	1		Bilateral Lending Trades Number	2
Number of Blocks Method 6-2 & 6-3	0			
Number of Bonds Transactions	47			

Athex Capitalisation (mill. €)\*\*



Daily Fluctuation of Athex Composite Share Price Index



## Athex Indices

Index name	02/03/2021	01/03/2021	pts.	%	Min	Max	Year min	Year max	Year change
Athex Composite Share Price Index	817.03 #	802.60	14.43	1.80%	801.77	818.07	726.02	827.19	0.99% #
FTSE/Athex Large Cap	1,964.88 #	1,918.10	46.78	2.44%	1,916.47	1,967.02	1,718.82	1,974.47	1.56% #
FTSE/Athex Mid Cap Index	1,136.72 #	1,127.96	8.76	0.78%	1,126.31	1,137.69	1,026.21	1,137.87	2.65% #
FTSE/ATHEX-CSE Banking Index	389.60 #	368.40	21.20	5.75%	366.90	389.62	306.88	407.53	-0.81% €
FTSE/ATHEX High Dividend Yield Index	2,717.67 #	2,669.34	48.33	1.81%	2,669.34	2,724.32	2,542.41	2,826.83	0.50% #
FTSE/ATHEX Global Traders Index Plus	2,131.80 #	2,092.08	39.72	1.90%	2,091.62	2,139.70	1,943.84	2,154.82	1.45% #
FTSE/ATHEX Mid & Small Cap Factor-Weighted Ind	3,158.25 #	3,146.26	11.99	0.38%	3,132.38	3,203.44	2,996.13	3,215.25	1.09% #
ATHEX Select Index Plus	3,127.06 #	3,090.85	36.21	1.17%	3,069.57	3,133.50	2,805.20	3,133.50	1.51% #
ATHEX Select Index	2,937.30 #	2,928.45	8.85	0.30%	2,925.27	2,951.68	2,785.00	3,121.02	-2.99% €
FTSE/Athex Market Index	478.41 #	469.65	8.76	1.87%	469.30	479.34	424.25	482.78	1.02% #
FTSE Med Index	4,574.04 #	4,502.81	71.23	1.58%			4,489.55	4,812.94	0.85% #
Athex Composite Index Total Return Index	1,374.02 #	1,349.74	24.28	1.80%	1,348.36	1,375.76	1,220.96	1,391.10	0.99% #
FTSE/Athex Large Cap Total Return	3,015.92 #	2,944.10	71.82	2.44%			2,707.58	3,016.09	1.56% #
FTSE/Athex Mid Cap Total Return	1,426.91 #	1,415.91	11.00	0.78%			1,313.08	1,426.91	2.65% #
FTSE/ATHEX-CSE Banking Total Return Index	341.26 #	322.69	18.57	5.75%			283.07	348.74	-0.82% €
Hellenic Mid & Small Cap Index	1,234.28 #	1,219.09	15.19	1.25%	1,215.32	1,234.63	1,110.37	1,234.63	2.64% #
FTSE/Athex Banks	514.76 #	486.74	28.02	5.76%	484.77	514.78	405.46	538.45	-0.82% €
FTSE/Athex Insurance	1,989.14 #	1,985.16	3.98	0.20%	1,973.20	1,989.14	1,909.42	2,032.99	4.18% #
FTSE/Athex Financial Services	755.35 #	750.73	4.62	0.62%	741.84	764.45	679.98	832.38	-1.13% €
FTSE/Athex Industrial Goods & Services	3,156.51 #	3,126.41	30.10	0.96%	3,097.62	3,160.89	2,762.19	3,213.56	7.62% #
FTSE/Athex Retail	50.99 #	50.70	0.29	0.57%	50.58	51.50	46.54	51.50	2.86% #
FTSE/ATHEX Real Estate	4,661.00 #	4,651.43	9.57	0.21%	4,627.34	4,725.49	4,187.35	4,969.83	-3.40% €
FTSE/Athex Consumer Goods & Services	7,796.96 #	7,425.51	371.45	5.00%	7,425.51	7,830.72	6,939.31	7,866.12	0.19% #
FTSE/Athex Food & Beverage	9,803.64 €	9,872.88	-69.24	-0.70%	9,773.41	9,902.47	9,045.03	10,296.24	-0.82% €
FTSE/Athex Basic Resources	6,603.04 #	6,435.74	167.30	2.60%	6,387.62	6,622.22	5,233.31	6,622.22	7.30% #
FTSE/Athex Construction & Materials	2,826.39 #	2,816.47	9.92	0.35%	2,780.21	2,838.48	2,565.75	2,847.56	2.37% #
FTSE/Athex Energy	3,027.04 #	2,964.62	62.42	2.11%	2,964.62	3,030.79	2,835.10	3,359.24	2.10% #
FTSE/Athex Travel & Leisure	1,833.58 #	1,766.12	67.46	3.82%	1,766.12	1,846.95	1,540.34	1,846.95	5.84% #
FTSE/Athex Technology	1,119.36 #	1,106.20	13.16	1.19%	1,106.03	1,126.97	1,043.00	1,167.75	2.47% #
FTSE/Athex Telecommunications	3,518.59 #	3,499.17	19.42	0.55%	3,499.17	3,570.23	3,294.37	3,734.35	-3.46% €
FTSE/Athex Utilities	4,852.87 #	4,826.18	26.69	0.55%	4,795.04	4,879.04	4,264.97	5,079.15	5.44% #
FTSE/Athex Health Care	443.19 #	422.20	20.99	4.97%	422.20	443.19	396.54	475.85	0.00% -
Athex All Share Index	191.20 #	188.45	2.75	1.46%	191.20	191.20	175.88	191.20	1.94% #
Hellenic Corporate Bond Index	124.38 #	124.12	0.26	0.21%			122.29	124.38	1.90% #
Hellenic Corporate Bond Price Index	95.12 #	94.96	0.16	0.17%			93.98	95.12	1.36% #

Note 1: FTSE/Med 100, Hellenic Corporate Bond Price Index and Hellenic Corporate Bond Index closing prices refer to the previous trading day of 26/02/2021.

Note 2: The Hellenic Mid & Small Cap Index is a Customized index calculated by the Athens Exchange.

## Analytic Figures for Athex Market's Boards and Categories

	Total Traded Securities	Main Market	Surveillance	Exchange Traded Funds (ETFs)
Totals	123	106	16	1
Gain / Lose / Same:	68 / 27 / 28	62 / 24 / 20	5 / 3 / 8	1 / 0 / 0
Athex Capitalisation (mill. €) **	54,466.77	54,130.89	335.87	
Daily Average Trans/ons Value(thou.€)	61,437.06	61,362.61	108.04	23.64
Transactions Value	77,727.04	77,344.73	128.89	253.42
Main Board:	76,105.96	75,723.65	128.89	253.42
Blocks Board 6_2_3:	1,621.08	1,621.08	0.00	0.00
Forced Sales Board:	0.00	0.00	0.00	0.00
Special Terms Board:	0.00	0.00	0.00	0.00
Daily Average Transactions Volume	30,096,306	29,530,335	614,969	1,259
Transactions Volume	44,837,370	44,024,486	799,957	12,927
Main Board:	44,711,019	43,898,135	799,957	12,927
Blocks Board 6_2_3:	126,351	126,351	0	0
Forced Sales Board:	0	0	0	0
Special Terms Board:	0	0	0	0
Daily Average Number of Trades	31,347	31,131	214	3
Number of Trades	43,569	43,381	183	5
Main Board:	43,568	43,380	183	5
Blocks Board 6_2_3:	1	1	0	0
Forced Sales Board:	0	0	0	0
Special Terms Board:	0	0	0	0

## Trading Details by Athex Sectors and Financial Instruments (ETFs)

Code	Sectors	Gain / Lose / Same	Number of Trades	Transactions Volume	Transactions Value	% of Total Trans. Value
3010	- Banks	5 / 1 / 0	18,665	35,402,950	31,371,589.12	40.36%
5510	- Basic Resources	5 / 6 / 5	1,119	423,208	1,280,722.84	1.65%
5010	- Construction & Materials	6 / 3 / 3	2,404	1,005,026	3,167,740.00	4.08%
4020	- Consumer Products & Services	4 / 2 / 0	1,815	443,554	3,530,175.21	4.54%
6010	- Energy	3 / 1 / 0	1,758	251,339	2,580,614.48	3.32%
12000	- Financial Instruments	1 / 0 / 0	5	12,927	253,420.86	0.33%
3020	- Financial Services	2 / 1 / 1	866	2,124,795	724,191.50	0.93%
4510	- Food Beverage & Tobacco	5 / 2 / 2	195	44,614	802,369.11	1.03%
2010	- Health Care	3 / 0 / 1	66	20,504	20,316.25	0.03%
5020	- Industrial Goods & Service	9 / 2 / 6	2,412	797,172	3,832,028.28	4.93%
3030	- Insurance	2 / 0 / 0	64	11,721	55,388.63	0.07%
4030	- Media	2 / 0 / 1	13	7,864	1,808.92	0.00%
4520	- Personal Care, Drug & Grocery Stores	1 / 1 / 0	181	36,113	269,823.93	0.35%
3510	- Real Estate	3 / 3 / 2	1,051	340,889	2,000,331.76	2.57%
4040	- Retail	5 / 0 / 1	436	107,095	343,184.75	0.44%
1010	- Technology	5 / 2 / 1	400	66,870	253,677.64	0.33%
1510	- Telecommunications	3 / 0 / 1	3,724	1,068,284	11,398,945.70	14.67%
4050	- Travel & Leisure	2 / 1 / 3	3,782	1,221,660	7,610,616.24	9.79%
6510	- Utilities	2 / 2 / 1	4,613	1,450,785	8,230,096.58	10.59%

## Top 10 best &amp; worst performing Shares

## Main Market

With positive Price change			With negative Price change		
	Closing price	change		Closing price	change
EUROBANK HOLDINGS (CR)	0.661	9.58% #	MERMEREN KOMB. A.D. PR. (GDR)	53.4	-10.40% €
ATHENS MEDICAL CENTER SA (CR)	1.58	5.69% #	BRIQ PROPERTIES (CR)	1.995	-2.68% €
JUMBO SA (CR)	14.22	5.33% #	ATTICA BANK S.A. (CR)	0.216	-1.82% €
ELTON SA (CR)	1.39	4.91% #	TPA SA (CR)	25.5	-1.54% €
ALPHA BANK (CR)	0.926	4.82% #	MARFIN INVESTMENT GROUP (CR)	0.0325	-1.22% €
AEGEAN AIRLINES (CR)	5.67	4.61% #	PAPOUTSANIS (CR)	2.22	-0.89% €
ELVALHALCOR (CR)	1.948	4.17% #	PPC (CR)	8.99	-0.77% €
OPAP (CR)	11.56	3.77% #	CC HBC AG (CR)	26.17	-0.72% €
ADMIE (IPTO) HOLDING S.A. (CR)	2.46	3.14% #	ELLAKTOR (CR)	1.333	-0.52% €
NATIONAL BANK (CR)	2.195	3.05% #	P.P.A. S.A. (CR)	19.3	-0.52% €
With the highest Transactions Value			With the highest Transactions Volume		
	Value (thou. €)	change		Volume	change
ALPHA BANK (CR)	12,667.05	4.82% #	EUROBANK HOLDINGS (CR)	14,868,000	9.58% #
OTE (CR)	11,229.70	0.55% #	ALPHA BANK (CR)	13,944,755	4.82% #
EUROBANK HOLDINGS (CR)	9,443.69	9.58% #	PIRAEUS FINANCIAL HOLD (CR)	3,189,465	0.64% #
NATIONAL BANK (CR)	6,590.94	3.05% #	NATIONAL BANK (CR)	3,032,124	3.05% #
OPAP (CR)	6,152.60	3.77% #	MARFIN INVESTMENT GROUP (CR)	1,952,991	-1.22% €
PPC (CR)	3,611.89	-0.77% €	OTE (CR)	877,636	0.55% #
JUMBO SA (CR)	2,818.52	5.33% #	ADMIE (IPTO) HOLDING S.A. (CR)	770,738	3.14% #
MYTILINEOS (CR)	2,602.38	1.17% #	OPAP (CR)	537,071	3.77% #
PIRAEUS FINANCIAL HOLD (CR)	2,500.65	0.64% #	PPC (CR)	401,110	-0.77% €
MOTOR OIL (CR)	2,312.67	2.94% #	ATTICA BANK S.A. (CR)	362,828	-1.82% €

Note: Stocks that are not included in the "Low Dispersion" and "Under Supervision" categories, and the transactions value is more than 10,000 €.

## Derivatives Summary

	Number of Trades	Volume	Open Interest
Index Futures	255	1,204	5,303
FTSE/Athex Large Cap	255	1,204	5,303
Stock Futures	2,851	49,423	353,641
ADMIE (IPTO) HOLDING S.A. (CR)	269	1,841	8,237
ALPHA BANK (CR)	537	17,235	85,962
ATTICA BANK S.A. (CR)	0	0	270
CC HBC AG (CR)	6	18	171
CENERGY HOLDINGS (CB)	27	92	6,338
ELLAKTOR (CR)	20	157	4,554
EUROBANK HOLDINGS (CR)	399	12,426	45,376
EYDAP S.A. (CR)	7	15	308
FOURLIS (CR)	29	78	734
GEK TERNA (CR)	58	260	7,109
HELLENIC EXCHANGES-A.S.E. (CR)	47	188	2,150
HELLENIC PETROLEUM (CR)	9	38	2,096
INTRACOM HOLDINGS (CR)	1	5	1,874
JUMBO SA (CR)	72	249	1,117
LAMDA DEVELOPMENT SA (CR)	48	178	1,732
MARFIN INVESTMENT GROUP (CR)	22	606	51,812
MOTOR OIL (CR)	44	194	2,976
MYTILINEOS (CR)	69	286	6,553
NATIONAL BANK (CR)	449	8,452	33,161
OPAP (CR)	53	245	2,331
OTE (CR)	110	436	8,406
P.P.A. S.A. (CR)	0	0	321
PIRAEUS FINANCIAL HOLD (CR)	260	5,093	60,805
PPC (CR)	162	727	12,676
TERNA ENERGY (CR)	53	127	1,210
TITAN CEMENT (CB)	2	5	865
VIOHALCO SA/NV (CB)	98	472	4,497
Index Options	10	30	1,147
FTSE/Athex Large Cap	10	30	1,147
Stock Options	7	24	1,870
ALPHA BANK (CR)	3	15	156
NATIONAL BANK (CR)	0	0	535
OPAP (CR)	1	3	20
OTE (CR)	2	4	507
PIRAEUS FINANCIAL HOLD (CR)	0	0	242
PPC (CR)	1	2	410
<b>Total Derivatives Traded</b>	<b>3,123</b>	<b>50,681</b>	<b>361,961</b>











Number of Outstanding Securities	Nominal Value	Dividends [1]			Date of Last Coupon		Note	Shares	Closing price	% change	Previous closing price/date	Open price	Price min	Price max	Last price	Avg price	Last Bid [7]	Last Ask [7]	P/E after tax	Year	Volume	Trades	Transactions Value[8]	Company Mkt Value (thou. €)	Year low	Year high	Sector[4]
		2018	2019	2020	Dividend [2]	Right																					
24,319,250	0.300	---	---	---	09/07/2002	04/07/2007	5165	PROODEFTIKH SA (CR)	0.248	11.71	0.222	01/03/2021	0.248	0.248	0.248	0.248	490@0.180	5000@0.248	---	---	910	1	225.68	6,031.17	0.192	0.25	50101010
13,582,223	1.35	---	---	---	24/06/2008	02/02/2016	4887	SIDMA STEEL (CR)	0.7	-6.04	0.745	01/03/2021	0.7	0.7	0.7	0.7	1810@0.690	3000@0.710	---	---	1,310	4	917.00	9,507.56	0.59	0.77	55102010
766,000	1.00	---	---	---	01/07/2004	11/12/2012	5193	TRIA ALFA SA (CR)	7	---	7	01/03/2021	7	7	7	7	7	49@6.80	44.23	2019	1	1	7.00	5,795.65	7	7	55101020
245,000	1.00	---	---	---	19/07/2010	11/12/2012	5194	TRIA ALFA SA (PR)	1.77	---	1.77	01/03/2021	---	---	---	---	440@1.42	110@2.12	11.18	2019	---	---	---	5,795.65	1.41	2.8	55101020

## Suspension Status

5,867,311	0.300	---	---	---	11/08/2010	28/04/2017	5243	DIONIC (CR)	0.11	---	0.11	30/06/2020	---	---	---	---	---	---	---	---	---	---	---	645.40	0.11	0.11	50205010
21,820,410	0.800	---	---	---	22/05/2008	02/08/2011	5174	EUROMEDICA SA (CR)	0.448	---	0.448	30/04/2018	---	---	---	---	---	---	---	---	---	---	---	9,775.54	0.448	0.448	20101010
66,948,210	0.300	---	---	---	22/09/2015	22/09/2015	5179	FOLLI FOLLIE (CR)	4.8	---	4.8	24/05/2018	---	---	---	---	---	---	---	---	---	---	---	321,351.41	4.8	4.8	40401030
12,417,000	0.310	0.0205	---	---	27/08/2019	28/08/2017	5233	MLS MULTIMEDIA SA (CR)	0.57	---	0.57	12/05/2020	---	---	---	---	---	---	---	---	---	---	---	7,077.69	0.57	0.57	10101015
33,301,715	0.320	---	---	---	27/06/2003	08/07/2009	5241	AEGEK (CR)	0.035	---	0.035	25/06/2020	---	---	---	---	---	---	---	---	---	---	---	1,165.56	0.035	0.035	50101010
77,126,446	0.340	---	---	---	23/05/2005	18/08/2011	5206	G.E. DIMITRIOU (CR)	0.0125	---	0.0125	30/04/2019	---	---	---	---	---	---	---	---	---	---	---	964.08	0.0125	0.0125	40202020
7,085,888	1.59	---	---	---	02/07/1996	06/09/2010	5216	ELVIEMEK (CR)	2.6	---	2.6	30/09/2019	---	---	---	---	---	---	---	---	---	---	---	18,423.31	2.6	2.6	35101010
25,179,640	0.600	---	---	---	08/08/1994	19/09/2000	5191	J.BOUTARIS & SON (CR)	0.026	---	0.026	01/10/2018	---	---	---	---	---	---	---	---	---	---	---	742.45	0.026	0.026	45101015
1,540,000	0.600	---	---	---	08/08/1994	19/09/2000	5192	J.BOUTARIS & SON (PR)	0.057	---	0.057	01/10/2018	---	---	---	---	---	---	---	---	---	---	---	742.45	0.057	0.057	45101015
31,543,600	0.420	---	---	---	19/07/2010	19/12/2018	5205	KRETA FARM SA (CR)	1.085	---	1.085	30/04/2019	---	---	---	---	---	---	---	---	---	---	---	34,224.81	1.085	1.085	45102020
23,935,280	0.300	---	---	---	29/06/2009	13/06/2000	5153	NAYTEMPORIKI PUBLISHING SA(CR)	0.107	---	0.107	02/10/2017	---	---	---	---	---	---	---	---	---	---	---	2,561.07	0.107	0.107	40301030
23,463,874	0.800	---	---	---	23/05/2003	21/12/1999	4918	NEORION SA (CR)	0.125	---	0.125	30/08/2012	---	---	---	---	---	---	---	---	---	---	---	2,932.98	0.125	0.125	50206030

## Shares' Notes

Code	Note text
( )	- Adjusted dividends.
*	- Last adjusted closing price.
[1]	- Net dividends.
[2]	- The "Date of Last Coupon" for New listings refers to the date company's stocks started to trade in Athex
[3]	- The Company Market Value is referred to the number of outstanding shares
[4]	- Sectors codification can be found in Appendix A
[5]	- The Market Value refers to the total number of shares listed (including their several classes) in the exchange by the company.
[6]	- P/E greater than 100
[7]	- Last view of the Order Book before the end of the trading session
[8]	- All Blocks Methods' Transactions Value are included.
4750	- Transfer to the Under Surveillance Category from 8/4/2011.
4887	- Transfer to the Surveillance Category as of 10/4/2012.
4912	- Transfer to the Surveillance Category as of 31/7/2012.
4918	- Suspension of trading as of 31/8/2012.
4955	- Transfer to the Surveillance Category as from 5/4/2013.
4957	- Transfer to the Surveillance Category as from 5/4/2013.
4958	- Transfer to the Surveillance Category as from 5/4/2013.
4959	- Transfer to the Surveillance Category as from 5/4/2013.
5093	- Transfer to the Surveillance Category as of 8/4/2015.
5112	- Transfer to the Surveillance Category as of 15/04/2016.
5115	- Transfer to the Surveillance Category as of 15/04/2016.
5141	- Transfer to the Surveillance Category as of 10/05/2017.
5153	- Suspension of trading as of 03/10/2017.
5160	- Transfer to the Surveillance Category as of 15/04/2016.
5162	- Transfer to the Under Supervision Category as of 21/12/2009.
5165	- Transfer to the Surveillance Category as of 15/02/2018.
5174	- Suspension of trading as of 02/05/2018.
5178	- Transfer to the Surveillance Category as of 11/05/2018.
5179	- Suspension of trading as of 25/05/2018.
5190	- Transfer to the Surveillance Category as of 10/04/2012.
5191	- Suspension of trading as of 02/10/2018.
5192	- Suspension of trading as of 02/10/2018.
5193	- Transfer to the Surveillance Category as of 25/10/2018.
5194	- Transfer to the Surveillance Category as of 25/10/2018.
5197	- Transfer to the Surveillance Category as of 07/11/2018.
5205	- Suspension of trading as of 02/05/2019.
5206	- Suspension of trading as of 02/05/2019.
5216	- Suspension of trading as of 01/10/2019.
5232	- Transfer to the Under Surveillance Category from 08/04/2011.
5233	- Suspension of trading as of 13/05/2020.
5241	- Suspension of trading as of 26/06/2020.
5243	- Suspension of trading as of 01/07/2020.
5245	- Transfer to the Surveillance Category as of 09/07/2020.
5246	- Transfer to the Surveillance Category as of 09/07/2020.
5248	- Transfer to the Surveillance Category as of 06/09/20116.
5251	- Transfer to the Surveillance Category as of 25/11/2011.

---

**Securities Blocks Details**

---

Securities	Block Volume	Price	Block Trade Value	Time of approval	Note
OTE (CR)	126,351	12.83	1,621,083.33	11:50:22	20

---

---

**Blocks Notes**

---

9 - Method 6-1 / Special Fees

10 - Method 6-1 / Special Fees, SDS

14 - Method 6-3 / Settlement, Incomplete Buy and Sell

18 - Method 6-2 / SPOT 1

19 - Method 6-2 / SPOT 2

20 - Method 6-1 and Method 6-1 Same Day Settlement

21 - Other Pre-agreed

---

**Shares Rights Details**

---

Occured date	Exercise from	Exercise until	Trading until	<b>Rights</b>	Price min	Price max	Closing price	Last Bid	Last Ask	Volume	Trades	Transactions Value
-----------------	------------------	-------------------	------------------	---------------	--------------	--------------	------------------	----------	----------	--------	--------	-----------------------

---

No Rights Transactions.

---



---

**Securities Forced Sales**

---

Securities	Category of Security	Transactions Volume	Number of Trades	Transactions Value	Note
------------	----------------------	------------------------	---------------------	-----------------------	------

---

No Forced Transactions.

---

---

**Forced Sales Notes**

---

1 - Normal Forced Sale.

2 - Forced Sales of Fixed Registered Shares.

3 - Forced Sales of Remaining Stock Fractions.

**Forced Sales Registered Shares**

Securities	Start Date	End Date	Initial Volume	Remaining Volume	Date	Avg price (day)	Avg price (period)	Number of Trades	Transactions Volume	Transactions Value
------------	------------	----------	----------------	------------------	------	-----------------	--------------------	------------------	---------------------	--------------------

No Fixed Registered Shares Forced Sales.

**Forced Sales Notes**

According to Decision 1/380/04.05.2008 of the Hellenic Republic Capital Market Commission, the certificated registered shares that have not been deposited to the issuer for dematerialisation, will be auctioned in the Athens Exchange by the supervising issuer. Forced sales procedure is held according to Article 99A of the Athens Exchange Rulebook. The average price of the period is calculated by dividing the Total transactions value by the Total volume and includes all the transactions made until the current date.

## Exchange Traded Funds (ETFs) Characteristics

	Transactions Date (T)	Creation / Redemption	Units (T-1)	New Units (T-1)	Redemption Units (T-1)	Units (T) [1]	Fund Assets [2]	Net Unit Price	Dividend per Unit	Dividend Date
ALPHA ETF FTSE Athex Large Cap	02/03/2021	5,000	853,597	---	---	853,597	16,438,370.00	19.2578	0.81	01/07/2020

## ETFs Notes

[1] - Units (T) = Units (T-1) + New Units (T-1) - Redemption Units (T-1)

[2] - The Creation / Redemption Units of T-1 are included.

## Convertible Corporate Bonds - Regulated Market

Num Listed Bonds	Nominal price	Issue price	Today's Rate	Exp. Date	Duration (years)	Note	Coupon		Trading Unit	Corporate Bonds	Price min	Price max	Closing price	Previous closing price/date	Volume	Transactions Value	Last order			ear min	Year max
							Common	Preferred									Price	Buy / Sell	Date		
298,165	0.30	0.30	1.00	11/10/2025	9	---	18	---	1	FORTHNET S.A. (Convertible)	---	---	---	---	---	---	90.0000	B	07/01/2021	100.0000	100.0000

## Corporate Bonds Notes

Transactions Volume = (Pieces) \* (Nominal Price). Transactions Value = (Pieces) \* (Nominal Price) \* (price %) + (Accrued interest).

The price of a Bond is stated as a percentage (%) of Bond's Nominal Price.

Nominal Price in Euros (€), except if it is noted differently.

## Non Convertible Corporate Bonds - Regulated Market

Num Listed Bonds	Nominal price	Issue price	Today's Rate	Exp. Date	Duration (years)	Note	Coupon		Trading Unit	Corporate Bonds	Accrued Int.	Yield.T.Mat	Price min	Price max	Closing price	Previous closing price/date	Volume	Transactions Value	Last order		ear min	Year max		
							Common	Preferred											Price	Buy / Sell			Date	
175,000	1,000.00	1,000.00	3.40	26/07/2024	5	---	4	---	1	ATTICA HOLDINGS S.A. (Non Convertible)	3.4944	5.5800	92.0000	92.8000	92.8000	92.7500	01/03/2021	128,000	119,087.29	92.8000	B	32/03/2021	90.0310	94.9999
20,529	1,000.00	1,000.00	4.95	26/06/2023	5	---	6	---	1	B&F COMM. & GARM. INDUS. S.A. (Non Convertible)	9.0750	6.3440	---	---	---	95.4000	01/03/2021	---	---	94.7600	B	32/03/2021	92.1501	95.9999
90,000	1,000.00	1,000.00	3.00	11/05/2023	5	---	6	---	1	CORAL A.E. (Non Convertible)	9.4167	1.9000	102.0000	102.0000	102.0000	102.6000	01/03/2021	1,000	1,029.42	102.1500	B	32/03/2021	101.7350	103.5000
120,000	1,000.00	1,000.00	3.95	04/04/2025	7	---	6	---	1	GEK TERNA S.A. (Non Convertible)	16.4583	2.3530	104.9900	105.0000	104.9991	104.6500	26/02/2021	115,000	122,641.71	104.2000	B	32/03/2021	103.7188	105.0000
39,892,816	1.00	1.00	5.00	04/10/2021	5	---	18	---	1	HOUSEMARKET S.A. (Non Convertible)	0.0082	0.6670	---	---	---	102.5000	18/02/2021	---	---	102.0000	B	32/03/2021	102.2750	102.9900
150,000	1,000.00	1,000.00	2.60	22/10/2026	7	---	3	---	1	TERNA ENERGY FINANCE S.A. (Non Convertible)	9.6056	2.5530	99.5001	100.0000	99.7759	99.4000	26/02/2021	74,000	74,544.99	99.5501	B	32/03/2021	99.4000	103.0000
200,000	1,000.00	1,000.00	3.60	12/03/2026	7	---	4	---	1	AEGEAN AIRLINES S.A. (Non Convertible)	17.1000	3.7360	97.0010	98.3000	98.2620	98.1160	01/03/2021	22,000	21,904.32	97.0227	B	32/03/2021	93.1501	98.8000
200,000	1,000.00	1,000.00	2.10	27/10/2027	7	---	1	---	1	O.P.A.P. S.A. (Non Convertible)	7.4667	1.7560	101.8000	102.0200	102.0000	101.9950	01/03/2021	63,000	64,696.40	101.7500	B	32/03/2021	99.3000	102.3900
320,000	1,000.00	1,000.00	3.40	21/07/2027	7	---	2	---	1	LAMDA DEVELOPMENT S.A. (Non Convertible)	3.9667	3.2290	100.5000	101.0000	100.5517	100.9380	01/03/2021	72,000	72,682.81	100.5031	B	32/03/2021	99.0100	101.5000
500,000	1,000.00	1,000.00	2.75	03/07/2027	7	---	2	---	1	GEK TERNA S.A. (Non Convertible)	4.5069	2.7920	---	---	---	99.4900	01/03/2021	---	---	98.7050	B	32/03/2021	97.8574	99.8765

## Corporate Bonds Notes

Transactions Volume = (Pieces) \* (Nominal Price). Transactions Value = (Pieces) \* (Nominal Price) \* (price %) + (Accrued interest).

The price of a Bond is stated as a percentage (%) of Bond's Nominal Price.

Nominal Price in Euros (€), except if it is noted differently.

## Government Bonds

Number Listed Bonds	Nominal price	Today's Rate	Accrued Interest Calc	Exp. Date [1]	Duration (years)	Note	Coupons Date	Curr. coupon value	Trading Unit	Government Bonds	Price min	Price max	Closing price	Previous closing price/date	Volume	Transactions Value	Price	Last order Buy / Sell	Date
3,000,000	1,000.00	4.38	Actual/Actual	01/08/2022	5	---	01/08	4.38	1	GGB-FXD-010822-05Y-4.375-1.000	---	---	---	---	---	---	1.0000	B	28/11/2018
4,500,000	1,000.00	1.88	Actual/Actual	04/02/2035	15	---	04/02	1.88	1	GGB-FXD-040235-15Y-1.875-1.000	---	---	---	---	---	---	---	---	---
2,500,000	1,000.00	3.45	Actual/Actual	02/04/2024	5	---	02/04	3.45	1	GGB-FXD-020424-05Y-3.450-1.000	---	---	---	---	---	---	---	---	---
3,500,000	1,000.00	0.75	Actual/Actual	18/06/2031	10	---	18/06	0.75	1	GGB-FXD-180631-10Y-0.750-1.000	---	---	---	---	---	---	---	---	---
4,355,990,324	1.00	3.50	Actual/Actual	30/01/2023	5	---	01/02 - 31/01	3.50	1	GGB-FXD-300123-05Y-3.500-1.00	---	---	---	94.5720 13/07/2018	---	---	1.0000	B	28/11/2018
5,962,747,327	1.00	3.75	Actual/Actual	30/01/2028	10	---	/02 - 01/02 - 31/	3.75	1	GGB-FXD-300128-10Y-3.750-1.00	---	---	---	85.4610 13/07/2018	---	---	1.0000	B	28/11/2018
6,091,218,404	1.00	3.90	Actual/Actual	30/01/2033	15	---	/02 - 01/02 - 31/	3.90	1	GGB-FXD-300133-15Y-3.900-1.00	---	---	---	78.6730 13/07/2018	---	---	1.0000	B	28/11/2018
4,805,399,486	1.00	4.00	Actual/Actual	30/01/2037	19	---	/02 - 01/02 - 31/	4.00	1	GGB-FXD-300137-19Y-4.000-1.00	---	---	---	77.0370 13/07/2018	---	---	1.0000	B	28/11/2018
4,603,713,186	1.00	4.20	Actual/Actual	30/01/2042	24	---	/02 - 01/02 - 31/	4.20	1	GGB-FXD-300142-24Y-4.200-1.00	---	---	---	77.7640 13/07/2018	---	---	1.0000	B	28/11/2018
550,418,123	1.00	4.30	Actual/Actual	24/02/2023	11	---	24/02	4.30	1	GGB-FXD-240223-11Y-2.000-1.00	---	---	---	10.0000 22/06/2015	---	10.0000	B	11/07/2019	
445,007,576	1.00	4.30	Actual/Actual	24/02/2024	12	---	24/02	4.30	1	GGB-FXD-240224-12Y-2.000-1.00	---	---	---	10.0000 22/06/2015	---	---	---	---	
423,674,226	1.00	4.30	Actual/Actual	24/02/2025	13	---	24/02	4.30	1	GGB-FXD-240225-13Y-2.000-1.00	---	---	---	10.0000 22/06/2015	---	---	---	---	
212,292,153	1.00	4.30	Actual/Actual	24/02/2026	14	---	24/02	4.30	1	GGB-FXD-240226-14Y-2.000-1.00	---	---	---	10.0000 22/06/2015	---	---	---	---	
160,621,352	1.00	4.30	Actual/Actual	24/02/2027	15	---	24/02	4.30	1	GGB-FXD-240227-15Y-2.000-1.00	---	---	---	10.0000 22/06/2015	---	---	---	---	
183,244,055	1.00	4.30	Actual/Actual	24/02/2028	16	---	24/02	4.30	1	GGB-FXD-240228-16Y-2.000-1.00	---	---	---	10.0000 22/06/2015	---	---	---	---	
164,802,894	1.00	4.30	Actual/Actual	24/02/2029	17	---	24/02	4.30	1	GGB-FXD-240229-17Y-2.000-1.00	---	---	---	10.0000 22/06/2015	---	---	---	---	
165,460,943	1.00	4.30	Actual/Actual	24/02/2030	18	---	24/02	4.30	1	GGB-FXD-240230-18Y-2.000-1.00	---	---	---	10.0000 22/06/2015	---	---	---	---	
129,007,241	1.00	4.30	Actual/Actual	24/02/2031	19	---	24/02	4.30	1	GGB-FXD-240231-19Y-2.000-1.00	---	---	---	10.0000 22/06/2015	---	---	---	---	
126,192,683	1.00	4.30	Actual/Actual	24/02/2032	20	---	24/02	4.30	1	GGB-FXD-240232-20Y-2.000-1.00	---	---	---	10.0000 22/06/2015	---	---	---	---	
146,905,168	1.00	4.30	Actual/Actual	24/02/2033	21	---	24/02	4.30	1	GGB-FXD-240233-21Y-2.000-1.00	---	---	---	10.0000 22/06/2015	---	---	---	---	
154,475,606	1.00	4.30	Actual/Actual	24/02/2034	22	---	24/02	4.30	1	GGB-FXD-240234-22Y-2.000-1.00	---	---	---	10.0000 22/06/2015	---	---	---	---	
144,429,441	1.00	4.30	Actual/Actual	24/02/2035	23	---	24/02	4.30	1	GGB-FXD-240235-23Y-2.000-1.00	---	---	---	10.0000 22/06/2015	---	---	---	---	
166,211,676	1.00	4.30	Actual/Actual	24/02/2036	24	---	24/02	4.30	1	GGB-FXD-240236-24Y-2.000-1.00	---	---	---	10.0000 22/06/2015	---	---	---	---	
145,461,669	1.00	4.30	Actual/Actual	24/02/2037	25	---	24/02	4.30	1	GGB-FXD-240237-25Y-2.000-1.00	---	---	---	10.0000 22/06/2015	---	---	---	---	
146,941,087	1.00	4.30	Actual/Actual	24/02/2038	26	---	24/02	4.30	1	GGB-FXD-240238-26Y-2.000-1.00	---	---	---	10.0000 22/06/2015	---	---	---	---	
135,115,612	1.00	4.30	Actual/Actual	24/02/2039	27	---	24/02	4.30	1	GGB-FXD-240239-27Y-2.000-1.00	---	---	---	10.0000 22/06/2015	---	---	---	---	
141,909,637	1.00	4.30	Actual/Actual	24/02/2040	28	---	24/02	4.30	1	GGB-FXD-240240-28Y-2.000-1.00	---	---	---	10.0000 22/06/2015	---	---	---	---	
136,788,720	1.00	4.30	Actual/Actual	24/02/2041	29	---	24/02	4.30	1	GGB-FXD-240241-29Y-2.000-1.00	---	---	---	10.0000 22/06/2015	---	---	---	---	
163,643,410	1.00	4.30	Actual/Actual	24/02/2042	30	---	24/02	4.30	1	GGB-FXD-240242-30Y-2.000-1.00	---	---	---	10.0000 22/06/2015	---	---	---	---	
4,000,000	1,000.00	3.88	Actual/Actual	12/03/2029	10	---	12/03	3.88	1	GGB-FXD-120329-10Y-3.875-1.000	---	---	---	---	---	100.0000	B	15/10/2019	
503,753	1,000.00	0.32	FLR Actual/360	16/09/2021	2	---	16/03 - 16/09	---	1	GGB-FLT-160921-02Y-0.319-1.000	---	---	---	---	---	---	---	---	
3,000,000	1,000.00	3.38	Actual/Actual	15/02/2025	7	---	15/02	3.38	1	GGB-FXD-150225-07Y-3.375-1.000	---	---	---	---	---	---	---	---	
250,250	1,000.00	2.90	Actual/Actual	20/03/2023	4	---	20/03	2.90	1	GGB-FXD-200323-04Y-2.900-1.000	---	---	---	---	---	---	---	---	
964,000	1,000.00	3.25	Actual/Actual	20/03/2025	6	---	20/03	3.25	1	GGB-FXD-200325-06Y-3.250-1.000	---	---	---	---	---	---	---	---	

## Government Bonds Notes

Transactions Volume = (Pieces) \* (Nominal Price). Transactions Value = (Pieces) \* (Nominal Price) \* (price %) + (Accrued interest).

The Value of current coupon for the issues with NV 0.01 euro refers to NV 100 euros

FLR: Floating Interest Rate.

[1] - The Expiration Date of the interest bearing period and the Date for coupon payment.

## Government Bonds

Number Listed Bonds	Nominal price	Today's Rate	Accrued Interest Calc	Exp. Date [1]	Duration (years)	Note	Coupons Date	Curr. coupon value	Trading Unit	Government Bonds	Price min	Price max	Closing price	Previous closing price/date	Volume	Transactions Value	Price	Last order Buy / Sell	Date
2,100,000	1,000.00	3.55	Actual/Actual	20/03/2026	7	---	20/03	3.55	1	GGB-FXD-200326-07Y-3.550-1.000	---	---	---	---	---	---	---	---	---
5,500,000	1,000.00	1.50	Actual/Actual	18/06/2030	10	---	18/06	1.50	1	GGB-FXD-180630-10Y-1.500-1.000	---	---	---	---	---	---	---	---	---
5,364,250	1,000.00	3.25	Actual/Actual	20/03/2050	30	---	20/03	3.25	1	GGB-FXD-200350-30Y-3.250-1.000	---	---	---	---	---	---	---	---	---
2,000,000	1,000.00	2.00	Actual/Actual	22/04/2027	7	---	22/04	2.00	1	GGB-FXD-220427-07Y-2.000-1.000	---	---	---	---	---	---	99.9000	B	22/04/2020
2,500,000	1,000.00	1.88	Actual/Actual	23/07/2026	7	---	23/07	1.88	1	GGB-FXD-230726-07Y-1.875-1.000	---	---	---	---	---	---	---	---	---

## Government Bonds Notes

Transactions Volume = (Pieces) \* (Nominal Price). Transactions Value = (Pieces) \* (Nominal Price) \* (price %) + (Accrued interest).

The Value of current coupon for the issues with NV 0.01 euro refers to NV 100 euros

FLR: Floating Interest Rate.

[1] - The Expiration Date of the interest bearing period and the Date for coupon payment.

## Treasury Bills &amp; Zero Coupon Government Bonds

Issue Date	13-Week Maturity									26-Week Maturity									52-Week Maturity								
	Exp. Date	Initial Rate	Num Listed Bonds	Nominal price	Issue price	Last Trade Price	Last Trade Date	Volume Traded	Note	Exp. Date	Initial Rate	Num Listed Bonds	Nominal price	Issue price	Last Trade Price	Last Trade Date	Volume Traded	Note	Exp. Date	Initial Rate	Num Listed Bonds	Nominal price	Issue price	Last Trade Price	Last Trade Date	Volume Traded	Note
13/03/2020	---	---	---	---	---	---	---	---	---	---	---	---	---	---	---	---	---	---	12/03/2021	0.24	600,000	1,000.00	1,000.00	---	---	---	---
12/06/2020	---	---	---	---	---	---	---	---	---	---	---	---	---	---	---	---	---	---	11/06/2021	0.25	1,600,000	1,000.00	997.49	---	---	---	---
11/09/2020	---	---	---	---	---	---	---	---	---	---	---	---	---	---	---	---	---	---	10/09/2021	0.00	1,000,000	1,000.00	1,000.00	---	---	---	---
11/12/2020	---	---	---	---	---	---	---	---	---	---	---	---	---	---	---	---	---	---	10/12/2021	-0.26	1,000,000	1,000.00	1,002.60	---	---	---	---



Bonds in Circulation	Currency / Min nominal traded Value	Coupons Payment Date	Current Coupon Value	Note	Coupon	Trading Unit	Issue Date	Duration (years)	Today's Interest	A.I.C in days	Bonds	Last price of previous days		Last Outcry in Cash (euro)			Trades in Pieces	Life min	Life Max
												Price	Buy / Sell	Date	Price	Buy / Sell			
<b>Corporate Bonds in Foreign Currency and Euro</b>																			
103,746	GBP / 10	01/12	0.25	---	62	1	01/12/1930	98	2.5	360	National Mortgage Bank	2.27	05/02/1996	2.27	S	05/02/1996	---	2.27	2.27
0	GBP / 10	01/12	0.25	---	64	1	01/12/1928	100	2.5	360	National Mortgage Bank	---	---	---	---	---	---	---	---

## Government Bonds Notes

A.I.C: Accrued Interest Calculation base.

FLR: Floating Interest Rate.

The minimum tradeable Nominal Value for all Demeterialised Government Titles is 100 Euros.

(μτφρ-0)

## Athex &amp; ATHEXClear Members List

Member Name	Stock Market			Derivatives Market		ATHEXClear Member				
	Address	Phone	Fax	Market Member	Remote Member	Market Maker	Proprietary	Market Maker	General Clearing	Direct Clearing
A. SARRIS SECURITIES S.A.				a						
6, ΔΡΑΓΑΤΣΑΝΙΟΥ 6 ΑΘΗΝΑ	2103367700									
AEONIC SECURITIES C.I.F. P.L.C.				a	a					
, ΛΑΪΟΥ 6, ΓΡ. 301B, ANNA COURT	35725337600									
ALPHA BANK A.E.									a	
103, AVE. ATHINON ΑΘΗΝΑ	+30 2103436820	210-3436270								
40, STADIΟΥ STR ΑΘΗΝΑ	(210)-3265546	(210)-3265811								
	(210)-3260000	(210)-3264116								
ALPHA FINANCE INVESTMENT SERVICES S.A.				a		a	a	a		a
5, ΜΕΡΑΙΝ 5 ΑΘΗΝΑ	2103677400									
ARGUS STOCKBROKERS LTD				a	a		a			
25 , 25 ΛΕΩΦΟΡΟΣ ΔΗΜΟΣΘΕΝΗ ΣΕΒΕΡΗ	0035722717000									
ATLANTIC SECURITIES LTD				a	a					
37, ΠΡΟΔΡΟΜΟΥ 37	0035722445400									
AXON SECURITIES S.A.				a			a			
48, ΣΤΑΔΙΟΥ 48 ΑΘΗΝΑ	2103363800									
BETA SECURITIES S.A.				a		a	a			a
29 , ΑΛΕΞΑΝΔΡΑΣ 29 ΑΘΗΝΑ	2106478930									
BNP PARIBAS SECURITIES SERVICES									a	
2, ΛΑΜΨΑΚΟΥ 2 ΑΘΗΝΑ	2107468500									
BOFA SECURITIES EUROPE SA				a	a					
, 112 AVENUE KL?BER 75116	+33 153655555									
CAPITAL SECURITIES S.A.				a			a			
58, ΜΗΤΡΟΠΟΛΕΩΣ 58 ΑΘΗΝΑ	2103369700									
CFS SECURITIES INVESTMENT SERVICES S.A.				a						
3, ΠΑΠΑΡΡΗΓΟΠΟΥΛΟΥ 3 ΑΘΗΝΑ	2103360800									
CITIGROUP GLOBAL MARKETS EUROPE AG				a	a					
16, REUTERWEG 16 FRANKFURT	+49 691366-0									
CITIGROUP GLOBAL MARKETS LIMITED				a						
1, 33 CANADA SQUARE -CANARY WHARF	+44 02079864000									
CREDIT SUISSE SECURITIES (EUROPE) LIMITED				a						
1, ONE CABOT SQUARE LONDON	+44 2078888888									
CREDIT SUISSE SECURITIES SOCIEDAD DE VALORES SA				a	a					
, CALLE AYALA 42, 3A PLANTA-B MADRID	+34917916000									
CYCLOS SECURITIES S.A.				a			a			a
39, ΠΑΝΕΠΙΣΤΗΜΙΟΥ 39 ΑΘΗΝΑ	2103364300									
DEUTSCHE BANK S.A.					a					
1, GREAT WINCHESTER STREET LONDON	+44 20 754 54209	00441133361437								
DYNAMIC SECURITIES S.A.				a			a			a
, ΤΡΑΛΛΕΩΝ 2 & Λ.ΣΥΓΓΡΟΥ 223 ΝΕΑ ΣΜΥΡΝΗ	2103677700									
EUROBANK EQUITIES INVESTMENT FIRM S.A				a		a	a	a		a
, ΦΙΛΕΛΛΗΝΩΝ 10 & ΞΕΝΟΦΩΝΤΟΣ 13 ΑΘΗΝΑ	2103720425									
EUROBANK S.A.									a	
, ΟΘΩΝΟΣ 8 ΑΘΗΝΑ	2103337000									
EUROCORP INVESTMENT SERVICES S.A.				a			a			a
14, ΠΛ.ΦΙΛΙΚΗΣ ΕΤΑΙΡΕΙΑΣ 14 ΑΘΗΝΑ	2107263600									
EUROTRUST INVESTMENT FIRM SA				a						
113, ΣΕΒΑΣΤΟΥΠΟΛΕΩΣ 113 ΑΘΗΝΑ	2103363100									
EUROXX SECURITIES S.A.				a		a	a	a		a
7, PALEOLOGOU CHALANDRI	+30 2106879400	210-6879401								
7, PALAIOLOGOU CHALANDRI	(210)-6879400	(210)-6879401								
G. A. PERVANAS SECURITIES- INVESTMENT SERVICES S.A.				a						
7-9, ΣΟΦΟΚΛΕΟΥΣ 7-9 ΑΘΗΝΑ	2103727200									
GLOBAL CAPITAL SECURITIES & FINANCIAL SERVICES LTD				a	a					
50, ΛΑΡΧΙΕΠΙΣΚΟΠΟΥ ΜΑΚΑΡΙΟΥ Γ50	0035722710710									
HELLENIC AMERICAN SECURITIES S.A.				a		a	a			a
27, ΑΝΔΡΕΑ ΠΑΠΑΝΔΡΕΟΥ 27 ΜΑΡΟΥΣΙ	2103311100									
HELLENIC BANK (INVESTMENTS) LTD					a					
, AVE.KYRIAKΟΥ MATSI 31 - PO BOX 24747 NICOSIA	+357 22500100	357 22500110								
HSBC CONTINENTAL EUROPE									a	
109-111, Α.ΜΕΣΟΓΕΙΩΝ 109-111	2106960000									
INDEX SECURITIES S.A.				a						
6, ΔΡΑΓΑΤΣΑΝΙΟΥ 6 ΑΘΗΝΑ	2103213920									

## Athex &amp; ATHEXClear Members List

Member Name				Stock Market			Derivatives Market		ATHEXClear Member	
	Address	Phone	Fax	Market Member	Remote Member	Market Maker	Proprietary	Market Maker	General Clearing	Direct Clearing
J. CHR. MAVRIKIS SECURITIES S.A.				a						
5, ΣΟΦΟΚΛΕΟΥΣ 5 ATHINA	2103216730									
KAPPA SECURITIES S.A.				a			a			
15, ΒΑΛΑΩΡΙΤΟΥ 15 ATHINA	2103678600									
KARAMANOF SECURITIES & INVESTMENT SERVICES S.A.				a						
2, ΠΛ.ΑΓ.ΘΕΟΔΩΡΩΝ 2 ATHINA	2103212947									
LAIKI FINANCIAL SERVICES LTD					a					
26, AVE. VYRONOS NICOSIA	357 22367367	357 22718567								
LEON DEPOLAS SECURITIES S.A.				a		a	a			
1, ΧΡΗΣΤΟΥ ΛΑΔΑ 1 ATHINA	2103213276 -28									
MEGA EQUITY SECURITIES & FINANCIAL SERVICES PUBLIC LTD				a	a		a			
42-44, ΛΕΩΦ.ΓΡΙΒΑ ΔΙΓΕΝΗ 42-44	0035722711711									
MERIT SECURITIES S.A				a		a	a			a
5, ΣΟΦΟΚΛΕΟΥΣ 5 ATHINA	2103671880									
MERRILL LYNCH INTERNATIONAL				a						
2, 2 KING EDWARD STREET LONDON	+44 20276281000									
N. CHRYSOCHOIDIS SECURITIES S.A.				a			a			a
7-9, ΣΟΦΟΚΛΕΟΥΣ 7-9 ATHINA	2103213913									
NATIONAL BANK OF GREECE S.A.				a		a	a		a	
86, ΑΙΟΛΟΥ STR. ATHINA	(210)-3341000	(210)-3228187								
68, ΑΚΑΔΙΜΙΑΣ STR. ATHINA	(210)-3328817	(210)-3328678								
NATIONAL SECURITIES S.A.				a		a	a	a		
66, ΛΕΩΦ. ΚΗΦΙΣΙΑΣ 66 (ΚΤΗΡΙΟ Α) MAROUSI	2103328784									
NUNTIUS BROKERAGE AND INVESTMENT SERVICES S.A				a						
6, ΔΡΑΓΑΤΣΑΝΙΟΥ 6 ATHINA	2103350599									
ONE PLUS CAPITAL LIMITED				a	a					
, 75 PRODROMOU AVENUE NICOSIA 1307	35722873760									
OPTIMA BANK S.A.				a		a	a	a	a	
32, ΑΙΓΙΑΛΕΙΑΣ 32 & ΠΑΡΑΔΕΙΣΟΥ MAROUSI	2108173111									
PANTELAKIS SECURITIES S.A.				a		a	a	a		
57, ΕΘΝΙΚΗΣ ΑΝΤΙΣΤΑΣΕΩΣ 57, ΚΤΙΡΙΟ Β CHALANDRI	2106965000									
PEGASUS SECURITIES S.A				a			a			
17, ΒΑΛΑΩΡΙΤΟΥ 17 & ΑΜΕΡΙΚΗΣ ATHINA	2103670700									
PIRAEUS BANK S.A.				a			a		a	
, ΑΜΕΡΙΚΗΣ 4 ATHINA	2103335000									
PIRAEUS SECURITIES S. A.				a		a	a	a		a
10, ΣΤΑΔΙΟΥ 10 ATHINA	2103354100									
PROCHOICE SECURITIES LTD				a	a					
57, ΛΕΩΦ.ΣΠΥΡΟΥ ΚΥΠΡΙΑΝΟΥ 57, ΑΚΙΝΗΤΑ Φ	035724661192									
SHARELINK SECURITIES & FINANCIAL SERVICES LTD				a	a		a			
6, HOUSE-ΘΕΟΤΟΚΗ 6 ΜΕΓΑΡΟ ΕΛΛΗΝΑ	+357 22554200									
SOCIETE GENERALE S.A.				a	a		a			
, 17 COURS VALMY, CEDEX	+157290504									
SOLIDUS SECURITIES S.A				a			a			a
64, ΛΟΥΙΖΗΣ ΠΙΑΝΚΟΥΡ 64 ATHINA	2106900600									
ST. EM. LAVRENTAKIS SECURITIES S.A.				a			a			
7-9, ΣΟΦΟΚΛΕΟΥΣ 7-9 ATHINA	2103213336									
THE CYPRUS INVESTMENT & SECURITIES CORPORATION LTD				a	a					
154, ΛΕΩΦ. ΚΥΡΗΝΕΙΑΣ	0035722121700									
UBS EUROPE SE				a	a					
, OPERNTURM, BOCKENHEIMER LANDSTRASSE 2-4	496921790									
UBS LIMITED					a					
1, FINSBURY AVENUE LONDON	+44 2075687135									

List of Stocks under Market Making operations

Securities	Market Maker	Start Market Making	Stock Category
MLS MULTIMEDIA SA (CR)			Suspension Status
	PIRAEUS SECURITIES S. A.	01/08/2019	
ALPHA ETF FTSE Athex Large Cap			Exchange Traded Funds (ETFs)
	ALPHA FINANCE INVESTMENT SERVICES S.A.	02/01/1900	
	NATIONAL SECURITIES S.A.	02/01/1900	
ADMIE (IPTO) HOLDING S.A. (CR)			Main Market
	HELLENIC AMERICAN SECURITIES S.A.	09/03/2020	
	PIRAEUS SECURITIES S. A.	29/06/2017	
AEGEAN AIRLINES (CR)			Main Market
	EUROBANK EQUITIES INVESTMENT FIRM S.A	22/09/2020	
ALPHA BANK (CR)			Main Market
	ALPHA FINANCE INVESTMENT SERVICES S.A.	29/02/2016	
	EUROBANK EQUITIES INVESTMENT FIRM S.A	22/10/2006	
	HELLENIC AMERICAN SECURITIES S.A.	25/07/2014	
	LEON DEPOLAS SECURITIES S.A.	04/01/2016	
	MERIT SECURITIES S.A	03/09/2012	
	NATIONAL SECURITIES S.A.	02/01/1900	
	PIRAEUS SECURITIES S. A.	28/05/2009	
ANDROMEDA SA (CR)			Main Market
	BETA SECURITIES S.A.	15/02/2021	
AS COMPANY SA (CR)			Main Market
	EUROBANK EQUITIES INVESTMENT FIRM S.A	01/04/2019	
ATTICA BANK S.A. (CR)			Main Market
	EUROBANK EQUITIES INVESTMENT FIRM S.A	11/11/2019	
	EUROXX SECURITIES S.A.	22/01/2016	
	PIRAEUS SECURITIES S. A.	20/09/2017	
ATTICA HOLDINGS (CR)			Main Market
	HELLENIC AMERICAN SECURITIES S.A.	28/12/2017	
AUTOHELLAS SA (CR)			Main Market
	ALPHA FINANCE INVESTMENT SERVICES S.A.	01/07/2019	
	EUROXX SECURITIES S.A.	02/07/2018	
AVAX S.A. (CR)			Main Market
	EUROBANK EQUITIES INVESTMENT FIRM S.A	14/12/2015	
	PIRAEUS SECURITIES S. A.	01/02/2021	
AVE (CR)			Main Market
	EUROXX SECURITIES S.A.	05/06/2020	
BRIO PROPERTIES (CR)			Main Market
	EUROBANK EQUITIES INVESTMENT FIRM S.A	09/09/2019	
	LEON DEPOLAS SECURITIES S.A.	22/02/2021	
BYTE COMPUTER SA (CR)			Main Market
	MERIT SECURITIES S.A	04/08/2008	
CC HBC AG (CR)			Main Market
	NATIONAL SECURITIES S.A.	02/01/1900	
	PIRAEUS SECURITIES S. A.	04/05/2015	
CENERGY HOLDINGS (CB)			Main Market
	ALPHA FINANCE INVESTMENT SERVICES S.A.	02/01/2016	
	EUROBANK EQUITIES INVESTMENT FIRM S.A	02/01/2016	
CNL CAPITAL (CR)			Main Market
	MERIT SECURITIES S.A	01/10/2018	
EKTER SA (CR)			Main Market
	EUROBANK EQUITIES INVESTMENT FIRM S.A	16/10/2017	
	LEON DEPOLAS SECURITIES S.A.	21/05/2018	
ELASTRON (CR)			Main Market
	LEON DEPOLAS SECURITIES S.A.	20/02/2017	
ELLAKTOR (CR)			Main Market
	ALPHA FINANCE INVESTMENT SERVICES S.A.	18/03/2019	
	EUROBANK EQUITIES INVESTMENT FIRM S.A	01/06/2012	
	EUROXX SECURITIES S.A.	24/09/2018	
	NATIONAL SECURITIES S.A.	02/01/1900	
	PIRAEUS SECURITIES S. A.	22/10/2018	
ELTON SA (CR)			Main Market
	BETA SECURITIES S.A.	03/09/2012	
	LEON DEPOLAS SECURITIES S.A.	01/04/2019	
ELVALHALCOR (CR)			Main Market
	ALPHA FINANCE INVESTMENT SERVICES S.A.	07/05/2018	
	EUROBANK EQUITIES INVESTMENT FIRM S.A	07/05/2018	
ELVE SA (CR)			Main Market
	LEON DEPOLAS SECURITIES S.A.	02/11/2020	

## List of Stocks under Market Making operations

Securities	Stock Category
Market Maker	Start Market Making
<b>ENTERSOFT (CR)</b>	Main Market
EUROBANK EQUITIES INVESTMENT FIRM S.A	22/06/2020
<b>EUROBANK HOLDINGS (CR)</b>	Main Market
ALPHA FINANCE INVESTMENT SERVICES S.A.	09/01/2006
EUROBANK EQUITIES INVESTMENT FIRM S.A	01/06/2012
HELLENIC AMERICAN SECURITIES S.A.	25/07/2014
LEON DEPOLAS SECURITIES S.A.	30/11/2018
MERIT SECURITIES S.A	06/11/2017
NATIONAL SECURITIES S.A.	02/01/1900
PIRAEUS SECURITIES S. A.	28/09/2009
<b>EUROPEAN RELIANCE INSUR. (CR)</b>	Main Market
PANTELAKIS SECURITIES S.A.	15/07/2019
<b>EYDAP S.A. (CR)</b>	Main Market
ALPHA FINANCE INVESTMENT SERVICES S.A.	27/01/2020
EUROBANK EQUITIES INVESTMENT FIRM S.A	10/06/2019
<b>FOURLIS (CR)</b>	Main Market
EUROBANK EQUITIES INVESTMENT FIRM S.A	01/12/2016
PIRAEUS SECURITIES S. A.	06/03/2017
<b>GEK TERNA (CR)</b>	Main Market
PIRAEUS SECURITIES S. A.	29/08/2019
<b>GR. SARANTIS S.A. (CR)</b>	Main Market
BETA SECURITIES S.A.	14/05/2012
EUROBANK EQUITIES INVESTMENT FIRM S.A	24/10/2016
<b>HELLENIC EXCHANGES-A.S.E. (CR)</b>	Main Market
HELLENIC AMERICAN SECURITIES S.A.	01/09/2014
NATIONAL SECURITIES S.A.	02/01/1900
PIRAEUS SECURITIES S. A.	04/05/2015
<b>HELLENIC PETROLEUM (CR)</b>	Main Market
HELLENIC AMERICAN SECURITIES S.A.	14/09/2015
PIRAEUS SECURITIES S. A.	20/03/2017
<b>IKTINOS HELLAS SA (CR)</b>	Main Market
ALPHA FINANCE INVESTMENT SERVICES S.A.	01/04/2019
EUROBANK EQUITIES INVESTMENT FIRM S.A	25/02/2019
NATIONAL SECURITIES S.A.	02/01/1900
<b>INTERCONTINENTAL (CR)</b>	Main Market
LEON DEPOLAS SECURITIES S.A.	03/06/2019
<b>INTRACOM HOLDINGS (CR)</b>	Main Market
LEON DEPOLAS SECURITIES S.A.	08/10/2018
<b>JUMBO SA (CR)</b>	Main Market
BETA SECURITIES S.A.	01/02/2021
EUROBANK EQUITIES INVESTMENT FIRM S.A	25/05/2020
MERIT SECURITIES S.A	06/11/2017
PIRAEUS SECURITIES S. A.	06/03/2017
<b>KARAMOLEGOS SA (CR)</b>	Main Market
EUROXX SECURITIES S.A.	04/10/2019
<b>KLOUKINAS - LAPPAS SA (CR)</b>	Main Market
BETA SECURITIES S.A.	22/09/2014
<b>KRI-KRI S.A. (CR)</b>	Main Market
EUROBANK EQUITIES INVESTMENT FIRM S.A	07/05/2018
LEON DEPOLAS SECURITIES S.A.	16/01/2017
<b>LAMDA DEVELOPMENT SA (CR)</b>	Main Market
EUROBANK EQUITIES INVESTMENT FIRM S.A	08/12/2014
PANTELAKIS SECURITIES S.A.	06/11/2017
PIRAEUS SECURITIES S. A.	29/06/2017
<b>LAMPSA HOTEL SA (CR)</b>	Main Market
LEON DEPOLAS SECURITIES S.A.	16/01/2017
<b>MARFIN INVESTMENT GROUP (CR)</b>	Main Market
EUROBANK EQUITIES INVESTMENT FIRM S.A	23/03/2015
PIRAEUS SECURITIES S. A.	02/02/2009
<b>MOTOR OIL (CR)</b>	Main Market
EUROBANK EQUITIES INVESTMENT FIRM S.A	22/10/2006
HELLENIC AMERICAN SECURITIES S.A.	01/09/2014
LEON DEPOLAS SECURITIES S.A.	01/04/2019
MERIT SECURITIES S.A	25/02/2019
NATIONAL SECURITIES S.A.	02/01/1900
PIRAEUS SECURITIES S. A.	04/05/2015

## List of Stocks under Market Making operations

Securities	Market Maker	Start Market Making	Stock Category
<b>MYTILINEOS (CR)</b>			
	ALPHA FINANCE INVESTMENT SERVICES S.A.	15/04/2019	Main Market
	EUROBANK EQUITIES INVESTMENT FIRM S.A	20/09/2017	
	MERIT SECURITIES S.A	25/02/2019	
	NATIONAL SECURITIES S.A.	02/01/1900	
	PIRAEUS SECURITIES S. A.	04/05/2015	
<b>NATIONAL BANK (CR)</b>			
	ALPHA FINANCE INVESTMENT SERVICES S.A.	09/01/2006	Main Market
	BETA SECURITIES S.A.	01/02/2021	
	EUROBANK EQUITIES INVESTMENT FIRM S.A	22/10/2006	
	HELLENIC AMERICAN SECURITIES S.A.	25/07/2014	
	LEON DEPOLAS SECURITIES S.A.	20/05/2015	
	MERIT SECURITIES S.A	03/09/2012	
	NATIONAL SECURITIES S.A.	02/01/1900	
	PIRAEUS SECURITIES S. A.	08/09/2008	
<b>OPAP (CR)</b>			
	ALPHA FINANCE INVESTMENT SERVICES S.A.	09/01/2006	Main Market
	EUROBANK EQUITIES INVESTMENT FIRM S.A	22/10/2006	
	HELLENIC AMERICAN SECURITIES S.A.	25/07/2014	
	MERIT SECURITIES S.A	20/03/2017	
	NATIONAL SECURITIES S.A.	02/01/1900	
	PIRAEUS SECURITIES S. A.	04/05/2015	
<b>OTE (CR)</b>			
	ALPHA FINANCE INVESTMENT SERVICES S.A.	09/01/2006	Main Market
	EUROBANK EQUITIES INVESTMENT FIRM S.A	22/10/2006	
	HELLENIC AMERICAN SECURITIES S.A.	25/07/2014	
	LEON DEPOLAS SECURITIES S.A.	20/04/2015	
	MERIT SECURITIES S.A	20/03/2017	
	NATIONAL SECURITIES S.A.	02/01/1900	
	PIRAEUS SECURITIES S. A.	08/09/2008	
<b>P.P.A. S.A. (CR)</b>			
	EUROBANK EQUITIES INVESTMENT FIRM S.A	06/02/2019	Main Market
<b>PAPOUTSANIS (CR)</b>			
	ALPHA FINANCE INVESTMENT SERVICES S.A.	19/11/2018	Main Market
	BETA SECURITIES S.A.	25/11/2013	
<b>PETROPOULOS PETROS (CR)</b>			
	EUROBANK EQUITIES INVESTMENT FIRM S.A	01/04/2019	Main Market
	PANTELAKIS SECURITIES S.A.	16/03/2020	
<b>PIRAEUS FINANCIAL HOLD (CR)</b>			
	ALPHA FINANCE INVESTMENT SERVICES S.A.	15/04/2019	Main Market
	EUROBANK EQUITIES INVESTMENT FIRM S.A	22/10/2006	
	EUROXX SECURITIES S.A.	15/02/2016	
	HELLENIC AMERICAN SECURITIES S.A.	25/07/2014	
	LEON DEPOLAS SECURITIES S.A.	30/11/2018	
	MERIT SECURITIES S.A	16/09/2013	
	NATIONAL SECURITIES S.A.	02/01/1900	
	PIRAEUS SECURITIES S. A.	16/02/2009	
<b>PLAISIO COMPUTERS SA (CR)</b>			
	EUROBANK EQUITIES INVESTMENT FIRM S.A	02/03/2015	Main Market
<b>PPC (CR)</b>			
	ALPHA FINANCE INVESTMENT SERVICES S.A.	09/01/2006	Main Market
	BETA SECURITIES S.A.	01/02/2021	
	EUROBANK EQUITIES INVESTMENT FIRM S.A	22/10/2006	
	HELLENIC AMERICAN SECURITIES S.A.	01/09/2014	
	MERIT SECURITIES S.A	06/11/2017	
	NATIONAL SECURITIES S.A.	02/01/1900	
	PIRAEUS SECURITIES S. A.	28/09/2009	
<b>PROFILE SA (CR)</b>			
	PANTELAKIS SECURITIES S.A.	01/07/2019	Main Market
<b>QUEST HOLDINGS (CR)</b>			
	BETA SECURITIES S.A.	26/03/2018	Main Market
	EUROBANK EQUITIES INVESTMENT FIRM S.A	28/01/2019	
<b>SPIROY AGRICULTURE SA (CR)</b>			
	EUROBANK EQUITIES INVESTMENT FIRM S.A	02/09/2019	Main Market
<b>TERNA ENERGY (CR)</b>			
	PIRAEUS SECURITIES S. A.	09/12/2019	Main Market
<b>THRACE PLASTICS SA (CR)</b>			
	ALPHA FINANCE INVESTMENT SERVICES S.A.	26/03/2018	Main Market
	EUROBANK EQUITIES INVESTMENT FIRM S.A	26/03/2018	

## List of Stocks under Market Making operations

Securities	Market Maker	Start Market Making	Stock Category
<b>TITAN CEMENT (CB)</b>			<b>Main Market</b>
	BETA SECURITIES S.A.	01/02/2021	
	EUROBANK EQUITIES INVESTMENT FIRM S.A	06/11/2019	
	PIRAEUS SECURITIES S. A.	18/01/2021	
<b>UNIBIOS (CR)</b>			<b>Main Market</b>
	LEON DEPOLAS SECURITIES S.A.	01/02/2021	
<b>VIOHALCO SA/NV (CB)</b>			<b>Main Market</b>
	ALPHA FINANCE INVESTMENT SERVICES S.A.	11/03/2008	
	EUROBANK EQUITIES INVESTMENT FIRM S.A	04/03/2014	
	MERIT SECURITIES S.A	17/03/2014	

Underlying Asset				Derivatives Market													
Price max	Price min	Closing price	change	Delivery Month	Open price	Price max	Price min	Last price	Closing price	Last Bid	Last Ask	Fixing price*	Life high	Life low	Trades	Volume	Open Interest
<b>FTSE/Athex Large Cap</b>																	
1,967.02	1,916.47	1,964.88	2.44%	March 2021	1,922.00	1,970.25	1,915.00	1,966.00	1,966.00	---	---		1,970.25	---	246	1,139	5,230
				April 2021	1,929.00	1,969.00	1,929.00	1,969.00	1,969.00	---	---		1,969.00	---	9	65	73
				May 2021	---	---	---	---	1,926.75	---	---		---	---	---	---	---
				June 2021	---	---	---	---	1,929.75	---	---		---	---	---	---	---
				September 2021	---	---	---	---	1,939.50	---	---		---	---	---	---	---
				December 2021	---	---	---	---	1,949.00	---	---		---	---	---	---	---

(Trade Unit: 1 Index Point x 2€, Cash Settlement)

Derivatives notes

Fixing prices and final open positions can be retrieved from the following path <http://www.helex.gr/el/web/guest/statistics-end-of-day-derivatives>



Underlying Asset				Derivatives Market													
Price max	Price min	Closing price	change	Delivery Month	Open price	Price max	Price min	Last price	Closing price	Last Bid	Last Ask	Fixing price*	Life high	Life low	Trades	Volume	Open Interest
<b>ADMIE (IPTO) HOLDING S.A. (CR)</b>				(Contract Size: 100 Securities, Physical Delivery)													
2.475	2.375	2.46	3.14%	March 2021	2.39	2.48	2.38	2.47	2.47	---	---	---	2.75	---	269	1,841	8,037
				June 2021	---	---	---	---	2.40	---	---	---	2.40	---	---	---	200
				September 2021	---	---	---	---	2.41	---	---	---	---	---	---	---	---
				December 2021	---	---	---	---	2.42	---	---	---	---	---	---	---	---
<b>ALPHA BANK (CR)</b>				(Contract Size: 100 Securities, Physical Delivery)													
0.926	0.87	0.926	4.82%	March 2021	0.888	0.929	0.875	0.927	0.927	---	---	---	1.04	---	534	17,232	85,817
				June 2021	0.929	0.940	0.929	0.930	0.930	---	---	---	0.977	---	3	3	145
				September 2021	---	---	---	---	0.893	---	---	---	---	---	---	---	---
				December 2021	---	---	---	---	0.898	---	---	---	---	---	---	---	---
<b>ATTICA BANK S.A. (CR)</b>				(Contract Size: 100 Securities, Physical Delivery)													
0.223	0.216	0.216	-1.82%	March 2021	---	---	---	---	0.220	---	---	---	0.244	---	---	---	270
				June 2021	---	---	---	---	0.221	---	---	---	---	---	---	---	---
				September 2021	---	---	---	---	0.222	---	---	---	---	---	---	---	---
				December 2021	---	---	---	---	0.224	---	---	---	---	---	---	---	---
<b>CC HBC AG (CR)</b>				(Contract Size: 100 Securities, Physical Delivery)													
26.44	26.09	26.17	-0.72%	March 2021	26.33	26.38	26.12	26.12	26.12	---	---	---	27.35	---	6	18	171
				June 2021	---	---	---	---	26.52	---	---	---	---	---	---	---	---
				September 2021	---	---	---	---	26.65	---	---	---	---	---	---	---	---
				December 2021	---	---	---	---	26.79	---	---	---	---	---	---	---	---
<b>CENERGY HOLDINGS (CB)</b>				(Contract Size: 100 Securities, Physical Delivery)													
2.01	1.95	2.01	1.31%	March 2021	1.96	2.02	1.95	2.00	2.00	---	---	---	2.15	---	27	92	6,338
				June 2021	---	---	---	---	2.00	---	---	---	2.01	---	---	---	---
				September 2021	---	---	---	---	2.01	---	---	---	---	---	---	---	---
				December 2021	---	---	---	---	2.02	---	---	---	---	---	---	---	---
<b>ELLAKTOR (CR)</b>				(Contract Size: 100 Securities, Physical Delivery)													
1.365	1.32	1.333	-0.52%	March 2021	1.34	1.35	1.32	1.33	1.33	---	---	---	1.77	---	20	157	4,554
				June 2021	---	---	---	---	1.35	---	---	---	1.63	---	---	---	---
				September 2021	---	---	---	---	1.35	---	---	---	---	---	---	---	---
				December 2021	---	---	---	---	1.36	---	---	---	---	---	---	---	---
<b>EUROBANK HOLDINGS (CR)</b>				(Contract Size: 100 Securities, Physical Delivery)													
0.6648	0.593	0.661	9.58%	March 2021	0.602	0.666	0.600	0.662	0.662	---	---	---	0.666	---	395	12,224	45,275
				June 2021	0.621	0.662	0.621	0.662	0.662	---	---	---	0.662	---	4	202	101
				September 2021	---	---	---	---	0.610	---	---	---	---	---	---	---	---
				December 2021	---	---	---	---	0.613	---	---	---	---	---	---	---	---

Derivatives notes

Fixing prices and final open positions can be retrieved from the following path <http://www.helex.gr/el/web/guest/statistics-end-of-day-derivatives>

Underlying Asset				Derivatives Market													
Price max	Price min	Closing price	change	Delivery Month	Open price	Price max	Price min	Last price	Closing price	Last Bid	Last Ask	Fixing price*	Life high	Life low	Trades	Volume	Open Interest
<b>EYDAP S.A. (CR)</b>				(Contract Size: 100 Securities, Physical Delivery)													
6.75	6.61	6.67	0.00%	March 2021	6.69	6.69	6.62	6.62	6.62	---	---	---	7.23	---	6	8	266
				June 2021	6.70	6.70	6.70	6.70	6.70	---	---	---	6.82	---	1	7	42
				September 2021	---	---	---	---	6.74	---	---	---	---	---	---	---	---
				December 2021	---	---	---	---	6.78	---	---	---	---	---	---	---	---
<b>FOURLIS (CR)</b>				(Contract Size: 100 Securities, Physical Delivery)													
4.15	4.07	4.1	0.49%	March 2021	4.08	4.14	4.08	4.10	4.10	---	---	---	4.21	---	29	78	734
				June 2021	---	---	---	---	4.10	---	---	---	---	---	---	---	---
				September 2021	---	---	---	---	4.13	---	---	---	---	---	---	---	---
				December 2021	---	---	---	---	4.15	---	---	---	---	---	---	---	---
<b>GEK TERNA (CR)</b>				(Contract Size: 100 Securities, Physical Delivery)													
9	8.66	8.97	1.13%	March 2021	8.86	8.99	8.70	8.97	8.97	---	---	---	8.99	---	55	257	7,074
				June 2021	9.00	9.00	9.00	9.00	9.00	---	---	---	9.00	---	3	3	35
				September 2021	---	---	---	---	8.97	---	---	---	---	---	---	---	---
				December 2021	---	---	---	---	9.01	---	---	---	---	---	---	---	---
<b>HELLENIC EXCHANGES-A.S.E. (CR)</b>				(Contract Size: 100 Securities, Physical Delivery)													
3.85	3.72	3.8	0.80%	March 2021	3.77	3.85	3.77	3.80	3.80	---	---	---	4.12	---	46	184	2,005
				June 2021	3.82	3.82	3.82	3.82	3.82	---	---	---	3.82	---	1	4	145
				September 2021	---	---	---	---	3.81	---	---	---	---	---	---	---	---
				December 2021	---	---	---	---	3.83	---	---	---	---	---	---	---	---
<b>HELLENIC PETROLEUM (CR)</b>				(Contract Size: 100 Securities, Physical Delivery)													
5.69	5.54	5.65	0.53%	March 2021	5.57	5.67	5.57	5.67	5.67	---	---	---	6.05	---	9	38	2,096
				June 2021	---	---	---	---	5.65	---	---	---	---	---	---	---	---
				September 2021	---	---	---	---	5.68	---	---	---	---	---	---	---	---
				December 2021	---	---	---	---	5.71	---	---	---	---	---	---	---	---
<b>INTRACOM HOLDINGS (CR)</b>				(Contract Size: 100 Securities, Physical Delivery)													
0.832	0.817	0.83	0.73%	March 2021	0.825	0.825	0.825	0.825	0.825	---	---	---	0.884	---	1	5	1,874
				June 2021	---	---	---	---	0.829	---	---	---	---	---	---	---	---
				September 2021	---	---	---	---	0.833	---	---	---	---	---	---	---	---
				December 2021	---	---	---	---	0.837	---	---	---	---	---	---	---	---
<b>JUMBO SA (CR)</b>				(Contract Size: 100 Securities, Physical Delivery)													
14.29	13.56	14.22	5.33%	March 2021	13.60	14.30	13.60	14.30	14.30	---	---	---	15.25	---	72	249	1,115
				June 2021	---	---	---	---	13.58	---	---	---	13.20	---	---	---	2
				September 2021	---	---	---	---	13.65	---	---	---	---	---	---	---	---
				December 2021	---	---	---	---	13.72	---	---	---	---	---	---	---	---

Derivatives notes

Fixing prices and final open positions can be retrieved from the following path <http://www.helex.gr/el/web/guest/statistics-end-of-day-derivatives>

Underlying Asset				Derivatives Market													
Price max	Price min	Closing price	change	Delivery Month	Open price	Price max	Price min	Last price	Closing price	Last Bid	Last Ask	Fixing price*	Life high	Life low	Trades	Volume	Open Interest
<b>LAMDA DEVELOPMENT SA (CR)</b>				(Contract Size: 100 Securities, Physical Delivery)													
6.98	6.82	6.87	0.44%	March 2021	6.91	6.95	6.82	6.88	6.88	---	---	---	7.46	---	48	178	1,729
				June 2021	---	---	---	---	6.88	---	---	---	6.79	---	---	---	3
				September 2021	---	---	---	---	6.92	---	---	---	---	---	---	---	---
				December 2021	---	---	---	---	6.95	---	---	---	---	---	---	---	---
<b>MARFIN INVESTMENT GROUP (CR)</b>				(Contract Size: 100 Securities, Physical Delivery)													
0.0337	0.0322	0.0325	-1.22%	March 2021	0.033	0.034	0.032	0.033	0.033	---	---	---	0.043	---	22	606	51,812
				June 2021	---	---	---	---	0.033	---	---	---	---	---	---	---	---
				September 2021	---	---	---	---	0.033	---	---	---	---	---	---	---	---
				December 2021	---	---	---	---	0.033	---	---	---	---	---	---	---	---
<b>MOTOR OIL (CR)</b>				(Contract Size: 100 Securities, Physical Delivery)													
11.9	11.58	11.89	2.94%	March 2021	11.69	11.93	11.62	11.90	11.90	---	---	---	13.45	---	42	143	2,805
				June 2021	11.95	12.02	11.95	12.02	12.02	---	---	---	12.02	---	2	51	171
				September 2021	---	---	---	---	11.68	---	---	---	---	---	---	---	---
				December 2021	---	---	---	---	11.74	---	---	---	---	---	---	---	---
<b>MYTILINEOS (CR)</b>				(Contract Size: 100 Securities, Physical Delivery)													
12.98	12.67	12.97	1.17%	March 2021	12.88	12.98	12.70	12.98	12.98	---	---	---	13.27	---	68	285	6,500
				June 2021	13.10	13.10	13.10	13.10	13.10	---	---	---	13.48	---	1	1	53
				September 2021	---	---	---	---	12.96	---	---	---	---	---	---	---	---
				December 2021	---	---	---	---	13.03	---	---	---	---	---	---	---	---
<b>NATIONAL BANK (CR)</b>				(Contract Size: 100 Securities, Physical Delivery)													
2.195	2.111	2.195	3.05%	March 2021	2.15	2.21	2.13	2.21	2.21	---	---	---	2.37	---	441	8,131	32,892
				June 2021	2.15	2.22	2.15	2.22	2.22	---	---	---	2.22	---	8	321	269
				September 2021	---	---	---	---	2.15	---	---	---	---	---	---	---	---
				December 2021	---	---	---	---	2.16	---	---	---	---	---	---	---	---
<b>OPAP (CR)</b>				(Contract Size: 100 Securities, Physical Delivery)													
11.64	11.14	11.56	3.77%	March 2021	11.21	11.65	11.20	11.58	11.58	---	---	---	11.65	---	53	245	2,227
				June 2021	---	---	---	---	11.21	---	---	---	11.02	---	---	---	104
				September 2021	---	---	---	---	11.26	---	---	---	---	---	---	---	---
				December 2021	---	---	---	---	11.32	---	---	---	---	---	---	---	---
<b>OTE (CR)</b>				(Contract Size: 100 Securities, Physical Delivery)													
12.92	12.65	12.72	0.55%	March 2021	12.75	12.95	12.70	12.76	12.76	---	---	---	14.34	---	110	436	7,933
				June 2021	---	---	---	---	12.73	---	---	---	13.06	---	---	---	473
				September 2021	---	---	---	---	12.79	---	---	---	---	---	---	---	---
				December 2021	---	---	---	---	12.85	---	---	---	---	---	---	---	---

Derivatives notes

Fixing prices and final open positions can be retrieved from the following path <http://www.helex.gr/el/web/guest/statistics-end-of-day-derivatives>

Underlying Asset				Derivatives Market													
Price max	Price min	Closing price	change	Delivery Month	Open price	Price max	Price min	Last price	Closing price	Last Bid	Last Ask	Fixing price*	Life high	Life low	Trades	Volume	Open Interest
<b>P.P.A. S.A. (CR)</b>				(Contract Size: 100 Securities, Physical Delivery)													
19.4	19.16	19.3	-0.52%	March 2021	---	---	---	---	19.42	---	---	---	20.10	---	---	---	321
				June 2021	---	---	---	---	19.52	---	---	---	---	---	---	---	---
				September 2021	---	---	---	---	19.62	---	---	---	---	---	---	---	---
				December 2021	---	---	---	---	19.71	---	---	---	---	---	---	---	---
<b>PIRAEUS FINANCIAL HOLD (CR)</b>				(Contract Size: 100 Securities, Physical Delivery)													
0.796	0.765	0.7852	0.64%	March 2021	0.784	0.794	0.758	0.780	0.780	---	---	---	1.36	---	216	4,753	58,796
				June 2021	0.767	0.780	0.757	0.774	0.774	---	---	---	0.900	---	44	340	2,009
				September 2021	---	---	---	---	0.789	---	---	---	---	---	---	---	---
				December 2021	---	---	---	---	0.793	---	---	---	---	---	---	---	---
<b>PPC (CR)</b>				(Contract Size: 100 Securities, Physical Delivery)													
9.155	8.885	8.99	-0.77%	March 2021	9.21	9.21	8.89	8.99	8.99	---	---	---	9.39	---	160	724	12,404
				June 2021	9.02	9.02	9.02	9.02	9.02	---	---	---	9.38	---	2	3	272
				September 2021	---	---	---	---	9.16	---	---	---	---	---	---	---	---
				December 2021	---	---	---	---	9.21	---	---	---	---	---	---	---	---
<b>TERNA ENERGY (CR)</b>				(Contract Size: 100 Securities, Physical Delivery)													
12.48	12.12	12.4	2.14%	March 2021	12.26	12.44	12.17	12.37	12.37	---	---	---	14.75	---	45	92	1,198
				June 2021	12.27	12.50	12.27	12.42	12.42	---	---	---	12.79	---	8	35	12
				September 2021	---	---	---	---	12.27	---	---	---	---	---	---	---	---
				December 2021	---	---	---	---	12.34	---	---	---	---	---	---	---	---
<b>TITAN CEMENT (CB)</b>				(Contract Size: 100 Securities, Physical Delivery)													
14.48	14.3	14.38	0.00%	March 2021	14.45	14.45	14.45	14.45	14.45	---	---	---	15.01	---	2	5	805
				June 2021	---	---	---	---	14.47	---	---	---	14.44	---	---	---	60
				September 2021	---	---	---	---	14.54	---	---	---	---	---	---	---	---
				December 2021	---	---	---	---	14.61	---	---	---	---	---	---	---	---
<b>VIOHALCO SA/NV (CB)</b>				(Contract Size: 100 Securities, Physical Delivery)													
4.06	3.9	4.05	2.66%	March 2021	3.97	4.08	3.92	3.99	3.99	---	---	---	4.08	---	98	472	4,497
				June 2021	---	---	---	---	3.97	---	---	---	---	---	---	---	---
				September 2021	---	---	---	---	3.99	---	---	---	---	---	---	---	---
				December 2021	---	---	---	---	4.01	---	---	---	---	---	---	---	---

Derivatives notes

Fixing prices and final open positions can be retrieved from the following path <http://www.helex.gr/el/web/guest/statistics-end-of-day-derivatives>

FTSE/Athex Large Cap

(Trade Unit: 1 Index Point x 2€ - Exercise Style: European, Cash Settlement)

Call Options																Put Options																				
March 2021								April 2021								Other Months		March 2021								April 2021								Other Months		Exercise Price
Open price	Price max	Price min	Last price	Closing price	Volume	Open Interest	Open price	Price max	Price min	Last price	Closing price	Volume	Open Interest	Volume	Open Interest	Open price	Price max	Price min	Last price	Closing price	Volume	Open Interest	Open price	Price max	Price min	Last price	Closing price	Volume	Open Interest	Volume	Open Interest					
1,100	0.00	0.00	0.00	-	819.00	-	-	-	-	-	-	-	-	-	-	0.00	0.00	0.00	-	0.01	-	-	-	-	-	-	-	-	-	-	-	1,100				
1,125	0.00	0.00	0.00	-	794.00	-	-	-	-	-	-	-	-	-	-	0.00	0.00	0.00	-	0.01	-	-	-	-	-	-	-	-	-	-	-	1,125				
1,150	0.00	0.00	0.00	-	769.00	-	-	-	-	-	-	-	-	-	-	0.00	0.00	0.00	-	0.01	-	-	-	-	-	-	-	-	-	-	-	1,150				
1,175	0.00	0.00	0.00	-	745.00	-	-	-	-	-	-	-	-	-	-	0.00	0.00	0.00	-	0.01	-	-	-	-	-	-	-	-	-	-	-	1,175				
1,200	0.00	0.00	0.00	-	720.00	-	-	-	-	-	-	-	-	-	-	0.00	0.00	0.00	-	0.01	-	-	-	-	-	-	-	-	-	-	-	1,200				
1,225	0.00	0.00	0.00	-	695.00	-	-	-	-	-	-	-	-	-	-	0.00	0.00	0.00	-	0.01	-	-	-	-	-	-	-	-	-	-	-	1,225				
1,250	0.00	0.00	0.00	-	670.00	-	-	-	-	-	-	-	-	-	-	0.00	0.00	0.00	-	0.01	-	-	-	-	-	-	-	-	-	-	-	1,250				
1,275	0.00	0.00	0.00	-	645.00	-	-	-	-	-	-	-	-	-	-	0.00	0.00	0.00	-	0.01	-	-	-	-	-	-	-	-	-	-	-	1,275				
1,300	0.00	0.00	0.00	-	620.00	-	-	-	-	-	-	-	-	-	-	0.00	0.00	0.00	-	0.01	-	-	-	-	-	-	-	-	-	-	-	1,300				
1,325	0.00	0.00	0.00	-	595.00	-	-	-	-	-	-	-	-	-	-	0.00	0.00	0.00	-	0.01	-	-	-	-	-	-	-	-	-	-	-	1,325				
1,350	0.00	0.00	0.00	-	570.00	-	-	-	-	-	-	-	-	-	-	0.00	0.00	0.00	-	0.01	-	-	-	-	-	-	-	-	-	-	-	1,350				
1,375	0.00	0.00	0.00	-	545.00	-	-	-	-	-	-	-	-	-	-	0.00	0.00	0.00	-	0.01	-	-	-	-	-	-	-	-	-	-	-	1,375				
1,400	0.00	0.00	0.00	-	520.00	-	-	-	-	-	-	-	-	-	-	0.00	0.00	0.00	-	0.01	-	-	-	-	-	-	-	-	-	-	-	1,400				
1,425	0.00	0.00	0.00	-	495.00	-	-	-	-	-	-	-	-	-	-	0.00	0.00	0.00	-	0.01	-	-	-	-	-	-	-	-	-	-	-	1,425				
1,450	0.00	0.00	0.00	-	470.00	-	-	-	-	-	-	-	-	-	-	0.00	0.00	0.00	-	0.01	-	-	-	-	-	-	-	-	-	-	-	1,450				
1,475	0.00	0.00	0.00	-	445.00	-	-	-	-	-	-	-	-	-	-	0.00	0.00	0.00	-	0.01	-	-	-	-	-	-	-	-	-	-	-	1,475				
1,500	0.00	0.00	0.00	-	420.00	-	-	-	-	-	-	-	-	-	-	0.00	0.00	0.00	-	0.02	-	-	-	-	-	-	-	-	-	-	-	1,500				
1,525	0.00	0.00	0.00	-	395.00	-	-	-	-	-	-	-	-	-	-	0.00	0.00	0.00	-	0.01	-	-	-	-	-	-	-	-	-	-	-	1,525				
1,550	0.00	0.00	0.00	-	370.00	-	-	-	-	-	-	-	-	-	-	0.00	0.00	0.00	-	0.02	-	-	-	-	-	-	-	-	-	-	-	1,550				
1,575	0.00	0.00	0.00	-	345.00	-	-	-	-	-	-	-	-	-	-	0.00	0.00	0.00	-	0.05	-	-	-	-	-	-	-	-	-	-	-	1,575				
1,600	0.00	0.00	0.00	-	320.00	-	-	-	-	-	-	-	-	-	-	0.00	0.00	0.00	-	0.01	-	-	-	-	-	-	-	-	-	-	-	1,600				
1,625	0.00	0.00	0.00	-	295.00	-	-	-	-	-	-	-	-	-	-	0.00	0.00	0.00	-	0.02	-	-	-	-	-	-	-	-	-	-	-	1,625				
1,650	0.00	0.00	0.00	-	270.00	-	-	0.00	0.00	0.00	-	270.00	-	-	-	0.00	0.00	0.00	-	0.06	-	1	0.00	0.00	0.00	-	2.40	-	-	-	1,650					
1,675	0.00	0.00	0.00	-	245.00	-	-	0.00	0.00	0.00	-	247.00	-	-	-	0.00	0.00	0.00	-	0.16	-	-	0.00	0.00	0.00	-	3.70	-	-	-	1,675					
1,700	0.00	0.00	0.00	-	220.00	-	-	0.00	0.00	0.00	-	224.00	-	-	-	0.00	0.00	0.00	-	0.37	-	1	0.00	0.00	0.00	-	5.60	-	-	-	1,700					
1,725	0.00	0.00	0.00	-	196.00	-	1	0.00	0.00	0.00	-	201.00	-	-	-	0.00	0.00	0.00	-	0.79	-	120	0.00	0.00	0.00	-	8.10	-	-	-	1,725					
1,750	0.00	0.00	0.00	-	172.00	-	20	0.00	0.00	0.00	-	180.00	-	-	-	0.00	0.00	0.00	-	1.60	-	20	0.00	0.00	0.00	-	11.50	-	-	-	1,750					
1,775	0.00	0.00	0.00	-	148.00	-	-	0.00	0.00	0.00	-	159.00	-	-	-	34.00	0.00	34.00	34.00	34.00	34.00	1	45	0.00	0.00	0.00	-	15.75	-	-	-	1,775				
1,800	0.00	0.00	0.00	-	126.00	-	21	0.00	0.00	0.00	-	139.00	-	-	-	0.00	0.00	0.00	-	5.40	-	50	0.00	0.00	0.00	-	21.25	-	-	-	1,800					
1,825	0.00	0.00	0.00	-	104.00	-	60	0.00	0.00	0.00	-	121.00	-	-	-	0.00	0.00	0.00	-	9.00	-	61	0.00	0.00	0.00	-	27.75	-	-	-	1,825					
1,850	105.00	105.00	105.00	105.00	105.00	1	91	0.00	0.00	0.00	-	104.00	-	20	-	0.00	105.00	0.00	-	14.25	-	20	0.00	0.00	0.00	-	36.00	-	-	-	1,850					
1,875	0.00	0.00	0.00	-	67.00	-	80	0.00	0.00	0.00	-	89.00	-	120	-	0.00	0.00	0.00	-	21.75	-	45	0.00	0.00	0.00	-	45.50	-	-	-	1,875					
1,900	67.00	70.00	67.00	70.00	70.00	7	165	0.00	0.00	0.00	-	75.00	-	2	-	22.50	70.00	22.50	22.50	22.50	22.50	1	20	0.00	0.00	0.00	-	56.50	-	-	-	1,900				
1,925	60.00	60.00	60.00	60.00	60.00	7	100	0.00	0.00	0.00	-	62.50	-	15	-	0.00	60.00	0.00	-	43.25	-	20	0.00	0.00	0.00	-	69.00	-	-	-	1,925					
1,950	0.00	0.00	0.00	-	28.00	-	22	70.00	70.00	70.00	70.00	70.00	1	-	-	0.00	0.00	0.00	-	57.50	-	20	0.00	0.00	0.00	-	83.00	-	-	-	1,950					
1,975	0.00	0.00	0.00	-	19.50	-	1	0.00	0.00	0.00	-	42.25	-	-	-	45.00	0.00	45.00	45.00	45.00	45.00	7	-	0.00	0.00	0.00	-	98.50	-	-	-	1,975				

FTSE/Athex Large Cap

(Trade Unit: 1 Index Point x 2€ - Exercise Style: European, Cash Settlement)

Call Options															Put Options																		
Exercise Price	March 2021							April 2021							Other Months		March 2021						April 2021						Other Months		Exercise Price		
	Open price	Price max	Price min	Last price	Closing price	Volume	Open Interest	Open price	Price max	Price min	Last price	Closing price	Volume	Open Interest	Volume	Open Interest	Open price	Price max	Price min	Last price	Closing price	Volume	Open Interest	Open price	Price max	Price min	Last price	Closing price	Volume	Open Interest		Volume	Open Interest
2,000	19.50	19.50	19.50	19.50	19.50	5	5	0.00	0.00	0.00	-	34.00	-	-			0.00	19.50	0.00	-	93.00	-	1	0.00	0.00	0.00	-	115.00	-	-			2,000
2,050	0.00	0.00	0.00	-	5.60	-	-	0.00	0.00	0.00	-	21.50	-	-			0.00	0.00	0.00	-	135.00	-	-	0.00	0.00	0.00	-	153.00	-	-			2,050
2,100	0.00	0.00	0.00	-	2.10	-	-	0.00	0.00	0.00	-	13.00	-	-			0.00	0.00	0.00	-	182.00	-	-	0.00	0.00	0.00	-	194.00	-	-			2,100
2,150	0.00	0.00	0.00	-	0.66	-	-	-	-	-	-	-	-	-			0.00	0.00	0.00	-	230.00	-	-	-	-	-	-	-	-	-			2,150
2,200	0.00	0.00	0.00	-	0.19	-	-	-	-	-	-	-	-	-			0.00	0.00	0.00	-	280.00	-	-	-	-	-	-	-	-	-			2,200
Totals:						20	566					1	157	0	0			9	424				0	0	0	0	0	0	0	0			
Number of Trades:						6						1		0			3						0					0					

ALPHA BANK (CR)

(Contract Size: 100 Securities, Exercise Style: American, Physical Delivery)

Call Options														Put Options																			
Exercise Price	March 2021						April 2021						Other Months		March 2021						April 2021						Other Months		Exercise Price				
	Open price	Price max	Price min	Last price	Closing price	Volume	Open Interest	Open price	Price max	Price min	Last price	Closing price	Volume	Open Interest	Volume	Open Interest	Open price	Price max	Price min	Last price	Closing price	Volume	Open Interest	Open price	Price max	Price min	Last price	Closing price		Volume	Open Interest	Volume	Open Interest
0.150	0.000	0.000	0.000		0.733	-	-						-	-			0.000	0.000	0.000		0.001	-	-						-	-			0.002
0.200	0.000	0.000	0.000		0.683	-	-						-	-			0.000	0.000	0.000		0.001	-	-						-	-			0.002
0.250	0.000	0.000	0.000		0.633	-	-						-	-			0.000	0.000	0.000		0.004	-	-						-	-			0.003
0.300	0.000	0.000	0.000		0.583	-	-						-	-			0.000	0.000	0.000		0.001	-	-						-	-			0.003
0.350	0.000	0.000	0.000		0.533	-	-						-	-			0.000	0.000	0.000		0.001	-	-						-	-			0.004
0.400	0.000	0.000	0.000		0.483	-	-						-	-			0.000	0.000	0.000		0.002	-	-						-	-			0.004
0.450	0.000	0.000	0.000		0.433	-	-	0.000	0.000	0.000		0.434	-	-			0.000	0.000	0.000		0.001	-	-	0.000	0.000	0.000		0.001	-	-			0.005
0.500	0.000	0.000	0.000		0.384	-	-	0.000	0.000	0.000		0.385	-	-			0.000	0.000	0.000		0.003	-	-	0.000	0.000	0.000		0.001	-	-			0.005
0.550	0.000	0.000	0.000		0.334	-	-	0.000	0.000	0.000		0.336	-	-			0.000	0.000	0.000		0.001	-	-	0.000	0.000	0.000		0.001	-	-			0.006
0.600	0.000	0.000	0.000		0.284	-	-	0.000	0.000	0.000		0.288	-	-			0.000	0.000	0.000		0.002	-	-	0.000	0.000	0.000		0.004	-	-			0.006
0.650	0.000	0.000	0.000		0.235	-	-	0.000	0.000	0.000		0.243	-	-			0.000	0.000	0.000		0.001	-	-	0.000	0.000	0.000		0.008	-	-			0.007
0.700	0.000	0.000	0.000		0.187	-	-	0.000	0.000	0.000		0.200	-	-			0.000	0.000	0.000		0.004	-	-	0.000	0.000	0.000		0.016	-	-			0.007
0.750	0.000	0.000	0.000		0.144	-	1	0.000	0.000	0.000		0.162	-	-			0.000	0.000	0.000		0.010	-	-	0.000	0.000	0.000		0.027	-	-			0.008
0.800	0.000	0.000	0.000		0.105	-	149	0.000	0.000	0.000		0.129	-	-			0.000	0.000	0.000		0.021	-	-	0.000	0.000	0.000		0.044	-	-			0.008
0.850	0.000	0.000	0.000		0.073	-	-	0.177	0.177	0.177	0.177	0.177	5	2			0.000	0.000	0.000		0.039	-	-	0.000	0.000	0.000		0.065	-	-			0.009
0.900	0.000	0.000	0.000		0.048	-	-	0.000	0.000	0.000		0.077	-	-			0.000	0.000	0.000		0.065	-	-	0.000	0.000	0.000		0.092	-	-			0.009
0.950	0.000	0.000	0.000		0.031	-	-	0.000	0.000	0.000		0.057	-	-			0.000	0.000	0.000		0.097	-	-	0.000	0.000	0.000		0.122	-	-			0.010
1.000	0.045	0.045	0.045	0.045	0.045	10	4	0.000	0.000	0.000		0.042	-	-			0.000	0.000	0.000		0.134	-	-	0.000	0.000	0.000		0.157	-	-			0.010
1.100	0.000	0.000	0.000		0.006	-	-	0.000	0.000	0.000		0.022	-	-			0.000	0.000	0.000		0.222	-	-	0.000	0.000	0.000		0.237	-	-			0.011
1.200	0.000	0.000	0.000		0.002	-	-	0.000	0.000	0.000		0.011	-	-			0.000	0.000	0.000		0.318	-	-	0.000	0.000	0.000		0.326	-	-			0.012
1.300	0.000	0.000	0.000		0.002	-	-	0.000	0.000	0.000		0.005	-	-			0.000	0.000	0.000		0.417	-	-	0.000	0.000	0.000		0.421	-	-			0.013
1.400	0.000	0.000	0.000		0.001	-	-						-	-			0.000	0.000	0.000		0.517	-	-					-	-			0.014	
1.500	0.000	0.000	0.000		0.001	-	-						-	-			0.000	0.000	0.000		0.617	-	-					-	-			0.015	
Totals:						10	154						5	2	0	0						10	0						0	0	0	0	
Number of Trades:							2							1	0							0.00							0		0		

NATIONAL BANK (CR)

(Contract Size: 100 Securities, Exercise Style: American, Physical Delivery)

Call Options														Put Options																		
March 2021							April 2021							Other Months		March 2021							April 2021							Other Months		Exercise Price
Open price	Price max	Price min	Last price	Closing price	Volume	Open Interest	Open price	Price max	Price min	Last price	Closing price	Volume	Open Interest	Volume	Open Interest	Open price	Price max	Price min	Last price	Closing price	Volume	Open Interest	Open price	Price max	Price min	Last price	Closing price	Volume	Open Interest	Volume	Open Interest	
0.600	0.000	0.000	0.000	1.53	-	-										0.000	0.000	0.000	0.001	-	-											0.006
0.650	0.000	0.000	0.000	1.48	-	-										0.000	0.000	0.000	0.001	-	-											0.007
0.700	0.000	0.000	0.000	1.43	-	-										0.000	0.000	0.000	0.001	-	-											0.007
0.750	0.000	0.000	0.000	1.38	-	-										0.000	0.000	0.000	0.001	-	-											0.008
0.800	0.000	0.000	0.000	1.33	-	-										0.000	0.000	0.000	0.001	-	-											0.008
0.850	0.000	0.000	0.000	1.28	-	-										0.000	0.000	0.000	0.001	-	-											0.009
0.900	0.000	0.000	0.000	1.23	-	-										0.000	0.000	0.000	0.001	-	-											0.009
0.950	0.000	0.000	0.000	1.18	-	-										0.000	0.000	0.000	0.001	-	-											0.010
1.000	0.000	0.000	0.000	1.13	-	-										0.000	0.000	0.000	0.001	-	-											0.010
1.100	0.000	0.000	0.000	1.03	-	-										0.000	0.000	0.000	0.001	-	-											0.011
1.200	0.000	0.000	0.000	0.931	-	-										0.000	0.000	0.000	0.001	-	-											0.012
1.300	0.000	0.000	0.000	0.831	-	-	0.000	0.000	0.000		0.836	-	-			0.000	0.000	0.000	0.001	-	-	0.000	0.000	0.000		0.003	-	-			0.013	
1.400	0.000	0.000	0.000	0.731	-	-	0.000	0.000	0.000		0.740	-	-			0.000	0.000	0.000	0.002	-	-	0.000	0.000	0.000		0.007	-	-			0.014	
1.500	0.000	0.000	0.000	0.632	-	-	0.000	0.000	0.000		0.648	-	-			0.000	0.000	0.000	0.001	-	-	0.000	0.000	0.000		0.014	-	-			0.015	
1.600	0.000	0.000	0.000	0.534	-	-	0.000	0.000	0.000		0.560	-	-			0.000	0.000	0.000	0.002	-	-	0.000	0.000	0.000		0.026	-	-			0.016	
1.700	0.000	0.000	0.000	0.438	-	-	0.000	0.000	0.000		0.478	-	-			0.000	0.000	0.000	0.006	-	-	0.000	0.000	0.000		0.044	-	-			0.017	
1.800	0.000	0.000	0.000	0.347	-	-	0.000	0.000	0.000		0.403	-	-			0.000	0.000	0.000	0.016	-	-	0.000	0.000	0.000		0.069	-	-			0.018	
1.900	0.000	0.000	0.000	0.265	-	-	0.000	0.000	0.000		0.335	-	-			0.000	0.000	0.000	0.033	-	-	0.000	0.000	0.000		0.101	-	-			0.019	
2.000	0.000	0.000	0.000	0.194	-	28	0.000	0.000	0.000		0.275	-	5			0.000	0.000	0.000	0.063	-	500	0.000	0.000	0.000		0.140	-	-			0.020	
2.200	0.000	0.000	0.000	0.091	-	2	0.000	0.000	0.000		0.180	-	-			0.000	0.000	0.000	0.159	-	-	0.000	0.000	0.000		0.245	-	-			0.022	
2.400	0.000	0.000	0.000	0.035	-	-	0.000	0.000	0.000		0.113	-	-			0.000	0.000	0.000	0.303	-	-	0.000	0.000	0.000		0.378	-	-			0.024	
2.600	0.000	0.000	0.000	0.012	-	-	0.000	0.000	0.000		0.068	-	-			0.000	0.000	0.000	0.480	-	-	0.000	0.000	0.000		0.532	-	-			0.026	
2.800	0.000	0.000	0.000	0.003	-	-	0.000	0.000	0.000		0.039	-	-			0.000	0.000	0.000	0.672	-	-	0.000	0.000	0.000		0.704	-	-			0.028	
3.000	0.000	0.000	0.000	0.001	-	-	0.000	0.000	0.000		0.022	-	-			0.000	0.000	0.000	0.870	-	-	0.000	0.000	0.000		0.887	-	-			0.030	
3.200	0.000	0.000	0.000	0.002	-	-	0.000	0.000	0.000		0.013	-	-			0.000	0.000	0.000	1.07	-	-	0.000	0.000	0.000		1.08	-	-			0.032	
Totals:					0	30						0	5	0	0							0	500						0	0	0	0
Number of Trades:					0							0		0								0.00							0		0	



OPAP (CR)

(Contract Size: 100 Securities, Exercise Style: American, Physical Delivery)

Call Options														Put Options																			
March 2021							April 2021							Other Months		March 2021							April 2021							Other Months		Exercise Price	
Open price	Price max	Price min	Last price	Closing price	Volume	Open Interest	Open price	Price max	Price min	Last price	Closing price	Volume	Open Interest	Volume	Open Interest	Open price	Price max	Price min	Last price	Closing price	Volume	Open Interest	Open price	Price max	Price min	Last price	Closing price	Volume	Open Interest	Volume	Open Interest		
4.000	0.000	0.000	0.000	7.14	-	-										0.000	0.000	0.000	0.001	-	-											0.040	
4.400	0.000	0.000	0.000	6.74	-	-										0.000	0.000	0.000	0.002	-	-											0.044	
4.800	0.000	0.000	0.000	6.34	-	-										0.000	0.000	0.000	0.001	-	-											0.048	
5.200	0.000	0.000	0.000	5.95	-	-										0.000	0.000	0.000	0.001	-	-											0.052	
5.600	0.000	0.000	0.000	5.55	-	-										0.000	0.000	0.000	0.001	-	-											0.056	
6.000	0.000	0.000	0.000	5.15	-	-										0.000	0.000	0.000	0.001	-	-											0.060	
6.400	0.000	0.000	0.000	4.75	-	-										0.000	0.000	0.000	0.001	-	-											0.064	
6.800	0.000	0.000	0.000	4.35	-	-										0.000	0.000	0.000	0.001	-	-											0.068	
7.200	0.000	0.000	0.000	3.95	-	-										0.000	0.000	0.000	0.001	-	-											0.072	
7.600	0.000	0.000	0.000	3.55	-	-										0.000	0.000	0.000	0.001	-	-											0.076	
8.000	0.000	0.000	0.000	3.15	-	-	0.000	0.000	0.000		3.16	-	-			0.000	0.000	0.000	0.001	-	-	0.000	0.000	0.000		0.002	-	-			0.080		
8.400	0.000	0.000	0.000	2.75	-	-	0.000	0.000	0.000		2.77	-	-			0.000	0.000	0.000	0.001	-	-	0.000	0.000	0.000		0.006	-	-			0.084		
8.800	0.000	0.000	0.000	2.35	-	-	0.000	0.000	0.000		2.38	-	-			0.000	0.000	0.000	0.001	-	-	0.000	0.000	0.000		0.017	-	-			0.088		
9.200	0.000	0.000	0.000	1.95	-	-	0.000	0.000	0.000		2.00	-	-			0.000	0.000	0.000	0.001	-	-	0.000	0.000	0.000		0.040	-	-			0.092		
9.600	0.000	0.000	0.000	1.56	-	5	0.000	0.000	0.000		1.65	-	-			0.000	0.000	0.000	0.006	-	15	0.000	0.000	0.000		0.081	-	-			0.096		
10.000	0.000	0.000	0.000	1.18	-	-	0.000	0.000	0.000		1.32	-	-			0.000	0.000	0.000	0.026	-	-	0.000	0.000	0.000		0.153	-	-			0.100		
11.000	0.000	0.000	0.000	0.415	-	-	0.000	0.000	0.000		0.667	-	-			0.000	0.000	0.000	0.264	-	-	0.000	0.000	0.000		0.501	-	-			0.110		
12.000	0.000	0.000	0.000	0.077	-	-	0.350	0.350	0.350	0.350	0.350	3	-			0.000	0.000	0.000	0.927	-	-	0.000	0.000	0.000		1.11	-	-			0.120		
13.000	0.000	0.000	0.000	0.007	-	-	0.000	0.000	0.000		0.095	-	-			0.000	0.000	0.000	1.86	-	-	0.000	0.000	0.000		1.93	-	-			0.130		
14.000	0.000	0.000	0.000	0.001	-	-	0.000	0.000	0.000		0.027	-	-			0.000	0.000	0.000	2.86	-	-	0.000	0.000	0.000		2.87	-	-			0.140		
15.000	0.000	0.000	0.000	0.001	-	-	0.000	0.000	0.000		0.006	-	-			0.000	0.000	0.000	3.86	-	-	0.000	0.000	0.000		3.86	-	-			0.150		
16.000	0.000	0.000	0.000	0.001	-	-	0.000	0.000	0.000		0.001	-	-			0.000	0.000	0.000	4.86	-	-	0.000	0.000	0.000		4.86	-	-			0.160		
Totals:					0	5						3	0	0	0							0	15						0	0	0	0	0
Number of Trades:					0							1	0	0									0.00						0	0	0		

OTE (CR)

(Contract Size: 100 Securities, Exercise Style: American, Physical Delivery)

Call Options														Put Options																		
March 2021							April 2021							Other Months		March 2021							April 2021							Other Months		Exercise Price
Open price	Price max	Price min	Last price	Closing price	Volume	Open Interest	Open price	Price max	Price min	Last price	Closing price	Volume	Open Interest	Volume	Open Interest	Open price	Price max	Price min	Last price	Closing price	Volume	Open Interest	Open price	Price max	Price min	Last price	Closing price	Volume	Open Interest	Volume	Open Interest	
8.000	0.000	0.000	0.000	4.66	-	-										0.000	0.000	0.000	0.001	-	-											0.080
8.400	0.000	0.000	0.000	4.26	-	-										0.000	0.000	0.000	0.001	-	-											0.084
8.800	0.000	0.000	0.000	3.86	-	-	0.000	0.000	0.000	3.87	-	-				0.000	0.000	0.000	0.001	-	-	0.000	0.000	0.000	0.001	-	-				0.088	
9.200	0.000	0.000	0.000	3.46	-	-	0.000	0.000	0.000	3.47	-	-				0.000	0.000	0.000	0.001	-	-	0.000	0.000	0.000	0.001	-	-				0.092	
9.600	0.000	0.000	0.000	3.06	-	-	0.000	0.000	0.000	3.08	-	-				0.000	0.000	0.000	0.001	-	-	0.000	0.000	0.000	0.003	-	-				0.096	
10.000	0.000	0.000	0.000	2.66	-	-	0.000	0.000	0.000	2.68	-	-				0.000	0.000	0.000	0.001	-	-	0.000	0.000	0.000	0.009	-	-				0.100	
11.000	0.000	0.000	0.000	1.67	-	-	0.000	0.000	0.000	1.75	-	-				0.000	0.000	0.000	0.007	-	-	0.000	0.000	0.000	0.072	-	-				0.110	
12.000	0.000	0.000	0.000	0.777	-	-	0.000	0.000	0.000	0.974	-	-				0.000	0.000	0.000	0.115	-	-	0.000	0.000	0.000	0.294	-	-				0.120	
13.000	0.242	0.331	0.242	0.331	0.331	4	425	0.000	0.000	0.000	0.446	-	5			0.000	0.000	0.000	0.560	-	-	0.000	0.000	0.000	0.766	-	-				0.130	
14.000	0.000	0.000	0.000	0.033	-	-	0.000	0.000	0.000	0.166	-	66				0.000	0.000	0.000	1.37	-	-	0.000	0.000	0.000	1.49	-	-				0.140	
15.000	0.000	0.000	0.000	0.003	-	-	0.000	0.000	0.000	0.052	-	-				0.000	0.000	0.000	2.35	-	-	0.000	0.000	0.000	2.38	-	-				0.150	
16.000	0.000	0.000	0.000	0.001	-	-	0.000	0.000	0.000	0.013	-	-				0.000	0.000	0.000	3.35	-	-	0.000	0.000	0.000	3.35	-	-				0.160	
17.000	0.000	0.000	0.000	0.001	-	-	0.000	0.000	0.000	0.003	-	-				0.000	0.000	0.000	4.35	-	-	0.000	0.000	0.000	4.35	-	-				0.170	
18.000	0.000	0.000	0.000	0.001	-	-	0.000	0.000	0.000	0.001	-	-				0.000	0.000	0.000	5.35	-	-	0.000	0.000	0.000	5.35	-	-				0.180	
19.000	0.000	0.000	0.000	0.001	-	-										0.000	0.000	0.000	6.35	-	-										0.190	
Totals:					4	425					0	71	0	0					4	0									0	11	0	0
Number of Trades:					2						0		0						0.00									0		0		

PIRAEUS FINANCIAL HOLD (CR)

(Contract Size: 100 Securities, Exercise Style: American, Physical Delivery)

Call Options														Put Options																		
Exercise Price	March 2021						April 2021						Other Months		March 2021						April 2021						Other Months		Exercise Price			
	Open price	Price max	Price min	Last price	Closing price	Volume	Open Interest	Open price	Price max	Price min	Last price	Closing price	Volume	Open Interest	Volume	Open Interest	Open price	Price max	Price min	Last price	Closing price	Volume	Open Interest	Open price	Price max	Price min	Last price	Closing price		Volume	Open Interest	Volume
0.350	0.000	0.000	0.000	0.430	-	-											0.000	0.000	0.000	0.001	-	-										0.004
0.400	0.000	0.000	0.000	0.380	-	-											0.000	0.000	0.000	0.001	-	-										0.004
0.450	0.000	0.000	0.000	0.330	-	-	0.000	0.000	0.000	0.332	-	-					0.000	0.000	0.000	0.003	-	-	0.000	0.000	0.000	0.001	-	-			0.005	
0.500	0.000	0.000	0.000	0.281	-	-	0.000	0.000	0.000	0.285	-	-					0.000	0.000	0.000	0.001	-	-	0.000	0.000	0.000	0.003	-	-			0.005	
0.550	0.000	0.000	0.000	0.231	-	-	0.000	0.000	0.000	0.239	-	-					0.000	0.000	0.000	0.001	-	-	0.000	0.000	0.000	0.008	-	-			0.006	
0.600	0.000	0.000	0.000	0.184	-	-	0.000	0.000	0.000	0.198	-	-					0.000	0.000	0.000	0.003	-	-	0.000	0.000	0.000	0.016	-	-			0.006	
0.650	0.000	0.000	0.000	0.140	-	-	0.000	0.000	0.000	0.160	-	-					0.000	0.000	0.000	0.010	-	-	0.000	0.000	0.000	0.028	-	-			0.007	
0.700	0.000	0.000	0.000	0.102	-	-	0.000	0.000	0.000	0.127	-	-					0.000	0.000	0.000	0.021	-	150	0.000	0.000	0.000	0.046	-	-			0.007	
0.750	0.000	0.000	0.000	0.070	-	60	0.000	0.000	0.000	0.100	-	-					0.000	0.000	0.000	0.040	-	-	0.000	0.000	0.000	0.068	-	-			0.008	
0.800	0.000	0.000	0.000	0.046	-	5	0.000	0.000	0.000	0.077	-	-					0.000	0.000	0.000	0.066	-	-	0.000	0.000	0.000	0.095	-	-			0.008	
0.850	0.000	0.000	0.000	0.029	-	-	0.000	0.000	0.000	0.058	-	-					0.000	0.000	0.000	0.098	-	-	0.000	0.000	0.000	0.126	-	-			0.009	
0.900	0.000	0.000	0.000	0.017	-	20	0.000	0.000	0.000	0.043	-	-					0.000	0.000	0.000	0.136	-	-	0.000	0.000	0.000	0.161	-	-			0.009	
0.950	0.000	0.000	0.000	0.010	-	-	0.000	0.000	0.000	0.032	-	-					0.000	0.000	0.000	0.179	-	-	0.000	0.000	0.000	0.200	-	-			0.010	
1.000	0.000	0.000	0.000	0.005	-	-	0.000	0.000	0.000	0.024	-	-					0.000	0.000	0.000	0.225	-	7	0.000	0.000	0.000	0.242	-	-			0.010	
1.100	0.000	0.000	0.000	0.001	-	-	0.000	0.000	0.000	0.012	-	-					0.000	0.000	0.000	0.321	-	-	0.000	0.000	0.000	0.330	-	-			0.011	
1.200	0.000	0.000	0.000	0.001	-	-	0.000	0.000	0.000	0.006	-	-					0.000	0.000	0.000	0.420	-	-	0.000	0.000	0.000	0.425	-	-			0.012	
1.300	0.000	0.000	0.000	0.005	-	-	0.000	0.000	0.000	0.003	-	-					0.000	0.000	0.000	0.520	-	-	0.000	0.000	0.000	0.522	-	-			0.013	
1.400	0.000	0.000	0.000	0.003	-	-	0.000	0.000	0.000	0.002	-	-					0.000	0.000	0.000	0.620	-	-	0.000	0.000	0.000	0.620	-	-			0.014	
1.500	0.000	0.000	0.000	0.001	-	-	0.000	0.000	0.000	0.001	-	-					0.000	0.000	0.000	0.720	-	-	0.000	0.000	0.000	0.720	-	-			0.015	
1.600	0.000	0.000	0.000	0.001	-	-	0.000	0.000	0.000	0.001	-	-					0.000	0.000	0.000	0.820	-	-	0.000	0.000	0.000	0.820	-	-			0.016	
1.700	0.000	0.000	0.000	0.001	-	-					-	-					0.000	0.000	0.000	0.920	-	-					-	-			0.017	
1.800	0.000	0.000	0.000	0.001	-	-					-	-					0.000	0.000	0.000	1.02	-	-					-	-			0.018	
1.900	0.000	0.000	0.000	0.001	-	-					-	-					0.000	0.000	0.000	1.12	-	-					-	-			0.019	
2.000	0.000	0.000	0.000	0.001	-	-					-	-					0.000	0.000	0.000	1.22	-	-					-	-			0.020	
2.200	0.000	0.000	0.000	0.002	-	-					-	-					0.000	0.000	0.000	1.42	-	-					-	-			0.022	
2.400	0.000	0.000	0.000	0.001	-	-					-	-					0.000	0.000	0.000	1.62	-	-					-	-			0.024	
Totals:						0							85																			0
Number of Trades:						0							0																			0

PPC (CR)

(Contract Size: 100 Securities, Exercise Style: American, Physical Delivery)

Call Options														Put Options																			
March 2021							April 2021							Other Months		March 2021							April 2021							Other Months			
Exercise Price	Open price	Price max	Price min	Last price	Closing price	Volume	Open Interest	Open price	Price max	Price min	Last price	Closing price	Volume	Open Interest	Volume	Open Interest	Open price	Price max	Price min	Last price	Closing price	Volume	Open Interest	Open price	Price max	Price min	Last price	Closing price	Volume	Open Interest	Volume	Open Interest	Exercise Price
1.400	0.000	0.000	0.000		7.66	-	-										0.000	0.000	0.000		0.001	-	-										0.014
1.500	0.000	0.000	0.000		7.56	-	-										0.000	0.000	0.000		0.002	-	-										0.015
1.600	0.000	0.000	0.000		7.46	-	-										0.000	0.000	0.000		0.001	-	-										0.016
1.700	0.000	0.000	0.000		7.36	-	-										0.000	0.000	0.000		0.001	-	-										0.017
1.800	0.000	0.000	0.000		7.26	-	-										0.000	0.000	0.000		0.001	-	-										0.018
1.900	0.000	0.000	0.000		7.16	-	-										0.000	0.000	0.000		0.001	-	-										0.019
2.000	0.000	0.000	0.000		7.06	-	-										0.000	0.000	0.000		0.001	-	-										0.020
2.200	0.000	0.000	0.000		6.86	-	-										0.000	0.000	0.000		0.001	-	-										0.022
2.400	0.000	0.000	0.000		6.66	-	-										0.000	0.000	0.000		0.001	-	-										0.024
2.600	0.000	0.000	0.000		6.46	-	-										0.000	0.000	0.000		0.001	-	-										0.026
2.800	0.000	0.000	0.000		6.26	-	-										0.000	0.000	0.000		0.001	-	-										0.028
3.000	0.000	0.000	0.000		6.06	-	-										0.000	0.000	0.000		0.002	-	-										0.030
3.200	0.000	0.000	0.000		5.86	-	-										0.000	0.000	0.000		0.001	-	-										0.032
3.400	0.000	0.000	0.000		5.66	-	-										0.000	0.000	0.000		0.001	-	-										0.034
3.600	0.000	0.000	0.000		5.46	-	-										0.000	0.000	0.000		0.001	-	-										0.036
3.800	0.000	0.000	0.000		5.26	-	-										0.000	0.000	0.000		0.001	-	-										0.038
4.000	0.000	0.000	0.000		5.06	-	-										0.000	0.000	0.000		0.001	-	-										0.040
4.400	0.000	0.000	0.000		4.66	-	-										0.000	0.000	0.000		0.001	-	-										0.044
4.800	0.000	0.000	0.000		4.26	-	-	0.000	0.000	0.000		4.27	-	-			0.000	0.000	0.000		0.001	-	-	0.000	0.000	0.000		0.001	-	-			0.048
5.200	0.000	0.000	0.000		3.87	-	-	0.000	0.000	0.000		3.87	-	-			0.000	0.000	0.000		0.001	-	-	0.000	0.000	0.000		0.001	-	-			0.052
5.600	0.000	0.000	0.000		3.47	-	-	0.000	0.000	0.000		3.47	-	-			0.000	0.000	0.000		0.001	-	-	0.000	0.000	0.000		0.001	-	-			0.056
6.000	0.000	0.000	0.000		3.07	-	-	0.000	0.000	0.000		3.08	-	-			0.000	0.000	0.000		0.001	-	-	0.000	0.000	0.000		0.001	-	-			0.060
6.400	0.000	0.000	0.000		2.67	-	2	0.000	0.000	0.000		2.68	-	-			0.000	0.000	0.000		0.001	-	3	0.000	0.000	0.000		0.003	-	-			0.064
6.800	0.000	0.000	0.000		2.27	-	-	0.000	0.000	0.000		2.29	-	-			0.000	0.000	0.000		0.001	-	5	0.000	0.000	0.000		0.009	-	-			0.068
7.200	0.000	0.000	0.000		1.87	-	6	0.000	0.000	0.000		1.91	-	-			0.000	0.000	0.000		0.001	-	-	0.000	0.000	0.000		0.027	-	-			0.072
7.600	0.000	0.000	0.000		1.48	-	70	0.000	0.000	0.000		1.54	-	-			0.000	0.000	0.000		0.008	-	11	0.000	0.000	0.000		0.064	-	-			0.076
8.000	0.000	0.000	0.000		1.10	-	22	0.000	0.000	0.000		1.21	-	-			0.000	0.000	0.000		0.032	-	-	0.000	0.000	0.000		0.128	-	-			0.080
8.400	0.000	0.000	0.000		0.760	-	54	0.000	0.000	0.000		0.917	-	3			0.000	0.000	0.000		0.092	-	-	0.000	0.000	0.000		0.236	-	-			0.084
8.800	0.000	0.000	0.000		0.481	-	158	0.000	0.000	0.000		0.671	-	-			0.000	0.000	0.000		0.212	-	-	0.000	0.000	0.000		0.390	-	-			0.088
9.200	0.235	0.235	0.235	0.235	0.235	2	27	0.000	0.000	0.000		0.474	-	9			0.000	0.000	0.000		0.409	-	-	0.000	0.000	0.000		0.592	-	-			0.092
9.600	0.000	0.000	0.000		0.142	-	5	0.000	0.000	0.000		0.322	-	8			0.000	0.000	0.000		0.674	-	-	0.000	0.000	0.000		0.841	-	-			0.096
10.000	0.000	0.000	0.000		0.066	-	-	0.000	0.000	0.000		0.211	-	5			0.000	0.000	0.000		0.998	-	-	0.000	0.000	0.000		1.13	-	-			0.100
11.000	0.000	0.000	0.000		0.006	-	-	0.000	0.000	0.000		0.063	-	-			0.000	0.000	0.000		1.94	-	-	0.000	0.000	0.000		1.98	-	-			0.110
12.000	0.000	0.000	0.000		0.002	-	-	0.000	0.000	0.000		0.015	-	-			0.000	0.000	0.000		2.94	-	-	0.000	0.000	0.000		2.94	-	-			0.120
13.000	0.000	0.000	0.000		0.001	-	-	0.000	0.000	0.000		0.003	-	-			0.000	0.000	0.000		3.94	-	-	0.000	0.000	0.000		3.94	-	-			0.130

PPC (CR)

(Contract Size: 100 Securities, Exercise Style: American, Physical Delivery)

		Call Options												Put Options																		
		March 2021				April 2021				Other Months				March 2021				April 2021				Other Months				Exercise Price						
Exercise Price	Open price	Price max	Price min	Last price	Closing price	Volume	Open Interest	Open price	Price max	Price min	Last price	Closing price	Volume	Open Interest	Volume	Open Interest	Open price	Price max	Price min	Last price	Closing price	Volume	Open Interest	Volume	Open Interest	Volume	Open Interest	Exercise Price				
Totals:							2	344						0	25		0	0						2	19		0	22		0	0	
Number of Trades:							1							0		0						0.00				0		0				

Lending Products	Underlying Title	Open Interest[5]	Multilateral Transactions[1]				Bilateral Transactions[2]		Stock Borrowing through OTC (volume)[3]	
			Volume(Offered)	Average Weighted	Transactions volume	Average Weighted	Transactions Volume	Average Weighted	Transactions Volume	
ADMIEBOR	ADMIE (IPTO) HOLDING S.A. (CR)	1,476	---	---	---	---	---	---	196,344	
AEGNBOR	AEGEAN AIRLINES (CR)	8,402	---	---	---	---	---	---	90,389	
ALPHABOR	ALPHA BANK (CR)	113,800	---	---	---	---	---	---	38,388,478	
ALMYBOR	ALUMIL (CR)	---	---	---	---	---	---	---	---	
TATTBOR	ATTICA BANK S.A. (CR)	14,300	---	---	---	---	---	---	370	
EEEBOR	CC HBC AG (CR)	3,983	---	---	---	---	---	---	70,546	
CENERBOR	CENERGY HOLDINGS (CB)	1,500	---	---	---	---	---	---	---	
ELLAKTORBOR	ELLAKTOR (CR)	8,200	---	---	---	---	10,000	0.01%	130,898	
EUROBBOR	EUROBANK HOLDINGS (CR)	33,327	---	---	---	---	---	---	39,616,142	
EYDAPBOR	EYDAP S.A. (CR)	300	---	---	---	---	---	---	255,864	
FFGRPBOR	FOLLI FOLLIE (CR)	---	---	---	---	---	---	---	897,835	
FOYRKBOR	FOURLIS (CR)	1,800	---	---	---	---	---	---	34,608	
GEKTERNABOR	GEK TERNA (CR)	5,200	---	---	---	---	2,000	0.01%	23,993	
SARBOR	GR. SARANTIS S.A. (CR)	---	---	---	---	---	---	---	16,890	
EXAEBOR	HELLENIC EXCHANGES-A.S.E. (CR)	3,000	---	---	---	---	---	---	302,782	
ELPEBOR	HELLENIC PETROLEUM (CR)	1,300	---	---	1,600	3.03%	---	---	257,216	
INTRKBOR	INTRACOM HOLDINGS (CR)	---	---	---	---	---	---	---	---	
BELABOR	JUMBO SA (CR)	6,005	---	---	---	---	---	---	136,075	
LAMDABOR	LAMDA DEVELOPMENT SA (CR)	500	---	---	---	---	---	---	24,542	
MIGBOR	MARFIN INVESTMENT GROUP (CR)	4,000	---	---	---	---	---	---	794,474	
MOHBOR	MOTOR OIL (CR)	1,500	---	---	---	---	---	---	401,165	
MYTILBOR	MYTILINEOS (CR)	---	---	---	1,341	2.65%	---	---	64,554	
ETEBOR	NATIONAL BANK (CR)	---	---	---	---	---	---	---	10,969,150	
OPAPBOR	OPAP (CR)	59,052	---	---	600	2.65%	---	---	1,405,756	
HTOBOR	OTE (CR)	3,500	---	---	---	---	---	---	578,377	
PPABOR	P.P.A. S.A. (CR)	4,005	---	---	---	---	---	---	10,401	
TPEIRBOR	PIRAEUS FINANCIAL HOLD (CR)	50,589	---	---	---	---	---	---	22,957,250	
PLAISBOR	PLAISIO COMPUTERS SA (CR)	---	---	---	---	---	---	---	4,000	
PPCBOR	PPC (CR)	42,403	---	---	---	---	---	---	1,850,512	
QUALBOR	QUALITY & RELIABILITY SA (CR)	---	---	---	---	---	---	---	---	
TENERGYBOR	TERNA ENERGY (CR)	14,348	---	---	---	---	---	---	594,705	

## Stock Lending Notes

[1] - Multilateral contracts Lending or Borrowing as per Methods 8-1, 8-2 and 8-3-3 (According to ATHEX BoD Resolution No.17)

[2] - Bilateral Contracts Lending or Borrowing as per Methods 8-3-1 and 8-3-2 (According to ATHEX BoD Resolution No.20 )

[3] - The information concerning OTC Stock Borrowing Transactions is based on the statements of the Dematerialised Securities System (DSS) operators involved and refers to volumes that have been registered up until the previous working day.

[4] - Average Price (Volume weighted)

[5] - The Data concerning Open Interest before the start of trading session

Lending Products	Underlying Title	Open Interest[5]	Multilateral Transactions[1]				Bilateral Transactions[2]		Stock Borrowing through OTC (volume)[3]
			Volume(Offered)	Average Weighted	Transactions volume	Average Weighted	Transactions Volume	Average Weighted	Transactions Volume
TITCBOR	TITAN CEMENT (CB)	4,800	---	---	150	2.65%	---	---	263,148
VIOBOR	VIOHALCO SA/IV (CB)	8,841	---	---	---	---	---	---	---

#### Stock Lending Notes

[1] - Multilateral contracts Lending or Borrowing as per Methods 8-1, 8-2 and 8-3-3 (According to ATHEX BoD Resolution No.17)

[2] - Bilateral Contracts Lending or Borrowing as per Methods 8-3-1 and 8-3-2 (According to ATHEX BoD Resolution No.20 )

[3] - The information concerning OTC Stock Borrowing Transactions is based on the statements of the Dematerialised Securities System (DSS) operators involved and refers to volumes that have been registered up until the previous working day.

[4] - Average Price (Volume weighted)

[5] - The Data concerning Open Interest before the start of trading session

## Sectors codification for listed companies

12003-	ETF	10101010	Computer Services
10101015	Software	10102030	Computer Hardware
15101010	Telecommunications Equipment	15102015	Telecommunications Services
20101010	Health Care Facilities	20101025	Health Care Services
20102010	Medical Equipment	20103015	Pharmaceuticals
30101010	Banks	30202000	Diversified Financial Services
30202010	Asset Managers & Custodians	30202015	Investment Services
30302010	Full Line Insurance	30302015	Insurance Brokers
30302025	Property and Casualty Insurance	35101010	Real Estate Holding and Development
35101015	Real Estate Services	35102000	Diversified REITs
35102030	Office REITs	40201040	Rental & Leasing Services: Consumer
40202010	Home Construction	40202015	Household Furnishings
40202020	Household Appliance	40203040	Electronic Entertainment
40203045	Toys	40204020	Clothing & Accessories
40301010	Entertainment	40301030	Publishing
40301035	Radio & TV Broadcasters	40401010	Diversified Retailers
40401020	Apparel Retailers	40401025	Home Improvement Retailers
40401030	Specialty Retailers	40501010	Airlines
40501015	Travel & Tourism	40501020	Casinos & Gambling
40501025	Hotels & Motels	45101015	Distillers & Vintners
45101020	Soft Drinks	45102010	Farming Fishing Ranching & Plantations
45102020	Food Products	45103010	Tobacco
45201010	Food Retailers & Wholesalers	45201020	Personal Products
50101010	Construction	50101030	Cement
50101035	Building Materials: Other	50202010	Electrical Components
50203000	Diversified Industrials	50203015	Plastics
50203030	Containers & Packaging	50204000	Machinery: Industrial
50204020	Machinery: Construction & Handling	50205010	Industrial Suppliers
50205020	Back Office Support HR & Consulting	50205030	Forms & Bulk Printing Services
50206015	Commercial Vehicles & Parts	50206030	Marine Transportation
50206060	Transportation Services	55101000	Diversified Materials
55101020	Textile Products	55102000	General Mining
55102010	Iron & Steel	55102015	Metal Fabricating
55102035	Aluminum	60101000	Integrated Oil & Gas
60101020	Oil Refining and Marketing	65101010	Alternative Electricity
65101015	Conventional Electricity	65102030	Water





**ATHEX**  
Athens Stock Exchange

Λεωφ. Αθηνών 110 104 42 Αθήνα  
110, Athinon Ave. GR 104 42 Athens  
tel. (+30)210-33.66.800, fax (+30)210-33.66.101  
[www.athexgroup.gr](http://www.athexgroup.gr)