

21

Ημερήσιο Δελτίο
Συναλλακτικής Δραστηριότητας

Daily Official List
of Trading Activity

Monday, 15 February, 2021
Year: 142 Trading Day No: 30



ATHEXGROUP
Athens Exchange Group

Disclaimer:

Hellenic Exchanges-Athens Stock Exchange S.A endeavours to ensure that the data and other material ("Information") presented on the Daily Official List are accurate and complete, but it is not liable for any errors or omissions of data or /and for the accuracy, credibility, updating and completeness of the aforesaid information nor it has any liability arising directly or indirectly from the use of the above Information.

The Company is not liable for the accuracy of the data included in listed companies' announcements. Only the sender of such an announcement is fully and solely liable for any infringement of third party's rights from the content of such announcement. All contents of the Daily Official List are provided only for information purposes and do not constitute investment advice or solicitation to invest in securities or other products listed for trading on the Exchange.

You acknowledge and agree that the Company is the owner of any property rights related to any Information appearing on the Daily Official List including intellectual property rights copyright, trademarks, etc.

The above data are a property of the Hellenic Exchanges-Athens Exchange and are copyright protected. Users are forbidden to reproduce, modify, copy, sale, transmit or redistribute, by all reproduction means and methods, part or the whole of the above data, without reference to their source.

The commercial exploitation of these data is, also, forbidden by third parties. Hellenic Exchanges-Athens Exchange does not carry any responsibility, direct or indirect, derived from usage or accidental alteration of the above data when used by third parties.

Hellenic Exchanges – Athens Stock Exchange S.A.

110 Athinon Ave., 10442 Athens, Tel: (210) 33.66.800, Fax: (210) 32.13.938

www.athexgroup.gr

Thessalonica Stock Exchange Center (T.S.E.C)

16-18 Katouni Str., Thessalonica 546 25 Tel: (2310) 567.667, Fax: (2310) 530.545

Athex Members Guarantee Fund

14-16 Fidiou Str., Athens 106 78, Tel: (210) 33.04.682, Fax: (210) 33.04.155

Hellenic Republic Capital Market Commission

1 Kolokotroni Str. & 1 Stadiou Str., Athens 10562 Tel: (210) 33.77.100 Fax: (210) 33.77.173

Table of Contents

Section 1: Statistical Figures of Securities, Derivatives and Lending

Summary of Markets

Athex Indices

Analytic Figures for Athex Market's Boards and Categories

Trading Details by Athex Sectors and Financial Instruments (ETFs)

Top 10 best & worst performing Shares

Derivatives Summary

Section 2: Analytic Figures of Shares Transactions

Analytic Figures of Shares Transactions

Shares' Notes

Section 3: Figures of Securities Transactions

Securities Blocks Details

Shares Rights Details

Stock Borrowing

Securities Forced Sales

Forced Sales Registered Shares

Exchange Traded Funds (ETFs) Characteristics

Section 5: Bonds traded in Fixed Income Assets Market

Convertible Corporate Bonds - Regulated Market

Non Convertible Corporate Bonds - Regulated Market

Government Bonds

Treasury Bills & Zero Coupon Government Bonds

Government Bonds Traded with the Open Outcry Method

State Banks Bonds

Section 6: Additional Infos

Athex & ATHEXClear Members List

List of Stocks under Market Making operations

Section 7: Derivatives Market Analytic Figures

Index Futures

Stock Futures

Index Options

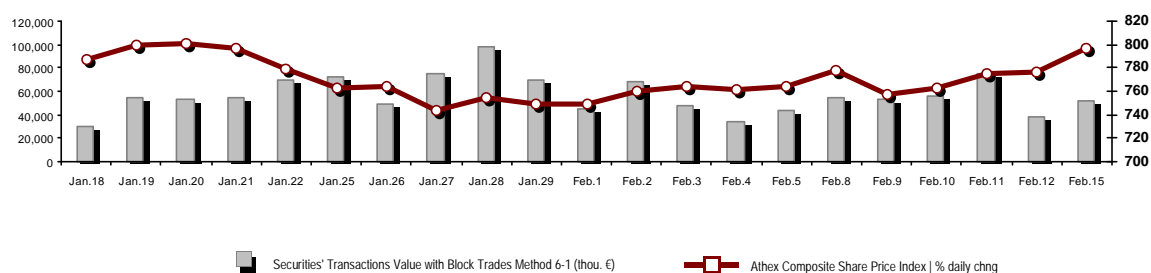
Stock Options

Stock Lending Analytic Figures

Appendix A: Sectors codification for listed companies

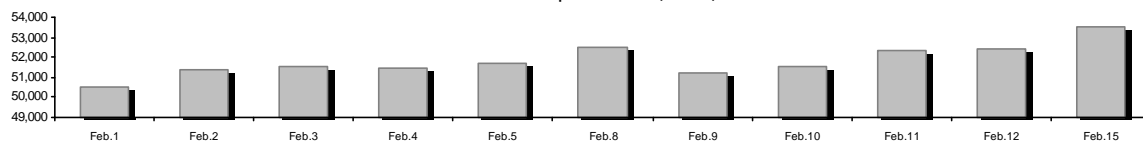
Summary of Markets

Athex Composite Share Price Index vs Shares and Derivatives Transactions Value

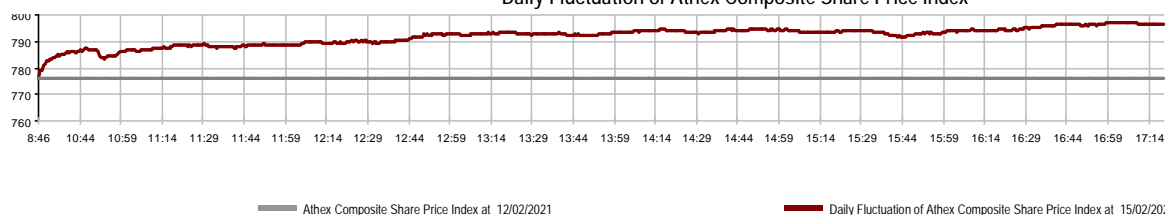


Athex Capitalisation (mill. €) **:	53,520.59		Derivatives Total Open Interest	347,643
Daily change: mill. € %	1,098.73	2.10%	in Index Futures % daily chng	4,924 0.02%
Yearly Avg Capitalisation: mill. € % chng prev year Avg	52,342.28	10.45%	in Stock Futures % daily chng	339,520 1.93%
Athex Composite Share Price Index % daily chng	796.38	2.61%	in Index Options % daily chng	1,935 1.57%
Athex Composite Share Price Index Capitalisation (mill. €)	47,614.17		in Stock Options % daily chng	1,264 1.44%
Daily change (mill. €)	1,098.28			
Securities' Transactions Value with Block Trades Method 6-1 (t)	51,657.38		Derivatives Contracts Volume:	58,289
Daily change: %	13,428.21	35.13%	Daily change: pieces %	30,085 106.67%
YTD Avg Trans. Value: thou. € % chng prev year Avg	59,581.63	-6.96%	YTD Avg Derivatives Contracts % chng prev year Avg	40,892 2.07%
Blocks Transactions Value of Method 6-1 (thou. €)	7,185.45		Derivatives Trades Number:	3,481
Blocks Transactions Value of Method 6-2 & 6-3 (thou. €)	8.43		Daily change: number %	1,523 77.78%
Bonds Transactions Value (thou.€)	542.27		YTD Avg Trades number % chng prev year Avg	2,603 -1.92%
Securities' Transactions Volume with Block Trades Method 6-1 (th	31,700.53		Lending Total Open Interest	530,301
Daily change: thou. pieces %	11,037.73	53.42%	Daily change: pieces %	-830 -0.16%
YTD Avg Volume: % chng prev year Avg	30,649.74	-25.41%	Lending Volume (Multilateral/Bilateral)	5,700
Blocks Transactions Volume of Method 6-1 (thou. Pieces)	5,440.41		Daily change: pieces %	-25,970
Blocks Transactions Volume of Method 6-2 & 6-3 (thou. Pieces)	0.30		Multilateral Lending	1,200
Bonds Transactions Volume	555,000		Bilateral Lending	4,500
Securities' Trades Number with Block Trades Method 6-1	27,823		Lending Trades Number:	4
Daily change: number %	6,959	33.35%	Daily change: %	-8
YTD Avg Trades number % chng prev year Avg	30,801	-5.62%	Multilateral Lending Trades Number	3
Number of Blocks Method 6-1	10		Bilateral Lending Trades Number	1
Number of Blocks Method 6-2 & 6-3	1			
Number of Bonds Transactions	35			

Athex Capitalisation (mill. €) **



Daily Fluctuation of Athex Composite Share Price Index



Athex Indices

Index name	15/02/2021	12/02/2021	pts.	%	Min	Max	Year min	Year max	Year change
Athex Composite Share Price Index	796.38 #	776.09	20.29	2.61%	776.09	797.23	726.02	827.19	-1.56% €
FTSE/Athex Large Cap	1,897.37 #	1,848.22	49.15	2.66%	1,848.22	1,900.48	1,718.82	1,974.47	-1.93% €
FTSE/Athex Mid Cap Index	1,124.92 #	1,104.11	20.81	1.88%	1,104.11	1,125.25	1,026.21	1,134.13	1.58% #
FTSE/ATHEX-CSE Banking Index	356.92 #	343.64	13.28	3.86%	343.64	358.58	306.88	407.53	-9.13% €
FTSE/ATHEX High Dividend Yield Index	2,722.00 #	2,661.41	60.59	2.28%	2,661.41	2,724.80	2,542.41	2,826.83	0.66% #
FTSE/ATHEX Global Traders Index Plus	2,081.62 #	2,033.66	47.96	2.36%	2,033.66	2,085.07	1,943.84	2,154.82	-0.94% €
FTSE/ATHEX Mid & Small Cap Factor-Weighted Ind	3,133.96 #	3,098.31	35.65	1.15%	3,097.22	3,145.71	2,996.13	3,209.26	0.31% #
ATHEX Select Index Plus	2,994.46 #	2,939.76	54.70	1.86%	2,939.76	2,997.74	2,805.20	3,122.90	-2.79% €
ATHEX Select Index	2,973.73 #	2,943.02	30.71	1.04%	2,943.02	2,978.15	2,785.00	3,121.02	-1.79% €
FTSE/Athex Market Index	467.86 #	456.93	10.93	2.39%	456.93	468.21	424.25	482.78	-1.21% €
FTSE Med Index	4,657.59 #	4,654.47	3.12	0.07%			4,530.82	4,812.94	2.69% #
Athex Composite Index Total Return Index	1,339.28 #	1,305.17	34.11	2.61%	1,305.17	1,340.71	1,220.96	1,391.10	-1.56% €
FTSE/Athex Large Cap Total Return	2,912.28 #	2,836.83	75.45	2.66%			2,707.58	3,016.09	-1.93% €
FTSE/Athex Mid Cap Total Return	1,412.07 #	1,385.95	26.12	1.88%			1,313.08	1,415.58	1.58% #
FTSE/ATHEX-CSE Banking Total Return Index	312.65 #	301.02	11.63	3.86%			283.07	348.74	-9.13% €
Hellenic Mid & Small Cap Index	1,201.09 #	1,172.60	28.49	2.43%	1,172.60	1,201.32	1,110.37	1,232.15	-0.12% €
FTSE/Athex Banks	471.57 #	454.03	17.54	3.86%	454.03	473.76	405.46	538.45	-9.14% €
FTSE/Athex Insurance	1,989.14 €	1,993.13	-3.99	-0.20%	1,957.25	2,009.07	1,909.42	2,032.99	4.18% #
FTSE/Athex Financial Services	728.53 #	706.08	22.45	3.18%	706.08	729.62	679.98	832.38	-4.64% €
FTSE/Athex Industrial Goods & Services	3,128.61 #	3,029.00	99.61	3.29%	3,029.00	3,129.40	2,762.19	3,129.40	6.67% #
FTSE/Athex Retail	48.62 #	47.71	0.91	1.91%	47.71	48.62	46.54	51.40	-1.92% €
FTSE/ATHEX Real Estate	4,548.18 #	4,354.31	193.87	4.45%	4,354.31	4,550.52	4,187.35	4,969.83	-5.74% €
FTSE/Athex Consumer Goods & Services	7,408.08 #	7,261.03	147.05	2.03%	7,261.03	7,453.53	6,939.31	7,866.12	-4.80% €
FTSE/Athex Food & Beverage	10,235.36 #	10,119.28	116.08	1.15%	10,036.42	10,235.36	9,045.03	10,235.36	3.54% #
FTSE/Athex Basic Resources	5,892.94 #	5,603.98	288.96	5.16%	5,603.98	5,892.94	5,233.31	6,239.09	-4.24% €
FTSE/Athex Construction & Materials	2,786.90 #	2,747.09	39.81	1.45%	2,747.09	2,811.78	2,565.75	2,847.56	0.94% #
FTSE/Athex Energy	2,985.06 #	2,872.01	113.05	3.94%	2,872.01	3,001.01	2,835.10	3,359.24	0.68% #
FTSE/Athex Travel & Leisure	1,685.50 #	1,669.51	15.99	0.96%	1,669.51	1,707.27	1,540.34	1,784.66	-2.71% €
FTSE/Athex Technology	1,124.16 #	1,084.40	39.76	3.67%	1,084.40	1,128.40	1,043.00	1,167.75	2.91% #
FTSE/Athex Telecommunications	3,482.97 #	3,386.76	96.21	2.84%	3,386.76	3,496.55	3,294.37	3,734.35	-4.43% €
FTSE/Athex Utilities	4,911.24 #	4,778.62	132.62	2.78%	4,778.62	4,932.32	4,264.97	4,932.32	6.70% #
FTSE/Athex Health Care	436.19 #	422.20	13.99	3.31%	419.87	440.86	396.54	475.85	-1.58% €
Athex All Share Index	187.85 #	183.96	3.89	2.11%	187.85	187.85	175.88	190.40	0.16% #
Hellenic Corporate Bond Index	123.78 €	123.82	-0.04	-0.03%			122.29	123.82	1.41% #
Hellenic Corporate Bond Price Index	94.81 €	94.85	-0.04	-0.04%			93.98	94.85	1.03% #

Note 1: FTSE/Med 100, Hellenic Corporate Bond Price Index and Hellenic Corporate Bond Index closing prices refer to the previous trading day of 11/02/2021.

Note 2: The Hellenic Mid & Small Cap Index is a Customized index calculated by the Athens Exchange.

Analytic Figures for Athex Market's Boards and Categories

	Total Traded Securities	Main Market	Surveillance	Exchange Traded Funds (ETFs)
Totals	130	114	15	1
Gain / Lose / Same:	87 / 25 / 18	83 / 19 / 12	3 / 6 / 6	1 / 0 / 0
Athex Capitalisation (mill. €) **	53,520.59	53,182.70	337.88	
Daily Average Trans/ons Value(thou.€)	59,581.63	59,512.09	113.46	15.64
Transactions Value	51,665.81	51,576.49	85.15	4.18
Main Board:	44,471.94	44,382.61	85.15	4.18
Blocks Board 6_2_3:	7,193.88	7,193.88	0.00	0.00
Forced Sales Board:	0.00	0.00	0.00	0.00
Special Terms Board:	0.00	0.00	0.00	0.00
Daily Average Transactions Volume	30,649,744	30,082,770	629,700	849
Transactions Volume	31,700,828	31,276,865	423,741	222
Main Board:	26,260,119	25,836,156	423,741	222
Blocks Board 6_2_3:	5,440,709	5,440,709	0	0
Forced Sales Board:	0	0	0	0
Special Terms Board:	0	0	0	0
Daily Average Number of Trades	30,801	30,571	228	3
Number of Trades	27,824	27,609	209	6
Main Board:	27,813	27,598	209	6
Blocks Board 6_2_3:	11	11	0	0
Forced Sales Board:	0	0	0	0
Special Terms Board:	0	0	0	0

Trading Details by Athex Sectors and Financial Instruments (ETFs)

Code	Sectors	Gain / Lose / Same	Number of Trades	Transactions Volume	Transactions Value	% of Total Trans. Value
3010	- Banks	6 / 0 / 0	10,022	22,847,907	19,619,406.90	37.97%
5510	- Basic Resources	9 / 4 / 3	760	309,783	810,864.17	1.57%
5010	- Construction & Materials	10 / 2 / 1	2,014	857,703	3,056,587.84	5.92%
4020	- Consumer Products & Services	4 / 1 / 3	1,213	243,198	2,027,564.90	3.92%
6010	- Energy	4 / 0 / 0	1,441	277,503	2,429,439.73	4.70%
12000	- Financial Instruments	1 / 0 / 0	6	222	4,182.85	0.01%
3020	- Financial Services	2 / 0 / 2	865	3,430,275	453,546.20	0.88%
4510	- Food Beverage & Tobacco	6 / 4 / 0	221	50,807	559,343.35	1.08%
2010	- Health Care	1 / 2 / 1	37	14,352	9,249.33	0.02%
5020	- Industrial Goods & Service	14 / 2 / 2	2,785	778,420	4,935,162.36	9.55%
3030	- Insurance	1 / 1 / 0	53	17,643	87,044.11	0.17%
4030	- Media	1 / 0 / 0	15	7,766	2,105.32	0.00%
4520	- Personal Care, Drug & Grocery Stores	1 / 2 / 0	162	90,776	738,167.33	1.43%
3510	- Real Estate	4 / 2 / 2	772	210,717	1,230,699.86	2.38%
4040	- Retail	2 / 2 / 1	296	78,393	292,519.79	0.57%
1010	- Technology	8 / 1 / 1	530	135,381	706,626.72	1.37%
1510	- Telecommunications	4 / 0 / 1	1,711	656,990	5,111,761.05	9.89%
4050	- Travel & Leisure	4 / 2 / 1	1,581	629,458	3,146,015.22	6.09%
6510	- Utilities	5 / 0 / 0	3,340	1,063,534	6,445,526.85	12.48%

Top 10 best & worst performing Shares

Main Market

With positive Price change	Closing price	change	With negative Price change	Closing price	change
PIRAEUS FINANCIAL HOLD (CR)	0.815	9.25% #	MERMEREN KOMB. A.D. PR. (GDR)	55.4	-7.05% €
QUEST HOLDINGS (CR)	11.1	5.71% #	TECHNICAL OLYMPIC SA (CR)	1.404	-4.49% €
TPA SA (CR)	26.4	5.60% #	ENTERSOFT (CR)	2.64	-2.22% €
VIOHALCO SA/NV (CB)	3.585	5.44% #	EVROFARMA SA (CR)	0.838	-1.87% €
ALPHA BANK (CR)	0.83	5.06% #	KEKROPS SA (CR)	3.13	-0.95% €
LAMDA DEVELOPMENT SA (CR)	6.67	5.04% #	GR. SARANTIS S.A. (CR)	8.95	-0.78% €
PPC (CR)	8.35	4.83% #	ELASTRON (CR)	1.305	-0.38% €
PROFILE SA (CR)	5.2	4.73% #	UNIBIOS (CR)	0.269	-0.37% €
MOTOR OIL (CR)	11.8	4.33% #	EUROPEAN RELIANCE INSUR. (CR)	4.99	-0.20% €
IKTINOS HELLAS SA (CR)	0.698	4.18% #			
With the highest Transactions Value	Value (thou. €)	change	With the highest Transactions Volume	Volume	change
ALPHA BANK (CR)	8,612.90	5.06% #	ALPHA BANK (CR)	10,504,597	5.06% #
OTE (CR)	4,910.20	2.86% #	EUROBANK HOLDINGS (CR)	6,943,378	2.59% #
NATIONAL BANK (CR)	4,478.62	3.15% #	MARFIN INVESTMENT GROUP (CR)	3,337,972	3.13% #
PPC (CR)	4,307.63	4.83% #	PIRAEUS FINANCIAL HOLD (CR)	2,927,810	9.25% #
EUROBANK HOLDINGS (CR)	4,013.92	2.59% #	NATIONAL BANK (CR)	2,125,356	3.15% #
MYTILINEOS (CR)	3,531.77	3.55% #	PPC (CR)	522,537	4.83% #
OPAP (CR)	2,871.61	0.94% #	ADMIE (IPTO) HOLDING S.A. (CR)	429,873	2.07% #
PIRAEUS FINANCIAL HOLD (CR)	2,309.51	9.25% #	OTE (CR)	393,221	2.86% #
MOTOR OIL (CR)	1,921.52	4.33% #	ATTICA BANK S.A. (CR)	337,986	2.36% #
JUMBO SA (CR)	1,847.15	2.27% #	MYTILINEOS (CR)	277,556	3.55% #

Note: Stocks that are not included in the "Low Dispersion" and "Under Supervision" categories, and the transactions value is more than 10,000 €.

Derivatives Summary

	Number of Trades	Volume	Open Interest
Index Futures	504	2,960	4,924
FTSE/Athex Large Cap	504	2,960	4,924
Stock Futures	2,944	55,192	339,520
ADMIE (IPTO) HOLDING S.A. (CR)	82	378	6,392
ALPHA BANK (CR)	585	17,280	88,980
ATTICA BANK S.A. (CR)	0	0	270
CC HBC AG (CR)	4	11	168
CENERGY HOLDINGS (CB)	23	108	6,263
ELLAKTOR (CR)	45	373	4,804
EUROBANK HOLDINGS (CR)	266	10,650	48,613
EYDAP S.A. (CR)	15	21	228
FOURLIS (CR)	7	45	441
GEK TERNA (CR)	66	198	6,365
HELLENIC EXCHANGES-A.S.E. (CR)	23	72	2,072
HELLENIC PETROLEUM (CR)	24	59	2,097
INTRACOM HOLDINGS (CR)	6	59	1,564
JUMBO SA (CR)	25	65	1,141
LAMDA DEVELOPMENT SA (CR)	45	195	1,707
MARFIN INVESTMENT GROUP (CR)	42	3,675	54,477
MOTOR OIL (CR)	81	309	2,200
MYTILINEOS (CR)	212	940	5,362
NATIONAL BANK (CR)	435	7,967	25,956
OPAP (CR)	19	92	1,935
OTE (CR)	186	726	6,943
P.P.A. S.A. (CR)	3	4	337
PIRAEUS FINANCIAL HOLD (CR)	481	10,871	54,060
PPC (CR)	221	920	12,576
TERNA ENERGY (CR)	6	26	292
TITAN CEMENT (CB)	18	62	680
VIOHALCO SA/NV (CB)	24	86	3,597
Index Options	10	59	1,935
FTSE/Athex Large Cap	10	59	1,935
Stock Options	23	78	1,264
ALPHA BANK (CR)	0	0	9
NATIONAL BANK (CR)	0	0	536
OPAP (CR)	0	0	40
OTE (CR)	2	3	21
PIRAEUS FINANCIAL HOLD (CR)	0	0	52
PPC (CR)	21	75	606
Total Derivatives Traded	3,481	58,289	347,643

Number of Outstanding Securities	Nominal Value	Dividends [1]			Date of Last Coupon		Note	Shares	Closing price	% change	Previous closing price/date	Open price	Price min	Price max	Last price	Avg price	Last Bid [7]	Last Ask [7]	P/E after tax	Year	Volume	Trades	Transactions Value[8]	Company Mkt Value (thou. €)	Year low	Year high	Sector[4]	
		2018	2019	2020	Dividend [2]	Right																						
24,319,250	0.300	---	---	---	09/07/2002	04/07/2007	5165	PROODEFTIKH SA (CR)	0.22	-8.33	0.24	12/02/2021	0.24	0.22	0.24	0.22	0.233	1596@0.220	18241@0.230	---	---	9,645	8	2,251.90	5,350.24	0.2	0.25	50101010
13,582,223	1.35	---	---	---	24/06/2008	02/02/2016	4887	SIDMA STEEL (CR)	0.705	7.63	# 0.655	12/02/2021	0.705	0.705	0.705	0.705	0.705	210@0.670	72@0.700	---	---	2,488	10	1,754.04	9,575.47	0.59	0.76	55102010
766,000	1.00	---	---	---	01/07/2004	11/12/2012	5193	TRIA ALFA SA (CR)	7	---	7	12/02/2021	---	---	---	---	---	---	100@7.00	44.23	2019	---	---	---	5,771.15	7	7	55101020
245,000	1.00	---	---	---	19/07/2010	11/12/2012	5194	TRIA ALFA SA (PR)	1.67	---	1.67	12/02/2021	---	---	---	---	---	120@1.39	200@1.99	10.55	2019	---	---	---	5,771.15	1.66	2.8	55101020

Suspension Status

5,867,311	0.300	---	---	---	11/08/2010	28/04/2017	5243	DIONIC (CR)	0.11	---	0.11	30/06/2020	---	---	---	---	---	---	---	---	---	---	---	---	645.40	0.11	0.11	50205010
21,820,410	0.800	---	---	---	22/05/2008	02/08/2011	5174	EUROMEDICA SA (CR)	0.448	---	0.448	30/04/2018	---	---	---	---	---	---	---	---	---	---	---	---	9,775.54	0.448	0.448	20101010
66,948,210	0.300	---	---	---	22/09/2015	22/09/2015	5179	FOLLI FOLLIE (CR)	4.8	---	4.8	24/05/2018	---	---	---	---	---	---	---	---	---	---	---	---	321,351.41	4.8	4.8	40401030
12,417,000	0.310	0.0205	---	---	27/08/2019	28/08/2017	5233	MLS MULTIMEDIA SA (CR)	0.57	---	0.57	12/05/2020	---	---	---	---	---	---	---	---	---	---	---	---	7,077.69	0.57	0.57	10101015
33,301,715	0.320	---	---	---	27/06/2003	08/07/2009	5241	AEGEK (CR)	0.035	---	0.035	25/06/2020	---	---	---	---	---	---	---	---	---	---	---	---	1,165.56	0.035	0.035	50101010
77,126,446	0.340	---	---	---	23/05/2005	18/08/2011	5206	G.E. DIMITRIOU (CR)	0.0125	---	0.0125	30/04/2019	---	---	---	---	---	---	---	---	---	---	---	---	964.08	0.0125	0.0125	40202020
7,085,888	1.59	---	---	---	02/07/1996	06/09/2010	5216	ELVIEMEK (CR)	2.6	---	2.6	30/09/2019	---	---	---	---	---	---	---	---	---	---	---	---	18,423.31	2.6	2.6	35101010
25,179,640	0.600	---	---	---	08/08/1994	19/09/2000	5191	J.BOUTARIS & SON (CR)	0.026	---	0.026	01/10/2018	---	---	---	---	---	---	---	---	---	---	---	---	742.45	0.026	0.026	45101015
1,540,000	0.600	---	---	---	08/08/1994	19/09/2000	5192	J.BOUTARIS & SON (PR)	0.057	---	0.057	01/10/2018	---	---	---	---	---	---	---	---	---	---	---	---	742.45	0.057	0.057	45101015
31,543,600	0.420	---	---	---	19/07/2010	19/12/2018	5205	KRETA FARM SA (CR)	1.085	---	1.085	30/04/2019	---	---	---	---	---	---	---	---	---	---	---	---	34,224.81	1.085	1.085	45102020
23,935,280	0.300	---	---	---	29/06/2009	13/06/2000	5153	NAYTEMPORIKI PUBLISHING SA(CR)	0.107	---	0.107	02/10/2017	---	---	---	---	---	---	---	---	---	---	---	---	2,561.07	0.107	0.107	40301030
23,463,874	0.800	---	---	---	23/05/2003	21/12/1999	4918	NEORION SA (CR)	0.125	---	0.125	30/08/2012	---	---	---	---	---	---	---	---	---	---	---	---	2,932.98	0.125	0.125	50206030

Shares' Notes

Code	Note text
()	- Adjusted dividends.
*	- Last adjusted closing price.
[1]	- Net dividends.
[2]	- The "Date of Last Coupon" for New listings refers to the date company's stocks started to trade in Athex
[3]	- The Company Market Value is referred to the number of outstanding shares
[4]	- Sectors codification can be found in Appendix A
[5]	- The Market Value refers to the total number of shares listed (including their several classes) in the exchange by the company.
[6]	- P/E greater than 100
[7]	- Last view of the Order Book before the end of the trading session
[8]	- All Blocks Methods' Transactions Value are included.
4750	- Transfer to the Under Surveillance Category from 8/4/2011.
4887	- Transfer to the Surveillance Category as of 10/4/2012.
4912	- Transfer to the Surveillance Category as of 31/7/2012.
4918	- Suspension of trading as of 31/8/2012.
4955	- Transfer to the Surveillance Category as from 5/4/2013.
4957	- Transfer to the Surveillance Category as from 5/4/2013.
4958	- Transfer to the Surveillance Category as from 5/4/2013.
4959	- Transfer to the Surveillance Category as from 5/4/2013.
5093	- Transfer to the Surveillance Category as of 8/4/2015.
5112	- Transfer to the Surveillance Category as of 15/04/2016.
5115	- Transfer to the Surveillance Category as of 15/04/2016.
5141	- Transfer to the Surveillance Category as of 10/05/2017.
5153	- Suspension of trading as of 03/10/2017.
5160	- Transfer to the Surveillance Category as of 15/04/2016.
5162	- Transfer to the Under Supervision Category as of 21/12/2009.
5165	- Transfer to the Surveillance Category as of 15/02/2018.
5174	- Suspension of trading as of 02/05/2018.
5178	- Transfer to the Surveillance Category as of 11/05/2018.
5179	- Suspension of trading as of 25/05/2018.
5190	- Transfer to the Surveillance Category as of 10/04/2012.
5191	- Suspension of trading as of 02/10/2018.
5192	- Suspension of trading as of 02/10/2018.
5193	- Transfer to the Surveillance Category as of 25/10/2018.
5194	- Transfer to the Surveillance Category as of 25/10/2018.
5197	- Transfer to the Surveillance Category as of 07/11/2018.
5205	- Suspension of trading as of 02/05/2019.
5206	- Suspension of trading as of 02/05/2019.
5216	- Suspension of trading as of 01/10/2019.
5232	- Transfer to the Under Surveillance Category from 08/04/2011.
5233	- Suspension of trading as of 13/05/2020.
5241	- Suspension of trading as of 26/06/2020.
5243	- Suspension of trading as of 01/07/2020.
5245	- Transfer to the Surveillance Category as of 09/07/2020.
5246	- Transfer to the Surveillance Category as of 09/07/2020.
5248	- Transfer to the Surveillance Category as of 06/09/20116.
5251	- Transfer to the Surveillance Category as of 25/11/2011.

Securities Blocks Details

Securities	Block Volume	Price	Block Trade Value	Time of approval	Note
OTE (CR)	100,000	12.35	1,235,000.00	10:32:57	20
ALPHA BANK (CR)	2,642,122	0.811	2,143,289.37	11:12:14	20
JUMBO SA (CR)	46,538	13.30	618,955.40	11:16:14	20
OTE (CR)	31,049	12.43	385,939.07	12:37:26	20
OPAP (CR)	50,000	10.80	540,000.00	12:52:01	20
PPC (CR)	52,000	8.24	428,480.00	12:52:28	20
P.P.A. S.A. (CR)	20,000	19.10	382,000.00	14:57:12	20
EUROBANK HOLDINGS (CR)	1,000,000	0.582	582,300.00	16:45:02	20
CC HBC AG (CR)	300	28.10	8,430.00	16:49:57	18
EUROBANK HOLDINGS (CR)	977,064	0.583	569,335.19	16:53:31	20
EUROBANK HOLDINGS (CR)	521,636	0.575	300,149.35	17:19:46	20

Blocks Notes

- 9 - Method 6-1 / Special Fees
- 10 - Method 6-1 / Special Fees, SDS
- 14 - Method 6-3 / Settlement, Incomplete Buy and Sell
- 18 - Method 6-2 / SPOT 1
- 19 - Method 6-2 / SPOT 2
- 20 - Method 6-1 and Method 6-1 Same Day Settlement
- 21 - Other Pre-agreed

Shares Rights Details

Occured date	Exercise from	Exercise until	Trading until	Rights	Price min	Price max	Closing price	Last Bid	Last Ask	Volume	Trades	Transactions Value
--------------	---------------	----------------	---------------	---------------	-----------	-----------	---------------	----------	----------	--------	--------	--------------------

No Rights Transactions.

Securities Forced Sales

Securities	Category of Security	Transactions Volume	Number of Trades	Transactions Value	Note
------------	----------------------	------------------------	---------------------	-----------------------	------

No Forced Transactions.

Forced Sales Notes

- 1 - Normal Forced Sale.
- 2 - Forced Sales of Fixed Registered Shares.
- 3 - Forced Sales of Remaining Stock Fractions.

Forced Sales Registered Shares

Securities	Start Date	End Date	Initial Volume	Remaining Volume	Date	Avg price (day)	Avg price (period)	Number of Trades	Transactions Volume	Transactions Value
------------	------------	----------	----------------	------------------	------	-----------------	--------------------	------------------	---------------------	--------------------

No Fixed Registered Shares Forced Sales.

Forced Sales Notes

According to Decision 1/380/04.05.2008 of the Hellenic Republic Capital Market Commission, the certificated registered shares that have not been deposited to the issuer for dematerialisation, will be auctioned in the Athens Exchange by the supervising issuer. Forced sales procedure is held according to Article 99A of the Athens Exchange Rulebook. The average price of the period is calculated by dividing the Total transactions value by the Total volume and includes all the transactions made until the current date.

Exchange Traded Funds (ETFs) Characteristics

	Transactions Date (T)	Creation / Redemption	Units (T-1)	New Units (T-1)	Redemption Units (T-1)	Units (T) [1]	Fund Assets [2]	Net Unit Price	Dividend per Unit	Dividend Date
ALPHA ETF FTSE Athex Large Cap	15/02/2021	5,000	853,597	---	---	853,597	15,840,730.00	18.5576	0.81	01/07/2020

ETFs Notes

[1] - Units (T) = Units (T-1) + New Units (T-1) - Redemption Units (T-1)

[2] - The Creation / Redemption Units of T-1 are included.

Convertible Corporate Bonds - Regulated Market

Num Listed Bonds	Nominal price	Issue price	Today's Rate	Exp. Date	Duration (years)	Note	Coupon		Trading	Corporate Bonds	Price min	Price max	Closing price	Previous closing price/date	Volume	Transactions Value	Last order			ear min	Year max
							Common	Preffered									Price	Buy / Sell	Date		
298,165	0.30	0.30	1.00	11/10/2025	9	---	18	---	1	FORTHNET S.A. (Convertible)	---	---	---	---	---	---	90.0000	B	07/01/2021	100.0000	100.0000

Corporate Bonds Notes

Transactions Volume = (Pieces) * (Nominal Price). Transactions Value = (Pieces) * (Nominal Price) * (price %) + (Accrued interest).

The price of a Bond is stated as a percentage (%) of Bond's Nominal Price.

Nominal Price in Euros (€), except if it is noted differently.

Non Convertible Corporate Bonds - Regulated Market

Num Listed Bonds	Nominal price	Issue price	Today's Rate	Exp. Date	Duration (years)	Note	Coupon		Trading	Corporate Bonds	Accrued Int.	Yield.T.Mat	Price min	Price max	Closing price	Previous closing price/date	Volume	Transactions Value	Last order		Date	ear min	Year max	
							Common	Preferred											Price	Buy / Sell				
175,000	1,000.00	1,000.00	3.40	26/07/2024	5	---	4	---	1	ATTICA HOLDINGS S.A. (Non Convertible)	2.0778	5.8790	91.5000	92.0000	91.9025	92.4820	12/02/2021	206,000	189,723.02	91.0000	B	15/02/2021	88.9700	94.9999
20,529	1,000.00	1,000.00	4.95	26/06/2023	5	---	6	---	1	B&F COMM. & GARM. INDUS. S.A. (Non Convertible)	7.0125	6.9490	94.0090	94.0100	94.0093	92.5740	12/02/2021	7,000	6,629.74	91.6011	B	15/02/2021	92.1501	95.9999
90,000	1,000.00	1,000.00	3.00	11/05/2023	5	---	6	---	1	CORAL A.E. (Non Convertible)	8.1667	1.9170	---	---	---	102.0000	10/02/2021	---	---	102.0000	B	15/02/2021	101.7350	103.5000
120,000	1,000.00	1,000.00	3.95	04/04/2025	7	---	6	---	1	GEK TERNA S.A. (Non Convertible)	14.8125	2.5480	104.2000	104.2000	104.2000	104.7800	08/02/2021	7,000	7,397.69	104.2500	B	15/02/2021	103.7188	104.8000
39,892,816	1.00	1.00	5.00	04/10/2021	5	---	18	---	1	HOUSEMARKET S.A. (Non Convertible)	0.0061	0.9760	---	---	---	102.4280	12/02/2021	---	---	102.0000	B	15/02/2021	102.2750	102.9900
150,000	1,000.00	1,000.00	2.60	22/10/2026	7	---	3	---	1	TERNA ENERGY FINANCE S.A. (Non Convertible)	8.5222	2.3700	100.5100	100.8500	100.7470	100.6000	12/02/2021	151,000	153,414.76	100.5500	B	15/02/2021	100.0001	103.0000
200,000	1,000.00	1,000.00	3.60	12/03/2026	7	---	4	---	1	AEGEAN AIRLINES S.A. (Non Convertible)	15.6000	4.2430	96.0000	96.0500	96.0213	96.5000	12/02/2021	47,000	45,863.20	96.1000	B	15/02/2021	93.1500	98.8000
200,000	1,000.00	1,000.00	2.10	27/10/2027	7	---	1	---	1	O.P.A.P. S.A. (Non Convertible)	6.5917	1.8320	101.5000	101.9000	101.5500	101.6140	12/02/2021	94,000	96,074.12	101.5500	B	15/02/2021	99.3000	102.3900
320,000	1,000.00	1,000.00	3.40	21/07/2027	7	---	2	---	1	LAMDA DEVELOPMENT S.A. (Non Convertible)	2.5500	3.2070	100.5000	100.7000	100.7000	100.6550	12/02/2021	35,000	35,304.25	100.7000	B	15/02/2021	99.0100	101.5000
500,000	1,000.00	1,000.00	2.75	03/07/2027	7	---	2	---	1	GEK TERNA S.A. (Non Convertible)	3.3611	3.0670	97.7515	98.0000	98.0000	97.9340	12/02/2021	8,000	7,859.23	98.0000	B	15/02/2021	97.5100	99.4560

Corporate Bonds Notes

Transactions Volume = (Pieces) * (Nominal Price). Transactions Value = (Pieces) * (Nominal Price) * (price %) + (Accrued interest).

The price of a Bond is stated as a percentage (%) of Bond's Nominal Price.

Nominal Price in Euros (€), except if it is noted differently.

Government Bonds

Number Listed Bonds	Nominal price	Today's Rate	Accrued Interest Calc	Exp. Date [1]	Duration (years)	Note	Coupons Date	Curr. coupon value	Trading Unit	Government Bonds	Price min	Price max	Closing price	Previous closing price/date	Volume	Transactions Value	Price	Last order Buy / Sell	Date
3,000,000	1,000.00	4.38	Actual/Actual	01/08/2022	5	---	01/08	4.38	1	GGB-FXD-010822-05Y-4.375-1.000	---	---	---	---	---	---	1.0000	B	28/11/2018
4,500,000	1,000.00	1.88	Actual/Actual	04/02/2035	15	---	04/02	1.88	1	GGB-FXD-040235-15Y-1.875-1.000	---	---	---	---	---	---	---	---	---
2,500,000	1,000.00	3.45	Actual/Actual	02/04/2024	5	---	02/04	3.45	1	GGB-FXD-020424-05Y-3.450-1.000	---	---	---	---	---	---	---	---	---
3,500,000	1,000.00	0.75	Actual/Actual	18/06/2031	10	---	18/06	0.75	1	GGB-FXD-180631-10Y-0.750-1.000	---	---	---	---	---	---	---	---	---
4,355,990,324	1.00	3.50	Actual/Actual	30/01/2023	5	---	01/02 - 31/01	3.50	1	GGB-FXD-300123-05Y-3.500-1.000	---	---	---	94.5720 13/07/2018	---	---	1.0000	B	28/11/2018
5,962,747,327	1.00	3.75	Actual/Actual	30/01/2028	10	---	/02 - 01/02 - 31/	3.75	1	GGB-FXD-300128-10Y-3.750-1.000	---	---	---	85.4610 13/07/2018	---	---	1.0000	B	28/11/2018
6,091,218,404	1.00	3.90	Actual/Actual	30/01/2033	15	---	/02 - 01/02 - 31/	3.90	1	GGB-FXD-300133-15Y-3.900-1.000	---	---	---	78.6730 13/07/2018	---	---	1.0000	B	28/11/2018
4,805,399,486	1.00	4.00	Actual/Actual	30/01/2037	19	---	/02 - 01/02 - 31/	4.00	1	GGB-FXD-300137-19Y-4.000-1.000	---	---	---	77.0370 13/07/2018	---	---	1.0000	B	28/11/2018
4,603,713,186	1.00	4.20	Actual/Actual	30/01/2042	24	---	/02 - 01/02 - 31/	4.20	1	GGB-FXD-300142-24Y-4.200-1.000	---	---	---	77.7640 13/07/2018	---	---	1.0000	B	28/11/2018
550,418,123	1.00	3.65	Actual/Actual	24/02/2023	11	---	24/02	3.65	1	GGB-FXD-240223-11Y-2.000-1.000	---	---	---	10.0000 22/06/2015	---	10.0000	B	11/07/2019	
445,007,576	1.00	3.65	Actual/Actual	24/02/2024	12	---	24/02	3.65	1	GGB-FXD-240224-12Y-2.000-1.000	---	---	---	10.0000 22/06/2015	---	---	---	---	---
423,674,226	1.00	3.65	Actual/Actual	24/02/2025	13	---	24/02	3.65	1	GGB-FXD-240225-13Y-2.000-1.000	---	---	---	10.0000 22/06/2015	---	---	---	---	---
212,292,153	1.00	3.65	Actual/Actual	24/02/2026	14	---	24/02	3.65	1	GGB-FXD-240226-14Y-2.000-1.000	---	---	---	10.0000 22/06/2015	---	---	---	---	---
160,621,352	1.00	3.65	Actual/Actual	24/02/2027	15	---	24/02	3.65	1	GGB-FXD-240227-15Y-2.000-1.000	---	---	---	10.0000 22/06/2015	---	---	---	---	---
183,244,055	1.00	3.65	Actual/Actual	24/02/2028	16	---	24/02	3.65	1	GGB-FXD-240228-16Y-2.000-1.000	---	---	---	10.0000 22/06/2015	---	---	---	---	---
164,802,894	1.00	3.65	Actual/Actual	24/02/2029	17	---	24/02	3.65	1	GGB-FXD-240229-17Y-2.000-1.000	---	---	---	10.0000 22/06/2015	---	---	---	---	---
165,460,943	1.00	3.65	Actual/Actual	24/02/2030	18	---	24/02	3.65	1	GGB-FXD-240230-18Y-2.000-1.000	---	---	---	10.0000 22/06/2015	---	---	---	---	---
129,007,241	1.00	3.65	Actual/Actual	24/02/2031	19	---	24/02	3.65	1	GGB-FXD-240231-19Y-2.000-1.000	---	---	---	10.0000 22/06/2015	---	---	---	---	---
126,192,683	1.00	3.65	Actual/Actual	24/02/2032	20	---	24/02	3.65	1	GGB-FXD-240232-20Y-2.000-1.000	---	---	---	10.0000 22/06/2015	---	---	---	---	---
146,905,168	1.00	3.65	Actual/Actual	24/02/2033	21	---	24/02	3.65	1	GGB-FXD-240233-21Y-2.000-1.000	---	---	---	10.0000 22/06/2015	---	---	---	---	---
154,475,606	1.00	3.65	Actual/Actual	24/02/2034	22	---	24/02	3.65	1	GGB-FXD-240234-22Y-2.000-1.000	---	---	---	10.0000 22/06/2015	---	---	---	---	---
144,429,441	1.00	3.65	Actual/Actual	24/02/2035	23	---	24/02	3.65	1	GGB-FXD-240235-23Y-2.000-1.000	---	---	---	10.0000 22/06/2015	---	---	---	---	---
166,211,676	1.00	3.65	Actual/Actual	24/02/2036	24	---	24/02	3.65	1	GGB-FXD-240236-24Y-2.000-1.000	---	---	---	10.0000 22/06/2015	---	---	---	---	---
145,461,669	1.00	3.65	Actual/Actual	24/02/2037	25	---	24/02	3.65	1	GGB-FXD-240237-25Y-2.000-1.000	---	---	---	10.0000 22/06/2015	---	---	---	---	---
146,941,087	1.00	3.65	Actual/Actual	24/02/2038	26	---	24/02	3.65	1	GGB-FXD-240238-26Y-2.000-1.000	---	---	---	10.0000 22/06/2015	---	---	---	---	---
135,115,612	1.00	3.65	Actual/Actual	24/02/2039	27	---	24/02	3.65	1	GGB-FXD-240239-27Y-2.000-1.000	---	---	---	10.0000 22/06/2015	---	---	---	---	---
141,909,637	1.00	3.65	Actual/Actual	24/02/2040	28	---	24/02	3.65	1	GGB-FXD-240240-28Y-2.000-1.000	---	---	---	10.0000 22/06/2015	---	---	---	---	---
136,788,720	1.00	3.65	Actual/Actual	24/02/2041	29	---	24/02	3.65	1	GGB-FXD-240241-29Y-2.000-1.000	---	---	---	10.0000 22/06/2015	---	---	---	---	---
163,643,410	1.00	3.65	Actual/Actual	24/02/2042	30	---	24/02	3.65	1	GGB-FXD-240242-30Y-2.000-1.000	---	---	---	10.0000 22/06/2015	---	---	---	---	---
4,000,000	1,000.00	3.88	Actual/Actual	12/03/2029	10	---	12/03	3.88	1	GGB-FXD-120329-10Y-3.875-1.000	---	---	---	---	---	100.0000	B	15/10/2019	
503,753	1,000.00	0.32	FLR Actual/360	16/09/2021	2	---	16/03 - 16/09	---	1	GGB-FLT-160921-02Y-0.319-1.000	---	---	---	---	---	---	---	---	---
3,000,000	1,000.00	3.38	Actual/Actual	15/02/2025	7	---	15/02	3.38	1	GGB-FXD-150225-07Y-3.375-1.000	---	---	---	---	---	---	---	---	---
250,250	1,000.00	2.90	Actual/Actual	20/03/2023	4	---	20/03	2.90	1	GGB-FXD-200323-04Y-2.900-1.000	---	---	---	---	---	---	---	---	---
964,000	1,000.00	3.25	Actual/Actual	20/03/2025	6	---	20/03	3.25	1	GGB-FXD-200325-06Y-3.250-1.000	---	---	---	---	---	---	---	---	---

Government Bonds Notes

Transactions Volume = (Pieces) * (Nominal Price). Transactions Value = (Pieces) * (Nominal Price) * (price %) + (Accrued interest).

The Value of current coupon for the issues with NV 0.01 euro refers to NV 100 euros

FLR: Floating Interest Rate.

[1] - The Expiration Date of the interest bearing period and the Date for coupon payment.

Government Bonds

Number Listed Bonds	Nominal price	Today's Rate	Accrued Interest Calc	Exp. Date [1]	Duration (years)	Note	Coupons Date	Curr. coupon value	Trading Unit	Government Bonds	Price min	Price max	Closing price	Previous closing price/date	Volume	Transactions Value	Price	Last order Buy / Sell	Date
2,100,000	1,000.00	3.55	Actual/Actual	20/03/2026	7	---	20/03	3.55	1	GGB-FXD-200326-07Y-3.550-1.000	---	---	---	---	---	---	---	---	---
5,500,000	1,000.00	1.50	Actual/Actual	18/06/2030	10	---	18/06	1.50	1	GGB-FXD-180630-10Y-1.500-1.000	---	---	---	---	---	---	---	---	---
5,364,250	1,000.00	3.25	Actual/Actual	20/03/2050	30	---	20/03	3.25	1	GGB-FXD-200350-30Y-3.250-1.000	---	---	---	---	---	---	---	---	---
2,000,000	1,000.00	2.00	Actual/Actual	22/04/2027	7	---	22/04	2.00	1	GGB-FXD-220427-07Y-2.000-1.000	---	---	---	---	---	---	99.9000	B	22/04/2020
2,500,000	1,000.00	1.88	Actual/Actual	23/07/2026	7	---	23/07	1.88	1	GGB-FXD-230726-07Y-1.875-1.000	---	---	---	---	---	---	---	---	---

Government Bonds Notes

Transactions Volume = (Pieces) * (Nominal Price). Transactions Value = (Pieces) * (Nominal Price) * (price %) + (Accrued interest).

The Value of current coupon for the issues with NV 0.01 euro refers to NV 100 euros

FLR: Floating Interest Rate.

[1] - The Expiration Date of the interest bearing period and the Date for coupon payment.

Treasury Bills & Zero Coupon Government Bonds

Issue Date	13-Week Maturity									26-Week Maturity									52-Week Maturity								
	Exp. Date	Initial Rate	Num Listed Bonds	Nominal price	Issue price	Last Trade Price	Last Trade Date	Volume Traded	Note	Exp. Date	Initial Rate	Num Listed Bonds	Nominal price	Issue price	Last Trade Price	Last Trade Date	Volume Traded	Note	Exp. Date	Initial Rate	Num Listed Bonds	Nominal price	Issue price	Last Trade Price	Last Trade Date	Volume Traded	Note
13/03/2020	---	---	---	---	---	---	---	---	---	---	---	---	---	---	---	---	---	---	12/03/2021	0.24	600,000	1,000.00	1,000.00	---	---	---	---
12/06/2020	---	---	---	---	---	---	---	---	---	---	---	---	---	---	---	---	---	---	11/06/2021	0.25	1,600,000	1,000.00	997.49	---	---	---	---
11/09/2020	---	---	---	---	---	---	---	---	---	---	---	---	---	---	---	---	---	---	10/09/2021	0.00	1,000,000	1,000.00	1,000.00	---	---	---	---
11/12/2020	---	---	---	---	---	---	---	---	---	---	---	---	---	---	---	---	---	---	10/12/2021	-0.26	1,000,000	1,000.00	1,002.60	---	---	---	---

Bonds in Circulation	Currency / Min nominal traded Value	Coupons Payment Date	Current Coupon Value	Note	Coupon	Trading Unit	Issue Date	Duration (years)	Today's Interest	A.I.C in days	Bonds	Last price of previous days		Last Outcry in Cash (euro)		Trades in Pieces	Life min	Life Max	
												Price	Buy / Sell	Price	Buy / Sell				
Corporate Bonds in Foreign Currency and Euro																			
103,746	GBP / 10	01/12	0.25	---	62	1	01/12/1930	98	2.5	360	National Mortgage Bank	2.27	05/02/1996	2.27	S	05/02/1996	---	2.27	2.27
0	GBP / 10	01/12	0.25	---	64	1	01/12/1928	100	2.5	360	National Mortgage Bank	---	---	---	---	---	---	---	---

Government Bonds Notes

A.I.C: Accrued Interest Calculation base.

FLR: Floating Interest Rate.

The minimum tradeable Nominal Value for all Demeterialised Government Titles is 100 Euros.

(μτφρ-0)

Athex & ATHEXClear Members List

Member Name				Stock Market			Derivatives Market		ATHEXClear Member	
	Address	Phone	Fax	Market Member	Remote Member	Market Maker	Proprietary	Market Maker	General Clearing	Direct Clearing
A. SARRIS SECURITIES S.A.				a						
6, ΔΡΑΓΑΤΣΑΝΙΟΥ 6 ΑΘΗΝΑ	2103367700									
AEONIC SECURITIES C.I.F. P.L.C.				a	a					
, ΛΑΪΟΥ 6, ΓΡ. 301B, ANNA COURT	35725337600									
ALPHA BANK A.E.									a	
103, AVE. ATHINON ΑΘΗΝΑ	+30 2103436820	210-3436270								
40, ΣΤΑΔΙΟΥ STR ΑΘΗΝΑ	(210)-3265546	(210)-3265811								
	(210)-3260000	(210)-3264116								
ALPHA FINANCE INVESTMENT SERVICES S.A.				a		a	a	a		a
5, ΜΕΡΛΙΝ 5 ΑΘΗΝΑ	2103677400									
ARGUS STOCKBROKERS LTD				a	a		a			
25 , 25 ΛΕΩΦΟΡΟΣ ΔΗΜΟΣΘΕΝΗ ΣΕΒΕΡΗ	0035722717000									
ATLANTIC SECURITIES LTD				a	a					
37, ΠΡΟΔΡΟΜΟΥ 37	0035722445400									
AXON SECURITIES S.A.				a			a			
48, ΣΤΑΔΙΟΥ 48 ΑΘΗΝΑ	2103363800									
BETA SECURITIES S.A.				a		a	a			a
29 , Λ. ΑΛΕΞΑΝΔΡΑΣ 29 ΑΘΗΝΑ	2106478930									
BNP PARIBAS SECURITIES SERVICES									a	
2, ΛΑΜΨΑΚΟΥ 2 ΑΘΗΝΑ	2107468500									
BOFA SECURITIES EUROPE SA				a	a					
, 112 AVENUE KL?BER 75116	+33 153655555									
CAPITAL SECURITIES S.A.				a			a			
58, ΜΗΤΡΟΠΟΛΕΩΣ 58 ΑΘΗΝΑ	2103369700									
CFS SECURITIES INVESTMENT SERVICES S.A.				a						
3, ΠΑΠΑΡΡΗΓΟΠΟΥΛΟΥ 3 ΑΘΗΝΑ	2103360800									
CITIGROUP GLOBAL MARKETS EUROPE AG				a	a					
16, REUTERWEG 16 FRANKFURT	+49 691366-0									
CITIGROUP GLOBAL MARKETS LIMITED				a						
1, 33 CANADA SQUARE -CANARY WHARF	+44 02079864000									
CREDIT SUISSE SECURITIES (EUROPE) LIMITED				a						
1, ONE CABOT SQUARE LONDON	+44 2078888888									
CREDIT SUISSE SECURITIES SOCIEDAD DE VALORES SA				a	a					
, CALLE AYALA 42, 3A PLANTA-B MADRID	+34917916000									
CYCLOS SECURITIES S.A.				a			a			a
39, ΠΑΝΕΠΙΣΤΗΜΙΟΥ 39 ΑΘΗΝΑ	2103364300									
DEUTSCHE BANK S.A.					a					
1, GREAT WINCHESTER STREET LONDON	+44 20 754 54209	00441133361437								
DYNAMIC SECURITIES S.A.				a			a			a
, ΤΡΑΛΛΕΩΝ 2 & Λ. ΖΥΓΓΡΟΥ 223 ΝΕΑ ΣΜΥΡΝΗ	2103677700									
EUROBANK EQUITIES INVESTMENT FIRM S.A				a		a	a	a		a
, ΦΙΛΕΛΛΗΝΩΝ 10 & ΞΕΝΟΦΩΝΤΟΣ 13 ΑΘΗΝΑ	2103720425									
EUROBANK S.A.									a	
, ΟΘΩΝΟΣ 8 ΑΘΗΝΑ	2103337000									
EUROCORP INVESTMENT SERVICES S.A.				a			a			a
14, ΠΛ. ΦΙΛΙΚΗΣ ΕΤΑΙΡΕΙΑΣ 14 ΑΘΗΝΑ	2107263600									
EUOTRUST INVESTMENT FIRM SA				a						
113, ΣΕΒΑΣΤΟΥΠΟΛΕΩΣ 113 ΑΘΗΝΑ	2103363100									
EUROXX SECURITIES S.A.				a		a	a	a		a
7, ΠΑΛΕΟΛΟΓΟΥ CHALANDRI	+30 2106879400	210-6879401								
7, ΠΑΛΑΙΟΛΟΓΟΥ CHALANDRI	(210)-6879400	(210)-6879401								
G. A. PERVANAS SECURITIES- INVESTMENT SERVICES S.A.				a						
7-9, ΣΟΦΟΚΛΕΟΥΣ 7-9 ΑΘΗΝΑ	2103727200									
GLOBAL CAPITAL SECURITIES & FINANCIAL SERVICES LTD				a	a					
50, Λ. ΑΡΧΙΕΠΙΣΚΟΠΟΥ ΜΑΚΑΡΙΟΥ Γ50	0035722710710									
HELLENIC AMERICAN SECURITIES S.A.				a		a	a			a
27, ΑΝΔΡΕΑ ΠΑΠΑΝΔΡΕΟΥ 27 ΜΑΡΟΥΣΙ	2103311100									
HELLENIC BANK (INVESTMENTS) LTD					a					
, AVE. KYRIAKOU MATSI 31 - PO BOX 24747 NICOSIA	+357 22500100	357 22500110								
HSBC CONTINENTAL EUROPE									a	
109-111, Λ. ΜΕΣΟΓΕΙΩΝ 109-111	2106960000									
INDEX SECURITIES S.A.				a						
6, ΔΡΑΓΑΤΣΑΝΙΟΥ 6 ΑΘΗΝΑ	2103213920									

Athex & ATHEXClear Members List

Member Name				Stock Market			Derivatives Market		ATHEXClear Member	
	Address	Phone	Fax	Market Member	Remote Member	Market Maker	Proprietary	Market Maker	General Clearing	Direct Clearing
J. CHR. MAVRIKIS SECURITIES S.A.				a						
5, ΣΟΦΟΚΛΕΟΥΣ 5 ATHINA	2103216730									
KAPPA SECURITIES S.A.				a			a			
15, ΒΑΛΑΩΡΙΤΟΥ 15 ATHINA	2103678600									
KARAMANOF SECURITIES & INVESTMENT SERVICES S.A.				a						
2, ΠΛ.ΑΓ.ΘΕΟΔΩΡΩΝ 2 ATHINA	2103212947									
LAIKI FINANCIAL SERVICES LTD					a					
26, AVE. VYRONOS NICOSIA	357 22367367	357 22718567								
LEON DEPOLAS SECURITIES S.A.				a		a	a			
1, ΧΡΗΣΤΟΥ ΛΑΔΑ 1 ATHINA	2103213276 -28									
MEGA EQUITY SECURITIES & FINANCIAL SERVICES PUBLIC LTD				a	a		a			
42-44, ΛΕΩΦ.ΓΡΙΒΑ ΔΙΓΕΝΗ 42-44	0035722711711									
MERIT SECURITIES S.A				a		a	a			a
5, ΣΟΦΟΚΛΕΟΥΣ 5 ATHINA	2103671880									
MERRILL LYNCH INTERNATIONAL				a						
2, 2 KING EDWARD STREET LONDON	+44 20276281000									
N. CHRYSOCHOIDIS SECURITIES S.A.				a			a			a
7-9, ΣΟΦΟΚΛΕΟΥΣ 7-9 ATHINA	2103213913									
NATIONAL BANK OF GREECE S.A.				a		a	a		a	
86, ΑΙΟΛΟΥ STR. ATHINA	(210)-3341000	(210)-3228187								
68, ΑΚΑΔΙΜΙΑΣ STR. ATHINA	(210)-3328817	(210)-3328678								
NATIONAL SECURITIES S.A.				a		a	a	a		
66, ΛΕΩΦ. ΚΗΦΙΣΙΑΣ 66 (ΚΤΗΡΙΟ Α) MAROUSI	2103328784									
NUNTIUS BROKERAGE AND INVESTMENT SERVICES S.A				a						
6, ΔΡΑΓΑΤΣΑΝΙΟΥ 6 ATHINA	2103350599									
ONE PLUS CAPITAL LIMITED				a	a					
, 75 PRODROMOU AVENUE NICOSIA 1307	35722873760									
OPTIMA BANK S.A.				a		a	a	a	a	
32, ΑΙΓΙΑΛΕΙΑΣ 32 & ΠΑΡΑΔΕΙΣΟΥ MAROUSI	2108173111									
PANTELAKIS SECURITIES S.A.				a		a	a	a		
57, ΕΘΝΙΚΗΣ ΑΝΤΙΣΤΑΣΕΩΣ 57, ΚΤΙΡΙΟ Β CHALANDRI	2106965000									
PEGASUS SECURITIES S.A				a			a			
17, ΒΑΛΑΩΡΙΤΟΥ 17 & ΑΜΕΡΙΚΗΣ ATHINA	2103670700									
PIRAEUS BANK S.A.				a			a		a	
, ΑΜΕΡΙΚΗΣ 4 ATHINA	2103335000									
PIRAEUS SECURITIES S. A.				a		a	a	a		a
10, ΣΤΑΔΙΟΥ 10 ATHINA	2103354100									
PROCHOICE SECURITIES LTD				a	a					
57, ΛΕΩΦ.ΣΠΥΡΟΥ ΚΥΠΡΙΑΝΟΥ 57, ΑΚΙΝΗΤΑ Φ	035724661192									
SHARELINK SECURITIES & FINANCIAL SERVICES LTD				a	a		a			
6, HOUSE-ΘΕΟΤΟΚΗ 6 ΜΕΓΑΡΟ ΕΛΛΗΝΑ	+357 22554200									
SOCIETE GENERALE S.A.				a	a		a			
, 17 COURS VALMY, CEDEX	+157290504									
SOLIDUS SECURITIES S.A				a			a			a
64, ΛΟΥΙΖΗΣ ΠΙΑΝΚΟΥΡ 64 ATHINA	2106900600									
ST. EM. LAVRENTAKIS SECURITIES S.A.				a			a			
7-9, ΣΟΦΟΚΛΕΟΥΣ 7-9 ATHINA	2103213336									
THE CYPRUS INVESTMENT & SECURITIES CORPORATION LTD				a	a					
154, ΛΕΩΦ. ΚΥΡΗΝΕΙΑΣ	0035722121700									
UBS EUROPE SE				a	a					
, OPERNTURM, BOCKENHEIMER LANDSTRASSE 2-4	496921790									
UBS LIMITED					a					
1, FINSBURY AVENUE LONDON	+44 2075687135									

List of Stocks under Market Making operations

Securities	Market Maker	Start Market Making	Stock Category
MLS MULTIMEDIA SA (CR)			Suspension Status
	PIRAEUS SECURITIES S. A.	01/08/2019	
ALPHA ETF FTSE Athex Large Cap			Exchange Traded Funds (ETFs)
	ALPHA FINANCE INVESTMENT SERVICES S.A.	02/01/1900	
	NATIONAL SECURITIES S.A.	02/01/1900	
ADMIE (IPTO) HOLDING S.A. (CR)			Main Market
	HELLENIC AMERICAN SECURITIES S.A.	09/03/2020	
	PIRAEUS SECURITIES S. A.	29/06/2017	
AGEAN AIRLINES (CR)			Main Market
	EUROBANK EQUITIES INVESTMENT FIRM S.A	22/09/2020	
ALPHA BANK (CR)			Main Market
	ALPHA FINANCE INVESTMENT SERVICES S.A.	29/02/2016	
	EUROBANK EQUITIES INVESTMENT FIRM S.A	22/10/2006	
	HELLENIC AMERICAN SECURITIES S.A.	25/07/2014	
	LEON DEPOLAS SECURITIES S.A.	04/01/2016	
	MERIT SECURITIES S.A	03/09/2012	
	NATIONAL SECURITIES S.A.	02/01/1900	
	PIRAEUS SECURITIES S. A.	28/05/2009	
ANDROMEDA SA (CR)			Main Market
	BETA SECURITIES S.A.	15/02/2021	
AS COMPANY SA (CR)			Main Market
	EUROBANK EQUITIES INVESTMENT FIRM S.A	01/04/2019	
ATTICA BANK S.A. (CR)			Main Market
	EUROBANK EQUITIES INVESTMENT FIRM S.A	11/11/2019	
	EUROXX SECURITIES S.A.	22/01/2016	
	PIRAEUS SECURITIES S. A.	20/09/2017	
ATTICA HOLDINGS (CR)			Main Market
	HELLENIC AMERICAN SECURITIES S.A.	28/12/2017	
AUTOHELLAS SA (CR)			Main Market
	ALPHA FINANCE INVESTMENT SERVICES S.A.	01/07/2019	
	EUROXX SECURITIES S.A.	02/07/2018	
AVAX S.A. (CR)			Main Market
	EUROBANK EQUITIES INVESTMENT FIRM S.A	14/12/2015	
	PIRAEUS SECURITIES S. A.	01/02/2021	
AVE (CR)			Main Market
	EUROXX SECURITIES S.A.	05/06/2020	
BRIQ PROPERTIES (CR)			Main Market
	EUROBANK EQUITIES INVESTMENT FIRM S.A	09/09/2019	
BYTE COMPUTER SA (CR)			Main Market
	MERIT SECURITIES S.A	04/08/2008	
CC HBC AG (CR)			Main Market
	NATIONAL SECURITIES S.A.	02/01/1900	
	PIRAEUS SECURITIES S. A.	04/05/2015	
CENERGY HOLDINGS (CB)			Main Market
	ALPHA FINANCE INVESTMENT SERVICES S.A.	02/01/2016	
	EUROBANK EQUITIES INVESTMENT FIRM S.A	02/01/2016	
CNL CAPITAL (CR)			Main Market
	MERIT SECURITIES S.A	01/10/2018	
EKTER SA (CR)			Main Market
	EUROBANK EQUITIES INVESTMENT FIRM S.A	16/10/2017	
	LEON DEPOLAS SECURITIES S.A.	21/05/2018	
ELASTRON (CR)			Main Market
	LEON DEPOLAS SECURITIES S.A.	20/02/2017	
ELLAKTOR (CR)			Main Market
	ALPHA FINANCE INVESTMENT SERVICES S.A.	18/03/2019	
	EUROBANK EQUITIES INVESTMENT FIRM S.A	01/06/2012	
	EUROXX SECURITIES S.A.	24/09/2018	
	NATIONAL SECURITIES S.A.	02/01/1900	
	PIRAEUS SECURITIES S. A.	22/10/2018	
ELTON SA (CR)			Main Market
	BETA SECURITIES S.A.	03/09/2012	
	LEON DEPOLAS SECURITIES S.A.	01/04/2019	
ELVALHALCOR (CR)			Main Market
	ALPHA FINANCE INVESTMENT SERVICES S.A.	07/05/2018	
	EUROBANK EQUITIES INVESTMENT FIRM S.A	07/05/2018	
ELVE SA (CR)			Main Market
	LEON DEPOLAS SECURITIES S.A.	02/11/2020	
ENTERSOFT (CR)			Main Market
	EUROBANK EQUITIES INVESTMENT FIRM S.A	22/06/2020	

List of Stocks under Market Making operations

Securities	Stock Category
Market Maker	Start Market Making
EUROBANK HOLDINGS (CR)	Main Market
ALPHA FINANCE INVESTMENT SERVICES S.A.	09/01/2006
EUROBANK EQUITIES INVESTMENT FIRM S.A	01/06/2012
HELLENIC AMERICAN SECURITIES S.A.	25/07/2014
LEON DEPOLAS SECURITIES S.A.	30/11/2018
MERIT SECURITIES S.A	06/11/2017
NATIONAL SECURITIES S.A.	02/01/1900
PIRAEUS SECURITIES S. A.	28/09/2009
EUROPEAN RELIANCE INSUR. (CR)	Main Market
PANTELAKIS SECURITIES S.A.	15/07/2019
EYDAP S.A. (CR)	Main Market
ALPHA FINANCE INVESTMENT SERVICES S.A.	27/01/2020
EUROBANK EQUITIES INVESTMENT FIRM S.A	10/06/2019
FOURLIS (CR)	Main Market
EUROBANK EQUITIES INVESTMENT FIRM S.A	01/12/2016
PIRAEUS SECURITIES S. A.	06/03/2017
GEK TERNA (CR)	Main Market
PIRAEUS SECURITIES S. A.	29/08/2019
GR. SARANTIS S.A. (CR)	Main Market
BETA SECURITIES S.A.	14/05/2012
EUROBANK EQUITIES INVESTMENT FIRM S.A	24/10/2016
HELLENIC EXCHANGES-A.S.E. (CR)	Main Market
HELLENIC AMERICAN SECURITIES S.A.	01/09/2014
NATIONAL SECURITIES S.A.	02/01/1900
PIRAEUS SECURITIES S. A.	04/05/2015
HELLENIC PETROLEUM (CR)	Main Market
HELLENIC AMERICAN SECURITIES S.A.	14/09/2015
PIRAEUS SECURITIES S. A.	20/03/2017
IKTINOS HELLAS SA (CR)	Main Market
ALPHA FINANCE INVESTMENT SERVICES S.A.	01/04/2019
EUROBANK EQUITIES INVESTMENT FIRM S.A	25/02/2019
NATIONAL SECURITIES S.A.	02/01/1900
INTERCONTINENTAL (CR)	Main Market
LEON DEPOLAS SECURITIES S.A.	03/06/2019
INTRACOM HOLDINGS (CR)	Main Market
LEON DEPOLAS SECURITIES S.A.	08/10/2018
JUMBO SA (CR)	Main Market
BETA SECURITIES S.A.	01/02/2021
EUROBANK EQUITIES INVESTMENT FIRM S.A	25/05/2020
MERIT SECURITIES S.A	06/11/2017
PIRAEUS SECURITIES S. A.	06/03/2017
KARAMOLEGOS SA (CR)	Main Market
EUROXX SECURITIES S.A.	04/10/2019
KLOUKINAS - LAPPAS SA (CR)	Main Market
BETA SECURITIES S.A.	22/09/2014
KRI-KRI S.A. (CR)	Main Market
EUROBANK EQUITIES INVESTMENT FIRM S.A	07/05/2018
LEON DEPOLAS SECURITIES S.A.	16/01/2017
LAMDA DEVELOPMENT SA (CR)	Main Market
EUROBANK EQUITIES INVESTMENT FIRM S.A	08/12/2014
PANTELAKIS SECURITIES S.A.	06/11/2017
PIRAEUS SECURITIES S. A.	29/06/2017
LAMPSA HOTEL SA (CR)	Main Market
LEON DEPOLAS SECURITIES S.A.	16/01/2017
MARFIN INVESTMENT GROUP (CR)	Main Market
EUROBANK EQUITIES INVESTMENT FIRM S.A	23/03/2015
PIRAEUS SECURITIES S. A.	02/02/2009
MOTOR OIL (CR)	Main Market
EUROBANK EQUITIES INVESTMENT FIRM S.A	22/10/2006
HELLENIC AMERICAN SECURITIES S.A.	01/09/2014
LEON DEPOLAS SECURITIES S.A.	01/04/2019
MERIT SECURITIES S.A	25/02/2019
NATIONAL SECURITIES S.A.	02/01/1900
PIRAEUS SECURITIES S. A.	04/05/2015

List of Stocks under Market Making operations

Securities	Stock Category
Market Maker	Start Market Making
MYTILINEOS (CR)	Main Market
ALPHA FINANCE INVESTMENT SERVICES S.A.	15/04/2019
EUROBANK EQUITIES INVESTMENT FIRM S.A	20/09/2017
MERIT SECURITIES S.A	25/02/2019
NATIONAL SECURITIES S.A.	02/01/1900
PIRAEUS SECURITIES S. A.	04/05/2015
NATIONAL BANK (CR)	Main Market
ALPHA FINANCE INVESTMENT SERVICES S.A.	09/01/2006
BETA SECURITIES S.A.	01/02/2021
EUROBANK EQUITIES INVESTMENT FIRM S.A	22/10/2006
HELLENIC AMERICAN SECURITIES S.A.	25/07/2014
LEON DEPOLAS SECURITIES S.A.	20/05/2015
MERIT SECURITIES S.A	03/09/2012
NATIONAL SECURITIES S.A.	02/01/1900
PIRAEUS SECURITIES S. A.	08/09/2008
OPAP (CR)	Main Market
ALPHA FINANCE INVESTMENT SERVICES S.A.	09/01/2006
EUROBANK EQUITIES INVESTMENT FIRM S.A	22/10/2006
HELLENIC AMERICAN SECURITIES S.A.	25/07/2014
MERIT SECURITIES S.A	20/03/2017
NATIONAL SECURITIES S.A.	02/01/1900
PIRAEUS SECURITIES S. A.	04/05/2015
OTE (CR)	Main Market
ALPHA FINANCE INVESTMENT SERVICES S.A.	09/01/2006
EUROBANK EQUITIES INVESTMENT FIRM S.A	22/10/2006
HELLENIC AMERICAN SECURITIES S.A.	25/07/2014
LEON DEPOLAS SECURITIES S.A.	20/04/2015
MERIT SECURITIES S.A	20/03/2017
NATIONAL SECURITIES S.A.	02/01/1900
PIRAEUS SECURITIES S. A.	08/09/2008
P.P.A. S.A. (CR)	Main Market
EUROBANK EQUITIES INVESTMENT FIRM S.A	06/02/2019
PAPOUTSANIS (CR)	Main Market
ALPHA FINANCE INVESTMENT SERVICES S.A.	19/11/2018
BETA SECURITIES S.A.	25/11/2013
PETROPOULOS PETROS (CR)	Main Market
EUROBANK EQUITIES INVESTMENT FIRM S.A	01/04/2019
PANTELAKIS SECURITIES S.A.	16/03/2020
PIRAEUS FINANCIAL HOLD (CR)	Main Market
ALPHA FINANCE INVESTMENT SERVICES S.A.	15/04/2019
EUROBANK EQUITIES INVESTMENT FIRM S.A	22/10/2006
EUROXX SECURITIES S.A.	15/02/2016
HELLENIC AMERICAN SECURITIES S.A.	25/07/2014
LEON DEPOLAS SECURITIES S.A.	30/11/2018
MERIT SECURITIES S.A	16/09/2013
NATIONAL SECURITIES S.A.	02/01/1900
PIRAEUS SECURITIES S. A.	16/02/2009
PLAISIO COMPUTERS SA (CR)	Main Market
EUROBANK EQUITIES INVESTMENT FIRM S.A	02/03/2015
PPC (CR)	Main Market
ALPHA FINANCE INVESTMENT SERVICES S.A.	09/01/2006
BETA SECURITIES S.A.	01/02/2021
EUROBANK EQUITIES INVESTMENT FIRM S.A	22/10/2006
HELLENIC AMERICAN SECURITIES S.A.	01/09/2014
MERIT SECURITIES S.A	06/11/2017
NATIONAL SECURITIES S.A.	02/01/1900
PIRAEUS SECURITIES S. A.	28/09/2009
PROFILE SA (CR)	Main Market
PANTELAKIS SECURITIES S.A.	01/07/2019
QUEST HOLDINGS (CR)	Main Market
BETA SECURITIES S.A.	26/03/2018
EUROBANK EQUITIES INVESTMENT FIRM S.A	28/01/2019
SPIROY AGRICULTURE SA (CR)	Main Market
EUROBANK EQUITIES INVESTMENT FIRM S.A	02/09/2019
TERNA ENERGY (CR)	Main Market
PIRAEUS SECURITIES S. A.	09/12/2019
THRACE PLASTICS SA (CR)	Main Market
ALPHA FINANCE INVESTMENT SERVICES S.A.	26/03/2018
EUROBANK EQUITIES INVESTMENT FIRM S.A	26/03/2018

List of Stocks under Market Making operations

Securities	Market Maker	Start Market Making	Stock Category
TITAN CEMENT (CB)			Main Market
	BETA SECURITIES S.A.	01/02/2021	
	EUROBANK EQUITIES INVESTMENT FIRM S.A	06/11/2019	
	PIRAEUS SECURITIES S. A.	18/01/2021	
UNIBIOS (CR)			Main Market
	LEON DEPOLAS SECURITIES S.A.	01/02/2021	
VIOHALCO SA/NV (CB)			Main Market
	ALPHA FINANCE INVESTMENT SERVICES S.A.	11/03/2008	
	EUROBANK EQUITIES INVESTMENT FIRM S.A	04/03/2014	
	MERIT SECURITIES S.A	17/03/2014	

Underlying Asset				Derivatives Market													
Price max	Price min	Closing price	change	Delivery Month	Open price	Price max	Price min	Last price	Closing price	Last Bid	Last Ask	Fixing price*	Life high	Life low	Trades	Volume	Open Interest
FTSE/Athex Large Cap																	
1,900.48	1,848.22	1,897.37	2.66%	February 2021	1,860.00	1,900.00	1,860.00	1,898.00	1,898.00	---	---		1,976.00	---	269	1,637	4,435
				March 2021	1,869.75	1,898.50	1,863.75	1,896.00	1,896.00	---	---		1,925.50	---	235	1,323	489
				April 2021	---	---	---	---	1,854.75	---	---		---	---	---	---	---
				June 2021	---	---	---	---	1,861.25	---	---		---	---	---	---	---
				September 2021	---	---	---	---	1,870.50	---	---		---	---	---	---	---
				December 2021	---	---	---	---	1,879.75	---	---		---	---	---	---	---

(Trade Unit: 1 Index Point x 2E, Cash Settlement)

Derivatives notes

Fixing prices and final open positions can be retrieved from the following path <http://www.helex.gr/el/web/guest/statistics-end-of-day-derivatives>

Underlying Asset				Derivatives Market													
Price max	Price min	Closing price	change	Delivery Month	Open price	Price max	Price min	Last price	Closing price	Last Bid	Last Ask	Fixing price*	Life high	Life low	Trades	Volume	Open Interest
ADMIE (IPTO) HOLDING S.A. (CR)																	
(Contract Size: 100 Securities, Physical Delivery)																	
2.49	2.415	2.46	2.07%	March 2021	2.43	2.49	2.43	2.48	2.48	---	---	---	2.75	---	82	378	6,392
				June 2021	---	---	---	---	2.43	---	---	---	---	---	---	---	---
				September 2021	---	---	---	---	2.44	---	---	---	---	---	---	---	---
				December 2021	---	---	---	---	2.45	---	---	---	---	---	---	---	---
ALPHA BANK (CR)																	
(Contract Size: 100 Securities, Physical Delivery)																	
0.834	0.798	0.83	5.06%	March 2021	0.795	0.835	0.795	0.834	0.834	---	---	---	1.04	---	579	17,274	88,942
				June 2021	0.815	0.834	0.815	0.834	0.834	---	---	---	0.977	---	6	6	38
				September 2021	---	---	---	---	0.800	---	---	---	---	---	---	---	---
				December 2021	---	---	---	---	0.804	---	---	---	---	---	---	---	---
ATTICA BANK S.A. (CR)																	
(Contract Size: 100 Securities, Physical Delivery)																	
0.2035	0.1976	0.2035	2.36%	March 2021	---	---	---	---	0.199	---	---	---	0.244	---	---	---	270
				June 2021	---	---	---	---	0.200	---	---	---	---	---	---	---	---
				September 2021	---	---	---	---	0.201	---	---	---	---	---	---	---	---
				December 2021	---	---	---	---	0.202	---	---	---	---	---	---	---	---
CC HBC AG (CR)																	
(Contract Size: 100 Securities, Physical Delivery)																	
27.34	26.8	27.34	1.15%	March 2021	27.19	27.19	27.19	27.19	27.19	---	---	---	27.19	---	4	11	168
				June 2021	---	---	---	---	27.22	---	---	---	---	---	---	---	---
				September 2021	---	---	---	---	27.36	---	---	---	---	---	---	---	---
				December 2021	---	---	---	---	27.49	---	---	---	---	---	---	---	---
CENERGY HOLDINGS (CB)																	
(Contract Size: 100 Securities, Physical Delivery)																	
1.82	1.766	1.82	3.41%	March 2021	1.78	1.82	1.78	1.82	1.82	---	---	---	1.82	---	23	108	6,263
				June 2021	---	---	---	---	1.77	---	---	---	---	---	---	---	---
				September 2021	---	---	---	---	1.78	---	---	---	---	---	---	---	---
				December 2021	---	---	---	---	1.79	---	---	---	---	---	---	---	---
ELLAKTOR (CR)																	
(Contract Size: 100 Securities, Physical Delivery)																	
1.494	1.43	1.472	2.94%	March 2021	1.44	1.50	1.44	1.49	1.49	---	---	---	1.77	---	45	373	4,804
				June 2021	---	---	---	---	1.44	---	---	---	1.63	---	---	---	---
				September 2021	---	---	---	---	1.45	---	---	---	---	---	---	---	---
				December 2021	---	---	---	---	1.45	---	---	---	---	---	---	---	---
EUROBANK HOLDINGS (CR)																	
(Contract Size: 100 Securities, Physical Delivery)																	
0.5834	0.5702	0.5776	2.59%	March 2021	0.570	0.584	0.570	0.576	0.576	---	---	---	0.620	---	266	10,650	48,611
				June 2021	---	---	---	---	0.567	---	---	---	0.596	---	---	---	2
				September 2021	---	---	---	---	0.570	---	---	---	---	---	---	---	---
				December 2021	---	---	---	---	0.573	---	---	---	---	---	---	---	---

Derivatives notes

Fixing prices and final open positions can be retrieved from the following path <http://www.helex.gr/el/web/guest/statistics-end-of-day-derivatives>

Underlying Asset				Derivatives Market													
Price max	Price min	Closing price	change	Delivery Month	Open price	Price max	Price min	Last price	Closing price	Last Bid	Last Ask	Fixing price*	Life high	Life low	Trades	Volume	Open Interest
EYDAP S.A. (CR)				(Contract Size: 100 Securities, Physical Delivery)													
6.88	6.75	6.8	1.34%	March 2021	6.76	6.85	6.76	6.85	6.85	---	---	---	7.23	---	15	21	228
---	---	---	---	June 2021	---	---	---	---	6.76	---	---	---	---	---	---	---	---
---	---	---	---	September 2021	---	---	---	---	6.79	---	---	---	---	---	---	---	---
---	---	---	---	December 2021	---	---	---	---	6.82	---	---	---	---	---	---	---	---
FOURLIS (CR)				(Contract Size: 100 Securities, Physical Delivery)													
3.9	3.815	3.9	2.36%	March 2021	3.87	3.94	3.85	3.94	3.94	---	---	---	4.21	---	7	45	441
---	---	---	---	June 2021	---	---	---	---	3.84	---	---	---	---	---	---	---	---
---	---	---	---	September 2021	---	---	---	---	3.86	---	---	---	---	---	---	---	---
---	---	---	---	December 2021	---	---	---	---	3.88	---	---	---	---	---	---	---	---
GEK TERNA (CR)				(Contract Size: 100 Securities, Physical Delivery)													
8.38	8.2	8.27	0.98%	March 2021	8.24	8.39	8.16	8.16	8.16	---	---	---	8.39	---	65	197	6,365
---	---	---	---	June 2021	8.25	8.25	8.25	8.25	8.25	---	---	---	8.25	---	1	1	---
---	---	---	---	September 2021	---	---	---	---	8.29	---	---	---	---	---	---	---	---
---	---	---	---	December 2021	---	---	---	---	8.33	---	---	---	---	---	---	---	---
HELLENIC EXCHANGES-A.S.E. (CR)				(Contract Size: 100 Securities, Physical Delivery)													
3.65	3.555	3.645	3.26%	March 2021	3.57	3.65	3.57	3.65	3.65	---	---	---	4.12	---	23	72	2,064
---	---	---	---	June 2021	---	---	---	---	3.55	---	---	---	3.55	---	---	---	8
---	---	---	---	September 2021	---	---	---	---	3.57	---	---	---	---	---	---	---	---
---	---	---	---	December 2021	---	---	---	---	3.59	---	---	---	---	---	---	---	---
HELLENIC PETROLEUM (CR)				(Contract Size: 100 Securities, Physical Delivery)													
5.59	5.37	5.5	3.19%	March 2021	5.44	5.58	5.44	5.52	5.52	---	---	---	6.05	---	24	59	2,097
---	---	---	---	June 2021	---	---	---	---	5.37	---	---	---	---	---	---	---	---
---	---	---	---	September 2021	---	---	---	---	5.39	---	---	---	---	---	---	---	---
---	---	---	---	December 2021	---	---	---	---	5.42	---	---	---	---	---	---	---	---
INTRACOM HOLDINGS (CR)				(Contract Size: 100 Securities, Physical Delivery)													
0.787	0.76	0.78	2.09%	March 2021	0.769	0.794	0.769	0.792	0.792	---	---	---	0.884	---	6	59	1,564
---	---	---	---	June 2021	---	---	---	---	0.769	---	---	---	---	---	---	---	---
---	---	---	---	September 2021	---	---	---	---	0.773	---	---	---	---	---	---	---	---
---	---	---	---	December 2021	---	---	---	---	0.777	---	---	---	---	---	---	---	---
JUMBO SA (CR)				(Contract Size: 100 Securities, Physical Delivery)													
13.6	13.22	13.5	2.27%	March 2021	13.27	13.57	13.26	13.50	13.50	---	---	---	15.25	---	25	65	1,139
---	---	---	---	June 2021	---	---	---	---	13.29	---	---	---	13.20	---	---	---	2
---	---	---	---	September 2021	---	---	---	---	13.36	---	---	---	---	---	---	---	---
---	---	---	---	December 2021	---	---	---	---	13.43	---	---	---	---	---	---	---	---

Derivatives notes

Fixing prices and final open positions can be retrieved from the following path <http://www.helex.gr/el/web/guest/statistics-end-of-day-derivatives>

Underlying Asset				Derivatives Market													
Price max	Price min	Closing price	change	Delivery Month	Open price	Price max	Price min	Last price	Closing price	Last Bid	Last Ask	Fixing price*	Life high	Life low	Trades	Volume	Open Interest
LAMDA DEVELOPMENT SA (CR)				(Contract Size: 100 Securities, Physical Delivery)													
6.67	6.38	6.67	5.04%	March 2021	6.44	6.67	6.40	6.67	6.67	---	---	---	7.46	---	45	195	1,707
				June 2021	---	---	---	---	6.39	---	---	---	---	---	---	---	---
				September 2021	---	---	---	---	6.43	---	---	---	---	---	---	---	---
				December 2021	---	---	---	---	6.46	---	---	---	---	---	---	---	---
MARFIN INVESTMENT GROUP (CR)				(Contract Size: 100 Securities, Physical Delivery)													
0.0346	0.032	0.033	3.13%	March 2021	0.033	0.034	0.033	0.033	0.033	---	---	---	0.043	---	42	3,675	54,477
				June 2021	---	---	---	---	0.032	---	---	---	---	---	---	---	---
				September 2021	---	---	---	---	0.032	---	---	---	---	---	---	---	---
				December 2021	---	---	---	---	0.033	---	---	---	---	---	---	---	---
MOTOR OIL (CR)				(Contract Size: 100 Securities, Physical Delivery)													
11.85	11.31	11.8	4.33%	March 2021	11.49	11.85	11.49	11.83	11.83	---	---	---	13.45	---	78	279	2,200
				June 2021	11.80	11.80	11.80	11.80	11.80	---	---	---	11.80	---	3	30	---
				September 2021	---	---	---	---	11.45	---	---	---	---	---	---	---	---
				December 2021	---	---	---	---	11.50	---	---	---	---	---	---	---	---
MYTILINEOS (CR)				(Contract Size: 100 Securities, Physical Delivery)													
12.83	12.4	12.82	3.55%	March 2021	12.53	12.98	12.52	12.85	12.85	---	---	---	12.98	---	212	940	5,362
				June 2021	---	---	---	---	12.47	---	---	---	---	---	---	---	---
				September 2021	---	---	---	---	12.53	---	---	---	---	---	---	---	---
				December 2021	---	---	---	---	12.59	---	---	---	---	---	---	---	---
NATIONAL BANK (CR)				(Contract Size: 100 Securities, Physical Delivery)													
2.134	2.066	2.126	3.15%	March 2021	2.08	2.14	2.08	2.13	2.13	---	---	---	2.37	---	435	7,967	25,948
				June 2021	---	---	---	---	2.08	---	---	---	2.13	---	---	---	8
				September 2021	---	---	---	---	2.09	---	---	---	---	---	---	---	---
				December 2021	---	---	---	---	2.10	---	---	---	---	---	---	---	---
OPAP (CR)				(Contract Size: 100 Securities, Physical Delivery)													
10.9	10.72	10.76	0.94%	March 2021	10.77	10.88	10.68	10.77	10.77	---	---	---	11.30	---	19	92	1,935
				June 2021	---	---	---	---	10.73	---	---	---	---	---	---	---	---
				September 2021	---	---	---	---	10.79	---	---	---	---	---	---	---	---
				December 2021	---	---	---	---	10.84	---	---	---	---	---	---	---	---
OTE (CR)				(Contract Size: 100 Securities, Physical Delivery)													
12.66	12.32	12.6	2.86%	March 2021	12.40	12.66	12.40	12.61	12.61	---	---	---	14.34	---	186	726	6,940
				June 2021	---	---	---	---	12.34	---	---	---	12.34	---	---	---	3
				September 2021	---	---	---	---	12.40	---	---	---	---	---	---	---	---
				December 2021	---	---	---	---	12.46	---	---	---	---	---	---	---	---

Derivatives notes

Fixing prices and final open positions can be retrieved from the following path <http://www.helex.gr/el/web/guest/statistics-end-of-day-derivatives>

Underlying Asset				Derivatives Market													
Price max	Price min	Closing price	change	Delivery Month	Open price	Price max	Price min	Last price	Closing price	Last Bid	Last Ask	Fixing price*	Life high	Life low	Trades	Volume	Open Interest
P.P.A. S.A. (CR)				(Contract Size: 100 Securities, Physical Delivery)													
19.26	18.92	19.2	2.02%	March 2021	19.15	19.20	19.15	19.15	19.15	---	---	---	20.10	---	3	4	337
				June 2021	---	---	---	---	18.95	---	---	---	---	---	---	---	---
				September 2021	---	---	---	---	19.05	---	---	---	---	---	---	---	---
				December 2021	---	---	---	---	19.14	---	---	---	---	---	---	---	---
PIRAEUS FINANCIAL HOLD (CR)				(Contract Size: 100 Securities, Physical Delivery)													
0.815	0.746	0.815	9.25%	March 2021	0.745	0.818	0.740	0.805	0.805	---	---	---	1.36	---	480	10,866	53,960
				June 2021	0.796	0.796	0.796	0.796	0.796	---	---	---	0.883	---	1	5	100
				September 2021	---	---	---	---	0.755	---	---	---	---	---	---	---	---
				December 2021	---	---	---	---	0.759	---	---	---	---	---	---	---	---
PPC (CR)				(Contract Size: 100 Securities, Physical Delivery)													
8.43	7.955	8.35	4.83%	March 2021	8.03	8.44	8.03	8.37	8.37	---	---	---	8.44	---	220	916	12,576
				June 2021	8.40	8.40	8.40	8.40	8.40	---	---	---	8.40	---	1	4	---
				September 2021	---	---	---	---	8.06	---	---	---	---	---	---	---	---
				December 2021	---	---	---	---	8.10	---	---	---	---	---	---	---	---
TERNA ENERGY (CR)				(Contract Size: 100 Securities, Physical Delivery)													
14.7	14.4	14.5	0.83%	March 2021	14.60	14.60	14.46	14.55	14.55	---	---	---	14.75	---	6	26	292
				June 2021	---	---	---	---	14.48	---	---	---	---	---	---	---	---
				September 2021	---	---	---	---	14.55	---	---	---	---	---	---	---	---
				December 2021	---	---	---	---	14.63	---	---	---	---	---	---	---	---
TITAN CEMENT (CB)				(Contract Size: 100 Securities, Physical Delivery)													
14.56	14.28	14.4	1.12%	March 2021	14.34	14.54	14.34	14.48	14.48	---	---	---	15.01	---	18	62	680
				June 2021	---	---	---	---	14.34	---	---	---	---	---	---	---	---
				September 2021	---	---	---	---	14.41	---	---	---	---	---	---	---	---
				December 2021	---	---	---	---	14.48	---	---	---	---	---	---	---	---
VIOHALCO SA/NV (CB)				(Contract Size: 100 Securities, Physical Delivery)													
3.585	3.4	3.585	5.44%	March 2021	3.46	3.58	3.46	3.58	3.58	---	---	---	3.86	---	24	86	3,597
				June 2021	---	---	---	---	3.42	---	---	---	---	---	---	---	---
				September 2021	---	---	---	---	3.44	---	---	---	---	---	---	---	---
				December 2021	---	---	---	---	3.46	---	---	---	---	---	---	---	---

Derivatives notes

Fixing prices and final open positions can be retrieved from the following path <http://www.helex.gr/el/web/guest/statistics-end-of-day-derivatives>

FTSE/Athex Large Cap

(Trade Unit: 1 Index Point x 2€ - Exercise Style: European, Cash Settlement)

Call Options														Put Options																		
February 2021								March 2021						Other Months		February 2021								March 2021						Other Months		Exerise Price
Open price	Price max	Price min	Last price	Closing price	Volume	Open Interest	Open price	Price max	Price min	Last price	Closing price	Volume	Open Interest	Volume	Open Interest	Open price	Price max	Price min	Last price	Closing price	Volume	Open Interest	Open price	Price max	Price min	Last price	Closing price	Volume	Open Interest	Volume	Open Interest	
1,100	-	-	-	-	-	-	0.00	0.00	0.00	-	744.00	-	-	-	-	-	-	-	-	-	-	-	0.00	0.00	0.00	-	0.01	-	-	-	-	1,100
1,125	-	-	-	-	-	-	0.00	0.00	0.00	-	719.00	-	-	-	-	-	-	-	-	-	-	-	0.00	0.00	0.00	-	0.01	-	-	-	-	1,125
1,150	-	-	-	-	-	-	0.00	0.00	0.00	-	694.00	-	-	-	-	-	-	-	-	-	-	-	0.00	0.00	0.00	-	0.01	-	-	-	-	1,150
1,175	-	-	-	-	-	-	0.00	0.00	0.00	-	669.00	-	-	-	-	-	-	-	-	-	-	-	0.00	0.00	0.00	-	0.01	-	-	-	-	1,175
1,200	-	-	-	-	-	-	0.00	0.00	0.00	-	644.00	-	-	-	-	-	-	-	-	-	-	-	0.00	0.00	0.00	-	0.01	-	-	-	-	1,200
1,225	-	-	-	-	-	-	0.00	0.00	0.00	-	619.00	-	-	-	-	-	-	-	-	-	-	-	0.00	0.00	0.00	-	0.01	-	-	-	-	1,225
1,250	-	-	-	-	-	-	0.00	0.00	0.00	-	594.00	-	-	-	-	-	-	-	-	-	-	-	0.00	0.00	0.00	-	0.01	-	-	-	-	1,250
1,275	-	-	-	-	-	-	0.00	0.00	0.00	-	569.00	-	-	-	-	-	-	-	-	-	-	-	0.00	0.00	0.00	-	0.01	-	-	-	-	1,275
1,300	-	-	-	-	-	-	0.00	0.00	0.00	-	544.00	-	-	-	-	-	-	-	-	-	-	-	0.00	0.00	0.00	-	0.01	-	-	-	-	1,300
1,325	-	-	-	-	-	-	0.00	0.00	0.00	-	519.00	-	-	-	-	-	-	-	-	-	-	-	0.00	0.00	0.00	-	0.01	-	-	-	-	1,325
1,350	-	-	-	-	-	-	0.00	0.00	0.00	-	495.00	-	-	-	-	-	-	-	-	-	-	-	0.00	0.00	0.00	-	0.01	-	-	-	-	1,350
1,375	-	-	-	-	-	-	0.00	0.00	0.00	-	470.00	-	-	-	-	-	-	-	-	-	-	-	0.00	0.00	0.00	-	0.01	-	-	-	-	1,375
1,400	-	-	-	-	-	-	0.00	0.00	0.00	-	445.00	-	-	-	-	-	-	-	-	-	-	-	0.00	0.00	0.00	-	0.01	-	-	-	-	1,400
1,425	-	-	-	-	-	-	0.00	0.00	0.00	-	420.00	-	-	-	-	-	-	-	-	-	-	-	0.00	0.00	0.00	-	0.01	-	-	-	-	1,425
1,450	-	-	-	-	-	-	0.00	0.00	0.00	-	395.00	-	-	-	-	-	-	-	-	-	-	-	0.00	0.00	0.00	-	0.02	-	-	-	-	1,450
1,475	-	-	-	-	-	-	0.00	0.00	0.00	-	370.00	-	-	-	-	-	-	-	-	-	-	-	0.00	0.00	0.00	-	0.05	-	-	-	-	1,475
1,500	-	-	-	-	-	-	0.00	0.00	0.00	-	345.00	-	-	-	-	-	-	-	-	-	-	-	0.00	0.00	0.00	-	0.12	-	-	-	-	1,500
1,525	0.00	0.00	0.00	-	322.00	-	-	0.00	0.00	0.00	-	320.00	-	-	-	0.00	0.00	0.00	-	0.01	-	-	0.00	0.00	0.00	-	0.24	-	-	-	-	1,525
1,550	0.00	0.00	0.00	-	297.00	-	-	0.00	0.00	0.00	-	295.00	-	-	-	0.00	0.00	0.00	-	0.01	-	-	0.00	0.00	0.00	-	0.46	-	-	-	-	1,550
1,575	0.00	0.00	0.00	-	272.00	-	-	0.00	0.00	0.00	-	271.00	-	-	-	0.00	0.00	0.00	-	0.01	-	-	0.00	0.00	0.00	-	0.84	-	-	-	-	1,575
1,600	0.00	0.00	0.00	-	247.00	-	-	0.00	0.00	0.00	-	247.00	-	-	-	0.00	0.00	0.00	-	0.01	-	-	0.00	0.00	0.00	-	1.50	-	-	-	-	1,600
1,625	0.00	0.00	0.00	-	222.00	-	-	0.00	0.00	0.00	-	223.00	-	-	-	0.00	0.00	0.00	-	0.04	-	-	0.00	0.00	0.00	-	2.50	-	-	-	-	1,625
1,650	0.00	0.00	0.00	-	197.00	-	-	0.00	0.00	0.00	-	199.00	-	-	-	0.00	0.00	0.00	-	0.01	-	-	0.00	0.00	0.00	-	4.00	-	1	-	-	1,650
1,675	0.00	0.00	0.00	-	172.00	-	-	0.00	0.00	0.00	-	176.00	-	-	-	0.00	0.00	0.00	-	0.04	-	-	0.00	0.00	0.00	-	6.30	-	-	-	-	1,675
1,700	0.00	0.00	0.00	-	147.00	-	-	0.00	0.00	0.00	-	155.00	-	-	-	0.00	0.00	0.00	-	0.17	-	6	0.00	0.00	0.00	-	9.40	-	1	-	-	1,700
1,725	0.00	0.00	0.00	-	123.00	-	-	0.00	0.00	0.00	-	134.00	-	1	-	0.00	0.00	0.00	-	0.55	-	47	0.00	0.00	0.00	-	13.75	-	18	-	-	1,725
1,750	0.00	0.00	0.00	-	98.50	-	83	0.00	0.00	0.00	-	115.00	-	20	-	0.00	0.00	0.00	-	1.60	-	170	0.00	0.00	0.00	-	19.25	-	20	-	-	1,750
1,775	0.00	0.00	0.00	-	76.00	-	60	0.00	0.00	0.00	-	97.00	-	-	-	0.00	0.00	0.00	-	3.90	-	49	0.00	0.00	0.00	-	26.50	-	45	-	-	1,775
1,800	0.00	0.00	0.00	-	55.50	-	20	0.00	0.00	0.00	-	80.50	-	21	-	0.00	0.00	0.00	-	8.30	-	69	0.00	0.00	0.00	-	35.25	-	20	-	-	1,800
1,825	47.75	57.50	47.75	57.50	57.50	3	26	0.00	0.00	0.00	-	66.00	-	21	-	0.00	57.50	0.00	-	15.75	-	80	0.00	0.00	0.00	-	45.75	-	60	-	-	1,825
1,850	45.00	45.00	45.00	45.00	45.00	5	77	0.00	0.00	0.00	-	53.50	-	49	-	0.00	45.00	0.00	-	27.00	-	30	0.00	0.00	0.00	-	58.00	-	20	-	-	1,850
1,875	0.00	0.00	0.00	-	14.00	-	83	0.00	0.00	0.00	-	42.50	-	20	-	0.00	0.00	0.00	-	42.00	-	117	0.00	0.00	0.00	-	72.00	-	40	-	-	1,875
1,900	17.25	17.25	17.25	17.25	17.25	2	101	50.00	50.00	47.50	47.50	47.50	22	8	-	24.00	17.25	20.00	20.00	20.00	16	71	0.00	0.00	0.00	-	87.50	-	20	-	-	1,900
1,925	0.00	0.00	0.00	-	3.70	-	43	0.00	0.00	0.00	-	25.75	-	20	-	57.00	0.00	53.00	53.00	53.00	11	40	0.00	0.00	0.00	-	105.00	-	20	-	-	1,925
1,950	0.00	0.00	0.00	-	1.60	-	83	0.00	0.00	0.00	-	19.50	-	-	-	0.00	0.00	0.00	-	105.00	-	40	0.00	0.00	0.00	-	124.00	-	20	-	-	1,950
1,975	0.00	0.00	0.00	-	0.66	-	20	0.00	0.00	0.00	-	14.50	-	-	-	0.00	0.00	0.00	-	129.00	-	120	0.00	0.00	0.00	-	144.00	-	-	-	-	1,975

FTSE/Athex Large Cap

(Trade Unit: 1 Index Point x 2€ - Exercise Style: European, Cash Settlement)

Call Options															Put Options																		
Exercise Price	February 2021							March 2021							Other Months		February 2021							March 2021							Other Months		Exercise Price
	Open price	Price max	Price min	Last price	Closing price	Volume	Open Interest	Open price	Price max	Price min	Last price	Closing price	Volume	Open Interest	Volume	Open Interest	Open price	Price max	Price min	Last price	Closing price	Volume	Open Interest	Open price	Price max	Price min	Last price	Closing price	Volume	Open Interest	Volume	Open Interest	
2,000	0.00	0.00	0.00	-	0.24	-	55	0.00	0.00	0.00	-	10.75	-	-			0.00	0.00	0.00	-	153.00	-	-	0.00	0.00	0.00	-	165.00	-	-			2,000
2,050	0.00	0.00	0.00	-	0.02	-	-	0.00	0.00	0.00	-	5.50	-	-			0.00	0.00	0.00	-	203.00	-	-	0.00	0.00	0.00	-	210.00	-	-			2,050
2,100	0.00	0.00	0.00	-	0.05	-	-	0.00	0.00	0.00	-	2.70	-	-			0.00	0.00	0.00	-	253.00	-	-	0.00	0.00	0.00	-	257.00	-	-			2,100
2,150	0.00	0.00	0.00	-	0.01	-	-	0.00	0.00	0.00	-	1.20	-	-			0.00	0.00	0.00	-	303.00	-	-	0.00	0.00	0.00	-	305.00	-	-			2,150
2,200	0.00	0.00	0.00	-	0.01	-	-	0.00	0.00	0.00	-	0.52	-	-			0.00	0.00	0.00	-	353.00	-	-	0.00	0.00	0.00	-	354.00	-	-			2,200
Totals:						10	651						22	160	0	0						27	839					0	285	0	0		
Number of Trades:						4						2		0							4						0		0				

ALPHA BANK (CR)

(Contract Size: 100 Securities, Exercise Style: American, Physical Delivery)

Call Options														Put Options																		
Exercise Price	February 2021						March 2021						Other Months		February 2021						March 2021						Other Months		Exercise Price			
	Open price	Price max	Price min	Last price	Closing price	Volume	Open Interest	Open price	Price max	Price min	Last price	Closing price	Volume	Open Interest	Volume	Open Interest	Open price	Price max	Price min	Last price	Closing price	Volume	Open Interest	Open price	Price max	Price min	Last price	Closing price		Volume	Open Interest	Volume
0.150						-	-	0.000	0.000	0.000	0.640	-	-											0.000	0.000	0.000	0.001	-	-			0.002
0.200						-	-	0.000	0.000	0.000	0.590	-	-											0.000	0.000	0.000	0.001	-	-			0.002
0.250						-	-	0.000	0.000	0.000	0.540	-	-											0.000	0.000	0.000	0.004	-	-			0.003
0.300						-	-	0.000	0.000	0.000	0.491	-	-											0.000	0.000	0.000	0.001	-	-			0.003
0.350						-	-	0.000	0.000	0.000	0.441	-	-											0.000	0.000	0.000	0.001	-	-			0.004
0.400	0.000	0.000	0.000		0.390	-	-	0.000	0.000	0.000	0.391	-	-			0.000	0.000	0.000		0.001	-	-	0.000	0.000	0.000	0.002	-	-			0.004	
0.450	0.000	0.000	0.000		0.340	-	-	0.000	0.000	0.000	0.341	-	-			0.000	0.000	0.000		0.002	-	-	0.000	0.000	0.000	0.001	-	-			0.005	
0.500	0.000	0.000	0.000		0.290	-	-	0.000	0.000	0.000	0.292	-	-			0.000	0.000	0.000		0.001	-	-	0.000	0.000	0.000	0.001	-	-			0.005	
0.550	0.000	0.000	0.000		0.241	-	-	0.000	0.000	0.000	0.243	-	-			0.000	0.000	0.000		0.001	-	-	0.000	0.000	0.000	0.002	-	-			0.006	
0.600	0.000	0.000	0.000		0.192	-	-	0.000	0.000	0.000	0.197	-	-			0.000	0.000	0.000		0.002	-	-	0.000	0.000	0.000	0.006	-	-			0.006	
0.650	0.000	0.000	0.000		0.147	-	-	0.000	0.000	0.000	0.155	-	-			0.000	0.000	0.000		0.007	-	-	0.000	0.000	0.000	0.014	-	-			0.007	
0.700	0.000	0.000	0.000		0.107	-	8	0.000	0.000	0.000	0.118	-	-			0.000	0.000	0.000		0.017	-	-	0.000	0.000	0.000	0.026	-	-			0.007	
0.750	0.000	0.000	0.000		0.073	-	-	0.000	0.000	0.000	0.087	-	1			0.000	0.000	0.000		0.033	-	-	0.000	0.000	0.000	0.045	-	-			0.008	
0.800	0.000	0.000	0.000		0.048	-	-	0.000	0.000	0.000	0.062	-	-			0.000	0.000	0.000		0.058	-	-	0.000	0.000	0.000	0.070	-	-			0.008	
0.850	0.000	0.000	0.000		0.030	-	-	0.000	0.000	0.000	0.043	-	-			0.000	0.000	0.000		0.089	-	-	0.000	0.000	0.000	0.101	-	-			0.009	
0.900	0.000	0.000	0.000		0.017	-	-	0.000	0.000	0.000	0.029	-	-			0.000	0.000	0.000		0.127	-	-	0.000	0.000	0.000	0.137	-	-			0.009	
0.950	0.000	0.000	0.000		0.009	-	-	0.000	0.000	0.000	0.019	-	-			0.000	0.000	0.000		0.169	-	-	0.000	0.000	0.000	0.177	-	-			0.010	
1.000	0.000	0.000	0.000		0.005	-	-	0.000	0.000	0.000	0.012	-	-			0.000	0.000	0.000		0.215	-	-	0.000	0.000	0.000	0.220	-	-			0.010	
1.100	0.000	0.000	0.000		0.001	-	-	0.000	0.000	0.000	0.005	-	-			0.000	0.000	0.000		0.311	-	-	0.000	0.000	0.000	0.313	-	-			0.011	
1.200	0.000	0.000	0.000		0.001	-	-	0.000	0.000	0.000	0.002	-	-			0.000	0.000	0.000		0.410	-	-	0.000	0.000	0.000	0.411	-	-			0.012	
1.300	0.000	0.000	0.000		0.001	-	-	0.000	0.000	0.000	0.001	-	-			0.000	0.000	0.000		0.510	-	-	0.000	0.000	0.000	0.510	-	-			0.013	
1.400	0.000	0.000	0.000		0.001	-	-	0.000	0.000	0.000	0.001	-	-			0.000	0.000	0.000		0.610	-	-	0.000	0.000	0.000	0.610	-	-			0.014	
1.500	0.000	0.000	0.000		0.001	-	-	0.000	0.000	0.000	0.001	-	-			0.000	0.000	0.000		0.710	-	-	0.000	0.000	0.000	0.710	-	-			0.015	
Totals:						0	8					0	1	0	0						0	0					0	0	0	0		
Number of Trades:						0						0		0							0.00						0		0			

NATIONAL BANK (CR)

(Contract Size: 100 Securities, Exercise Style: American, Physical Delivery)

Call Options																Put Options																			
February 2021								March 2021								Other Months				February 2021						March 2021						Other Months			
Exercise Price	Open price	Price max	Price min	Last price	Closing price	Volume	Open Interest	Open price	Price max	Price min	Last price	Closing price	Volume	Open Interest	Volume	Open Interest	Open price	Price max	Price min	Last price	Closing price	Volume	Open Interest	Open price	Price max	Price min	Last price	Closing price	Volume	Open Interest	Volume	Open Interest	Exercise Price		
0.600						-	-	0.000	0.000	0.000		1.46	-	-										0.000	0.000	0.000	0.001	-	-			0.006			
0.650						-	-	0.000	0.000	0.000		1.41	-	-										0.000	0.000	0.000	0.001	-	-			0.007			
0.700						-	-	0.000	0.000	0.000		1.36	-	-										0.000	0.000	0.000	0.001	-	-			0.007			
0.750						-	-	0.000	0.000	0.000		1.31	-	-										0.000	0.000	0.000	0.001	-	-			0.008			
0.800						-	-	0.000	0.000	0.000		1.26	-	-										0.000	0.000	0.000	0.001	-	-			0.008			
0.850						-	-	0.000	0.000	0.000		1.21	-	-										0.000	0.000	0.000	0.001	-	-			0.009			
0.900						-	-	0.000	0.000	0.000		1.16	-	-										0.000	0.000	0.000	0.001	-	-			0.009			
0.950	0.000	0.000	0.000		1.11	-	-	0.000	0.000	0.000		1.11	-	-			0.000	0.000	0.000		0.001	-	-	0.000	0.000	0.000	0.001	-	-			0.010			
1.000	0.000	0.000	0.000		1.06	-	-	0.000	0.000	0.000		1.06	-	-			0.000	0.000	0.000		0.001	-	-	0.000	0.000	0.000	0.001	-	-			0.010			
1.100	0.000	0.000	0.000		0.960	-	-	0.000	0.000	0.000		0.962	-	-			0.000	0.000	0.000		0.001	-	-	0.000	0.000	0.000	0.001	-	-			0.011			
1.200	0.000	0.000	0.000		0.860	-	-	0.000	0.000	0.000		0.863	-	-			0.000	0.000	0.000		0.001	-	-	0.000	0.000	0.000	0.001	-	-			0.012			
1.300	0.000	0.000	0.000		0.761	-	-	0.000	0.000	0.000		0.764	-	-			0.000	0.000	0.000		0.002	-	-	0.000	0.000	0.000	0.001	-	-			0.013			
1.400	0.000	0.000	0.000		0.661	-	-	0.000	0.000	0.000		0.667	-	-			0.000	0.000	0.000		0.001	-	-	0.000	0.000	0.000	0.004	-	-			0.014			
1.500	0.000	0.000	0.000		0.561	-	-	0.000	0.000	0.000		0.573	-	-			0.000	0.000	0.000		0.001	-	-	0.000	0.000	0.000	0.010	-	-			0.015			
1.600	0.000	0.000	0.000		0.461	-	-	0.000	0.000	0.000		0.483	-	-			0.000	0.000	0.000		0.002	-	-	0.000	0.000	0.000	0.020	-	-			0.016			
1.700	0.000	0.000	0.000		0.363	-	-	0.000	0.000	0.000		0.400	-	-			0.000	0.000	0.000		0.002	-	-	0.000	0.000	0.000	0.037	-	-			0.017			
1.800	0.000	0.000	0.000		0.268	-	-	0.000	0.000	0.000		0.325	-	-			0.000	0.000	0.000		0.008	-	-	0.000	0.000	0.000	0.061	-	-			0.018			
1.900	0.000	0.000	0.000		0.184	-	10	0.000	0.000	0.000		0.259	-	-			0.000	0.000	0.000		0.023	-	-	0.000	0.000	0.000	0.095	-	-			0.019			
2.000	0.000	0.000	0.000		0.114	-	5	0.000	0.000	0.000		0.203	-	21			0.000	0.000	0.000		0.054	-	-	0.000	0.000	0.000	0.139	-	-			0.020			
2.200	0.000	0.000	0.000		0.033	-	-	0.000	0.000	0.000		0.116	-	-			0.000	0.000	0.000		0.172	-	-	0.000	0.000	0.000	0.252	-	-			0.022			
2.400	0.000	0.000	0.000		0.006	-	-	0.000	0.000	0.000		0.064	-	-			0.000	0.000	0.000		0.345	-	-	0.000	0.000	0.000	0.400	-	-			0.024			
2.600	0.000	0.000	0.000		0.001	-	-	0.000	0.000	0.000		0.032	-	-			0.000	0.000	0.000		0.540	-	-	0.000	0.000	0.000	0.568	-	-			0.026			
2.800	0.000	0.000	0.000		0.001	-	-	0.000	0.000	0.000		0.016	-	-			0.000	0.000	0.000		0.740	-	-	0.000	0.000	0.000	0.752	-	-			0.028			
3.000	0.000	0.000	0.000		0.001	-	-	0.000	0.000	0.000		0.007	-	-			0.000	0.000	0.000		0.940	-	-	0.000	0.000	0.000	0.944	-	-			0.030			
3.200	0.000	0.000	0.000		0.003	-	-	0.000	0.000	0.000		0.003	-	-			0.000	0.000	0.000		1.14	-	-	0.000	0.000	0.000	1.14	-	-			0.032			
Totals:						0	15						0	21	0	0							0	0					0	500	0	0			
Number of Trades:						0							0		0								0.00						0		0				

OPAP (CR)

(Contract Size: 100 Securities, Exercise Style: American, Physical Delivery)

Exercise Price	Call Options														Put Options																			
	February 2021						March 2021						Other Months		February 2021						March 2021						Other Months		Exercise Price					
	Open price	Price max	Price min	Last price	Closing price	Volume	Open Interest	Open price	Price max	Price min	Last price	Closing price	Volume	Open Interest	Volume	Open Interest	Open price	Price max	Price min	Last price	Closing price	Volume	Open Interest	Open price	Price max	Price min	Last price	Closing price		Volume	Open Interest	Volume	Open Interest	
4.000						-	-	0.000	0.000	0.000	6.67	-	-			-	-	0.000	0.000	0.000	0.001	-	-			0.000	0.000	0.000		0.001	-	-		
4.400						-	-	0.000	0.000	0.000	6.27	-	-			-	-	0.000	0.000	0.000	0.002	-	-			0.000	0.000	0.000	0.001	-	-			0.044
4.800						-	-	0.000	0.000	0.000	5.87	-	-			-	-	0.000	0.000	0.000	0.001	-	-			0.000	0.000	0.000	0.001	-	-			0.048
5.200						-	-	0.000	0.000	0.000	5.47	-	-			-	-	0.000	0.000	0.000	0.001	-	-			0.000	0.000	0.000	0.001	-	-			0.052
5.600						-	-	0.000	0.000	0.000	5.07	-	-			-	-	0.000	0.000	0.000	0.001	-	-			0.000	0.000	0.000	0.001	-	-			0.056
6.000						-	-	0.000	0.000	0.000	4.67	-	-			-	-	0.000	0.000	0.000	0.001	-	-			0.000	0.000	0.000	0.001	-	-			0.060
6.400	0.000	0.000	0.000		4.26	-	-	0.000	0.000	0.000	4.27	-	-			0.000	0.000	0.000	0.001	-	-			0.000	0.000	0.000	0.001	-	-			0.064		
6.800	0.000	0.000	0.000		3.86	-	-	0.000	0.000	0.000	3.87	-	-			0.000	0.000	0.000	0.001	-	-			0.000	0.000	0.000	0.001	-	-			0.068		
7.200	0.000	0.000	0.000		3.46	-	-	0.000	0.000	0.000	3.47	-	-			0.000	0.000	0.000	0.001	-	-			0.000	0.000	0.000	0.001	-	-			0.072		
7.600	0.000	0.000	0.000		3.06	-	-	0.000	0.000	0.000	3.08	-	-			0.000	0.000	0.000	0.001	-	-			0.000	0.000	0.000	0.001	-	-			0.076		
8.000	0.000	0.000	0.000		2.66	-	-	0.000	0.000	0.000	2.68	-	-			0.000	0.000	0.000	0.001	-	-			0.000	0.000	0.000	0.002	-	-			0.080		
8.400	0.000	0.000	0.000		2.26	-	-	0.000	0.000	0.000	2.28	-	-			0.000	0.000	0.000	0.003	-	-			0.000	0.000	0.000	0.006	-	-			0.084		
8.800	0.000	0.000	0.000		1.86	-	-	0.000	0.000	0.000	1.90	-	-			0.000	0.000	0.000	0.001	-	-			0.000	0.000	0.000	0.018	-	-			0.088		
9.200	0.000	0.000	0.000		1.46	-	-	0.000	0.000	0.000	1.53	-	-			0.000	0.000	0.000	0.001	-	5			0.000	0.000	0.000	0.049	-	-			0.092		
9.600	0.000	0.000	0.000		1.07	-	-	0.000	0.000	0.000	1.18	-	5			0.000	0.000	0.000	0.004	-	5			0.000	0.000	0.000	0.106	-	-			0.096		
10.000	0.000	0.000	0.000		0.690	-	5	0.000	0.000	0.000	0.879	-	-			0.000	0.000	0.000	0.026	-	5			0.000	0.000	0.000	0.200	-	-			0.100		
11.000	0.000	0.000	0.000		0.092	-	-	0.000	0.000	0.000	0.343	-	-			0.000	0.000	0.000	0.428	-	-			0.000	0.000	0.000	0.663	-	-			0.110		
12.000	0.000	0.000	0.000		0.002	-	-	0.000	0.000	0.000	0.101	-	-			0.000	0.000	0.000	1.34	-	-			0.000	0.000	0.000	1.42	-	-			0.120		
13.000	0.000	0.000	0.000		0.003	-	-	0.000	0.000	0.000	0.022	-	-			0.000	0.000	0.000	2.34	-	-			0.000	0.000	0.000	2.35	-	-			0.130		
14.000	0.000	0.000	0.000		0.002	-	-	0.000	0.000	0.000	0.004	-	-			0.000	0.000	0.000	3.34	-	-			0.000	0.000	0.000	3.34	-	-			0.140		
15.000	0.000	0.000	0.000		0.001	-	-	0.000	0.000	0.000	0.001	-	-			0.000	0.000	0.000	4.34	-	-			0.000	0.000	0.000	4.34	-	-			0.150		
16.000	0.000	0.000	0.000		0.001	-	-	0.000	0.000	0.000	0.001	-	-			0.000	0.000	0.000	5.34	-	-			0.000	0.000	0.000	5.34	-	-			0.160		
Totals:						0	5					0	5	0	0					0	15						0	15	0	0				
Number of Trades:						0						0		0						0.00							0		0					

OTE (CR)

(Contract Size: 100 Securities, Exercise Style: American, Physical Delivery)

Exercise Price	Call Options														Put Options																			
	February 2021						March 2021						Other Months		February 2021						March 2021						Other Months		Exercise Price					
	Open price	Price max	Price min	Last price	Closing price	Volume	Open Interest	Open price	Price max	Price min	Last price	Closing price	Volume	Open Interest	Volume	Open Interest	Open price	Price max	Price min	Last price	Closing price	Volume	Open Interest	Open price	Price max	Price min	Last price	Closing price		Volume	Open Interest	Volume	Open Interest	
8.000						-	-	0.000	0.000	0.000		4.27	-	-									-	-	0.000	0.000	0.000			0.001	-	-		
8.400						-	-	0.000	0.000	0.000		3.87	-	-									-	-	0.000	0.000	0.000		0.001	-	-			0.084
8.800	0.000	0.000	0.000		3.45	-	-	0.000	0.000	0.000		3.47	-	-			0.000	0.000	0.000		0.001	-	-	0.000	0.000	0.000		0.001	-	-			0.088	
9.200	0.000	0.000	0.000		3.05	-	-	0.000	0.000	0.000		3.07	-	-			0.000	0.000	0.000		0.001	-	-	0.000	0.000	0.000		0.001	-	-			0.092	
9.600	0.000	0.000	0.000		2.65	-	-	0.000	0.000	0.000		2.67	-	-			0.000	0.000	0.000		0.001	-	-	0.000	0.000	0.000		0.001	-	-			0.096	
10.000	0.000	0.000	0.000		2.25	-	-	0.000	0.000	0.000		2.28	-	-			0.000	0.000	0.000		0.001	-	-	0.000	0.000	0.000		0.006	-	-			0.100	
11.000	0.000	0.000	0.000		1.26	-	-	0.000	0.000	0.000		1.34	-	-			0.000	0.000	0.000		0.002	-	-	0.000	0.000	0.000		0.066	-	-			0.110	
12.000	0.000	0.000	0.000		0.384	-	-	0.000	0.000	0.000		0.609	-	-			0.000	0.000	0.000		0.129	-	5	0.000	0.000	0.000		0.337	-	-			0.120	
13.000	0.000	0.000	0.000		0.033	-	5	0.332	0.332	0.320	0.320	0.320	3	-			0.000	0.000	0.000		0.779	-	5	0.000	0.000	0.000		0.929	-	-			0.130	
14.000	0.000	0.000	0.000		0.001	-	5	0.000	0.000	0.000		0.046	-	-			0.000	0.000	0.000		1.75	-	-	0.000	0.000	0.000		1.78	-	-			0.140	
15.000	0.000	0.000	0.000		0.001	-	-	0.000	0.000	0.000		0.008	-	-			0.000	0.000	0.000		2.75	-	-	0.000	0.000	0.000		2.75	-	-			0.150	
16.000	0.000	0.000	0.000		0.001	-	-	0.000	0.000	0.000		0.001	-	-			0.000	0.000	0.000		3.75	-	-	0.000	0.000	0.000		3.75	-	-			0.160	
17.000	0.000	0.000	0.000		0.001	-	-	0.000	0.000	0.000		0.001	-	-			0.000	0.000	0.000		4.75	-	-	0.000	0.000	0.000		4.75	-	-			0.170	
18.000	0.000	0.000	0.000		0.001	-	-	0.000	0.000	0.000		0.001	-	-			0.000	0.000	0.000		5.75	-	-	0.000	0.000	0.000		5.75	-	-			0.180	
19.000	0.000	0.000	0.000		0.001	-	-	0.000	0.000	0.000		0.001	-	-			0.000	0.000	0.000		6.75	-	-	0.000	0.000	0.000		6.75	-	-			0.190	
Totals:						0	11						3	0	0	0						0	10					0	0	0	0	0		
Number of Trades:						0							2		0							0.00						0		0				

PIRAEUS FINANCIAL HOLD (CR)

(Contract Size: 100 Securities, Exercise Style: American, Physical Delivery)

Call Options														Put Options																				
February 2021							March 2021							Other Months		February 2021							March 2021							Other Months		Exercise Price		
Open price	Price max	Price min	Last price	Closing price	Volume	Open Interest	Open price	Price max	Price min	Last price	Closing price	Volume	Open Interest	Volume	Open Interest	Open price	Price max	Price min	Last price	Closing price	Volume	Open Interest	Open price	Price max	Price min	Last price	Closing price	Volume	Open Interest	Volume	Open Interest			
0.350					-	-	0.000	0.000	0.000		0.397	-	-			-	-	0.000	0.000	0.000		0.001	-	-			0.000	0.000	0.000		0.001	-	-	0.004
0.400					-	-	0.000	0.000	0.000		0.347	-	-			-	-	0.000	0.000	0.000		0.001	-	-			0.000	0.000	0.000		0.001	-	-	0.004
0.450	0.000	0.000	0.000		0.296	-	-	0.000	0.000	0.000		0.297	-	-		0.000	0.000	0.000		0.001	-	-		0.000	0.000	0.000		0.001	-	-	0.005			
0.500	0.000	0.000	0.000		0.246	-	-	0.000	0.000	0.000		0.249	-	-		0.000	0.000	0.000		0.001	-	-		0.000	0.000	0.000		0.002	-	-	0.005			
0.550	0.000	0.000	0.000		0.197	-	-	0.000	0.000	0.000		0.202	-	-		0.000	0.000	0.000		0.001	-	-		0.000	0.000	0.000		0.005	-	-	0.006			
0.600	0.000	0.000	0.000		0.150	-	-	0.000	0.000	0.000		0.159	-	-		0.000	0.000	0.000		0.003	-	-		0.000	0.000	0.000		0.012	-	-	0.006			
0.650	0.000	0.000	0.000		0.107	-	-	0.000	0.000	0.000		0.121	-	-		0.000	0.000	0.000		0.011	-	-		0.000	0.000	0.000		0.024	-	-	0.007			
0.700	0.000	0.000	0.000		0.071	-	-	0.000	0.000	0.000		0.089	-	-		0.000	0.000	0.000		0.025	-	-		0.000	0.000	0.000		0.041	-	-	0.007			
0.750	0.000	0.000	0.000		0.044	-	-	0.000	0.000	0.000		0.063	-	-		0.000	0.000	0.000		0.047	-	-		0.000	0.000	0.000		0.066	-	-	0.008			
0.800	0.000	0.000	0.000		0.025	-	-	0.000	0.000	0.000		0.044	-	5		0.000	0.000	0.000		0.079	-	-		0.000	0.000	0.000		0.096	-	-	0.008			
0.850	0.000	0.000	0.000		0.013	-	-	0.000	0.000	0.000		0.029	-	-		0.000	0.000	0.000		0.117	-	-		0.000	0.000	0.000		0.132	-	-	0.009			
0.900	0.000	0.000	0.000		0.007	-	-	0.000	0.000	0.000		0.019	-	20		0.000	0.000	0.000		0.160	-	-		0.000	0.000	0.000		0.172	-	-	0.009			
0.950	0.000	0.000	0.000		0.003	-	-	0.000	0.000	0.000		0.012	-	-		0.000	0.000	0.000		0.207	-	-		0.000	0.000	0.000		0.215	-	-	0.010			
1.000	0.000	0.000	0.000		0.001	-	-	0.000	0.000	0.000		0.008	-	-		0.000	0.000	0.000		0.255	-	-		0.000	0.000	0.000		0.260	-	-	0.010			
1.100	0.000	0.000	0.000		0.001	-	10	0.000	0.000	0.000		0.003	-	-		0.000	0.000	0.000		0.354	-	-		0.000	0.000	0.000		0.356	-	-	0.011			
1.200	0.000	0.000	0.000		0.001	-	-	0.000	0.000	0.000		0.001	-	-		0.000	0.000	0.000		0.454	-	-		0.000	0.000	0.000		0.454	-	-	0.012			
1.300	0.000	0.000	0.000		0.001	-	-	0.000	0.000	0.000		0.001	-	-		0.000	0.000	0.000		0.554	-	-		0.000	0.000	0.000		0.554	-	-	0.013			
1.400	0.000	0.000	0.000		0.001	-	10	0.000	0.000	0.000		0.001	-	-		0.000	0.000	0.000		0.654	-	-		0.000	0.000	0.000		0.654	-	-	0.014			
1.500	0.000	0.000	0.000		0.002	-	-	0.000	0.000	0.000		0.005	-	-		0.000	0.000	0.000		0.754	-	-		0.000	0.000	0.000		0.754	-	-	0.015			
1.600	0.000	0.000	0.000		0.001	-	-	0.000	0.000	0.000		0.003	-	-		0.000	0.000	0.000		0.854	-	-		0.000	0.000	0.000		0.854	-	-	0.016			
1.700	0.000	0.000	0.000		0.001	-	-	0.000	0.000	0.000		0.002	-	-		0.000	0.000	0.000		0.954	-	-		0.000	0.000	0.000		0.954	-	-	0.017			
1.800	0.000	0.000	0.000		0.001	-	-	0.000	0.000	0.000		0.001	-	-		0.000	0.000	0.000		1.05	-	-		0.000	0.000	0.000		1.05	-	-	0.018			
1.900					-	-	0.000	0.000	0.000		0.001	-	-			-	-	0.000	0.000	0.000		0.001	-	-		0.000	0.000	0.000		1.15	-	-	0.019	
2.000					-	-	0.000	0.000	0.000		0.001	-	-			-	-	0.000	0.000	0.000		0.001	-	-		0.000	0.000	0.000		1.25	-	-	0.020	
2.200					-	-	0.000	0.000	0.000		0.002	-	-			-	-	0.000	0.000	0.000		0.002	-	-		0.000	0.000	0.000		1.45	-	-	0.022	
2.400					-	-	0.000	0.000	0.000		0.001	-	-			-	-	0.000	0.000	0.000		0.001	-	-		0.000	0.000	0.000		1.65	-	-	0.024	
Totals:					0	20						0	25	0	0						0	0						0	7	0	0			
Number of Trades:					0						0						0						0						0					

PPC (CR)

(Contract Size: 100 Securities, Exercise Style: American, Physical Delivery)

Call Options														Put Options																				
February 2021							March 2021							Other Months		February 2021							March 2021							Other Months		Exercise Price		
Open price	Price max	Price min	Last price	Closing price	Volume	Open Interest	Open price	Price max	Price min	Last price	Closing price	Volume	Open Interest	Volume	Open Interest	Open price	Price max	Price min	Last price	Closing price	Volume	Open Interest	Open price	Price max	Price min	Last price	Closing price	Volume	Open Interest	Volume	Open Interest			
1.400					-	-	0.000	0.000	0.000		6.57	-	-			-	-	0.000	0.000	0.000		0.001	-	-			0.000	0.000	0.000		0.001	-	-	0.014
1.500					-	-	0.000	0.000	0.000		6.47	-	-			-	-	0.000	0.000	0.000		0.002	-	-			0.000	0.000	0.000		0.002	-	-	0.015
1.600					-	-	0.000	0.000	0.000		6.37	-	-			-	-	0.000	0.000	0.000		0.001	-	-			0.000	0.000	0.000		0.001	-	-	0.016
1.700					-	-	0.000	0.000	0.000		6.27	-	-			-	-	0.000	0.000	0.000		0.001	-	-			0.000	0.000	0.000		0.001	-	-	0.017
1.800					-	-	0.000	0.000	0.000		6.17	-	-			-	-	0.000	0.000	0.000		0.001	-	-			0.000	0.000	0.000		0.001	-	-	0.018
1.900					-	-	0.000	0.000	0.000		6.07	-	-			-	-	0.000	0.000	0.000		0.001	-	-			0.000	0.000	0.000		0.001	-	-	0.019
2.000					-	-	0.000	0.000	0.000		5.97	-	-			-	-	0.000	0.000	0.000		0.001	-	-			0.000	0.000	0.000		0.001	-	-	0.020
2.200					-	-	0.000	0.000	0.000		5.77	-	-			-	-	0.000	0.000	0.000		0.001	-	-			0.000	0.000	0.000		0.001	-	-	0.022
2.400					-	-	0.000	0.000	0.000		5.57	-	-			-	-	0.000	0.000	0.000		0.001	-	-			0.000	0.000	0.000		0.001	-	-	0.024
2.600					-	-	0.000	0.000	0.000		5.38	-	-			-	-	0.000	0.000	0.000		0.001	-	-			0.000	0.000	0.000		0.001	-	-	0.026
2.800					-	-	0.000	0.000	0.000		5.18	-	-			-	-	0.000	0.000	0.000		0.001	-	-			0.000	0.000	0.000		0.001	-	-	0.028
3.000					-	-	0.000	0.000	0.000		4.98	-	-			-	-	0.000	0.000	0.000		0.002	-	-			0.000	0.000	0.000		0.002	-	-	0.030
3.200					-	-	0.000	0.000	0.000		4.78	-	-			-	-	0.000	0.000	0.000		0.001	-	-			0.000	0.000	0.000		0.001	-	-	0.032
3.400					-	-	0.000	0.000	0.000		4.58	-	-			-	-	0.000	0.000	0.000		0.001	-	-			0.000	0.000	0.000		0.001	-	-	0.034
3.600					-	-	0.000	0.000	0.000		4.38	-	-			-	-	0.000	0.000	0.000		0.001	-	-			0.000	0.000	0.000		0.001	-	-	0.036
3.800					-	-	0.000	0.000	0.000		4.18	-	-			-	-	0.000	0.000	0.000		0.001	-	-			0.000	0.000	0.000		0.001	-	-	0.038
4.000	0.000	0.000	0.000		3.97	-	-	0.000	0.000	0.000		3.98	-	-			0.000	0.000	0.000		0.001	-	-			0.000	0.000	0.000		0.001	-	-	0.040	
4.400	0.000	0.000	0.000		3.57	-	-	0.000	0.000	0.000		3.58	-	-			0.000	0.000	0.000		0.001	-	-			0.000	0.000	0.000		0.001	-	-	0.044	
4.800	0.000	0.000	0.000		3.17	-	-	0.000	0.000	0.000		3.18	-	-			0.000	0.000	0.000		0.001	-	-			0.000	0.000	0.000		0.001	-	-	0.048	
5.200	0.000	0.000	0.000		2.77	-	-	0.000	0.000	0.000		2.78	-	-			0.000	0.000	0.000		0.001	-	-			0.000	0.000	0.000		0.001	-	-	0.052	
5.600	0.000	0.000	0.000		2.37	-	-	0.000	0.000	0.000		2.38	-	-			0.000	0.000	0.000		0.001	-	-			0.000	0.000	0.000		0.001	-	-	0.056	
6.000	0.000	0.000	0.000		1.97	-	-	0.000	0.000	0.000		1.99	-	-			0.000	0.000	0.000		0.001	-	-			0.000	0.000	0.000		0.004	-	-	0.060	
6.400	0.000	0.000	0.000		1.57	-	-	0.000	0.000	0.000		1.60	-	2			0.000	0.000	0.000		0.001	-	-			0.000	0.000	0.000		0.015	-	-	0.064	
6.800	0.000	0.000	0.000		1.17	-	-	0.000	0.000	0.000		1.23	-	-			0.000	0.000	0.000		0.001	-	38			0.000	0.000	0.000		0.047	-	-	0.068	
7.200	0.000	0.000	0.000		0.779	-	5	1.10	1.10	1.10	1.10	1.10	4	15			0.000	0.000	0.000		0.006	-	-			0.000	0.000	0.000		0.115	-	-	0.072	
7.600	0.000	0.000	0.000		0.422	-	33	0.747	0.761	0.747	0.748	0.748	20	10			0.000	0.000	0.000		0.049	-	-			0.120	0.120	0.120	0.120	0.120	11	0	0.076	
8.000	0.266	0.376	0.266	0.372	0.372	10	409	0.000	0.000	0.000		0.400	-	55			0.000	0.000	0.000		0.196	-	5			0.000	0.000	0.000		0.415	-	-	0.080	
8.400	0.000	0.000	0.000		0.046	-	-	0.342	0.396	0.342	0.396	0.396	30	26			0.000	0.000	0.000		0.473	-	-			0.000	0.000	0.000		0.660	-	-	0.084	
8.800	0.000	0.000	0.000		0.008	-	-	0.000	0.000	0.000		0.139	-	-			0.000	0.000	0.000		0.836	-	-			0.000	0.000	0.000		0.955	-	-	0.088	
9.200	0.000	0.000	0.000		0.001	-	-	0.000	0.000	0.000		0.073	-	-			0.000	0.000	0.000		1.23	-	-			0.000	0.000	0.000		1.29	-	-	0.092	
9.600	0.000	0.000	0.000		0.001	-	-	0.000	0.000	0.000		0.037	-	-			0.000	0.000	0.000		1.63	-	-			0.000	0.000	0.000		1.66	-	-	0.096	
10.000	0.000	0.000	0.000		0.001	-	-	0.000	0.000	0.000		0.018	-	-			0.000	0.000	0.000		2.03	-	-			0.000	0.000	0.000		2.04	-	-	0.100	
Totals:					10	447						54	108	0	0						10	43							11	8	0	0		
Number of Trades:					6							14		0							0.00								1		0			

Lending Products	Underlying Title	Multilateral Transactions[1]					Bilateral Transactions[2]		Stock Borrowing through OTC (volume)[3]
		Open Interest[5]	Volume(Offered)	Average Weighted	Transactions volume	Average Weighted	Transactions Volume	Average Weighted	Transactions Volume
ADMIEBOR	ADMIE (IPTO) HOLDING S.A. (CR)	5,776	---	---	---	---	---	204,655	
AEGNBOR	AEGEAN AIRLINES (CR)	8,426	---	---	---	---	---	91,874	
ALPHABOR	ALPHA BANK (CR)	79,000	---	---	1,000	2.86%	---	38,342,210	
ALMYBOR	ALUMIL (CR)	---	---	---	---	---	---	---	
TATTBOR	ATTICA BANK S.A. (CR)	14,300	---	---	---	---	---	370	
EEEBOR	CC HBC AG (CR)	3,958	---	---	---	---	---	70,546	
CENERBOR	CENERGY HOLDINGS (CB)	---	---	---	---	---	---	---	
ELLAKTORBOR	ELLAKTOR (CR)	27,467	---	---	---	---	---	150,898	
EUROBBOR	EUROBANK HOLDINGS (CR)	28,327	---	---	---	---	---	39,616,142	
EYDAPBOR	EYDAP S.A. (CR)	300	---	---	---	---	---	255,864	
FFGRPBOR	FOLLI FOLLIE (CR)	---	---	---	---	---	---	897,835	
FOYRKBOR	FOURLIS (CR)	2,739	---	---	---	---	---	34,056	
GEKTERNABOR	GEK TERNA (CR)	6,100	---	---	---	---	---	23,993	
SARBOR	GR. SARANTIS S.A. (CR)	---	---	---	---	---	---	16,890	
EXAEBOR	HELLENIC EXCHANGES-A.S.E. (CR)	1,000	---	---	---	---	---	302,782	
ELPEBOR	HELLENIC PETROLEUM (CR)	6,054	---	---	---	---	---	251,811	
INTRKBOR	INTRACOM HOLDINGS (CR)	---	---	---	---	---	---	---	
BELABOR	JUMBO SA (CR)	9,505	---	---	---	---	---	108,201	
LAMDABOR	LAMDA DEVELOPMENT SA (CR)	3,400	---	---	---	---	---	500	
MIGBOR	MARFIN INVESTMENT GROUP (CR)	2,000	---	---	---	---	---	794,474	
MOHBOR	MOTOR OIL (CR)	14,800	---	---	---	---	4,500	0.01%	401,165
MYTILBOR	MYTILINEOS (CR)	3,000	---	---	---	---	---	42,554	
ETEBOR	NATIONAL BANK (CR)	92,160	---	---	---	---	---	10,969,150	
OPAPBOR	OPAP (CR)	80,126	---	---	---	---	---	1,350,377	
HTOBOR	OTE (CR)	7,239	---	---	---	---	---	558,377	
PPABOR	P.P.A. S.A. (CR)	4,005	---	---	---	---	---	10,401	
TPEIRBOR	PIRAEUS FINANCIAL HOLD (CR)	48,950	---	---	---	---	---	22,662,572	
PLAISBOR	PLAISIO COMPUTERS SA (CR)	---	---	---	---	---	---	4,000	
PPCBOR	PPC (CR)	50,400	---	---	---	---	---	3,371,671	
QUALBOR	QUALITY & RELIABILITY SA (CR)	---	---	---	---	---	---	---	
TENERGYBOR	TERNA ENERGY (CR)	16,348	---	---	---	---	---	30,958	

Stock Lending Notes

[1] - Multilateral contracts Lending or Borrowing as per Methods 8-1, 8-2 and 8-3-3 (According to ATHEX BoD Resolution No.17)

[2] - Bilateral Contracts Lending or Borrowing as per Methods 8-3-1 and 8-3-2 (According to ATHEX BoD Resolution No.20)

[3] - The information concerning OTC Stock Borrowing Transactions is based on the statements of the Dematerialised Securities System (DSS) operators involved and refers to volumes that have been registered up until the previous working day.

[4] - Average Price (Volume weighted)

[5] - The Data concerning Open Interest before the start of trading session

Lending Products	Underlying Title	Open Interest[5]	Multilateral Transactions[1]				Bilateral Transactions[2]		Stock Borrowing through OTC (volume)[3]
			Volume(Offered)	Average Weighted	Transactions volume	Average Weighted	Transactions Volume	Average Weighted	Transactions Volume
TITCBOR	TITAN CEMENT (CB)	6,080	---	---	200	2.65%	---	---	261,022
VIOBOR	VIOHALCO SA/NV (CB)	8,841	---	---	---	---	---	---	---

Stock Lending Notes

[1] - Multilateral contracts Lending or Borrowing as per Methods 8-1, 8-2 and 8-3-3 (According to ATHEX BoD Resolution No.17)

[2] - Bilateral Contracts Lending or Borrowing as per Methods 8-3-1 and 8-3-2 (According to ATHEX BoD Resolution No.20)

[3] - The information concerning OTC Stock Borrowing Transactions is based on the statements of the Dematerialised Securities System (DSS) operators involved and refers to volumes that have been registered up until the previous working day.

[4] - Average Price (Volume weighted)

[5] - The Data concerning Open Interest before the start of trading session

Sectors codification for listed companies

12003 -	ETF	10101010	Computer Services
10101015	Software	10102030	Computer Hardware
15101010	Telecommunications Equipment	15102015	Telecommunications Services
20101010	Health Care Facilities	20101025	Health Care Services
20102010	Medical Equipment	20103015	Pharmaceuticals
30101010	Banks	30202000	Diversified Financial Services
30202010	Asset Managers & Custodians	30202015	Investment Services
30302010	Full Line Insurance	30302015	Insurance Brokers
30302025	Property and Casualty Insurance	35101010	Real Estate Holding and Development
35101015	Real Estate Services	35102000	Diversified REITs
35102030	Office REITs	40201040	Rental & Leasing Services: Consumer
40202010	Home Construction	40202015	Household Furnishings
40202020	Household Appliance	40203040	Electronic Entertainment
40203045	Toys	40204020	Clothing & Accessories
40301010	Entertainment	40301030	Publishing
40301035	Radio & TV Broadcasters	40401010	Diversified Retailers
40401020	Apparel Retailers	40401025	Home Improvement Retailers
40401030	Specialty Retailers	40501010	Airlines
40501015	Travel & Tourism	40501020	Casinos & Gambling
40501025	Hotels & Motels	45101015	Distillers & Vintners
45101020	Soft Drinks	45102010	Farming Fishing Ranching & Plantations
45102020	Food Products	45103010	Tobacco
45201010	Food Retailers & Wholesalers	45201020	Personal Products
50101010	Construction	50101030	Cement
50101035	Building Materials: Other	50202010	Electrical Components
50203000	Diversified Industrials	50203015	Plastics
50203030	Containers & Packaging	50204000	Machinery: Industrial
50204020	Machinery: Construction & Handling	50205010	Industrial Suppliers
50205020	Back Office Support HR & Consulting	50205030	Forms & Bulk Printing Services
50206015	Commercial Vehicles & Parts	50206030	Marine Transportation
50206060	Transportation Services	55101000	Diversified Materials
55101020	Textile Products	55102000	General Mining
55102010	Iron & Steel	55102015	Metal Fabricating
55102035	Aluminum	60101000	Integrated Oil & Gas
60101020	Oil Refining and Marketing	65101010	Alternative Electricity
65101015	Conventional Electricity	65102030	Water



ATHEX
Athens Stock Exchange

Λεωφ. Αθηνών 110 104 42 Αθήνα
110, Athinon Ave. GR 104 42 Athens
tel. (+30)210-33.66.800, fax (+30)210-33.66.101
www.athexgroup.gr