

21

Ημερήσιο Δελτίο
Συναλλακτικής Δραστηριότητας

Daily Official List
of Trading Activity

Friday, 29 January, 2021

Year: 142 Trading Day No: 19



ATHEXGROUP
Athens Exchange Group

Disclaimer:

Hellenic Exchanges-Athens Stock Exchange S.A endeavours to ensure that the data and other material ("Information") presented on the Daily Official List are accurate and complete, but it is not liable for any errors or omissions of data or /and for the accuracy, credibility, updating and completeness of the aforesaid information nor it has any liability arising directly or indirectly from the use of the above Information.

The Company is not liable for the accuracy of the data included in listed companies' announcements. Only the sender of such an announcement is fully and solely liable for any infringement of third party's rights from the content of such announcement. All contents of the Daily Official List are provided only for information purposes and do not constitute investment advice or solicitation to invest in securities or other products listed for trading on the Exchange.

You acknowledge and agree that the Company is the owner of any property rights related to any Information appearing on the Daily Official List including intellectual property rights copyright, trademarks, etc.

The above data are a property of the Hellenic Exchanges-Athens Exchange and are copyright protected. Users are forbidden to reproduce, modify, copy, sale, transmit or redistribute, by all reproduction means and methods, part or the whole of the above data, without reference to their source.

The commercial exploitation of these data is, also, forbidden by third parties. Hellenic Exchanges-Athens Exchange does not carry any responsibility, direct or indirect, derived from usage or accidental alteration of the above data when used by third parties.

Hellenic Exchanges – Athens Stock Exchange S.A.

110 Athinon Ave., 10442 Athens, Tel: (210) 33.66.800, Fax: (210) 32.13.938

www.athexgroup.gr

Thessalonica Stock Exchange Center (T.S.E.C)

16-18 Katouni Str., Thessalonica 546 25 Tel: (2310) 567.667, Fax: (2310) 530.545

Athex Members Guarantee Fund

14-16 Fidiou Str., Athens 106 78, Tel: (210) 33.04.682, Fax: (210) 33.04.155

Hellenic Republic Capital Market Commission

1 Kolokotroni Str. & 1 Stadiou Str., Athens 10562 Tel: (210) 33.77.100 Fax: (210) 33.77.173

Table of Contents

Section 1: Statistical Figures of Securities, Derivatives and Lending

Summary of Markets

Athex Indices

Analytic Figures for Athex Market's Boards and Categories

Trading Details by Athex Sectors and Financial Instruments (ETFs)

Top 10 best & worst performing Shares

Derivatives Summary

Section 2: Analytic Figures of Shares Transactions

Analytic Figures of Shares Transactions

Shares' Notes

Section 3: Figures of Securities Transactions

Securities Blocks Details

Shares Rights Details

Stock Borrowing

Securities Forced Sales

Forced Sales Registered Shares

Exchange Traded Funds (ETFs) Characteristics

Section 5: Bonds traded in Fixed Income Assets Market

Convertible Corporate Bonds - Regulated Market

Non Convertible Corporate Bonds - Regulated Market

Government Bonds

Treasury Bills & Zero Coupon Government Bonds

Government Bonds Traded with the Open Outcry Method

State Banks Bonds

Section 6: Additional Infos

Athex & ATHEXClear Members List

List of Stocks under Market Making operations

Section 7: Derivatives Market Analytic Figures

Index Futures

Stock Futures

Index Options

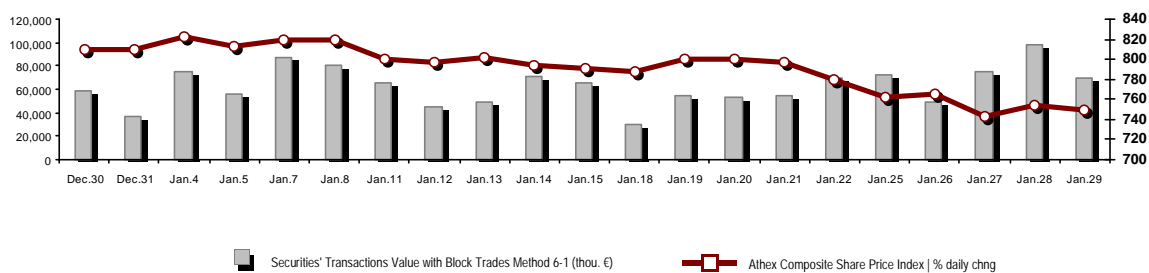
Stock Options

Stock Lending Analytic Figures

Appendix A: Sectors codification for listed companies

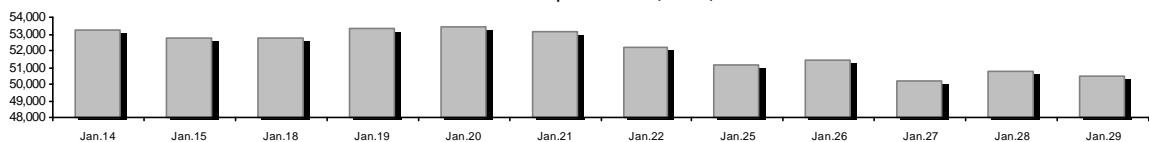
Summary of Markets

Athex Composite Share Price Index vs Shares and Derivatives Transactions Value

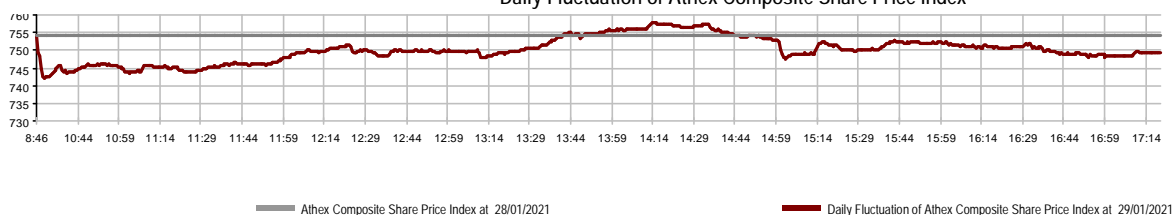


Athex Capitalisation (mill. €) **:	50,513.45	Derivatives Total Open Interest	342,986
Daily change: mill. € %	-275.28 -0.54%	in Index Futures % daily chng	4,297 3.94%
Yearly Avg Capitalisation: mill. € % chng prev year Avg	52,642.77 11.08%	in Stock Futures % daily chng	336,417 2.35%
Athex Composite Share Price Index % daily chng	749.46 -0.64%	in Index Options % daily chng	1,393 3.19%
Athex Composite Share Price Index Capitalisation (mill. €)	44,553.13	in Stock Options % daily chng	879 1.15%
Daily change (mill. €)	-300.80		
Securities' Transactions Value with Block Trades Method 6-1 (t)	69,795.00	Derivatives Contracts Volume:	38,600
Daily change: %	-27,927.58 -28.58%	Daily change: pieces %	-50,447 -56.65%
YTD Avg Trans. Value: thou. € % chng prev year Avg	64,292.18 0.39%	YTD Avg Derivatives Contracts % chng prev year Avg	40,191 0.32%
Blocks Transactions Value of Method 6-1 (thou. €)	3,573.36	Derivatives Trades Number:	2,784
Blocks Transactions Value of Method 6-2 & 6-3 (thou. €)	0.38	Daily change: number %	-2,081 -42.77%
Bonds Transactions Value (thou.€)	268.19	YTD Avg Trades number % chng prev year Avg	2,637 -0.63%
Securities' Transactions Volume with Block Trades Method 6-1 (th	30,391.27	Lending Total Open Interest	381,253
Daily change: thou. pieces %	-32,281.29 -51.51%	Daily change: pieces %	56,742 17.49%
YTD Avg Volume: % chng prev year Avg	34,307.02 -16.51%	Lending Volume (Multilateral/Bilateral)	73,993
Blocks Transactions Volume of Method 6-1 (thou. Pieces)	279.83	Daily change: pieces %	-75,907
Blocks Transactions Volume of Method 6-2 & 6-3 (thou. Pieces)	0.60	Multilateral Lending	21,442
Bonds Transactions Volume	265,276	Bilateral Lending	52,551
Securities' Trades Number with Block Trades Method 6-1	31,251	Lending Trades Number:	33
Daily change: number %	-24,061 -43.50%	Daily change: %	-10
YTD Avg Trades number % chng prev year Avg	33,493 2.63%	Multilateral Lending Trades Number	22
Number of Blocks Method 6-1	6	Bilateral Lending Trades Number	11
Number of Blocks Method 6-2 & 6-3	1		
Number of Bonds Transactions	33		

Athex Capitalisation (mill. €) **



Daily Fluctuation of Athex Composite Share Price Index



Athex Indices

Index name	29/01/2021	28/01/2021	pts.	%	Min	Max	Year min	Year max	Year change
Athex Composite Share Price Index	749.46 €	754.25	-4.79	-0.64%	742.24	757.65	726.02	827.19	-7.36% €
FTSE/Athex Large Cap	1,782.15 €	1,793.37	-11.22	-0.63%	1,759.69	1,803.61	1,718.82	1,974.47	-7.88% €
FTSE/Athex Mid Cap Index	1,052.87 €	1,057.59	-4.72	-0.45%	1,051.49	1,063.61	1,026.21	1,134.13	-4.92% €
FTSE/ATHEX-CSE Banking Index	335.48 €	345.94	-10.46	-3.02%	330.75	345.94	306.88	407.53	-14.59% €
FTSE/ATHEX High Dividend Yield Index	2,590.26 €	2,594.30	-4.04	-0.16%	2,566.79	2,611.24	2,542.41	2,826.83	-4.21% €
FTSE/ATHEX Global Traders Index Plus	1,988.17 #	1,988.14	0.03	0.00%	1,967.08	2,003.63	1,943.84	2,154.82	-5.39% €
FTSE/ATHEX Mid & Small Cap Factor-Weighted Ind	3,060.90 #	3,052.85	8.05	0.26%	3,051.60	3,076.61	2,996.13	3,209.26	-2.02% €
ATHEX Select Index Plus	2,843.66 €	2,865.76	-22.10	-0.77%	2,839.93	2,869.95	2,805.20	3,122.90	-7.69% €
ATHEX Select Index	2,849.15 €	2,874.06	-24.91	-0.87%	2,845.29	2,876.08	2,785.00	3,121.02	-5.90% €
FTSE/Athex Market Index	436.17 €	439.75	-3.58	-0.81%	432.92	441.62	424.25	482.78	-7.90% €
FTSE Med Index	4,579.41 €	4,590.52	-11.11	-0.24%			4,530.82	4,812.94	0.97% #
Athex Composite Index Total Return Index	1,260.38 €	1,268.43	-8.05	-0.63%	1,248.23	1,274.15	1,220.96	1,391.10	-7.36% €
FTSE/Athex Large Cap Total Return	2,735.45 €	2,752.66	-17.21	-0.63%			2,707.58	3,016.09	-7.88% €
FTSE/Athex Mid Cap Total Return	1,321.63 €	1,327.56	-5.93	-0.45%			1,313.08	1,415.58	-4.92% €
FTSE/ATHEX-CSE Banking Total Return Index	293.88 €	303.05	-9.17	-3.03%			283.07	348.74	-14.59% €
Hellenic Mid & Small Cap Index	1,138.35 €	1,139.39	-1.04	-0.09%	1,128.91	1,145.73	1,110.37	1,232.15	-5.33% €
FTSE/Athex Banks	443.24 €	457.07	-13.83	-3.03%	436.99	457.07	405.46	538.45	-14.60% €
FTSE/Athex Insurance	1,981.17 #	1,969.21	11.96	0.61%	1,969.21	1,985.16	1,909.42	2,032.99	3.76% #
FTSE/Athex Financial Services	699.25 €	718.75	-19.50	-2.71%	699.25	718.75	679.98	832.38	-8.47% €
FTSE/Athex Industrial Goods & Services	2,935.79 #	2,890.82	44.97	1.56%	2,842.72	2,956.49	2,762.19	3,082.38	0.10% #
FTSE/Athex Retail	47.42 €	47.70	-0.28	-0.59%	47.29	48.22	46.54	51.40	-4.34% €
FTSE/ATHEX Real Estate	4,355.40 €	4,410.85	-55.45	-1.26%	4,297.28	4,411.18	4,259.92	4,969.83	-9.74% €
FTSE/Athex Consumer Goods & Services	7,087.33 #	7,019.14	68.19	0.97%	6,939.31	7,139.47	6,939.31	7,866.12	-8.93% €
FTSE/Athex Food & Beverage	9,058.21 €	9,256.82	-198.61	-2.15%	9,058.06	9,256.82	9,045.03	10,201.04	-8.37% €
FTSE/Athex Basic Resources	5,518.96 #	5,467.59	51.37	0.94%	5,431.74	5,623.62	5,233.31	6,239.09	-10.32% €
FTSE/Athex Construction & Materials	2,636.51 €	2,658.38	-21.87	-0.82%	2,607.10	2,658.38	2,565.75	2,847.56	-4.51% €
FTSE/Athex Energy	2,948.21 €	2,982.02	-33.81	-1.13%	2,927.05	2,982.02	2,871.78	3,359.24	-0.56% €
FTSE/Athex Travel & Leisure	1,587.18 #	1,567.10	20.08	1.28%	1,540.34	1,608.44	1,540.34	1,784.66	-8.39% €
FTSE/Athex Technology	1,060.12 €	1,064.84	-4.72	-0.44%	1,060.12	1,072.54	1,043.00	1,167.75	-2.95% €
FTSE/Athex Telecommunications	3,319.30 €	3,349.40	-30.10	-0.90%	3,295.83	3,364.82	3,295.83	3,734.35	-8.92% €
FTSE/Athex Utilities	4,494.54 #	4,425.12	69.42	1.57%	4,369.49	4,527.87	4,264.97	4,826.28	-2.35% €
FTSE/Athex Health Care	417.53 ~	417.53	0.00	0.00%	417.53	417.53	398.87	475.85	-5.79% €
Athex All Share Index	176.98 €	177.96	-0.98	-0.55%	176.98	176.98	175.88	190.40	-5.63% €
Hellenic Corporate Bond Index	123.13 €	123.22	-0.09	-0.07%			122.29	123.28	0.88% #
Hellenic Corporate Bond Price Index	94.44 €	94.52	-0.08	-0.08%			93.98	94.57	0.63% #

Note 1: FTSE/Med 100, Hellenic Corporate Bond Price Index and Hellenic Corporate Bond Index closing prices refer to the previous trading day of 27/01/2021.

Note 2: The Hellenic Mid & Small Cap Index is a Customized index calculated by the Athens Exchange.

Analytic Figures for Athex Market's Boards and Categories

	Total Traded Securities	Main Market	Surveillance	Exchange Traded Funds (ETFs)
Totals	122	106	15	1
Gain / Lose / Same:	46 / 55 / 21	40 / 51 / 15	5 / 4 / 6	1 / 0 / 0
Athex Capitalisation (mill. €) **	50,513.45	50,181.85	331.60	
Daily Average Trans/ons Value(thou.€)	64,292.18	64,220.21	125.13	18.39
Transactions Value	69,795.38	69,669.20	116.98	9.20
Main Board:	66,221.64	66,095.47	116.98	9.20
Blocks Board 6_2_3:	3,573.74	3,573.74	0.00	0.00
Forced Sales Board:	0.00	0.00	0.00	0.00
Special Terms Board:	0.00	0.00	0.00	0.00
Daily Average Transactions Volume	34,307,019	33,713,128	681,125	995
Transactions Volume	30,391,873	29,754,427	636,937	509
Main Board:	30,111,445	29,473,999	636,937	509
Blocks Board 6_2_3:	280,428	280,428	0	0
Forced Sales Board:	0	0	0	0
Special Terms Board:	0	0	0	0
Daily Average Number of Trades	33,493	33,253	238	4
Number of Trades	31,252	31,056	192	4
Main Board:	31,245	31,049	192	4
Blocks Board 6_2_3:	7	7	0	0
Forced Sales Board:	0	0	0	0
Special Terms Board:	0	0	0	0

Trading Details by Athex Sectors and Financial Instruments (ETFs)

Code	Sectors	Gain / Lose / Same	Number of Trades	Transactions Volume	Transactions Value	% of Total Trans. Value
3010	- Banks	0 / 6 / 0	10,784	20,910,500	20,051,437.03	28.73%
5510	- Basic Resources	9 / 4 / 2	887	408,954	866,527.08	1.24%
5010	- Construction & Materials	4 / 8 / 1	1,766	823,919	2,506,731.21	3.59%
4020	- Consumer Products & Services	2 / 4 / 2	1,458	317,534	3,532,687.22	5.06%
6010	- Energy	3 / 1 / 0	1,453	486,134	4,810,608.63	6.89%
12000	- Financial Instruments	1 / 0 / 0	4	509	9,201.31	0.01%
3020	- Financial Services	0 / 2 / 1	667	2,248,931	501,319.22	0.72%
4510	- Food Beverage & Tobacco	2 / 3 / 4	173	30,146	364,591.37	0.52%
2010	- Health Care	2 / 1 / 0	40	19,845	15,571.04	0.02%
5020	- Industrial Goods & Service	9 / 6 / 3	2,075	652,984	3,591,385.46	5.15%
3030	- Insurance	1 / 1 / 0	74	14,598	69,957.37	0.10%
4030	- Media	0 / 0 / 1	22	7,927	2,176.28	0.00%
4520	- Personal Care, Drug & Grocery Stores	1 / 1 / 1	176	32,195	226,210.92	0.32%
3510	- Real Estate	1 / 3 / 2	938	221,879	1,304,258.68	1.87%
4040	- Retail	2 / 3 / 0	361	115,368	256,655.16	0.37%
1010	- Technology	3 / 4 / 2	296	64,542	237,818.12	0.34%
1510	- Telecommunications	2 / 2 / 1	3,311	1,275,305	14,553,815.97	20.85%
4050	- Travel & Leisure	2 / 3 / 1	2,989	1,403,141	7,539,929.24	10.80%
6510	- Utilities	2 / 3 / 0	3,778	1,357,462	9,354,499.77	13.40%

Top 10 best & worst performing Shares

Main Market

With positive Price change	Closing price	change	With negative Price change	Closing price	change
ELVALHALCOR (CR)	1.78	4.71% #	ELLAKTOR (CR)	1.4	-4.76% ☹
REVOIL (CR)	0.97	4.30% #	ALPHA BANK (CR)	0.755	-4.38% ☹
EPSILON NET (CR)	4.2	3.96% #	MARFIN INVESTMENT GROUP (CR)	0.0317	-3.94% ☹
PPC (CR)	7.065	3.90% #	MOTODYNAMICS S.A. (CR)	1.15	-3.36% ☹
ALUMIL (CR)	1.12	3.70% #	PROFILE SA (CR)	4.84	-3.20% ☹
TERNA ENERGY (CR)	14.06	1.88% #	ADMIE (IPTO) HOLDING S.A. (CR)	2.39	-3.04% ☹
BYTE COMPUTER SA (CR)	1.41	1.81% #	NATIONAL BANK (CR)	1.951	-2.93% ☹
MYTILINEOS (CR)	12.06	1.77% #	HELLENIC EXCHANGES-A.S.E. (CR)	3.495	-2.65% ☹
ELINOIL S.A. (CR)	1.86	1.64% #	AEGEAN AIRLINES (CR)	4.1	-2.38% ☹
OPAP (CR)	10.12	1.50% #	EUROBANK HOLDINGS (CR)	0.5494	-2.24% ☹
With the highest Transactions Value	Value (thou. €)	change	With the highest Transactions Volume	Volume	change
OTE (CR)	14,500.93	-0.91% ☹	ALPHA BANK (CR)	8,163,632	-4.38% ☹
NATIONAL BANK (CR)	8,753.02	-2.93% ☹	EUROBANK HOLDINGS (CR)	6,552,752	-2.24% ☹
OPAP (CR)	6,824.75	1.50% #	NATIONAL BANK (CR)	4,464,420	-2.93% ☹
ALPHA BANK (CR)	6,241.62	-4.38% ☹	MARFIN INVESTMENT GROUP (CR)	2,125,962	-3.94% ☹
MOTOR OIL (CR)	4,419.49	-2.11% ☹	PIRAEUS FINANCIAL HOLD (CR)	1,563,480	-2.17% ☹
PPC (CR)	4,408.53	3.90% #	OTE (CR)	1,206,742	-0.91% ☹
TERNA ENERGY (CR)	3,628.48	1.88% #	OPAP (CR)	675,847	1.50% #
EUROBANK HOLDINGS (CR)	3,607.45	-2.24% ☹	PPC (CR)	633,184	3.90% #
JUMBO SA (CR)	3,397.43	1.17% #	ADMIE (IPTO) HOLDING S.A. (CR)	417,529	-3.04% ☹
MYTILINEOS (CR)	2,739.17	1.77% #	MOTOR OIL (CR)	380,000	-2.11% ☹

Note: Stocks that are not included in the "Low Dispersion" and "Under Supervision" categories, and the transactions value is more than 10,000 €.

Derivatives Summary

	Number of Trades	Volume	Open Interest
Index Futures	251	908	4,297
FTSE/Athex Large Cap	251	908	4,297
Stock Futures	2,509	37,475	336,417
ADMIE (IPTO) HOLDING S.A. (CR)	47	202	5,646
ALPHA BANK (CR)	608	17,376	82,634
ATTICA BANK S.A. (CR)	0	0	220
CC HBC AG (CR)	13	50	165
CENERGY HOLDINGS (CB)	23	182	6,271
ELLAKTOR (CR)	51	487	4,393
EUROBANK HOLDINGS (CR)	92	2,274	43,717
EYDAP S.A. (CR)	7	13	236
FOURLIS (CR)	11	24	524
GEK TERNA (CR)	35	174	5,801
HELLENIC EXCHANGES-A.S.E. (CR)	10	31	2,123
HELLENIC PETROLEUM (CR)	9	39	2,160
INTRACOM HOLDINGS (CR)	6	14	1,417
JUMBO SA (CR)	31	66	905
LAMDA DEVELOPMENT SA (CR)	27	122	1,481
MARFIN INVESTMENT GROUP (CR)	8	313	53,971
MOTOR OIL (CR)	46	235	1,701
MYTILINEOS (CR)	80	325	5,083
NATIONAL BANK (CR)	481	7,713	35,930
OPAP (CR)	81	354	2,241
OTE (CR)	218	991	5,515
P.P.A. S.A. (CR)	9	14	338
PIRAEUS FINANCIAL HOLD (CR)	225	4,537	57,517
PPC (CR)	335	1,698	12,127
TERNA ENERGY (CR)	20	145	320
TITAN CEMENT (CB)	3	8	607
VIOHALCO SA/NV (CB)	33	88	3,374
Index Options	23	213	1,393
FTSE/Athex Large Cap	23	213	1,393
Stock Options	1	4	879
ALPHA BANK (CR)	0	0	0
NATIONAL BANK (CR)	0	0	529
OPAP (CR)	0	0	40
OTE (CR)	0	0	20
PIRAEUS FINANCIAL HOLD (CR)	0	0	27
PPC (CR)	1	4	263
Total Derivatives Traded	2,784	38,600	342,986

Number of Outstanding Securities	Nominal Value	Dividends [1]			Date of Last Coupon		Note	Shares	Closing price	% change	Previous closing price/date	Open price	Price min	Price max	Last price	Avg price	Last Bid [7]	Last Ask [7]	P/E after tax	Year	Volume	Trades	Transactions Value[8]	Company Mkt Value (thou. €)	Year low	Year high	Sector[4]
		2018	2019	2020	Dividend [2]	Right																					
24,319,250	0.300	---	---	---	09/07/2002	04/07/2007	5165	PROODEFTIKH SA (CR)	0.226	13.00 #	0.2	28/01/2021	0.226	0.226	0.226	0.226	500@0.210	4000@0.226	---	---	1,000	1	226.00	5,496.15	0.2	0.25	50101010
13,582,223	1.35	---	---	---	24/06/2008	02/02/2016	4887	SIDMA STEEL (CR)	0.66	---	0.66	28/01/2021	0.66	0.66	0.66	0.66	310@0.655	100@0.685	---	---	46	1	30.36	8,964.27	0.615	0.76	55102010
766,000	1.00	---	---	---	01/07/2004	11/12/2012	5193	TRIA ALFA SA (CR)	7	---	7	28/01/2021	---	---	---	---	---	174@5.60	44.23	2019	---	---	---	5,837.30	7	7	55101020
245,000	1.00	---	---	---	19/07/2010	11/12/2012	5194	TRIA ALFA SA (PR)	1.94	---	1.94	28/01/2021	---	---	---	---	700@1.68	175@1.94	12.26	2019	---	---	---	5,837.30	1.66	2.8	55101020

Suspension Status

20,255,805	0.300	---	---	---	22/08/2006	02/08/2010	5136	AXON HOLDING SA (CR)	0.058	---	0.058	28/04/2017	---	---	---	---	---	---	---	---	---	---	---	1,174.84	0.058	0.058	20101010	
5,867,311	0.300	---	---	---	11/08/2010	28/04/2017	5243	DIONIC (CR)	0.11	---	0.11	30/06/2020	---	---	---	---	---	---	---	---	---	---	---	---	645.40	0.11	0.11	50205010
21,820,410	0.800	---	---	---	22/05/2008	02/08/2011	5174	EUROMEDICA SA (CR)	0.448	---	0.448	30/04/2018	---	---	---	---	---	---	---	---	---	---	---	---	9,775.54	0.448	0.448	20101010
66,948,210	0.300	---	---	---	22/09/2015	22/09/2015	5179	FOLLI FOLLIE (CR)	4.8	---	4.8	24/05/2018	---	---	---	---	---	---	---	---	---	---	---	---	321,351.41	4.8	4.8	40401030
12,417,000	0.310	0.0205	---	---	27/08/2019	28/08/2017	5233	MLS MULTIMEDIA SA (CR)	0.57	---	0.57	12/05/2020	---	---	---	---	---	---	---	---	---	---	---	---	7,077.69	0.57	0.57	10101015
33,301,715	0.320	---	---	---	27/06/2003	08/07/2009	5241	AEGEK (CR)	0.035	---	0.035	25/06/2020	---	---	---	---	---	---	---	---	---	---	---	---	1,165.56	0.035	0.035	50101010
77,126,446	0.340	---	---	---	23/05/2005	18/08/2011	5206	G.E. DIMITRIOU (CR)	0.0125	---	0.0125	30/04/2019	---	---	---	---	---	---	---	---	---	---	---	---	964.08	0.0125	0.0125	40202020
6,000,000	0.600	---	---	---	13/06/2008	08/04/2004	5172	EUROBROKERS S.A. (CR)	0.008	---	0.008	27/04/2018	---	---	---	---	---	---	---	---	---	---	---	---	48.00	0.008	0.008	30302015
7,085,888	1.59	---	---	---	02/07/1996	06/09/2010	5216	ELVIEMEK (CR)	2.6	---	2.6	30/09/2019	---	---	---	---	---	---	---	---	---	---	---	---	18,423.31	2.6	2.6	35101010
25,179,640	0.600	---	---	---	08/08/1994	19/09/2000	5191	J.BOUTARIS & SON (CR)	0.026	---	0.026	01/10/2018	---	---	---	---	---	---	---	---	---	---	---	---	742.45	0.026	0.026	45101015
1,540,000	0.600	---	---	---	08/08/1994	19/09/2000	5192	J.BOUTARIS & SON (PR)	0.057	---	0.057	01/10/2018	---	---	---	---	---	---	---	---	---	---	---	---	742.45	0.057	0.057	45101015
24,619,524	0.500	---	---	---	10/10/1986	30/12/2002	4914	KERAMIA-ALLATINI (CR)	0.088	---	0.088	30/08/2012	---	---	---	---	---	---	---	---	---	---	---	---	2,166.52	0.088	0.088	35101010
31,543,600	0.420	---	---	---	19/07/2010	19/12/2018	5205	KRETA FARM SA (CR)	1.085	---	1.085	30/04/2019	---	---	---	---	---	---	---	---	---	---	---	---	34,224.81	1.085	1.085	45102020
23,935,280	0.300	---	---	---	29/06/2009	13/06/2000	5153	NAYTEMPORIKI PUBLISHING SA(CR)	0.107	---	0.107	02/10/2017	---	---	---	---	---	---	---	---	---	---	---	---	2,561.07	0.107	0.107	40301030
255,459,600	0.300	---	---	---	26/06/2000	03/12/2010	5101	NEL SA (CR)	0.07	---	0.07	31/08/2015	---	---	---	---	---	---	---	---	---	---	---	---	17,882.17	0.07	0.07	40501015
23,463,874	0.800	---	---	---	23/05/2003	21/12/1999	4918	NEORION SA (CR)	0.125	---	0.125	30/08/2012	---	---	---	---	---	---	---	---	---	---	---	---	2,932.98	0.125	0.125	50206030

Shares' Notes

Code	Note text
()	- Adjusted dividends.
*	- Last adjusted closing price.
[1]	- Net dividends.
[2]	- The "Date of Last Coupon" for New listings refers to the date company's stocks started to trade in Athex
[3]	- The Company Market Value is referred to the number of outstanding shares
[4]	- Sectors codification can be found in Appendix A
[5]	- The Market Value refers to the total number of shares listed (including their several classes) in the exchange by the company.
[6]	- P/E greater than 100
[7]	- Last view of the Order Book before the end of the trading session
[8]	- All Blocks Methods' Transactions Value are included.
4750	- Transfer to the Under Surveillance Category from 8/4/2011.
4887	- Transfer to the Surveillance Category as of 10/4/2012.
4912	- Transfer to the Surveillance Category as of 31/7/2012.
4914	- Suspension of trading as of 31/8/2012.
4918	- Suspension of trading as of 31/8/2012.
4955	- Transfer to the Surveillance Category as from 5/4/2013.
4957	- Transfer to the Surveillance Category as from 5/4/2013.
4958	- Transfer to the Surveillance Category as from 5/4/2013.
4959	- Transfer to the Surveillance Category as from 5/4/2013.
5093	- Transfer to the Surveillance Category as of 8/4/2015.
5101	- Suspension of trading as of 1/9/2015.
5112	- Transfer to the Surveillance Category as of 15/04/2016.
5115	- Transfer to the Surveillance Category as of 15/04/2016.
5136	- Suspension of trading as of 02/05/2017.
5141	- Transfer to the Surveillance Category as of 10/05/2017.
5153	- Suspension of trading as of 03/10/2017.
5160	- Transfer to the Surveillance Category as of 15/04/2016.
5162	- Transfer to the Under Supervision Category as of 21/12/2009.
5165	- Transfer to the Surveillance Category as of 15/02/2018.
5172	- Suspension of trading as of 30/04/2018.
5174	- Suspension of trading as of 02/05/2018.
5178	- Transfer to the Surveillance Category as of 11/05/2018.
5179	- Suspension of trading as of 25/05/2018.
5190	- Transfer to the Surveillance Category as of 01/10/2018.
5191	- Suspension of trading as of 02/10/2018.
5192	- Suspension of trading as of 02/10/2018.
5193	- Transfer to the Surveillance Category as of 25/10/2018.
5194	- Transfer to the Surveillance Category as of 25/10/2018.
5197	- Transfer to the Surveillance Category as of 07/11/2018.
5205	- Suspension of trading as of 02/05/2019.
5206	- Suspension of trading as of 02/05/2019.
5216	- Suspension of trading as of 01/10/2019.
5232	- Transfer to the Under Surveillance Category from 08/04/2011.
5233	- Suspension of trading as of 13/05/2020.
5241	- Suspension of trading as of 26/06/2020.
5243	- Suspension of trading as of 01/07/2020.
5245	- Transfer to the Surveillance Category as of 09/07/2020.
5246	- Transfer to the Surveillance Category as of 09/07/2020.
5248	- Transfer to the Surveillance Category as of 05/08/2020.
5251	- Transfer to the Surveillance Category as of 25/11/2011.

Securities Blocks Details

Securities	Block Volume	Price	Block Trade Value	Time of approval	Note
OTE (CR)	51,691	11.96	618,224.36	12:03:21	20
IKTINOS HELLAS SA (CR)	600	0.638	382.80	13:05:17	18
TERNA ENERGY (CR)	53,792	14.05	755,777.60	14:26:22	20
TERNA ENERGY (CR)	50,000	14.05	702,500.00	14:40:04	20
OTE (CR)	50,000	12.04	602,000.00	15:48:12	20
OTE (CR)	49,345	12.06	594,853.98	16:08:52	20
OTE (CR)	25,000	12.00	300,000.00	17:12:40	20

Blocks Notes

9 - Method 6-1 / Special Fees

10 - Method 6-1 / Special Fees, SDS

14 - Method 6-3 / Settlement, Incomplete Buy and Sell

18 - Method 6-2 / SPOT 1

19 - Method 6-2 / SPOT 2

20 - Method 6-1 and Method 6-1 Same Day Settlement

21 - Other Pre-agreed

Shares Rights Details

Occured date	Exercise from	Exercise until	Trading until	Rights	Price min	Price max	Closing price	Last Bid	Last Ask	Volume	Trades	Transactions Value
--------------	---------------	----------------	---------------	--------	-----------	-----------	---------------	----------	----------	--------	--------	--------------------

No Rights Transactions.

Securities Forced Sales

Securities	Category of Security	Transactions Volume	Number of Trades	Transactions Value	Note
------------	----------------------	------------------------	---------------------	-----------------------	------

No Forced Transactions.

Forced Sales Notes

- 1 - Normal Forced Sale.
- 2 - Forced Sales of Fixed Registered Shares.
- 3 - Forced Sales of Remaining Stock Fractions.

Forced Sales Registered Shares

Securities	Start Date	End Date	Initial Volume	Remaining Volume	Date	Avg price (day)	Avg price (period)	Number of Trades	Transactions Volume	Transactions Value
------------	------------	----------	----------------	------------------	------	-----------------	--------------------	------------------	---------------------	--------------------

No Fixed Registered Shares Forced Sales.

Forced Sales Notes

According to Decision 1/380/04.05.2008 of the Hellenic Republic Capital Market Commission, the certificated registered shares that have not been deposited to the issuer for dematerialisation, will be auctioned in the Athens Exchange by the supervising issuer. Forced sales procedure is held according to Article 99A of the Athens Exchange Rulebook. The average price of the period is calculated by dividing the Total transactions value by the Total volume and includes all the transactions made until the current date.

Exchange Traded Funds (ETFs) Characteristics

	Transactions Date (T)	Creation / Redemption	Units (T-1)	New Units (T-1)	Redemption Units (T-1)	Units (T) [1]	Fund Assets [2]	Net Unit Price	Dividend per Unit	Dividend Date
ALPHA ETF FTSE Athex Large Cap	29/01/2021	5,000	853,597	---	---	853,597	15,367,790.00	18.0036	0.43	30/06/2018

ETFs Notes

[1] - Units (T) = Units (T-1) + New Units (T-1) - Redemption Units (T-1)

[2] - The Creation / Redemption Units of T-1 are included.

Convertible Corporate Bonds - Regulated Market

Num Listed Bonds	Nominal price	Issue price	Today's Rate	Exp. Date	Duration (years)	Note	Coupon		Trading	Corporate Bonds	Price min	Price max	Closing price	Previous closing price/date	Volume	Transactions Value	Last order			ear min	Year max
							Common	Preffered									Price	Buy / Sell	Date		
298,165	0.30	0.30	1.00	11/10/2025	9	---	18	---	1	FORTHNET S.A. (Convertible)	---	---	---	---	---	---	90.0000	B	07/01/2021	100.0000	100.0000

Corporate Bonds Notes

Transactions Volume = (Pieces) * (Nominal Price). Transactions Value = (Pieces) * (Nominal Price) * (price %) + (Accrued interest).

The price of a Bond is stated as a percentage (%) of Bond's Nominal Price.

Nominal Price in Euros (€), except if it is noted differently.

Non Convertible Corporate Bonds - Regulated Market

Num Listed Bonds	Nominal price	Issue price	Today's Rate	Exp. Date	Duration (years)	Note	Coupon		Trading	Corporate Bonds	Accrued Int.	Yield.T.Mat	Price min	Price max	Closing price	Previous closing price/date	Volume	Transactions Value	Last order			ear min	Year max	
							Common	Preferred											Price	Buy / Sell	Date			
175,000	1,000.00	1,000.00	3.40	26/07/2024	5	---	4	---	1	ATTICA HOLDINGS S.A. (Non Convertible)	0.6611	5.4930	91.8750	92.9500	92.9500	91.8750	28/01/2021	7,000	6,468.13	92.9500	B	29/01/2021	88.9700	94.9999
20,529	1,000.00	1,000.00	4.95	26/06/2023	5	---	6	---	1	B&F COMM. & GARM. INDUS. S.A. (Non Convertible)	4.9500	7.3660	93.0199	93.0199	93.0199	92.1500	28/01/2021	2,000	1,870.30	92.5990	B	29/01/2021	92.1501	95.9999
90,000	1,000.00	1,000.00	3.00	11/05/2023	5	---	6	---	1	CORAL A.E. (Non Convertible)	6.9167	1.9560	101.9500	101.9500	101.9500	101.7350	28/01/2021	2,000	2,052.83	101.9500	B	29/01/2021	101.7350	103.5000
39,892,816	1.00	1.00	5.00	04/10/2021	5	---	18	---	1	HOUSEMARKET S.A. (Non Convertible)	0.0040	0.8740	101.9039	102.9000	102.6939	102.5000	27/01/2021	131,276	135,341.17	102.6500	B	29/01/2021	102.3520	102.9900
150,000	1,000.00	1,000.00	2.60	22/10/2026	7	---	3	---	1	TERNA ENERGY FINANCE S.A. (Non Convertible)	7.4389	2.4090	100.5000	100.6000	100.5609	100.5500	28/01/2021	23,000	23,300.09	100.5000	B	29/01/2021	100.3000	103.0000
200,000	1,000.00	1,000.00	3.60	12/03/2026	7	---	4	---	1	AEGEAN AIRLINES S.A. (Non Convertible)	14.1000	4.2480	96.0000	96.5000	96.0000	96.0000	28/01/2021	38,000	37,110.80	96.0000	B	29/01/2021	94.3100	98.8000
200,000	1,000.00	1,000.00	2.10	27/10/2027	7	---	1	---	1	O.P.A.P. S.A. (Non Convertible)	5.7167	1.9200	100.9000	101.7000	101.0222	101.5670	28/01/2021	27,000	27,430.35	101.2000	B	29/01/2021	100.9000	102.3000
120,000	1,000.00	1,000.00	3.95	04/04/2025	7	---	6	---	1	GEK TERNA S.A. (Non Convertible)	13.1667	2.6430	---	---	---	103.8410	28/01/2021	---	---	104.0000	B	29/01/2021	103.7188	104.8000
320,000	1,000.00	1,000.00	3.40	21/07/2027	7	---	2	---	1	LAMDA DEVELOPMENT S.A. (Non Convertible)	1.1333	3.3210	100.0000	100.4000	100.0992	100.2830	28/01/2021	13,000	13,027.63	100.0000	B	29/01/2021	99.8500	101.5000
500,000	1,000.00	1,000.00	2.75	03/07/2027	7	---	2	---	1	GEK TERNA S.A. (Non Convertible)	2.2153	3.0830	97.6200	98.2100	97.9255	98.5380	28/01/2021	22,000	21,592.34	97.8201	B	29/01/2021	97.5100	99.4560

Corporate Bonds Notes

Transactions Volume = (Pieces) * (Nominal Price). Transactions Value = (Pieces) * (Nominal Price) * (price %) + (Accrued interest).

The price of a Bond is stated as a percentage (%) of Bond's Nominal Price.

Nominal Price in Euros (€), except if it is noted differently.

Government Bonds

Number Listed Bonds	Nominal price	Today's Rate	Accrued Interest Calc	Exp. Date [1]	Duration (years)	Note	Coupons Date	Curr. coupon value	Trading Unit	Government Bonds	Price min	Price max	Closing price	Previous closing price/date	Volume	Transactions Value	Price	Last order Buy / Sell	Date
3,000,000	1,000.00	4.38	Actual/Actual	01/08/2022	5	---	01/08	4.38	1	GGB-FXD-010822-05Y-4.375-1.000	---	---	---	---	---	---	---	B	28/11/2018
4,500,000	1,000.00	1.88	Actual/Actual	04/02/2035	15	---	04/02	1.88	1	GGB-FXD-040235-15Y-1.875-1.000	---	---	---	---	---	---	---	---	---
2,500,000	1,000.00	3.45	Actual/Actual	02/04/2024	5	---	02/04	3.45	1	GGB-FXD-020424-05Y-3.450-1.000	---	---	---	---	---	---	---	---	---
4,355,990,324	1.00	3.50	Actual/Actual	30/01/2023	5	---	01/02 - 31/01	3.50	1	GGB-FXD-300123-05Y-3.500-1.000	---	---	---	94.5720 13/07/2018	---	---	1.0000	B	28/11/2018
5,962,747,327	1.00	3.75	Actual/Actual	30/01/2028	10	---	/02 - 01/02 - 31/	3.75	1	GGB-FXD-300128-10Y-3.750-1.000	---	---	---	85.4610 13/07/2018	---	---	1.0000	B	28/11/2018
6,091,218,404	1.00	3.90	Actual/Actual	30/01/2033	15	---	/02 - 01/02 - 31/	3.90	1	GGB-FXD-300133-15Y-3.900-1.000	---	---	---	78.6730 13/07/2018	---	---	1.0000	B	28/11/2018
4,805,399,486	1.00	4.00	Actual/Actual	30/01/2037	19	---	/02 - 01/02 - 31/	4.00	1	GGB-FXD-300137-19Y-4.000-1.000	---	---	---	77.0370 13/07/2018	---	---	1.0000	B	28/11/2018
4,603,713,186	1.00	4.20	Actual/Actual	30/01/2042	24	---	/02 - 01/02 - 31/	4.20	1	GGB-FXD-300142-24Y-4.200-1.000	---	---	---	77.7640 13/07/2018	---	---	1.0000	B	28/11/2018
550,418,123	1.00	3.65	Actual/Actual	24/02/2023	11	---	24/02	3.65	1	GGB-FXD-240223-11Y-2.000-1.000	---	---	---	10.0000 22/06/2015	---	10.0000	B	11/07/2019	
445,007,576	1.00	3.65	Actual/Actual	24/02/2024	12	---	24/02	3.65	1	GGB-FXD-240224-12Y-2.000-1.000	---	---	---	10.0000 22/06/2015	---	---	---	---	---
423,674,226	1.00	3.65	Actual/Actual	24/02/2025	13	---	24/02	3.65	1	GGB-FXD-240225-13Y-2.000-1.000	---	---	---	10.0000 22/06/2015	---	---	---	---	---
212,292,153	1.00	3.65	Actual/Actual	24/02/2026	14	---	24/02	3.65	1	GGB-FXD-240226-14Y-2.000-1.000	---	---	---	10.0000 22/06/2015	---	---	---	---	---
160,621,352	1.00	3.65	Actual/Actual	24/02/2027	15	---	24/02	3.65	1	GGB-FXD-240227-15Y-2.000-1.000	---	---	---	10.0000 22/06/2015	---	---	---	---	---
183,244,055	1.00	3.65	Actual/Actual	24/02/2028	16	---	24/02	3.65	1	GGB-FXD-240228-16Y-2.000-1.000	---	---	---	10.0000 22/06/2015	---	---	---	---	---
164,802,894	1.00	3.65	Actual/Actual	24/02/2029	17	---	24/02	3.65	1	GGB-FXD-240229-17Y-2.000-1.000	---	---	---	10.0000 22/06/2015	---	---	---	---	---
165,460,943	1.00	3.65	Actual/Actual	24/02/2030	18	---	24/02	3.65	1	GGB-FXD-240230-18Y-2.000-1.000	---	---	---	10.0000 22/06/2015	---	---	---	---	---
129,007,241	1.00	3.65	Actual/Actual	24/02/2031	19	---	24/02	3.65	1	GGB-FXD-240231-19Y-2.000-1.000	---	---	---	10.0000 22/06/2015	---	---	---	---	---
126,192,683	1.00	3.65	Actual/Actual	24/02/2032	20	---	24/02	3.65	1	GGB-FXD-240232-20Y-2.000-1.000	---	---	---	10.0000 22/06/2015	---	---	---	---	---
146,905,168	1.00	3.65	Actual/Actual	24/02/2033	21	---	24/02	3.65	1	GGB-FXD-240233-21Y-2.000-1.000	---	---	---	10.0000 22/06/2015	---	---	---	---	---
154,475,606	1.00	3.65	Actual/Actual	24/02/2034	22	---	24/02	3.65	1	GGB-FXD-240234-22Y-2.000-1.000	---	---	---	10.0000 22/06/2015	---	---	---	---	---
144,429,441	1.00	3.65	Actual/Actual	24/02/2035	23	---	24/02	3.65	1	GGB-FXD-240235-23Y-2.000-1.000	---	---	---	10.0000 22/06/2015	---	---	---	---	---
166,211,676	1.00	3.65	Actual/Actual	24/02/2036	24	---	24/02	3.65	1	GGB-FXD-240236-24Y-2.000-1.000	---	---	---	10.0000 22/06/2015	---	---	---	---	---
145,461,669	1.00	3.65	Actual/Actual	24/02/2037	25	---	24/02	3.65	1	GGB-FXD-240237-25Y-2.000-1.000	---	---	---	10.0000 22/06/2015	---	---	---	---	---
146,941,087	1.00	3.65	Actual/Actual	24/02/2038	26	---	24/02	3.65	1	GGB-FXD-240238-26Y-2.000-1.000	---	---	---	10.0000 22/06/2015	---	---	---	---	---
135,115,612	1.00	3.65	Actual/Actual	24/02/2039	27	---	24/02	3.65	1	GGB-FXD-240239-27Y-2.000-1.000	---	---	---	10.0000 22/06/2015	---	---	---	---	---
141,909,637	1.00	3.65	Actual/Actual	24/02/2040	28	---	24/02	3.65	1	GGB-FXD-240240-28Y-2.000-1.000	---	---	---	10.0000 22/06/2015	---	---	---	---	---
136,788,720	1.00	3.65	Actual/Actual	24/02/2041	29	---	24/02	3.65	1	GGB-FXD-240241-29Y-2.000-1.000	---	---	---	10.0000 22/06/2015	---	---	---	---	---
163,643,410	1.00	3.65	Actual/Actual	24/02/2042	30	---	24/02	3.65	1	GGB-FXD-240242-30Y-2.000-1.000	---	---	---	10.0000 22/06/2015	---	---	---	---	---
4,000,000	1,000.00	3.88	Actual/Actual	12/03/2029	10	---	12/03	3.88	1	GGB-FXD-120329-10Y-3.875-1.000	---	---	---	---	---	---	100.0000	B	15/10/2019
503,753	1,000.00	0.32	FLR Actual/360	16/09/2021	2	---	16/03 - 16/09	---	1	GGB-FLT-160921-02Y-0.319-1.000	---	---	---	---	---	---	---	---	---
3,000,000	1,000.00	3.38	Actual/Actual	15/02/2025	7	---	15/02	3.38	1	GGB-FXD-150225-07Y-3.375-1.000	---	---	---	---	---	---	---	---	---
250,250	1,000.00	2.90	Actual/Actual	20/03/2023	4	---	20/03	2.90	1	GGB-FXD-200323-04Y-2.900-1.000	---	---	---	---	---	---	---	---	---
964,000	1,000.00	3.25	Actual/Actual	20/03/2025	6	---	20/03	3.25	1	GGB-FXD-200325-06Y-3.250-1.000	---	---	---	---	---	---	---	---	---
2,100,000	1,000.00	3.55	Actual/Actual	20/03/2026	7	---	20/03	3.55	1	GGB-FXD-200326-07Y-3.550-1.000	---	---	---	---	---	---	---	---	---

Government Bonds Notes

Transactions Volume = (Pieces) * (Nominal Price). Transactions Value = (Pieces) * (Nominal Price) * (price %) + (Accrued interest).

The Value of current coupon for the issues with NV 0.01 euro refers to NV 100 euros

FLR: Floating Interest Rate.

[1] - The Expiration Date of the interest bearing period and the Date for coupon payment.

Government Bonds

Number Listed Bonds	Nominal price	Today's Rate	Accrued Interest Calc	Exp. Date [1]	Duration (years)	Note	Coupons Date	Curr. coupon value	Trading Unit	Government Bonds	Price min	Price max	Closing price	Previous closing price/date	Volume	Transactions Value	Price	Last order Buy / Sell	Date
5,500,000	1,000.00	1.50	Actual/Actual	18/06/2030	10	---	18/06	1.50	1	GGB-FXD-180630-10Y-1.500-1.000	---	---	---	---	---	---	---	---	---
3,314,250	1,000.00	3.25	Actual/Actual	20/03/2050	30	---	20/03	3.25	1	GGB-FXD-200350-30Y-3.250-1.000	---	---	---	---	---	---	---	---	---
2,000,000	1,000.00	2.00	Actual/Actual	22/04/2027	7	---	22/04	2.00	1	GGB-FXD-220427-07Y-2.000-1.000	---	---	---	---	---	---	99.9000	B	22/04/2020
2,500,000	1,000.00	1.88	Actual/Actual	23/07/2026	7	---	23/07	1.88	1	GGB-FXD-230726-07Y-1.875-1.000	---	---	---	---	---	---	---	---	---

Government Bonds Notes

Transactions Volume = (Pieces) * (Nominal Price). Transactions Value = (Pieces) * (Nominal Price) * (price %) + (Accrued interest).

The Value of current coupon for the issues with NV 0.01 euro refers to NV 100 euros

FLR: Floating Interest Rate.

[1] - The Expiration Date of the interest bearing period and the Date for coupon payment.

Treasury Bills & Zero Coupon Government Bonds

Issue Date	13-Week Maturity									26-Week Maturity							52-Week Maturity										
	Exp. Date	Initial Rate	Num Listed Bonds	Nominal price	Issue price	Last Trade Price	Last Trade Date	Volume Traded	Note	Exp. Date	Initial Rate	Num Listed Bonds	Nominal price	Issue price	Last Trade Price	Last Trade Date	Volume Traded	Note	Exp. Date	Initial Rate	Num Listed Bonds	Nominal price	Issue price	Last Trade Price	Last Trade Date	Volume Traded	Note
13/03/2020	---	---	---	---	---	---	---	---	---	---	---	---	---	---	---	---	---	---	12/03/2021	0.24	600,000	1,000.00	1,000.00	---	---	---	---
12/06/2020	---	---	---	---	---	---	---	---	---	---	---	---	---	---	---	---	---	---	11/06/2021	0.25	1,600,000	1,000.00	997.49	---	---	---	---
11/09/2020	---	---	---	---	---	---	---	---	---	---	---	---	---	---	---	---	---	---	10/09/2021	0.00	1,000,000	1,000.00	1,000.00	---	---	---	---

Bonds in Circulation	Currency / Min nominal traded Value	Coupons Payment Date	Current Coupon Value	Note	Coupon	Trading Unit	Issue Date	Duration (years)	Today's Interest	A.I.C in days	Bonds	Last price of previous days		Last Outcry in Cash (euro)			Trades in Pieces	Life min	Life Max
												Price	Buy / Sell	Price	Buy / Sell	Date			
Corporate Bonds in Foreign Currency and Euro																			
103,746	GBP / 10	01/12	0.25	---	62	1	01/12/1930	98	2.5	360	National Mortgage Bank	2.27	05/02/1996	2.27	S	05/02/1996	---	2.27	2.27
0	GBP / 10	01/12	0.25	---	64	1	01/12/1928	100	2.5	360	National Mortgage Bank	---	---	---	---	---	---	---	---

Government Bonds Notes

A.I.C: Accrued Interest Calculation base.

FLR: Floating Interest Rate.

The minimum tradeable Nominal Value for all Demeterialised Government Titles is 100 Euros.

(μτφρ-0)

Athex & ATHEXClear Members List

Member Name				Stock Market			Derivatives Market		ATHEXClear Member	
	Address	Phone	Fax	Market Member	Remote Member	Market Maker	Proprietary	Market Maker	General Clearing	Direct Clearing
A. SARRIS SECURITIES S.A.				a						
6, ΔΡΑΓΑΤΣΑΝΙΟΥ 6 ΑΘΗΝΑ	2103367700									
AEONIC SECURITIES C.I.F. P.L.C.				a	a					
, ΛΑΪΟΥ 6, ΓΡ. 301B, ANNA COURT	35725337600									
ALPHA BANK A.E.									a	
103, AVE. ATHINON ΑΘΗΝΑ	+30 2103436820	210-3436270								
40, ΣΤΑΔΙΟΥ STR ΑΘΗΝΑ	(210)-3265546	(210)-3265811								
	(210)-3260000	(210)-3264116								
ALPHA FINANCE INVESTMENT SERVICES S.A.				a		a	a	a		a
5, ΜΕΡΛΙΝ 5 ΑΘΗΝΑ	2103677400									
ARGUS STOCKBROKERS LTD				a	a		a			
25 , 25 ΛΕΩΦΟΡΟΣ ΔΗΜΟΣΘΕΝΗ ΣΕΒΕΡΗ	0035722717000									
ATLANTIC SECURITIES LTD				a	a					
37, ΠΡΟΔΡΟΜΟΥ 37	0035722445400									
AXON SECURITIES S.A.				a			a			
48, ΣΤΑΔΙΟΥ 48 ΑΘΗΝΑ	2103363800									
BETA SECURITIES S.A.				a		a	a			a
29 , Λ. ΑΛΕΞΑΝΔΡΑΣ 29 ΑΘΗΝΑ	2106478930									
BNP PARIBAS SECURITIES SERVICES									a	
2, ΛΑΜΨΑΚΟΥ 2 ΑΘΗΝΑ	2107468500									
BOFA SECURITIES EUROPE SA				a	a					
, 112 AVENUE KL?BER 75116	+33 153655555									
CAPITAL SECURITIES S.A.				a			a			
58, ΜΗΤΡΟΠΟΛΕΩΣ 58 ΑΘΗΝΑ	2103369700									
CFS SECURITIES INVESTMENT SERVICES S.A.				a						
3, ΠΑΠΑΡΡΗΓΟΠΟΥΛΟΥ 3 ΑΘΗΝΑ	2103360800									
CITIGROUP GLOBAL MARKETS EUROPE AG				a	a					
16, REUTERWEG 16 FRANKFURT	+49 691366-0									
CITIGROUP GLOBAL MARKETS LIMITED				a						
1, 33 CANADA SQUARE -CANARY WHARF	+44 02079864000									
CREDIT SUISSE SECURITIES (EUROPE) LIMITED				a						
1, ONE CABOT SQUARE LONDON	+44 2078888888									
CREDIT SUISSE SECURITIES SOCIEDAD DE VALORES SA				a	a					
, CALLE AYALA 42, 3A PLANTA-B MADRID	+34917916000									
CYCLOS SECURITIES S.A.				a			a			a
39, ΠΑΝΕΠΙΣΤΗΜΙΟΥ 39 ΑΘΗΝΑ	2103364300									
DEUTSCHE BANK S.A.					a					
1, GREAT WINCHESTER STREET LONDON	+44 20 754 54209	00441133361437								
DYNAMIC SECURITIES S.A.				a			a			a
, ΤΡΑΛΛΕΩΝ 2 & Λ.ΣΥΓΓΡΟΥ 223 ΝΕΑ ΣΜΥΡΝΗ	2103677700									
EUROBANK EQUITIES INVESTMENT FIRM S.A				a		a	a	a		a
, ΦΙΛΕΛΛΗΝΩΝ 10 & ΞΕΝΟΦΩΝΤΟΣ 13 ΑΘΗΝΑ	2103720425									
EUROBANK S.A.									a	
, ΟΘΩΝΟΣ 8 ΑΘΗΝΑ	2103337000									
EUROCORP INVESTMENT SERVICES S.A.				a			a			a
14, ΠΛ.ΦΙΛΙΚΗΣ ΕΤΑΙΡΕΙΑΣ 14 ΑΘΗΝΑ	2107263600									
EUOTRUST INVESTMENT FIRM SA				a						
113, ΣΕΒΑΣΤΟΥΠΟΛΕΩΣ 113 ΑΘΗΝΑ	2103363100									
EUROXX SECURITIES S.A.				a		a	a	a		a
7, ΠΑΛΕΟΛΟΓΟΥ ΧΑΛΑΝΔΡΙ	+30 2106879400	210-6879401								
7, ΠΑΛΑΙΟΛΟΓΟΥ ΧΑΛΑΝΔΡΙ	(210)-6879400	(210)-6879401								
G. A. PERVANAS SECURITIES- INVESTMENT SERVICES S.A.				a						
7-9, ΣΟΦΟΚΛΕΟΥΣ 7-9 ΑΘΗΝΑ	2103727200									
GLOBAL CAPITAL SECURITIES & FINANCIAL SERVICES LTD				a	a					
50, Λ.ΑΡΧΙΕΠΙΣΚΟΠΟΥ ΜΑΚΑΡΙΟΥ Γ50	0035722710710									
HELLENIC AMERICAN SECURITIES S.A.				a		a	a			a
27, ΑΝΔΡΕΑ ΠΑΠΑΝΔΡΕΟΥ 27 ΜΑΡΟΥΣΙ	2103311100									
HELLENIC BANK (INVESTMENTS) LTD					a					
, AVE.KYRIAKΟΥ MATSI 31 - PO BOX 24747 NICOSIA	+357 22500100	357 22500110								
HSBC CONTINENTAL EUROPE									a	
109-111, Λ.ΜΕΣΟΓΕΙΩΝ 109-111	2106960000									
INDEX SECURITIES S.A.				a						
6, ΔΡΑΓΑΤΣΑΝΙΟΥ 6 ΑΘΗΝΑ	2103213920									

Athex & ATHEXClear Members List

Member Name				Stock Market			Derivatives Market		ATHEXClear Member	
	Address	Phone	Fax	Market Member	Remote Member	Market Maker	Proprietary	Market Maker	General Clearing	Direct Clearing
J. CHR. MAVRIKIS SECURITIES S.A.				a						
5, ΣΟΦΟΚΛΕΟΥΣ 5 ATHINA	2103216730									
KAPPA SECURITIES S.A.				a			a			
15, ΒΑΛΑΩΡΙΤΟΥ 15 ATHINA	2103678600									
KARAMANOF SECURITIES & INVESTMENT SERVICES S.A.				a						
2, ΠΛ.ΑΓ.ΘΕΟΔΩΡΩΝ 2 ATHINA	2103212947									
LAIKI FINANCIAL SERVICES LTD					a					
26, AVE. VYRONOS NICOSIA	357 22367367	357 22718567								
LEON DEPOLAS SECURITIES S.A.				a		a	a			
1, ΧΡΗΣΤΟΥ ΛΑΔΑ 1 ATHINA	2103213276 -28									
MEGA EQUITY SECURITIES & FINANCIAL SERVICES PUBLIC LTD				a	a		a			
42-44, ΛΕΩΦ.ΓΡΙΒΑ ΔΙΓΕΝΗ 42-44	0035722711711									
MERIT SECURITIES S.A				a		a	a			a
5, ΣΟΦΟΚΛΕΟΥΣ 5 ATHINA	2103671880									
MERRILL LYNCH INTERNATIONAL				a						
2, 2 KING EDWARD STREET LONDON	+44 20276281000									
N. CHRYSOCHOIDIS SECURITIES S.A.				a			a			a
7-9, ΣΟΦΟΚΛΕΟΥΣ 7-9 ATHINA	2103213913									
NATIONAL BANK OF GREECE S.A.				a		a	a		a	
86, ΑΙΟΛΟΥ STR. ATHINA	(210)-3341000	(210)-3228187								
68, ΑΚΑΔΙΜΙΑΣ STR. ATHINA	(210)-3328817	(210)-3328678								
NATIONAL SECURITIES S.A.				a		a	a	a		
66, ΛΕΩΦ. ΚΗΦΙΣΙΑΣ 66 (ΚΤΗΡΙΟ Α) MAROUSI	2103328784									
NUNTIUS BROKERAGE AND INVESTMENT SERVICES S.A				a						
6, ΔΡΑΓΑΤΣΑΝΙΟΥ 6 ATHINA	2103350599									
ONE PLUS CAPITAL LIMITED				a	a					
, 75 PRODROMOU AVENUE NICOSIA 1307	35722873760									
OPTIMA BANK S.A.				a		a	a	a	a	
32, ΑΙΓΙΑΛΕΙΑΣ 32 & ΠΑΡΑΔΕΙΣΟΥ MAROUSI	2108173111									
PANTELAKIS SECURITIES S.A.				a		a	a	a		
57, ΕΘΝΙΚΗΣ ΑΝΤΙΣΤΑΣΕΩΣ 57, ΚΤΙΡΙΟ Β CHALANDRI	2106965000									
PEGASUS SECURITIES S.A				a			a			
17, ΒΑΛΑΩΡΙΤΟΥ 17 & ΑΜΕΡΙΚΗΣ ATHINA	2103670700									
PIRAEUS BANK S.A.				a			a		a	
, ΑΜΕΡΙΚΗΣ 4 ATHINA	2103335000									
PIRAEUS SECURITIES S. A.				a		a	a	a		a
10, ΣΤΑΔΙΟΥ 10 ATHINA	2103354100									
PROCHOICE SECURITIES LTD				a	a					
57, ΛΕΩΦ.ΣΠΥΡΟΥ ΚΥΠΡΙΑΝΟΥ 57, ΑΚΙΝΗΤΑ Φ	035724661192									
SHARELINK SECURITIES & FINANCIAL SERVICES LTD				a	a		a			
6, HOUSE-ΘΕΟΤΟΚΗ 6 ΜΕΓΑΡΟ ΕΛΛΗΝΑ	+357 22554200									
SOCIETE GENERALE S.A.				a	a		a			
, 17 COURS VALMY, CEDEX	+157290504									
SOLIDUS SECURITIES S.A				a			a			a
64, ΛΟΥΙΖΗΣ ΠΙΑΝΚΟΥΡ 64 ATHINA	2106900600									
ST. EM. LAVRENTAKIS SECURITIES S.A.				a			a			
7-9, ΣΟΦΟΚΛΕΟΥΣ 7-9 ATHINA	2103213336									
THE CYPRUS INVESTMENT & SECURITIES CORPORATION LTD				a	a					
154, ΛΕΩΦ. ΚΥΡΗΝΕΙΑΣ	0035722121700									
UBS EUROPE SE				a	a					
, OPERNTURM, BOCKENHEIMER LANDSTRASSE 2-4	496921790									
UBS LIMITED					a					
1, FINSBURY AVENUE LONDON	+44 2075687135									

List of Stocks under Market Making operations

Securities	Market Maker	Stock Category
		Start Market Making
MLS MULTIMEDIA SA (CR)		Suspension Status
	PIRAEUS SECURITIES S. A.	01/08/2019
ALPHA ETF FTSE Athex Large Cap		Exchange Traded Funds (ETFs)
	ALPHA FINANCE INVESTMENT SERVICES S.A.	02/01/1900
	NATIONAL SECURITIES S.A.	02/01/1900
ADMIE (IPTO) HOLDING S.A. (CR)		Main Market
	HELLENIC AMERICAN SECURITIES S.A.	09/03/2020
	PIRAEUS SECURITIES S. A.	29/06/2017
AEGEAN AIRLINES (CR)		Main Market
	EUROBANK EQUITIES INVESTMENT FIRM S.A	22/09/2020
ALPHA BANK (CR)		Main Market
	ALPHA FINANCE INVESTMENT SERVICES S.A.	29/02/2016
	EUROBANK EQUITIES INVESTMENT FIRM S.A	22/10/2006
	HELLENIC AMERICAN SECURITIES S.A.	25/07/2014
	LEON DEPOLAS SECURITIES S.A.	04/01/2016
	MERIT SECURITIES S.A	03/09/2012
	NATIONAL SECURITIES S.A.	02/01/1900
	PIRAEUS SECURITIES S. A.	28/05/2009
AS COMPANY SA (CR)		Main Market
	EUROBANK EQUITIES INVESTMENT FIRM S.A	01/04/2019
ATTICA BANK S.A. (CR)		Main Market
	EUROBANK EQUITIES INVESTMENT FIRM S.A	11/11/2019
	EUROXX SECURITIES S.A.	22/01/2016
	PIRAEUS SECURITIES S. A.	20/09/2017
ATTICA HOLDINGS (CR)		Main Market
	HELLENIC AMERICAN SECURITIES S.A.	28/12/2017
AUTOHELLAS SA (CR)		Main Market
	ALPHA FINANCE INVESTMENT SERVICES S.A.	01/07/2019
	EUROXX SECURITIES S.A.	02/07/2018
AVAX S.A. (CR)		Main Market
	EUROBANK EQUITIES INVESTMENT FIRM S.A	14/12/2015
AVE (CR)		Main Market
	EUROXX SECURITIES S.A.	05/06/2020
BRIQ PROPERTIES (CR)		Main Market
	EUROBANK EQUITIES INVESTMENT FIRM S.A	09/09/2019
BYTE COMPUTER SA (CR)		Main Market
	MERIT SECURITIES S.A	04/08/2008
CC HBC AG (CR)		Main Market
	NATIONAL SECURITIES S.A.	02/01/1900
	PIRAEUS SECURITIES S. A.	04/05/2015
CENERGY HOLDINGS (CB)		Main Market
	ALPHA FINANCE INVESTMENT SERVICES S.A.	02/01/2016
	EUROBANK EQUITIES INVESTMENT FIRM S.A	02/01/2016
CNL CAPITAL (CR)		Main Market
	MERIT SECURITIES S.A	01/10/2018
EKTER SA (CR)		Main Market
	EUROBANK EQUITIES INVESTMENT FIRM S.A	16/10/2017
	LEON DEPOLAS SECURITIES S.A.	21/05/2018
ELASTRON (CR)		Main Market
	LEON DEPOLAS SECURITIES S.A.	20/02/2017
ELLAKTOR (CR)		Main Market
	ALPHA FINANCE INVESTMENT SERVICES S.A.	18/03/2019
	EUROBANK EQUITIES INVESTMENT FIRM S.A	01/06/2012
	EUROXX SECURITIES S.A.	24/09/2018
	NATIONAL SECURITIES S.A.	02/01/1900
	PIRAEUS SECURITIES S. A.	22/10/2018
ELTON SA (CR)		Main Market
	BETA SECURITIES S.A.	03/09/2012
	LEON DEPOLAS SECURITIES S.A.	01/04/2019
ELVALHALCOR (CR)		Main Market
	ALPHA FINANCE INVESTMENT SERVICES S.A.	07/05/2018
	EUROBANK EQUITIES INVESTMENT FIRM S.A	07/05/2018
ELVE SA (CR)		Main Market
	LEON DEPOLAS SECURITIES S.A.	02/11/2020
ENTERSOFT (CR)		Main Market
	EUROBANK EQUITIES INVESTMENT FIRM S.A	22/06/2020

List of Stocks under Market Making operations

Securities	Stock Category
Market Maker	Start Market Making
EUROBANK HOLDINGS (CR)	Main Market
ALPHA FINANCE INVESTMENT SERVICES S.A.	09/01/2006
EUROBANK EQUITIES INVESTMENT FIRM S.A	01/06/2012
HELLENIC AMERICAN SECURITIES S.A.	25/07/2014
LEON DEPOLAS SECURITIES S.A.	30/11/2018
MERIT SECURITIES S.A	06/11/2017
NATIONAL SECURITIES S.A.	02/01/1900
PIRAEUS SECURITIES S. A.	28/09/2009
EUROPEAN RELIANCE INSUR. (CR)	Main Market
PANTELAKIS SECURITIES S.A.	15/07/2019
EYDAP S.A. (CR)	Main Market
ALPHA FINANCE INVESTMENT SERVICES S.A.	27/01/2020
EUROBANK EQUITIES INVESTMENT FIRM S.A	10/06/2019
FOURLIS (CR)	Main Market
EUROBANK EQUITIES INVESTMENT FIRM S.A	01/12/2016
PIRAEUS SECURITIES S. A.	06/03/2017
GEK TERNA (CR)	Main Market
PIRAEUS SECURITIES S. A.	29/08/2019
GR. SARANTIS S.A. (CR)	Main Market
BETA SECURITIES S.A.	14/05/2012
EUROBANK EQUITIES INVESTMENT FIRM S.A	24/10/2016
HELLENIC EXCHANGES-A.S.E. (CR)	Main Market
HELLENIC AMERICAN SECURITIES S.A.	01/09/2014
NATIONAL SECURITIES S.A.	02/01/1900
PIRAEUS SECURITIES S. A.	04/05/2015
HELLENIC PETROLEUM (CR)	Main Market
HELLENIC AMERICAN SECURITIES S.A.	14/09/2015
PIRAEUS SECURITIES S. A.	20/03/2017
IKTINOS HELLAS SA (CR)	Main Market
ALPHA FINANCE INVESTMENT SERVICES S.A.	01/04/2019
EUROBANK EQUITIES INVESTMENT FIRM S.A	25/02/2019
NATIONAL SECURITIES S.A.	02/01/1900
INTERCONTINENTAL (CR)	Main Market
LEON DEPOLAS SECURITIES S.A.	03/06/2019
INTRACOM HOLDINGS (CR)	Main Market
LEON DEPOLAS SECURITIES S.A.	08/10/2018
JUMBO SA (CR)	Main Market
EUROBANK EQUITIES INVESTMENT FIRM S.A	25/05/2020
MERIT SECURITIES S.A	06/11/2017
PIRAEUS SECURITIES S. A.	06/03/2017
KARAMOLEGOS SA (CR)	Main Market
EUROXX SECURITIES S.A.	04/10/2019
KLOUKINAS - LAPPAS SA (CR)	Main Market
BETA SECURITIES S.A.	22/09/2014
KRI-KRI S.A. (CR)	Main Market
EUROBANK EQUITIES INVESTMENT FIRM S.A	07/05/2018
LEON DEPOLAS SECURITIES S.A.	16/01/2017
LAMDA DEVELOPMENT SA (CR)	Main Market
EUROBANK EQUITIES INVESTMENT FIRM S.A	08/12/2014
PANTELAKIS SECURITIES S.A.	06/11/2017
PIRAEUS SECURITIES S. A.	29/06/2017
LAMPSA HOTEL SA (CR)	Main Market
LEON DEPOLAS SECURITIES S.A.	16/01/2017
MARFIN INVESTMENT GROUP (CR)	Main Market
EUROBANK EQUITIES INVESTMENT FIRM S.A	23/03/2015
PIRAEUS SECURITIES S. A.	02/02/2009
MOTOR OIL (CR)	Main Market
EUROBANK EQUITIES INVESTMENT FIRM S.A	22/10/2006
HELLENIC AMERICAN SECURITIES S.A.	01/09/2014
LEON DEPOLAS SECURITIES S.A.	01/04/2019
MERIT SECURITIES S.A	25/02/2019
NATIONAL SECURITIES S.A.	02/01/1900
PIRAEUS SECURITIES S. A.	04/05/2015
MYTILINEOS (CR)	Main Market
ALPHA FINANCE INVESTMENT SERVICES S.A.	15/04/2019
EUROBANK EQUITIES INVESTMENT FIRM S.A	20/09/2017
MERIT SECURITIES S.A	25/02/2019
NATIONAL SECURITIES S.A.	02/01/1900
PIRAEUS SECURITIES S. A.	04/05/2015

List of Stocks under Market Making operations

Securities	Stock Category
Market Maker	Start Market Making
NATIONAL BANK (CR)	Main Market
ALPHA FINANCE INVESTMENT SERVICES S.A.	09/01/2006
EUROBANK EQUITIES INVESTMENT FIRM S.A	22/10/2006
HELLENIC AMERICAN SECURITIES S.A.	25/07/2014
LEON DEPOLAS SECURITIES S.A.	20/05/2015
MERIT SECURITIES S.A	03/09/2012
NATIONAL SECURITIES S.A.	02/01/1900
PIRAEUS SECURITIES S. A.	08/09/2008
OPAP (CR)	Main Market
ALPHA FINANCE INVESTMENT SERVICES S.A.	09/01/2006
EUROBANK EQUITIES INVESTMENT FIRM S.A	22/10/2006
HELLENIC AMERICAN SECURITIES S.A.	25/07/2014
MERIT SECURITIES S.A	20/03/2017
NATIONAL SECURITIES S.A.	02/01/1900
PIRAEUS SECURITIES S. A.	04/05/2015
OTE (CR)	Main Market
ALPHA FINANCE INVESTMENT SERVICES S.A.	09/01/2006
EUROBANK EQUITIES INVESTMENT FIRM S.A	22/10/2006
HELLENIC AMERICAN SECURITIES S.A.	25/07/2014
LEON DEPOLAS SECURITIES S.A.	20/04/2015
MERIT SECURITIES S.A	20/03/2017
NATIONAL SECURITIES S.A.	02/01/1900
PIRAEUS SECURITIES S. A.	08/09/2008
P.P.A. S.A. (CR)	Main Market
EUROBANK EQUITIES INVESTMENT FIRM S.A	06/02/2019
PAPOUTSANIS (CR)	Main Market
ALPHA FINANCE INVESTMENT SERVICES S.A.	19/11/2018
BETA SECURITIES S.A.	25/11/2013
PETROPOULOS PETROS (CR)	Main Market
EUROBANK EQUITIES INVESTMENT FIRM S.A	01/04/2019
PANTELAKIS SECURITIES S.A.	16/03/2020
PIRAEUS FINANCIAL HOLD (CR)	Main Market
ALPHA FINANCE INVESTMENT SERVICES S.A.	15/04/2019
EUROBANK EQUITIES INVESTMENT FIRM S.A	22/10/2006
EUROXX SECURITIES S.A.	15/02/2016
HELLENIC AMERICAN SECURITIES S.A.	25/07/2014
LEON DEPOLAS SECURITIES S.A.	30/11/2018
MERIT SECURITIES S.A	16/09/2013
NATIONAL SECURITIES S.A.	02/01/1900
PIRAEUS SECURITIES S. A.	16/02/2009
PLAISIO COMPUTERS SA (CR)	Main Market
EUROBANK EQUITIES INVESTMENT FIRM S.A	02/03/2015
PPC (CR)	Main Market
ALPHA FINANCE INVESTMENT SERVICES S.A.	09/01/2006
EUROBANK EQUITIES INVESTMENT FIRM S.A	22/10/2006
HELLENIC AMERICAN SECURITIES S.A.	01/09/2014
MERIT SECURITIES S.A	06/11/2017
NATIONAL SECURITIES S.A.	02/01/1900
PIRAEUS SECURITIES S. A.	28/09/2009
PROFILE SA (CR)	Main Market
PANTELAKIS SECURITIES S.A.	01/07/2019
QUEST HOLDINGS (CR)	Main Market
BETA SECURITIES S.A.	26/03/2018
EUROBANK EQUITIES INVESTMENT FIRM S.A	28/01/2019
SPIROY AGRICULTURE SA (CR)	Main Market
EUROBANK EQUITIES INVESTMENT FIRM S.A	02/09/2019
TERNA ENERGY (CR)	Main Market
PIRAEUS SECURITIES S. A.	09/12/2019
THRACE PLASTICS SA (CR)	Main Market
ALPHA FINANCE INVESTMENT SERVICES S.A.	26/03/2018
EUROBANK EQUITIES INVESTMENT FIRM S.A	26/03/2018
TITAN CEMENT (CB)	Main Market
EUROBANK EQUITIES INVESTMENT FIRM S.A	06/11/2019
PIRAEUS SECURITIES S. A.	18/01/2021
VIOHALCO SA/IV (CB)	Main Market
ALPHA FINANCE INVESTMENT SERVICES S.A.	11/03/2008
EUROBANK EQUITIES INVESTMENT FIRM S.A	04/03/2014
MERIT SECURITIES S.A	17/03/2014

Underlying Asset				Derivatives Market													
Price max	Price min	Closing price	change	Delivery Month	Open price	Price max	Price min	Last price	Closing price	Last Bid	Last Ask	Fixing price*	Life high	Life low	Trades	Volume	Open Interest
FTSE/Athex Large Cap				(Trade Unit: 1 Index Point x 2E, Cash Settlement)													
1,803.61	1,759.69	1,782.15	-0.63%	February 2021	1,765.00	1,803.75	1,757.00	1,778.25	1,778.25	---	---		1,976.00	---	233	842	4,036
				March 2021	1,769.50	1,800.50	1,765.25	1,784.50	1,784.50	---	---		1,925.50	---	18	66	261
				April 2021	---	---	---	---	1,801.25	---	---		---	---	---	---	---
				June 2021	---	---	---	---	1,807.50	---	---		---	---	---	---	---
				September 2021	---	---	---	---	1,816.50	---	---		---	---	---	---	---
				December 2021	---	---	---	---	1,825.50	---	---		---	---	---	---	---

Derivatives notes

Fixing prices and final open positions can be retrieved from the following path <http://www.helex.gr/el/web/guest/statistics-end-of-day-derivatives>

Underlying Asset				Derivatives Market													
Price max	Price min	Closing price	change	Delivery Month	Open price	Price max	Price min	Last price	Closing price	Last Bid	Last Ask	Fixing price*	Life high	Life low	Trades	Volume	Open Interest
ADMIE (IPTO) HOLDING S.A. (CR)																	
(Contract Size: 100 Securities, Physical Delivery)																	
2.47	2.39	2.39	-3.04%	March 2021	2.43	2.48	2.40	2.40	2.40	---	---	---	2.75	---	47	202	5,646
				June 2021	---	---	---	---	2.48	---	---	---	---	---	---	---	---
				September 2021	---	---	---	---	2.50	---	---	---	---	---	---	---	---
				December 2021	---	---	---	---	2.51	---	---	---	---	---	---	---	---
ALPHA BANK (CR)																	
(Contract Size: 100 Securities, Physical Delivery)																	
0.7914	0.745	0.755	-4.38%	March 2021	0.783	0.792	0.750	0.757	0.757	---	---	---	1.04	---	608	17,376	82,608
				June 2021	---	---	---	---	0.796	---	---	---	0.977	---	---	---	26
				September 2021	---	---	---	---	0.800	---	---	---	---	---	---	---	---
				December 2021	---	---	---	---	0.804	---	---	---	---	---	---	---	---
ATTICA BANK S.A. (CR)																	
(Contract Size: 100 Securities, Physical Delivery)																	
0.208	0.1968	0.202	-1.70%	March 2021	---	---	---	---	0.206	---	---	---	0.244	---	---	---	220
				June 2021	---	---	---	---	0.207	---	---	---	---	---	---	---	---
				September 2021	---	---	---	---	0.208	---	---	---	---	---	---	---	---
				December 2021	---	---	---	---	0.209	---	---	---	---	---	---	---	---
CC HBC AG (CR)																	
(Contract Size: 100 Securities, Physical Delivery)																	
24.6	24.18	24.18	-2.18%	March 2021	24.24	24.54	24.17	24.54	24.54	---	---	---	27.08	---	13	50	165
				June 2021	---	---	---	---	24.91	---	---	---	---	---	---	---	---
				September 2021	---	---	---	---	25.04	---	---	---	---	---	---	---	---
				December 2021	---	---	---	---	25.16	---	---	---	---	---	---	---	---
CENERGY HOLDINGS (CB)																	
(Contract Size: 100 Securities, Physical Delivery)																	
1.64	1.552	1.62	1.38%	March 2021	1.59	1.64	1.59	1.62	1.62	---	---	---	1.81	---	23	182	6,271
				June 2021	---	---	---	---	1.61	---	---	---	---	---	---	---	---
				September 2021	---	---	---	---	1.62	---	---	---	---	---	---	---	---
				December 2021	---	---	---	---	1.63	---	---	---	---	---	---	---	---
ELLAKTOR (CR)																	
(Contract Size: 100 Securities, Physical Delivery)																	
1.47	1.4	1.4	-4.76%	March 2021	1.45	1.46	1.41	1.41	1.41	---	---	---	1.77	---	51	487	4,393
				June 2021	---	---	---	---	1.48	---	---	---	1.63	---	---	---	---
				September 2021	---	---	---	---	1.49	---	---	---	---	---	---	---	---
				December 2021	---	---	---	---	1.50	---	---	---	---	---	---	---	---
EUROBANK HOLDINGS (CR)																	
(Contract Size: 100 Securities, Physical Delivery)																	
0.56	0.538	0.5494	-2.24%	March 2021	0.560	0.560	0.544	0.549	0.549	---	---	---	0.620	---	92	2,274	43,716
				June 2021	---	---	---	---	0.566	---	---	---	0.596	---	---	---	1
				September 2021	---	---	---	---	0.569	---	---	---	---	---	---	---	---
				December 2021	---	---	---	---	0.572	---	---	---	---	---	---	---	---

Derivatives notes

Fixing prices and final open positions can be retrieved from the following path <http://www.helex.gr/el/web/guest/statistics-end-of-day-derivatives>

Underlying Asset				Derivatives Market													
Price max	Price min	Closing price	change	Delivery Month	Open price	Price max	Price min	Last price	Closing price	Last Bid	Last Ask	Fixing price*	Life high	Life low	Trades	Volume	Open Interest
EYDAP S.A. (CR)				(Contract Size: 100 Securities, Physical Delivery)													
6.6	6.5	6.55	-0.61%	March 2021	6.50	6.74	6.50	6.74	6.74	---	---	---	7.23	---	7	13	236
				June 2021	---	---	---	---	6.64	---	---	---	---	---	---	---	---
				September 2021	---	---	---	---	6.67	---	---	---	---	---	---	---	---
				December 2021	---	---	---	---	6.71	---	---	---	---	---	---	---	---
FOURLIS (CR)				(Contract Size: 100 Securities, Physical Delivery)													
3.83	3.74	3.77	-0.53%	March 2021	3.78	3.81	3.77	3.77	3.77	---	---	---	4.21	---	11	24	524
				June 2021	---	---	---	---	3.82	---	---	---	---	---	---	---	---
				September 2021	---	---	---	---	3.84	---	---	---	---	---	---	---	---
				December 2021	---	---	---	---	3.86	---	---	---	---	---	---	---	---
GEK TERNA (CR)				(Contract Size: 100 Securities, Physical Delivery)													
7.34	7.1	7.17	0.00%	March 2021	7.12	7.30	7.12	7.14	7.14	---	---	---	8.06	---	35	174	5,801
				June 2021	---	---	---	---	7.23	---	---	---	---	---	---	---	---
				September 2021	---	---	---	---	7.26	---	---	---	---	---	---	---	---
				December 2021	---	---	---	---	7.30	---	---	---	---	---	---	---	---
HELLENIC EXCHANGES-A.S.E. (CR)				(Contract Size: 100 Securities, Physical Delivery)													
3.55	3.495	3.495	-2.65%	March 2021	3.55	3.55	3.50	3.50	3.50	---	---	---	4.12	---	10	31	2,123
				June 2021	---	---	---	---	3.62	---	---	---	---	---	---	---	---
				September 2021	---	---	---	---	3.64	---	---	---	---	---	---	---	---
				December 2021	---	---	---	---	3.65	---	---	---	---	---	---	---	---
HELLENIC PETROLEUM (CR)				(Contract Size: 100 Securities, Physical Delivery)													
5.49	5.32	5.49	0.73%	March 2021	5.45	5.45	5.38	5.44	5.44	---	---	---	6.05	---	9	39	2,160
				June 2021	---	---	---	---	5.49	---	---	---	---	---	---	---	---
				September 2021	---	---	---	---	5.52	---	---	---	---	---	---	---	---
				December 2021	---	---	---	---	5.55	---	---	---	---	---	---	---	---
INTRACOM HOLDINGS (CR)				(Contract Size: 100 Securities, Physical Delivery)													
0.783	0.743	0.76	-1.04%	March 2021	0.768	0.769	0.768	0.768	0.768	---	---	---	0.884	---	6	14	1,417
				June 2021	---	---	---	---	0.774	---	---	---	---	---	---	---	---
				September 2021	---	---	---	---	0.778	---	---	---	---	---	---	---	---
				December 2021	---	---	---	---	0.782	---	---	---	---	---	---	---	---
JUMBO SA (CR)				(Contract Size: 100 Securities, Physical Delivery)													
13.05	12.64	12.95	1.17%	March 2021	12.69	13.06	12.62	12.88	12.88	---	---	---	15.25	---	31	66	905
				June 2021	---	---	---	---	12.90	---	---	---	---	---	---	---	---
				September 2021	---	---	---	---	12.96	---	---	---	---	---	---	---	---
				December 2021	---	---	---	---	13.03	---	---	---	---	---	---	---	---

Derivatives notes

Fixing prices and final open positions can be retrieved from the following path <http://www.helex.gr/el/web/guest/statistics-end-of-day-derivatives>

Underlying Asset				Derivatives Market													
Price max	Price min	Closing price	change	Delivery Month	Open price	Price max	Price min	Last price	Closing price	Last Bid	Last Ask	Fixing price*	Life high	Life low	Trades	Volume	Open Interest
LAMDA DEVELOPMENT SA (CR)				(Contract Size: 100 Securities, Physical Delivery)													
6.41	6.24	6.36	-1.39%	March 2021	6.29	6.40	6.25	6.30	6.30	---	---	---	7.46	---	27	122	1,481
				June 2021	---	---	---	---	6.50	---	---	---	---	---	---	---	---
				September 2021	---	---	---	---	6.53	---	---	---	---	---	---	---	---
				December 2021	---	---	---	---	6.57	---	---	---	---	---	---	---	---
MARFIN INVESTMENT GROUP (CR)				(Contract Size: 100 Securities, Physical Delivery)													
0.0327	0.0311	0.0317	-3.94%	March 2021	0.034	0.035	0.032	0.032	0.032	---	---	---	0.043	---	8	313	53,971
				June 2021	---	---	---	---	0.033	---	---	---	---	---	---	---	---
				September 2021	---	---	---	---	0.033	---	---	---	---	---	---	---	---
				December 2021	---	---	---	---	0.034	---	---	---	---	---	---	---	---
MOTOR OIL (CR)				(Contract Size: 100 Securities, Physical Delivery)													
11.86	11.6	11.6	-2.11%	March 2021	11.66	11.89	11.59	11.60	11.60	---	---	---	13.45	---	46	235	1,701
				June 2021	---	---	---	---	11.94	---	---	---	---	---	---	---	---
				September 2021	---	---	---	---	12.00	---	---	---	---	---	---	---	---
				December 2021	---	---	---	---	12.06	---	---	---	---	---	---	---	---
MYTILINEOS (CR)				(Contract Size: 100 Securities, Physical Delivery)													
12.18	11.62	12.06	1.77%	March 2021	11.77	12.15	11.73	12.09	12.09	---	---	---	12.71	---	80	325	5,083
				June 2021	---	---	---	---	11.94	---	---	---	---	---	---	---	---
				September 2021	---	---	---	---	12.00	---	---	---	---	---	---	---	---
				December 2021	---	---	---	---	12.06	---	---	---	---	---	---	---	---
NATIONAL BANK (CR)				(Contract Size: 100 Securities, Physical Delivery)													
2.01	1.926	1.951	-2.93%	March 2021	1.96	2.01	1.92	1.95	1.95	---	---	---	2.37	---	481	7,713	35,930
				June 2021	---	---	---	---	2.03	---	---	---	---	---	---	---	---
				September 2021	---	---	---	---	2.04	---	---	---	---	---	---	---	---
				December 2021	---	---	---	---	2.05	---	---	---	---	---	---	---	---
OPAP (CR)				(Contract Size: 100 Securities, Physical Delivery)													
10.26	9.805	10.12	1.50%	March 2021	9.91	10.23	9.84	10.13	10.13	---	---	---	11.30	---	81	354	2,241
				June 2021	---	---	---	---	10.05	---	---	---	---	---	---	---	---
				September 2021	---	---	---	---	10.10	---	---	---	---	---	---	---	---
				December 2021	---	---	---	---	10.15	---	---	---	---	---	---	---	---
OTE (CR)				(Contract Size: 100 Securities, Physical Delivery)													
12.16	11.9	12	-0.91%	March 2021	12.07	12.19	11.95	12.07	12.07	---	---	---	14.34	---	218	991	5,515
				June 2021	---	---	---	---	12.20	---	---	---	---	---	---	---	---
				September 2021	---	---	---	---	12.27	---	---	---	---	---	---	---	---
				December 2021	---	---	---	---	12.33	---	---	---	---	---	---	---	---

Derivatives notes

Fixing prices and final open positions can be retrieved from the following path <http://www.helex.gr/el/web/guest/statistics-end-of-day-derivatives>

Underlying Asset				Derivatives Market													
Price max	Price min	Closing price	change	Delivery Month	Open price	Price max	Price min	Last price	Closing price	Last Bid	Last Ask	Fixing price*	Life high	Life low	Trades	Volume	Open Interest
P.P.A. S.A. (CR)				(Contract Size: 100 Securities, Physical Delivery)													
18.9	18.4	18.78	1.40%	March 2021	18.50	18.78	18.50	18.74	18.74	---	---	---	20.10	---	9	14	338
				June 2021	---	---	---	---	18.67	---	---	---	---	---	---	---	---
				September 2021	---	---	---	---	18.76	---	---	---	---	---	---	---	---
				December 2021	---	---	---	---	18.85	---	---	---	---	---	---	---	---
PIRAEUS FINANCIAL HOLD (CR)				(Contract Size: 100 Securities, Physical Delivery)													
0.9278	0.881	0.9	-2.17%	March 2021	0.886	0.926	0.885	0.895	0.895	---	---	---	1.36	---	225	4,537	57,517
				June 2021	---	---	---	---	0.927	---	---	---	---	---	---	---	---
				September 2021	---	---	---	---	0.932	---	---	---	---	---	---	---	---
				December 2021	---	---	---	---	0.937	---	---	---	---	---	---	---	---
PPC (CR)				(Contract Size: 100 Securities, Physical Delivery)													
7.105	6.64	7.065	3.90%	March 2021	6.68	7.10	6.64	7.06	7.06	---	---	---	7.68	---	335	1,698	12,127
				June 2021	---	---	---	---	6.85	---	---	---	---	---	---	---	---
				September 2021	---	---	---	---	6.89	---	---	---	---	---	---	---	---
				December 2021	---	---	---	---	6.92	---	---	---	---	---	---	---	---
TERNA ENERGY (CR)				(Contract Size: 100 Securities, Physical Delivery)													
14.16	13.66	14.06	1.88%	March 2021	13.91	14.06	13.81	14.06	14.06	---	---	---	14.75	---	20	145	320
				June 2021	---	---	---	---	13.91	---	---	---	---	---	---	---	---
				September 2021	---	---	---	---	13.98	---	---	---	---	---	---	---	---
				December 2021	---	---	---	---	14.05	---	---	---	---	---	---	---	---
TITAN CEMENT (CB)				(Contract Size: 100 Securities, Physical Delivery)													
14.48	14.12	14.48	-0.14%	March 2021	14.35	14.44	14.21	14.44	14.44	---	---	---	15.01	---	3	8	607
				June 2021	---	---	---	---	14.61	---	---	---	---	---	---	---	---
				September 2021	---	---	---	---	14.69	---	---	---	---	---	---	---	---
				December 2021	---	---	---	---	14.76	---	---	---	---	---	---	---	---
VIOHALCO SA/NV (CB)				(Contract Size: 100 Securities, Physical Delivery)													
3.425	3.3	3.36	0.90%	March 2021	3.31	3.43	3.31	3.32	3.32	---	---	---	3.86	---	33	88	3,374
				June 2021	---	---	---	---	3.36	---	---	---	---	---	---	---	---
				September 2021	---	---	---	---	3.37	---	---	---	---	---	---	---	---
				December 2021	---	---	---	---	3.39	---	---	---	---	---	---	---	---

Derivatives notes

Fixing prices and final open positions can be retrieved from the following path <http://www.helex.gr/el/web/guest/statistics-end-of-day-derivatives>

FTSE/Athex Large Cap

(Trade Unit: 1 Index Point x 2€ - Exercise Style: European, Cash Settlement)

Call Options																Put Options																			
February 2021								March 2021								Other Months				February 2021								March 2021				Other Months			
Exercise Price	Open price	Price max	Price min	Last price	Closing price	Volume	Open Interest	Open price	Price max	Price min	Last price	Closing price	Volume	Open Interest	Volume	Open Interest	Open price	Price max	Price min	Last price	Closing price	Volume	Open Interest	Open price	Price max	Price min	Last price	Closing price	Volume	Open Interest	Volume	Open Interest	Exercise Price		
1,100	-	-	-	-	-	-	-	0.00	0.00	0.00	-	691.00	-	-	-	-	-	-	-	-	-	-	-	0.00	0.00	0.00	-	0.01	-	-	-	-	1,100		
1,125	-	-	-	-	-	-	-	0.00	0.00	0.00	-	666.00	-	-	-	-	-	-	-	-	-	-	-	0.00	0.00	0.00	-	0.01	-	-	-	-	1,125		
1,150	-	-	-	-	-	-	-	0.00	0.00	0.00	-	641.00	-	-	-	-	-	-	-	-	-	-	-	0.00	0.00	0.00	-	0.01	-	-	-	-	1,150		
1,175	-	-	-	-	-	-	-	0.00	0.00	0.00	-	616.00	-	-	-	-	-	-	-	-	-	-	-	0.00	0.00	0.00	-	0.01	-	-	-	-	1,175		
1,200	-	-	-	-	-	-	-	0.00	0.00	0.00	-	591.00	-	-	-	-	-	-	-	-	-	-	-	0.00	0.00	0.00	-	0.01	-	-	-	-	1,200		
1,225	-	-	-	-	-	-	-	0.00	0.00	0.00	-	566.00	-	-	-	-	-	-	-	-	-	-	-	0.00	0.00	0.00	-	0.01	-	-	-	-	1,225		
1,250	-	-	-	-	-	-	-	0.00	0.00	0.00	-	541.00	-	-	-	-	-	-	-	-	-	-	-	0.00	0.00	0.00	-	0.01	-	-	-	-	1,250		
1,275	-	-	-	-	-	-	-	0.00	0.00	0.00	-	517.00	-	-	-	-	-	-	-	-	-	-	-	0.00	0.00	0.00	-	0.01	-	-	-	-	1,275		
1,300	-	-	-	-	-	-	-	0.00	0.00	0.00	-	492.00	-	-	-	-	-	-	-	-	-	-	-	0.00	0.00	0.00	-	0.02	-	-	-	-	1,300		
1,325	-	-	-	-	-	-	-	0.00	0.00	0.00	-	467.00	-	-	-	-	-	-	-	-	-	-	-	0.00	0.00	0.00	-	0.04	-	-	-	-	1,325		
1,350	-	-	-	-	-	-	-	0.00	0.00	0.00	-	442.00	-	-	-	-	-	-	-	-	-	-	-	0.00	0.00	0.00	-	0.09	-	-	-	-	1,350		
1,375	-	-	-	-	-	-	-	0.00	0.00	0.00	-	417.00	-	-	-	-	-	-	-	-	-	-	-	0.00	0.00	0.00	-	0.16	-	-	-	-	1,375		
1,400	-	-	-	-	-	-	-	0.00	0.00	0.00	-	392.00	-	-	-	-	-	-	-	-	-	-	-	0.00	0.00	0.00	-	0.29	-	-	-	-	1,400		
1,425	-	-	-	-	-	-	-	0.00	0.00	0.00	-	367.00	-	-	-	-	-	-	-	-	-	-	-	0.00	0.00	0.00	-	0.51	-	-	-	-	1,425		
1,450	-	-	-	-	-	-	-	0.00	0.00	0.00	-	343.00	-	-	-	-	-	-	-	-	-	-	-	0.00	0.00	0.00	-	0.86	-	-	-	-	1,450		
1,475	-	-	-	-	-	-	-	0.00	0.00	0.00	-	319.00	-	-	-	-	-	-	-	-	-	-	-	0.00	0.00	0.00	-	1.40	-	-	-	-	1,475		
1,500	-	-	-	-	-	-	-	0.00	0.00	0.00	-	294.00	-	-	-	-	-	-	-	-	-	-	-	0.00	0.00	0.00	-	2.20	-	-	-	-	1,500		
1,525	0.00	0.00	0.00	-	268.00	-	-	0.00	0.00	0.00	-	271.00	-	-	-	-	0.00	0.00	0.00	-	0.22	-	-	0.00	0.00	0.00	-	3.40	-	-	-	-	1,525		
1,550	0.00	0.00	0.00	-	243.00	-	-	0.00	0.00	0.00	-	247.00	-	-	-	-	0.00	0.00	0.00	-	0.47	-	-	0.00	0.00	0.00	-	5.00	-	-	-	-	1,550		
1,575	0.00	0.00	0.00	-	219.00	-	-	0.00	0.00	0.00	-	225.00	-	-	-	-	0.00	0.00	0.00	-	0.94	-	-	0.00	0.00	0.00	-	7.20	-	-	-	-	1,575		
1,600	0.00	0.00	0.00	-	195.00	-	-	0.00	0.00	0.00	-	203.00	-	-	-	-	0.00	0.00	0.00	-	1.80	-	-	0.00	0.00	0.00	-	10.00	-	-	-	-	1,600		
1,625	0.00	0.00	0.00	-	171.00	-	-	0.00	0.00	0.00	-	181.00	-	-	-	-	0.00	0.00	0.00	-	3.10	-	-	0.00	0.00	0.00	-	14.00	-	-	-	-	1,625		
1,650	0.00	0.00	0.00	-	148.00	-	-	0.00	0.00	0.00	-	161.00	-	-	-	-	0.00	0.00	0.00	-	5.30	-	-	0.00	0.00	0.00	-	18.75	-	1	-	-	1,650		
1,675	0.00	0.00	0.00	-	126.00	-	-	0.00	0.00	0.00	-	142.00	-	-	-	-	0.00	0.00	0.00	-	8.50	-	-	0.00	0.00	0.00	-	24.50	-	-	-	-	1,675		
1,700	0.00	0.00	0.00	-	106.00	-	-	0.00	0.00	0.00	-	124.00	-	-	-	20.50	0.00	20.50	20.50	20.50	20.50	1	-	0.00	0.00	0.00	-	31.75	-	-	-	-	1,700		
1,725	0.00	0.00	0.00	-	87.50	-	-	104.00	104.00	104.00	104.00	104.00	1	-	-	27.00	0.00	25.25	25.25	25.25	41	25	0.00	0.00	0.00	-	40.00	-	8	-	-	1,725			
1,750	68.00	68.50	68.00	68.50	68.50	40	43	0.00	0.00	0.00	-	92.50	-	-	-	27.75	68.50	27.50	27.50	27.50	60	100	0.00	0.00	0.00	-	49.75	-	-	-	-	1,750			
1,775	55.50	55.50	55.50	55.50	55.50	20	20	0.00	0.00	0.00	-	79.00	-	-	-	0.00	55.50	0.00	-	37.75	-	40	0.00	0.00	0.00	-	61.00	-	-	-	-	1,775			
1,800	0.00	0.00	0.00	-	43.00	-	20	0.00	0.00	0.00	-	66.50	-	2	-	0.00	0.00	0.00	-	50.00	-	60	68.00	68.00	68.00	68.00	68.00	20	-	-	-	1,800			
1,825	24.50	30.00	23.00	30.00	30.00	13	22	0.00	0.00	0.00	-	56.00	-	1	-	74.50	30.00	74.50	74.50	74.50	2	42	0.00	0.00	0.00	-	88.00	-	-	-	-	1,825			
1,850	0.00	0.00	0.00	-	24.00	-	2	0.00	0.00	0.00	-	46.25	-	30	-	80.00	0.00	80.00	80.00	80.00	10	35	0.00	0.00	0.00	-	103.00	-	20	-	-	1,850			
1,875	0.00	0.00	0.00	-	17.25	-	80	0.00	0.00	0.00	-	38.00	-	40	-	0.00	0.00	0.00	-	99.00	-	104	0.00	0.00	0.00	-	120.00	-	40	-	-	1,875			
1,900	0.00	0.00	0.00	-	12.25	-	101	0.00	0.00	0.00	-	31.00	-	-	-	128.00	0.00	128.00	128.00	128.00	5	76	0.00	0.00	0.00	-	138.00	-	20	-	-	1,900			
1,925	0.00	0.00	0.00	-	8.40	-	43	0.00	0.00	0.00	-	25.00	-	20	-	0.00	0.00	0.00	-	140.00	-	40	0.00	0.00	0.00	-	157.00	-	20	-	-	1,925			
1,950	0.00	0.00	0.00	-	5.60	-	83	0.00	0.00	0.00	-	20.00	-	-	-	0.00	0.00	0.00	-	162.00	-	40	0.00	0.00	0.00	-	177.00	-	20	-	-	1,950			
1,975	0.00	0.00	0.00	-	3.70	-	20	0.00	0.00	0.00	-	15.75	-	-	-	0.00	0.00	0.00	-	185.00	-	120	0.00	0.00	0.00	-	197.00	-	-	-	-	1,975			

FTSE/Athex Large Cap

(Trade Unit: 1 Index Point x 2€ - Exercise Style: European, Cash Settlement)

Call Options																Put Options																			
Exercise Price	February 2021							March 2021							Other Months		February 2021						March 2021						Other Months		Exercise Price				
	Open price	Price max	Price min	Last price	Closing price	Volume	Open Interest	Open price	Price max	Price min	Last price	Closing price	Volume	Open Interest	Volume	Open Interest	Open price	Price max	Price min	Last price	Closing price	Volume	Open Interest	Open price	Price max	Price min	Last price	Closing price	Volume	Open Interest		Volume	Open Interest		
2,000	0.00	0.00	0.00	-	2.30	-	55	0.00	0.00	0.00	-	12.50	-	-			0.00	0.00	0.00	-	209.00	-	-	0.00	0.00	0.00	-	219.00	-	-			2,000		
2,050	0.00	0.00	0.00	-	0.89	-	-	0.00	0.00	0.00	-	7.50	-	-			0.00	0.00	0.00	-	258.00	-	-	0.00	0.00	0.00	-	264.00	-	-			2,050		
2,100	0.00	0.00	0.00	-	0.31	-	-	0.00	0.00	0.00	-	4.30	-	-			0.00	0.00	0.00	-	307.00	-	-	0.00	0.00	0.00	-	310.00	-	-			2,100		
2,150	0.00	0.00	0.00	-	0.10	-	-	0.00	0.00	0.00	-	2.40	-	-			0.00	0.00	0.00	-	357.00	-	-	0.00	0.00	0.00	-	358.00	-	-			2,150		
2,200	0.00	0.00	0.00	-	0.03	-	-	0.00	0.00	0.00	-	1.30	-	-			0.00	0.00	0.00	-	407.00	-	-	0.00	0.00	0.00	-	407.00	-	-			2,200		
Totals:						73	489							1	93	0	0							119	682							20	129	0	0
Number of Trades:						10							1							11							1							0	

ALPHA BANK (CR)

(Contract Size: 100 Securities, Exercise Style: American, Physical Delivery)

Call Options																Put Options																		
Exercise Price	February 2021						March 2021						Other Months		February 2021						March 2021						Other Months		Exercise Price					
	Open price	Price max	Price min	Last price	Closing price	Volume	Open Interest	Open price	Price max	Price min	Last price	Closing price	Volume	Open Interest	Volume	Open Interest	Open price	Price max	Price min	Last price	Closing price	Volume	Open Interest	Open price	Price max	Price min	Last price	Closing price		Volume	Open Interest	Volume	Open Interest	
0.150						-	0.000	0.000	0.000		0.640	-	-			-	0.000	0.000	0.000		0.001	-	-			0.000	0.000	0.000		0.001	-	-		0.002
0.200						-	0.000	0.000	0.000		0.591	-	-			-	0.000	0.000	0.000		0.001	-	-			0.000	0.000	0.000		0.001	-	-		0.002
0.250						-	0.000	0.000	0.000		0.541	-	-			-	0.000	0.000	0.000		0.004	-	-			0.000	0.000	0.000		0.004	-	-		0.003
0.300						-	0.000	0.000	0.000		0.491	-	-			-	0.000	0.000	0.000		0.001	-	-			0.000	0.000	0.000		0.001	-	-		0.003
0.350						-	0.000	0.000	0.000		0.441	-	-			-	0.000	0.000	0.000		0.001	-	-			0.000	0.000	0.000		0.001	-	-		0.004
0.400	0.000	0.000	0.000		0.390	-	0.000	0.000	0.000		0.391	-	-			0.000	0.000	0.000		0.001	-	-			0.000	0.000	0.000		0.002	-	-		0.004	
0.450	0.000	0.000	0.000		0.341	-	0.000	0.000	0.000		0.342	-	-			0.000	0.000	0.000		0.002	-	-			0.000	0.000	0.000		0.001	-	-		0.005	
0.500	0.000	0.000	0.000		0.291	-	0.000	0.000	0.000		0.293	-	-			0.000	0.000	0.000		0.001	-	-			0.000	0.000	0.000		0.002	-	-		0.005	
0.550	0.000	0.000	0.000		0.242	-	0.000	0.000	0.000		0.246	-	-			0.000	0.000	0.000		0.001	-	-			0.000	0.000	0.000		0.004	-	-		0.006	
0.600	0.000	0.000	0.000		0.194	-	0.000	0.000	0.000		0.202	-	-			0.000	0.000	0.000		0.004	-	-			0.000	0.000	0.000		0.010	-	-		0.006	
0.650	0.000	0.000	0.000		0.150	-	0.000	0.000	0.000		0.161	-	-			0.000	0.000	0.000		0.009	-	-			0.000	0.000	0.000		0.020	-	-		0.007	
0.700	0.000	0.000	0.000		0.111	-	0.000	0.000	0.000		0.126	-	-			0.000	0.000	0.000		0.021	-	-			0.000	0.000	0.000		0.034	-	-		0.007	
0.750	0.000	0.000	0.000		0.079	-	0.000	0.000	0.000		0.097	-	-			0.000	0.000	0.000		0.038	-	-			0.000	0.000	0.000		0.055	-	-		0.008	
0.800	0.000	0.000	0.000		0.054	-	0.000	0.000	0.000		0.072	-	-			0.000	0.000	0.000		0.063	-	-			0.000	0.000	0.000		0.080	-	-		0.008	
0.850	0.000	0.000	0.000		0.035	-	0.000	0.000	0.000		0.053	-	-			0.000	0.000	0.000		0.094	-	-			0.000	0.000	0.000		0.110	-	-		0.009	
0.900	0.000	0.000	0.000		0.022	-	0.000	0.000	0.000		0.038	-	-			0.000	0.000	0.000		0.131	-	-			0.000	0.000	0.000		0.146	-	-		0.009	
0.950	0.000	0.000	0.000		0.013	-	0.000	0.000	0.000		0.027	-	-			0.000	0.000	0.000		0.172	-	-			0.000	0.000	0.000		0.185	-	-		0.010	
1.000	0.000	0.000	0.000		0.008	-	0.000	0.000	0.000		0.019	-	-			0.000	0.000	0.000		0.217	-	-			0.000	0.000	0.000		0.227	-	-		0.010	
1.100	0.000	0.000	0.000		0.002	-	0.000	0.000	0.000		0.009	-	-			0.000	0.000	0.000		0.312	-	-			0.000	0.000	0.000		0.317	-	-		0.011	
1.200	0.000	0.000	0.000		0.001	-	0.000	0.000	0.000		0.004	-	-			0.000	0.000	0.000		0.410	-	-			0.000	0.000	0.000		0.412	-	-		0.012	
1.300	0.000	0.000	0.000		0.001	-	0.000	0.000	0.000		0.002	-	-			0.000	0.000	0.000		0.510	-	-			0.000	0.000	0.000		0.510	-	-		0.013	
1.400	0.000	0.000	0.000		0.001	-	0.000	0.000	0.000		0.001	-	-			0.000	0.000	0.000		0.610	-	-			0.000	0.000	0.000		0.610	-	-		0.014	
1.500	0.000	0.000	0.000		0.001	-	0.000	0.000	0.000		0.001	-	-			0.000	0.000	0.000		0.710	-	-			0.000	0.000	0.000		0.710	-	-		0.015	
Totals:						0	0					0	0	0	0						0	0						0	0	0	0			
Number of Trades:						0						0		0							0.00							0		0				

NATIONAL BANK (CR)

(Contract Size: 100 Securities, Exercise Style: American, Physical Delivery)

Exercise Price	Call Options														Volume	Open Interest	Put Options														Volume	Open Interest	Exercise Price
	February 2021						March 2021						Other Months				February 2021						March 2021						Other Months				
	Open price	Price max	Price min	Last price	Closing price	Volume	Open Interest	Open price	Price max	Price min	Last price	Closing price	Volume	Open Interest			Open price	Price max	Price min	Last price	Closing price	Volume	Open Interest	Open price	Price max	Price min	Last price	Closing price	Volume	Open Interest			
0.600						-	-	0.000	0.000	0.000	1.41	-	-																		0.006		
0.650						-	-	0.000	0.000	0.000	1.36	-	-																		0.007		
0.700						-	-	0.000	0.000	0.000	1.31	-	-																		0.007		
0.750						-	-	0.000	0.000	0.000	1.26	-	-																		0.008		
0.800						-	-	0.000	0.000	0.000	1.21	-	-																		0.008		
0.850						-	-	0.000	0.000	0.000	1.16	-	-																		0.009		
0.900						-	-	0.000	0.000	0.000	1.11	-	-																		0.009		
0.950	0.000	0.000	0.000		1.06	-	-	0.000	0.000	0.000	1.06	-	-	0.000	0.000	0.000		0.001	-	-	0.000	0.000	0.000		0.001	-	-				0.010		
1.000	0.000	0.000	0.000		1.01	-	-	0.000	0.000	0.000	1.01	-	-	0.000	0.000	0.000		0.001	-	-	0.000	0.000	0.000		0.001	-	-				0.010		
1.100	0.000	0.000	0.000		0.911	-	-	0.000	0.000	0.000	0.914	-	-	0.000	0.000	0.000		0.001	-	-	0.000	0.000	0.000		0.001	-	-				0.011		
1.200	0.000	0.000	0.000		0.812	-	-	0.000	0.000	0.000	0.816	-	-	0.000	0.000	0.000		0.001	-	-	0.000	0.000	0.000		0.003	-	-				0.012		
1.300	0.000	0.000	0.000		0.712	-	-	0.000	0.000	0.000	0.720	-	-	0.000	0.000	0.000		0.002	-	-	0.000	0.000	0.000		0.006	-	-				0.013		
1.400	0.000	0.000	0.000		0.613	-	-	0.000	0.000	0.000	0.627	-	-	0.000	0.000	0.000		0.001	-	-	0.000	0.000	0.000		0.013	-	-				0.014		
1.500	0.000	0.000	0.000		0.516	-	-	0.000	0.000	0.000	0.539	-	-	0.000	0.000	0.000		0.004	-	-	0.000	0.000	0.000		0.025	-	-				0.015		
1.600	0.000	0.000	0.000		0.422	-	-	0.000	0.000	0.000	0.458	-	-	0.000	0.000	0.000		0.010	-	-	0.000	0.000	0.000		0.043	-	-				0.016		
1.700	0.000	0.000	0.000		0.335	-	-	0.000	0.000	0.000	0.383	-	-	0.000	0.000	0.000		0.023	-	-	0.000	0.000	0.000		0.069	-	-				0.017		
1.800	0.000	0.000	0.000		0.258	-	-	0.000	0.000	0.000	0.317	-	-	0.000	0.000	0.000		0.045	-	-	0.000	0.000	0.000		0.102	-	-				0.018		
1.900	0.000	0.000	0.000		0.191	-	3	0.000	0.000	0.000	0.258	-	-	0.000	0.000	0.000		0.078	-	-	0.000	0.000	0.000		0.143	-	-				0.019		
2.000	0.000	0.000	0.000		0.136	-	5	0.000	0.000	0.000	0.207	-	21	0.000	0.000	0.000		0.123	-	-	0.000	0.000	0.000		0.192	-	-				0.020		
2.200	0.000	0.000	0.000		0.062	-	-	0.000	0.000	0.000	0.131	-	-	0.000	0.000	0.000		0.250	-	-	0.000	0.000	0.000		0.315	-	-				0.022		
2.400	0.000	0.000	0.000		0.025	-	-	0.000	0.000	0.000	0.079	-	-	0.000	0.000	0.000		0.413	-	-	0.000	0.000	0.000		0.464	-	-				0.024		
2.600	0.000	0.000	0.000		0.009	-	-	0.000	0.000	0.000	0.046	-	-	0.000	0.000	0.000		0.597	-	-	0.000	0.000	0.000		0.631	-	-				0.026		
2.800	0.000	0.000	0.000		0.003	-	-	0.000	0.000	0.000	0.026	-	-	0.000	0.000	0.000		0.791	-	-	0.000	0.000	0.000		0.811	-	-				0.028		
3.000	0.000	0.000	0.000		0.001	-	-	0.000	0.000	0.000	0.015	-	-	0.000	0.000	0.000		0.990	-	-	0.000	0.000	0.000		1.00	-	-				0.030		
3.200	0.000	0.000	0.000		0.003	-	-	0.000	0.000	0.000	0.008	-	-	0.000	0.000	0.000		1.19	-	-	0.000	0.000	0.000		1.19	-	-				0.032		
Totals:						0	8					0	21	0	0					0	0						0	500	0	0			
Number of Trades:						0						0		0						0.00						0			0				

OPAP (CR)

(Contract Size: 100 Securities, Exercise Style: American, Physical Delivery)

Exercise Price	Call Options														Put Options																			
	February 2021						March 2021						Other Months		February 2021						March 2021						Other Months		Exercise Price					
	Open price	Price max	Price min	Last price	Closing price	Volume	Open Interest	Open price	Price max	Price min	Last price	Closing price	Volume	Open Interest	Volume	Open Interest	Open price	Price max	Price min	Last price	Closing price	Volume	Open Interest	Open price	Price max	Price min	Last price	Closing price		Volume	Open Interest	Volume	Open Interest	
4.000						-	-	0.000	0.000	0.000	5.98	-	-			-	-	0.000	0.000	0.000	0.001	-	-			0.000	0.000	0.000		0.001	-	-		
4.400						-	-	0.000	0.000	0.000	5.58	-	-			-	-	0.000	0.000	0.000	0.002	-	-			0.000	0.000	0.000	0.002	-	-			0.044
4.800						-	-	0.000	0.000	0.000	5.18	-	-			-	-	0.000	0.000	0.000	0.001	-	-			0.000	0.000	0.000	0.001	-	-			0.048
5.200						-	-	0.000	0.000	0.000	4.78	-	-			-	-	0.000	0.000	0.000	0.001	-	-			0.000	0.000	0.000	0.001	-	-			0.052
5.600						-	-	0.000	0.000	0.000	4.39	-	-			-	-	0.000	0.000	0.000	0.001	-	-			0.000	0.000	0.000	0.001	-	-			0.056
6.000						-	-	0.000	0.000	0.000	3.99	-	-			-	-	0.000	0.000	0.000	0.001	-	-			0.000	0.000	0.000	0.001	-	-			0.060
6.400	0.000	0.000	0.000		3.58	-	-	0.000	0.000	0.000	3.59	-	-			0.000	0.000	0.000	0.001	-	-			0.000	0.000	0.000	0.001	-	-			0.064		
6.800	0.000	0.000	0.000		3.18	-	-	0.000	0.000	0.000	3.19	-	-			0.000	0.000	0.000	0.001	-	-			0.000	0.000	0.000	0.001	-	-			0.068		
7.200	0.000	0.000	0.000		2.78	-	-	0.000	0.000	0.000	2.79	-	-			0.000	0.000	0.000	0.001	-	-			0.000	0.000	0.000	0.003	-	-			0.072		
7.600	0.000	0.000	0.000		2.38	-	-	0.000	0.000	0.000	2.40	-	-			0.000	0.000	0.000	0.001	-	-			0.000	0.000	0.000	0.008	-	-			0.076		
8.000	0.000	0.000	0.000		1.98	-	-	0.000	0.000	0.000	2.02	-	-			0.000	0.000	0.000	0.001	-	-			0.000	0.000	0.000	0.024	-	-			0.080		
8.400	0.000	0.000	0.000		1.59	-	-	0.000	0.000	0.000	1.65	-	-			0.000	0.000	0.000	0.006	-	-			0.000	0.000	0.000	0.056	-	-			0.084		
8.800	0.000	0.000	0.000		1.20	-	-	0.000	0.000	0.000	1.31	-	-			0.000	0.000	0.000	0.024	-	-			0.000	0.000	0.000	0.115	-	-			0.088		
9.200	0.000	0.000	0.000		0.854	-	-	0.000	0.000	0.000	1.00	-	-			0.000	0.000	0.000	0.073	-	5			0.000	0.000	0.000	0.209	-	-			0.092		
9.600	0.000	0.000	0.000		0.557	-	-	0.000	0.000	0.000	0.742	-	5			0.000	0.000	0.000	0.175	-	5			0.000	0.000	0.000	0.346	-	-			0.096		
10.000	0.000	0.000	0.000		0.328	-	5	0.000	0.000	0.000	0.531	-	-			0.000	0.000	0.000	0.346	-	5			0.000	0.000	0.000	0.535	-	-			0.100		
11.000	0.000	0.000	0.000		0.055	-	-	0.000	0.000	0.000	0.197	-	-			0.000	0.000	0.000	1.07	-	-			0.000	0.000	0.000	1.20	-	-			0.110		
12.000	0.000	0.000	0.000		0.005	-	-	0.000	0.000	0.000	0.057	-	-			0.000	0.000	0.000	2.03	-	-			0.000	0.000	0.000	2.07	-	-			0.120		
13.000	0.000	0.000	0.000		0.003	-	-	0.000	0.000	0.000	0.013	-	-			0.000	0.000	0.000	3.03	-	-			0.000	0.000	0.000	3.03	-	-			0.130		
14.000	0.000	0.000	0.000		0.002	-	-	0.000	0.000	0.000	0.003	-	-			0.000	0.000	0.000	4.03	-	-			0.000	0.000	0.000	4.03	-	-			0.140		
15.000	0.000	0.000	0.000		0.001	-	-	0.000	0.000	0.000	0.001	-	-			0.000	0.000	0.000	5.03	-	-			0.000	0.000	0.000	5.03	-	-			0.150		
16.000	0.000	0.000	0.000		0.001	-	-	0.000	0.000	0.000	0.001	-	-			0.000	0.000	0.000	6.03	-	-			0.000	0.000	0.000	6.03	-	-			0.160		
Totals:						0	5					0	5	0	0					0	15						0	15	0	0				
Number of Trades:						0						0		0						0.00							0				0			

OTE (CR)

(Contract Size: 100 Securities, Exercise Style: American, Physical Delivery)

Exercise Price	Call Options														Put Options																			
	February 2021						March 2021						Other Months		February 2021						March 2021						Other Months		Exercise Price					
	Open price	Price max	Price min	Last price	Closing price	Volume	Open Interest	Open price	Price max	Price min	Last price	Closing price	Volume	Open Interest	Volume	Open Interest	Open price	Price max	Price min	Last price	Closing price	Volume	Open Interest	Open price	Price max	Price min	Last price	Closing price		Volume	Open Interest	Volume	Open Interest	
8.000						-	-	0.000	0.000	0.000	4.13	-	-			-	-	0.000	0.000	0.000	0.001	-	-			0.000	0.000	0.000		0.001	-	-		
8.400						-	-	0.000	0.000	0.000	3.73	-	-			-	-	0.000	0.000	0.000	0.001	-	-			0.000	0.000	0.000	0.001	-	-			0.084
8.800	0.000	0.000	0.000		3.32	-	-	0.000	0.000	0.000	3.34	-	-			0.000	0.000	0.000	0.001	-	-			0.000	0.000	0.000	0.001	-	-			0.088		
9.200	0.000	0.000	0.000		2.92	-	-	0.000	0.000	0.000	2.94	-	-			0.000	0.000	0.000	0.001	-	-			0.000	0.000	0.000	0.003	-	-			0.092		
9.600	0.000	0.000	0.000		2.52	-	-	0.000	0.000	0.000	2.55	-	-			0.000	0.000	0.000	0.001	-	-			0.000	0.000	0.000	0.009	-	-			0.096		
10.000	0.000	0.000	0.000		2.12	-	-	0.000	0.000	0.000	2.16	-	-			0.000	0.000	0.000	0.002	-	-			0.000	0.000	0.000	0.024	-	-			0.100		
11.000	0.000	0.000	0.000		1.17	-	-	0.000	0.000	0.000	1.28	-	-			0.000	0.000	0.000	0.044	-	-			0.000	0.000	0.000	0.145	-	-			0.110		
12.000	0.000	0.000	0.000		0.437	-	-	0.000	0.000	0.000	0.632	-	-			0.000	0.000	0.000	0.313	-	5			0.000	0.000	0.000	0.491	-	-			0.120		
13.000	0.000	0.000	0.000		0.096	-	5	0.000	0.000	0.000	0.249	-	-			0.000	0.000	0.000	0.973	-	5			0.000	0.000	0.000	1.11	-	-			0.130		
14.000	0.000	0.000	0.000		0.012	-	5	0.000	0.000	0.000	0.080	-	-			0.000	0.000	0.000	1.89	-	-			0.000	0.000	0.000	1.94	-	-			0.140		
15.000	0.000	0.000	0.000		0.001	-	-	0.000	0.000	0.000	0.021	-	-			0.000	0.000	0.000	2.89	-	-			0.000	0.000	0.000	2.89	-	-			0.150		
16.000	0.000	0.000	0.000		0.001	-	-	0.000	0.000	0.000	0.004	-	-			0.000	0.000	0.000	3.89	-	-			0.000	0.000	0.000	3.89	-	-			0.160		
17.000	0.000	0.000	0.000		0.001	-	-	0.000	0.000	0.000	0.001	-	-			0.000	0.000	0.000	4.89	-	-			0.000	0.000	0.000	4.89	-	-			0.170		
18.000	0.000	0.000	0.000		0.001	-	-	0.000	0.000	0.000	0.001	-	-			0.000	0.000	0.000	5.89	-	-			0.000	0.000	0.000	5.89	-	-			0.180		
19.000	0.000	0.000	0.000		0.001	-	-	0.000	0.000	0.000	0.001	-	-			0.000	0.000	0.000	6.89	-	-			0.000	0.000	0.000	6.89	-	-			0.190		
Totals:						0	10					0	0	0	0					0	10							0	0	0	0			
Number of Trades:						0						0		0						0.00								0		0				

PIRAEUS FINANCIAL HOLD (CR)

(Contract Size: 100 Securities, Exercise Style: American, Physical Delivery)

Call Options																Put Options																		
Exercise Price	February 2021						March 2021						Other Months		February 2021						March 2021						Other Months		Exercise Price					
	Open price	Price max	Price min	Last price	Closing price	Volume	Open Interest	Open price	Price max	Price min	Last price	Closing price	Volume	Open Interest	Volume	Open Interest	Open price	Price max	Price min	Last price	Closing price	Volume	Open Interest	Open price	Price max	Price min	Last price	Closing price		Volume	Open Interest	Volume	Open Interest	
0.350						-	-	0.000	0.000	0.000	0.571	-	-			-	-	0.000	0.000	0.000	0.001	-	-			0.000	0.000	0.000	0.001	-	-			0.004
0.400						-	-	0.000	0.000	0.000	0.521	-	-			-	-	0.000	0.000	0.000	0.001	-	-			0.000	0.000	0.000	0.001	-	-			0.004
0.450						-	-	0.000	0.000	0.000	0.471	-	-			-	-	0.000	0.000	0.000	0.001	-	-			0.000	0.000	0.000	0.001	-	-			0.005
0.500						-	-	0.000	0.000	0.000	0.422	-	-			-	-	0.000	0.000	0.000	0.001	-	-			0.000	0.000	0.000	0.001	-	-			0.005
0.550						-	-	0.000	0.000	0.000	0.373	-	-			-	-	0.000	0.000	0.000	0.001	-	-			0.000	0.000	0.000	0.001	-	-			0.006
0.600						-	-	0.000	0.000	0.000	0.325	-	-			-	-	0.000	0.000	0.000	0.004	-	-			0.000	0.000	0.000	0.004	-	-			0.006
0.650	0.000	0.000	0.000		0.272	-	-	0.000	0.000	0.000	0.280	-	-			0.000	0.000	0.000	0.001	-	-			0.000	0.000	0.000	0.008	-	-			0.007		
0.700	0.000	0.000	0.000		0.224	-	-	0.000	0.000	0.000	0.237	-	-			0.000	0.000	0.000	0.004	-	-			0.000	0.000	0.000	0.015	-	-			0.007		
0.750	0.000	0.000	0.000		0.179	-	-	0.000	0.000	0.000	0.198	-	-			0.000	0.000	0.000	0.009	-	-			0.000	0.000	0.000	0.026	-	-			0.008		
0.800	0.000	0.000	0.000		0.139	-	-	0.000	0.000	0.000	0.162	-	-			0.000	0.000	0.000	0.018	-	-			0.000	0.000	0.000	0.040	-	-			0.008		
0.850	0.000	0.000	0.000		0.104	-	-	0.000	0.000	0.000	0.132	-	-			0.000	0.000	0.000	0.033	-	-			0.000	0.000	0.000	0.059	-	-			0.009		
0.900	0.000	0.000	0.000		0.075	-	-	0.000	0.000	0.000	0.106	-	-			0.000	0.000	0.000	0.054	-	-			0.000	0.000	0.000	0.083	-	-			0.009		
0.950	0.000	0.000	0.000		0.052	-	-	0.000	0.000	0.000	0.084	-	-			0.000	0.000	0.000	0.081	-	-			0.000	0.000	0.000	0.111	-	-			0.010		
1.000	0.000	0.000	0.000		0.035	-	-	0.000	0.000	0.000	0.065	-	-			0.000	0.000	0.000	0.114	-	-			0.000	0.000	0.000	0.142	-	-			0.010		
1.100	0.000	0.000	0.000		0.014	-	10	0.000	0.000	0.000	0.039	-	-			0.000	0.000	0.000	0.193	-	-			0.000	0.000	0.000	0.216	-	-			0.011		
1.200	0.000	0.000	0.000		0.005	-	-	0.000	0.000	0.000	0.022	-	-			0.000	0.000	0.000	0.284	-	-			0.000	0.000	0.000	0.300	-	-			0.012		
1.300	0.000	0.000	0.000		0.002	-	-	0.000	0.000	0.000	0.012	-	-			0.000	0.000	0.000	0.381	-	-			0.000	0.000	0.000	0.390	-	-			0.013		
1.400	0.000	0.000	0.000		0.001	-	10	0.000	0.000	0.000	0.007	-	-			0.000	0.000	0.000	0.480	-	-			0.000	0.000	0.000	0.484	-	-			0.014		
1.500	0.000	0.000	0.000		0.002	-	-	0.000	0.000	0.000	0.004	-	-			0.000	0.000	0.000	0.580	-	-			0.000	0.000	0.000	0.582	-	-			0.015		
1.600	0.000	0.000	0.000		0.001	-	-	0.000	0.000	0.000	0.002	-	-			0.000	0.000	0.000	0.680	-	-			0.000	0.000	0.000	0.680	-	-			0.016		
1.700	0.000	0.000	0.000		0.001	-	-	0.000	0.000	0.000	0.001	-	-			0.000	0.000	0.000	0.780	-	-			0.000	0.000	0.000	0.780	-	-			0.017		
1.800	0.000	0.000	0.000		0.001	-	-	0.000	0.000	0.000	0.001	-	-			0.000	0.000	0.000	0.880	-	-			0.000	0.000	0.000	0.880	-	-			0.018		
1.900						-	-	0.000	0.000	0.000	0.002	-	-			-	-	0.000	0.000	0.000	0.980	-	-			0.000	0.000	0.000	0.980	-	-			0.019
2.000						-	-	0.000	0.000	0.000	0.001	-	-			-	-	0.000	0.000	0.000	1.08	-	-			0.000	0.000	0.000	1.08	-	-			0.020
2.200						-	-	0.000	0.000	0.000	0.002	-	-			-	-	0.000	0.000	0.000	1.28	-	-			0.000	0.000	0.000	1.28	-	-			0.022
2.400						-	-	0.000	0.000	0.000	0.001	-	-			-	-	0.000	0.000	0.000	1.48	-	-			0.000	0.000	0.000	1.48	-	-			0.024
Totals:						0	20					0	0	0	0					0	0							0	7	0	0			
Number of Trades:						0						0		0						0.00								0		0				

PPC (CR)

(Contract Size: 100 Securities, Exercise Style: American, Physical Delivery)

Call Options														Put Options																		
February 2021							March 2021							Other Months		February 2021							March 2021							Other Months		Exercise Price
Open price	Price max	Price min	Last price	Closing price	Volume	Open Interest	Open price	Price max	Price min	Last price	Closing price	Volume	Open Interest	Volume	Open Interest	Open price	Price max	Price min	Last price	Closing price	Volume	Open Interest	Open price	Price max	Price min	Last price	Closing price	Volume	Open Interest	Volume	Open Interest	
1.400					-	-	0.000	0.000	0.000		5.40	-	-																			0.014
1.500					-	-	0.000	0.000	0.000		5.30	-	-																			0.015
1.600					-	-	0.000	0.000	0.000		5.20	-	-																			0.016
1.700					-	-	0.000	0.000	0.000		5.10	-	-																			0.017
1.800					-	-	0.000	0.000	0.000		5.00	-	-																			0.018
1.900					-	-	0.000	0.000	0.000		4.91	-	-																			0.019
2.000					-	-	0.000	0.000	0.000		4.81	-	-																			0.020
2.200					-	-	0.000	0.000	0.000		4.61	-	-																			0.022
2.400					-	-	0.000	0.000	0.000		4.41	-	-																			0.024
2.600					-	-	0.000	0.000	0.000		4.21	-	-																			0.026
2.800					-	-	0.000	0.000	0.000		4.01	-	-																			0.028
3.000					-	-	0.000	0.000	0.000		3.81	-	-																			0.030
3.200					-	-	0.000	0.000	0.000		3.61	-	-																			0.032
3.400					-	-	0.000	0.000	0.000		3.41	-	-																			0.034
3.600					-	-	0.000	0.000	0.000		3.21	-	-																			0.036
3.800					-	-	0.000	0.000	0.000		3.01	-	-																			0.038
4.000	0.000	0.000	0.000		2.80	-	-	0.000	0.000	0.000		2.81	-	-		0.000	0.000	0.000		0.001	-	-		0.000	0.000	0.000		0.001	-	-		0.040
4.400	0.000	0.000	0.000		2.41	-	-	0.000	0.000	0.000		2.41	-	-		0.000	0.000	0.000		0.001	-	-		0.000	0.000	0.000		0.001	-	-		0.044
4.800	0.000	0.000	0.000		2.01	-	-	0.000	0.000	0.000		2.01	-	-		0.000	0.000	0.000		0.001	-	-		0.000	0.000	0.000		0.001	-	-		0.048
5.200	0.000	0.000	0.000		1.61	-	-	0.000	0.000	0.000		1.62	-	-		0.000	0.000	0.000		0.001	-	-		0.000	0.000	0.000		0.008	-	-		0.052
5.600	0.000	0.000	0.000		1.21	-	-	0.000	0.000	0.000		1.25	-	-		0.000	0.000	0.000		0.004	-	-		0.000	0.000	0.000		0.030	-	-		0.056
6.000	0.000	0.000	0.000		0.831	-	-	0.000	0.000	0.000		0.903	-	-		0.000	0.000	0.000		0.024	-	-		0.000	0.000	0.000		0.086	-	-		0.060
6.400	0.000	0.000	0.000		0.501	-	-	0.000	0.000	0.000		0.614	-	2		0.000	0.000	0.000		0.093	-	-		0.000	0.000	0.000		0.196	-	-		0.064
6.800	0.000	0.000	0.000		0.255	-	-	0.000	0.000	0.000		0.385	-	-		0.000	0.000	0.000		0.247	-	38		0.000	0.000	0.000		0.367	-	-		0.068
7.200	0.000	0.000	0.000		0.109	-	5	0.286	0.286	0.286	0.286	0.286	4	5		0.000	0.000	0.000		0.502	-	-		0.000	0.000	0.000		0.611	-	-		0.072
7.600	0.000	0.000	0.000		0.039	-	33	0.000	0.000	0.000		0.125	-	35		0.000	0.000	0.000		0.832	-	-		0.000	0.000	0.000		0.908	-	-		0.076
8.000	0.000	0.000	0.000		0.011	-	62	0.000	0.000	0.000		0.063	-	60		0.000	0.000	0.000		1.21	-	5		0.000	0.000	0.000		1.25	-	-		0.080
8.400	0.000	0.000	0.000		0.003	-	-	0.000	0.000	0.000		0.031	-	10		0.000	0.000	0.000		1.60	-	-		0.000	0.000	0.000		1.62	-	-		0.084
8.800	0.000	0.000	0.000		0.001	-	-	0.000	0.000	0.000		0.014	-	-		0.000	0.000	0.000		2.00	-	-		0.000	0.000	0.000		2.00	-	-		0.088
9.200	0.000	0.000	0.000		0.001	-	-	0.000	0.000	0.000		0.006	-	-		0.000	0.000	0.000		2.40	-	-		0.000	0.000	0.000		2.40	-	-		0.092
9.600	0.000	0.000	0.000		0.001	-	-	0.000	0.000	0.000		0.002	-	-		0.000	0.000	0.000		2.80	-	-		0.000	0.000	0.000		2.80	-	-		0.096
Totals:					0	100						4	112	0	0						0	43						0	8	0	0	
Number of Trades:					0							1	0									0.00						0	0			

Lending Products	Underlying Title	Open Interest[5]	Multilateral Transactions[1]				Bilateral Transactions[2]		Stock Borrowing through OTC (volume)[3]	
			Volume(Offered)	Average Weighted	Transactions volume	Average Weighted	Transactions Volume	Average Weighted	Transactions Volume	
ADMIEBOR	ADMIE (IPTO) HOLDING S.A. (CR)	5,776	---	---	---	---	---	---	218,455	
AEGNBOR	AEGEAN AIRLINES (CR)	7,198	---	---	---	---	267	1.00%	112,010	
ALPHABOR	ALPHA BANK (CR)	3,000	---	---	---	---	---	---	40,922,738	
ALMYBOR	ALUMIL (CR)	---	---	---	---	---	---	---	---	
TATTBOR	ATTICA BANK S.A. (CR)	14,300	---	---	---	---	4,738	1.00%	370	
EEEBOR	CC HBC AG (CR)	3,084	---	---	---	---	---	---	70,546	
CENERBOR	CENERGY HOLDINGS (CB)	2,700	---	---	---	---	3,244	1.00%	---	
ELLAKTORBOR	ELLAKTOR (CR)	10,000	---	---	12,267	2.92%	---	---	150,898	
EUROBBOR	EUROBANK HOLDINGS (CR)	50,827	---	---	---	---	---	---	51,798,206	
EYDAPBOR	EYDAP S.A. (CR)	300	---	---	---	---	---	---	255,864	
FFGRPBOR	FOLLI FOLLIE (CR)	---	---	---	---	---	---	---	1,067,847	
FOYRKBOR	FOURLIS (CR)	2,639	---	---	---	---	142	1.00%	32,608	
GEKTERNABOR	GEK TERNA (CR)	5,200	---	---	---	---	---	---	23,993	
SARBOR	GR. SARANTIS S.A. (CR)	---	---	---	---	---	---	---	16,890	
EXAEBOR	HELLENIC EXCHANGES-A.S.E. (CR)	1,000	---	---	---	---	---	---	302,782	
ELPEBOR	HELLENIC PETROLEUM (CR)	1,700	---	---	100	2.65%	---	---	219,171	
INTRKBOR	INTRACOM HOLDINGS (CR)	600	---	---	---	---	---	---	---	
BELABOR	JUMBO SA (CR)	2,905	---	---	---	---	322	1.00%	116,201	
LAMDABOR	LAMDA DEVELOPMENT SA (CR)	3,400	---	---	---	---	1,175	1.00%	500	
MIGBOR	MARFIN INVESTMENT GROUP (CR)	2,000	---	---	---	---	28,616	1.00%	794,474	
MOHBOR	MOTOR OIL (CR)	8,800	---	---	---	---	1,871	1.00%	441,294	
MYTILBOR	MYTILINEOS (CR)	---	---	---	---	---	---	---	42,555	
ETEBOR	NATIONAL BANK (CR)	78,165	---	---	---	---	12,000	10.00%	10,376,941	
OPAPBOR	OPAP (CR)	97,726	---	---	---	---	---	---	1,354,672	
HTOBOR	OTE (CR)	7,900	---	---	---	---	---	---	563,923	
PPABOR	P.P.A. S.A. (CR)	3,328	---	---	---	---	---	---	10,701	
TPEIRBOR	PIRAEUS FINANCIAL HOLD (CR)	44,874	---	---	3,975	3.86%	---	---	22,911,365	
PLAISBOR	PLAISIO COMPUTERS SA (CR)	---	---	---	---	---	---	---	4,000	
PPCBOR	PPC (CR)	1,300	---	---	900	2.65%	---	---	4,922,375	
QUALBOR	QUALITY & RELIABILITY SA (CR)	---	---	---	---	---	---	---	---	
TENERGYBOR	TERNA ENERGY (CR)	8,790	---	---	4,200	3.69%	---	---	73,061	

Stock Lending Notes

[1] - Multilateral contracts Lending or Borrowing as per Methods 8-1, 8-2 and 8-3-3 (According to ATHEX BoD Resolution No.17)

[2] - Bilateral Contracts Lending or Borrowing as per Methods 8-3-1 and 8-3-2 (According to ATHEX BoD Resolution No.20)

[3] - The information concerning OTC Stock Borrowing Transactions is based on the statements of the Dematerialised Securities System (DSS) operators involved and refers to volumes that have been registered up until the previous working day.

[4] - Average Price (Volume weighted)

[5] - The Data concerning Open Interest before the start of trading session

Lending Products	Underlying Title	Open Interest[5]	Multilateral Transactions[1]				Bilateral Transactions[2]		Stock Borrowing through OTC (volume)[3]
			Volume(Offered)	Average Weighted	Transactions volume	Average Weighted	Transactions Volume	Average Weighted	Transactions Volume
TITCBOR	TITAN CEMENT (CB)	4,900	---	---	---	---	---	---	273,984
VIOBOR	VIOHALCO SA/NV (CB)	8,841	---	---	---	---	176	1.00%	---

Stock Lending Notes

[1] - Multilateral contracts Lending or Borrowing as per Methods 8-1, 8-2 and 8-3-3 (According to ATHEX BoD Resolution No.17)

[2] - Bilateral Contracts Lending or Borrowing as per Methods 8-3-1 and 8-3-2 (According to ATHEX BoD Resolution No.20)

[3] - The information concerning OTC Stock Borrowing Transactions is based on the statements of the Dematerialised Securities System (DSS) operators involved and refers to volumes that have been registered up until the previous working day.

[4] - Average Price (Volume weighted)

[5] - The Data concerning Open Interest before the start of trading session

Sectors codification for listed companies

12003 -	ETF	10101010	Computer Services
10101015	Software	10102030	Computer Hardware
15101010	Telecommunications Equipment	15102015	Telecommunications Services
20101010	Health Care Facilities	20101025	Health Care Services
20102010	Medical Equipment	20103015	Pharmaceuticals
30101010	Banks	30202000	Diversified Financial Services
30202010	Asset Managers & Custodians	30202015	Investment Services
30302010	Full Line Insurance	30302015	Insurance Brokers
30302025	Property and Casualty Insurance	35101010	Real Estate Holding and Development
35101015	Real Estate Services	35102000	Diversified REITs
35102030	Office REITs	40201040	Rental & Leasing Services: Consumer
40202010	Home Construction	40202015	Household Furnishings
40202020	Household Appliance	40203040	Electronic Entertainment
40203045	Toys	40204020	Clothing & Accessories
40301010	Entertainment	40301030	Publishing
40301035	Radio & TV Broadcasters	40401010	Diversified Retailers
40401020	Apparel Retailers	40401025	Home Improvement Retailers
40401030	Specialty Retailers	40501010	Airlines
40501015	Travel & Tourism	40501020	Casinos & Gambling
40501025	Hotels & Motels	45101015	Distillers & Vintners
45101020	Soft Drinks	45102010	Farming Fishing Ranching & Plantations
45102020	Food Products	45103010	Tobacco
45201010	Food Retailers & Wholesalers	45201020	Personal Products
50101010	Construction	50101030	Cement
50101035	Building Materials: Other	50202010	Electrical Components
50203000	Diversified Industrials	50203015	Plastics
50203030	Containers & Packaging	50204000	Machinery: Industrial
50204020	Machinery: Construction & Handling	50205010	Industrial Suppliers
50205020	Back Office Support HR & Consulting	50205030	Forms & Bulk Printing Services
50206015	Commercial Vehicles & Parts	50206030	Marine Transportation
50206060	Transportation Services	55101000	Diversified Materials
55101020	Textile Products	55102000	General Mining
55102010	Iron & Steel	55102015	Metal Fabricating
55102035	Aluminum	60101000	Integrated Oil & Gas
60101020	Oil Refining and Marketing	65101010	Alternative Electricity
65101015	Conventional Electricity	65102030	Water



ATHEX
Athens Stock Exchange

Λεωφ. Αθηνών 110 104 42 Αθήνα
110, Athinon Ave. GR 104 42 Athens
tel. (+30)210-33.66.800, fax (+30)210-33.66.101
www.athexgroup.gr