

21

Ημερήσιο Δελτίο  
Συναλλακτικής Δραστηριότητας

Daily Official List  
of Trading Activity

Monday, 4 January, 2021  
Year: 142 Trading Day No: 1



**ATHEXGROUP**  
Athens Exchange Group

**Disclaimer:**

Hellenic Exchanges-Athens Stock Exchange S.A endeavours to ensure that the data and other material ("Information") presented on the Daily Official List are accurate and complete, but it is not liable for any errors or omissions of data or /and for the accuracy, credibility, updating and completeness of the aforesaid information nor it has any liability arising directly or indirectly from the use of the above Information.

The Company is not liable for the accuracy of the data included in listed companies' announcements. Only the sender of such an announcement is fully and solely liable for any infringement of third party's rights from the content of such announcement. All contents of the Daily Official List are provided only for information purposes and do not constitute investment advice or solicitation to invest in securities or other products listed for trading on the Exchange.

You acknowledge and agree that the Company is the owner of any property rights related to any Information appearing on the Daily Official List including intellectual property rights copyright, trademarks, etc.

The above data are a property of the Hellenic Exchanges-Athens Exchange and are copyright protected. Users are forbidden to reproduce, modify, copy, sale, transmit or redistribute, by all reproduction means and methods, part or the whole of the above data, without reference to their source.

The commercial exploitation of these data is, also, forbidden by third parties. Hellenic Exchanges-Athens Exchange does not carry any responsibility, direct or indirect, derived from usage or accidental alteration of the above data when used by third parties.

---

**Hellenic Exchanges – Athens Stock Exchange S.A.**

110 Athinon Ave., 10442 Athens, Tel: (210) 33.66.800, Fax: (210) 32.13.938

[www.athexgroup.gr](http://www.athexgroup.gr)

---

**Thessalonica Stock Exchange Center (T.S.E.C)**

16-18 Katouni Str., Thessalonica 546 25 Tel: (2310) 567.667, Fax: (2310) 530.545

**Athex Members Guarantee Fund**

14-16 Fidiou Str., Athens 106 78, Tel: (210) 33.04.682, Fax: (210) 33.04.155

**Hellenic Republic Capital Market Commission**

1 Kolokotroni Str. & 1 Stadiou Str., Athens 10562 Tel: (210) 33.77.100 Fax: (210) 33.77.173

---

**Table of Contents**

---

**Section 1: Statistical Figures of Securities, Derivatives and Lending**

Summary of Markets

Athex Indices

Analytic Figures for Athex Market's Boards and Categories

Trading Details by Athex Sectors and Financial Instruments (ETFs)

Top 10 best &amp; worst performing Shares

Derivatives Summary

**Section 2: Analytic Figures of Shares Transactions**

Analytic Figures of Shares Transactions

Shares' Notes

**Section 3: Figures of Securities Transactions**

Securities Blocks Details

Shares Rights Details

Stock Borrowing

Securities Forced Sales

Forced Sales Registered Shares

Exchange Traded Funds (ETFs) Characteristics

**Section 5: Bonds traded in Fixed Income Assets Market**

Convertible Corporate Bonds - Regulated Market

Non Convertible Corporate Bonds - Regulated Market

Government Bonds

Treasury Bills &amp; Zero Coupon Government Bonds

Government Bonds Traded with the Open Outcry Method

State Banks Bonds

**Section 6: Additional Infos**

Athex &amp; ATHEXClear Members List

List of Stocks under Market Making operations

**Section 7: Derivatives Market Analytic Figures**

Index Futures

Stock Futures

Index Options

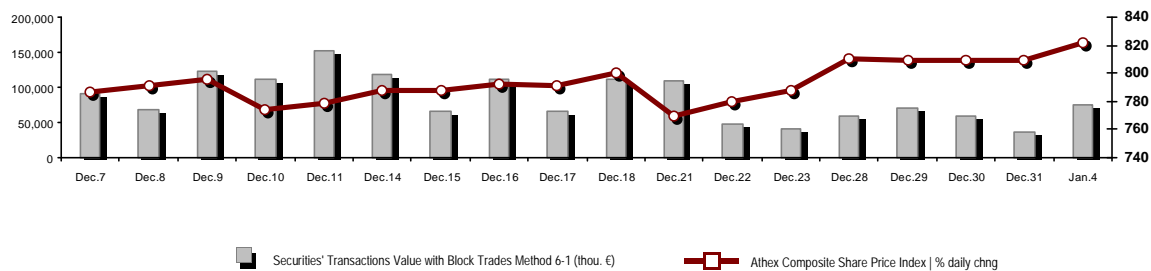
Stock Options

Stock Lending Analytic Figures

**Appendix A: Sectors codification for listed companies**

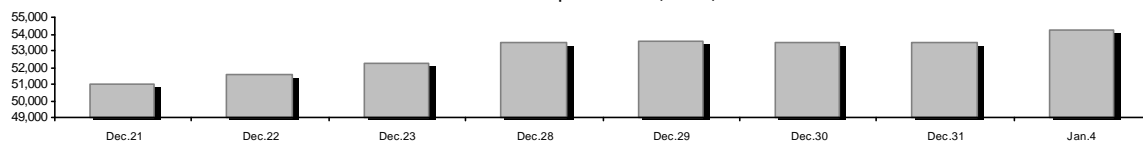
## Summary of Markets

Athex Composite Share Price Index vs Shares and Derivatives Transactions Value

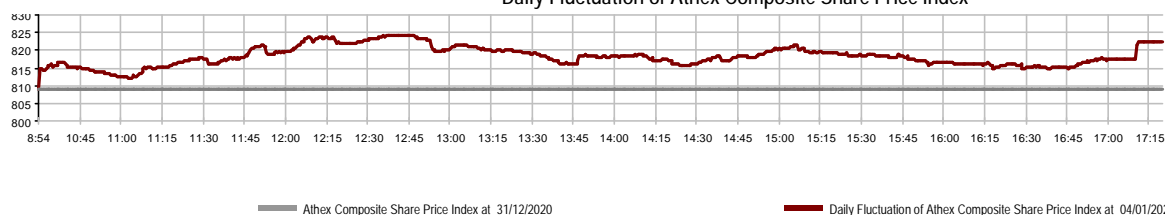


Athex Capitalisation (mill. €) **:	54,244.46		Derivatives Total Open Interest	364,093
Daily change: mill. €   %	812.95	1.52%	in Index Futures   % daily chng	5,835 4.51%
Yearly Avg Capitalisation: mill. €   % chng prev year Avg	54,244.46	14.46%	in Stock Futures   % daily chng	356,011 2.80%
Athex Composite Share Price Index   % daily chng	822.22	1.64%	in Index Options   % daily chng	1,641 11.25%
Athex Composite Share Price Index Capitalisation (mill. €)	48,467.62		in Stock Options   % daily chng	606 3.59%
Daily change (mill. €)	751.15			
Securities' Transactions Value with Block Trades Method 6-1 (t)	75,432.93		Derivatives Contracts Volume:	45,769
Daily change: %	38,724.21	105.49%	Daily change: pieces   %	27,626 152.27%
YTD Avg Trans. Value: thou. €   % chng prev year Avg	75,432.93	17.79%	YTD Avg Derivatives Contracts % chng prev year Avg	45,769 14.25%
Blocks Transactions Value of Method 6-1 (thou. €)	9,364.64		Derivatives Trades Number:	2,986
Blocks Transactions Value of Method 6-2 & 6-3 (thou. €)	42.49		Daily change: number   %	1,616 117.96%
Bonds Transactions Value (thou.€)	429.20		YTD Avg Trades number % chng prev year Avg	2,986 12.50%
Securities' Transactions Volume with Block Trades Method 6-1 (th	38,505.63		Lending Total Open Interest	223,362
Daily change: thou. pieces   %	20,990.94	119.85%	Daily change: pieces   %	-26,662 -10.66%
YTD Avg Volume: % chng prev year Avg	38,505.63	-6.29%	Lending Volume (Multilateral/Bilateral)	1,504,596
Blocks Transactions Volume of Method 6-1 (thou. Pieces)	818.90		Daily change: pieces   %	1,487,079
Blocks Transactions Volume of Method 6-2 & 6-3 (thou. Pieces)	6.08		Multilateral Lending	4,596
Bonds Transactions Volume	427,000		Bilateral Lending	1,500,000
Securities' Trades Number with Block Trades Method 6-1	40,244		Lending Trades Number:	8
Daily change: number   %	22,452	126.19%	Daily change: %	0
YTD Avg Trades number % chng prev year Avg	40,244	23.31%	Multilateral Lending Trades Number	6
Number of Blocks Method 6-1	5		Bilateral Lending Trades Number	2
Number of Blocks Method 6-2 & 6-3	1			
Number of Bonds Transactions	58			

Athex Capitalisation (mill. €) \*\*



Daily Fluctuation of Athex Composite Share Price Index



## Athex Indices

Index name	04/01/2021	31/12/2020	pts.	%	Min	Max	Year min	Year max	Year change
Athex Composite Share Price Index	822.22 #	808.99	13.23	1.64%	808.99	824.33	808.99	824.33	1.64% #
FTSE/Athex Large Cap	1,965.00 #	1,934.64	30.36	1.57%	1,934.64	1,972.84	1,934.64	1,972.84	1.57% #
FTSE/Athex Mid Cap Index	1,117.86 #	1,107.38	10.48	0.95%	1,106.46	1,126.85	1,106.46	1,126.85	0.95% #
FTSE/ATHEX-CSE Banking Index	398.12 #	392.80	5.32	1.35%	389.85	407.53	389.85	407.53	1.35% #
FTSE/ATHEX High Dividend Yield Index	2,755.83 #	2,704.09	51.74	1.91%	2,704.09	2,756.37	2,704.09	2,756.37	1.91% #
FTSE/ATHEX Global Traders Index Plus	2,131.05 #	2,101.33	29.72	1.41%	2,101.33	2,137.65	2,101.33	2,137.65	1.41% #
FTSE/ATHEX Mid & Small Cap Factor-Weighted Ind	3,185.37 #	3,124.15	61.22	1.96%	3,124.15	3,186.23	3,124.15	3,186.23	1.96% #
ATHEX Select Index Plus	3,116.84 #	3,080.55	36.29	1.18%	3,080.55	3,122.90	3,080.55	3,122.90	1.18% #
ATHEX Select Index	3,058.87 #	3,027.78	31.09	1.03%	3,027.78	3,078.41	3,027.78	3,078.41	1.03% #
FTSE/Athex Market Index	480.79 #	473.60	7.19	1.52%	473.60	482.30	473.60	482.30	1.52% #
FTSE Med Index	4,535.43 #	4,529.52	5.91	0.13%			3,062.99	5,342.28	-8.91% €
Athex Composite Index Total Return Index	1,382.75 #	1,360.50	22.25	1.64%	1,360.50	1,386.28	1,360.50	1,386.28	1.64% #
FTSE/Athex Large Cap Total Return	3,016.09 #	2,969.49	46.60	1.57%			3,016.09	3,016.09	1.57% #
FTSE/Athex Mid Cap Total Return	1,403.21 #	1,390.05	13.16	0.95%			1,403.21	1,403.21	0.95% #
FTSE/ATHEX-CSE Banking Total Return Index	348.74 #	344.08	4.66	1.35%			348.74	348.74	1.35% #
Hellenic Mid & Small Cap Index	1,219.60 #	1,202.50	17.10	1.42%	1,202.50	1,220.31	1,202.50	1,220.31	1.42% #
FTSE/Athex Banks	526.02 #	518.99	7.03	1.35%	515.09	538.45	515.09	538.45	1.35% #
FTSE/Athex Insurance	1,973.20 #	1,909.42	63.78	3.34%	1,909.42	1,977.18	1,909.42	1,977.18	3.34% #
FTSE/Athex Financial Services	790.98 #	763.95	27.03	3.54%	763.95	799.66	763.95	799.66	3.54% #
FTSE/Athex Industrial Goods & Services	3,033.62 #	2,932.95	100.67	3.43%	2,931.95	3,033.75	2,931.95	3,033.75	3.43% #
FTSE/Athex Retail	50.36 #	49.57	0.79	1.59%	49.57	51.40	49.57	51.40	1.59% #
FTSE/ATHEX Real Estate	4,969.01 #	4,825.18	143.83	2.98%	4,808.61	4,969.83	4,808.61	4,969.83	2.98% #
FTSE/Athex Consumer Goods & Services	7,752.92 €	7,781.92	-29.00	-0.37%	7,697.40	7,866.12	7,697.40	7,866.12	-0.37% €
FTSE/Athex Food & Beverage	10,032.83 #	9,885.18	147.65	1.49%	9,885.09	10,034.42	9,885.09	10,034.42	1.49% #
FTSE/Athex Basic Resources	6,094.29 €	6,153.83	-59.54	-0.97%	6,017.83	6,239.09	6,017.83	6,239.09	-0.97% €
FTSE/Athex Construction & Materials	2,811.34 #	2,761.06	50.28	1.82%	2,752.03	2,811.34	2,752.03	2,811.34	1.82% #
FTSE/Athex Energy	3,062.83 #	2,964.77	98.06	3.31%	2,964.77	3,062.83	2,964.77	3,062.83	3.31% #
FTSE/Athex Travel & Leisure	1,729.94 €	1,732.48	-2.54	-0.15%	1,718.74	1,746.02	1,718.74	1,746.02	-0.15% €
FTSE/Athex Technology	1,119.20 #	1,092.34	26.86	2.46%	1,092.34	1,131.92	1,092.34	1,131.92	2.46% #
FTSE/Athex Telecommunications	3,703.11 #	3,644.51	58.60	1.61%	3,640.74	3,714.53	3,640.74	3,714.53	1.61% #
FTSE/Athex Utilities	4,707.91 #	4,602.67	105.24	2.29%	4,602.67	4,707.91	4,602.67	4,707.91	2.29% #
FTSE/Athex Health Care	426.86 €	443.19	-16.33	-3.68%	417.53	443.19	417.53	443.19	-3.68% €
Athex All Share Index	190.40 #	187.55	2.85	1.52%	190.40	190.40	190.40	190.40	1.52% #
Hellenic Corporate Bond Index	122.06 #	122.00	0.05	0.05%			106.56	122.06	1.49% #
Hellenic Corporate Bond Price Index	93.85 #	93.81	0.04	0.04%			84.04	96.15	-1.94% €

Note 1: FTSE/Med 100, Hellenic Corporate Bond Price Index and Hellenic Corporate Bond Index closing prices refer to the previous trading day of 30/12/2020.

Note 2: The Hellenic Mid & Small Cap Index is a Customized index calculated by the Athens Exchange.

## Analytic Figures for Athex Market's Boards and Categories

	Total Traded Securities	Main Market	Surveillance	Exchange Traded Funds (ETFs)
Totals	137	117	20	0
Gain / Lose / Same:	77 / 35 / 25	68 / 32 / 17	9 / 3 / 8	0 / 0 / 0
Athex Capitalisation (mill. €) **	54,244.46	53,911.37	333.09	
Daily Average Trans/ons Value(thou.€)	75,432.93	75,386.29	89.13	0.00
Transactions Value	75,475.42	75,386.29	89.13	0.00
Main Board:	66,068.29	65,979.16	89.13	0.00
Blocks Board 6_2_3:	9,407.13	9,407.13	0.00	0.00
Forced Sales Board:	0.00	0.00	0.00	0.00
Special Terms Board:	0.00	0.00	0.00	0.00
Daily Average Transactions Volume	38,505,630	38,046,843	464,866	0
Transactions Volume	38,511,709	38,046,843	464,866	0
Main Board:	37,686,730	37,221,864	464,866	0
Blocks Board 6_2_3:	824,979	824,979	0	0
Forced Sales Board:	0	0	0	0
Special Terms Board:	0	0	0	0
Daily Average Number of Trades	40,244	39,998	247	0
Number of Trades	40,245	39,998	247	0
Main Board:	40,239	39,992	247	0
Blocks Board 6_2_3:	6	6	0	0
Forced Sales Board:	0	0	0	0
Special Terms Board:	0	0	0	0

## Trading Details by Athex Sectors and Financial Instruments (ETFs)

Code	Sectors	Gain / Lose / Same	Number of Trades	Transactions Volume	Transactions Value	% of Total Trans. Value
3010	- Banks	3 / 2 / 1	16,846	25,463,957	26,673,644.64	35.34%
5510	- Basic Resources	7 / 5 / 4	953	394,352	790,620.10	1.05%
5010	- Construction & Materials	6 / 5 / 2	2,558	1,287,749	3,016,780.43	4.00%
4020	- Consumer Products & Services	4 / 3 / 4	1,058	431,243	3,428,698.02	4.54%
6010	- Energy	2 / 2 / 0	1,921	343,740	3,077,145.17	4.08%
12000	- Financial Instruments	0 / 0 / 0	---	---	---	---
3020	- Financial Services	2 / 0 / 1	1,373	4,701,275	1,038,332.61	1.38%
4510	- Food Beverage & Tobacco	3 / 2 / 3	322	77,973	1,191,237.00	1.58%
2010	- Health Care	1 / 2 / 1	91	27,795	45,828.68	0.06%
5020	- Industrial Goods & Service	16 / 3 / 3	3,706	1,179,513	10,057,241.34	13.33%
3030	- Insurance	1 / 0 / 0	76	13,555	66,480.75	0.09%
4030	- Media	2 / 0 / 1	122	78,932	23,304.52	0.03%
4520	- Personal Care, Drug & Grocery Stores	1 / 1 / 1	297	81,577	360,440.40	0.48%
3510	- Real Estate	4 / 3 / 2	875	700,036	4,659,370.89	6.17%
4040	- Retail	3 / 2 / 1	974	300,225	1,149,651.65	1.52%
1010	- Technology	7 / 2 / 1	1,499	832,442	1,531,422.86	2.03%
1510	- Telecommunications	5 / 0 / 0	2,749	792,079	7,024,877.99	9.31%
4050	- Travel & Leisure	5 / 3 / 0	1,899	647,793	3,683,992.54	4.88%
6510	- Utilities	5 / 0 / 0	2,926	1,157,473	7,656,350.18	10.14%

## Top 10 best &amp; worst performing Shares

## Main Market

With positive Price change			With negative Price change		
	Closing price	change		Closing price	change
MARFIN INVESTMENT GROUP (CR)	0.0309	8.42% #	ILYDA S.A. (CR)	0.69	-6.12% €
ENTERSOFT (CR)	2.8	7.69% #	MERMEREN KOMB. A.D. PR. (GDR)	53.4	-4.98% €
SPACE HELLAS SA (CR)	5.88	7.30% #	CENTRIC HOLDINGS (CR)	0.25	-4.94% €
QUALITY & RELIABILITY SA (CR)	0.295	6.11% #	PIRAEUS BANK (CR)	1.241	-4.54% €
INFORM P. LYKOS (CR)	1.4	5.66% #	ELASTRON (CR)	1.28	-3.76% €
CRETE PLASTICS SA (CR)	15.9	5.65% #	MEDICON S.A (CR)	1.83	-3.68% €
DOMIKI KRITIS SA (CR)	0.428	5.42% #	BIOKARPET S.A.(CR)	0.835	-3.47% €
EUROBANK HOLDINGS (CR)	0.607	4.91% #	AS COMPANY SA (CR)	2	-3.38% €
TITAN CEMENT (CB)	14.4	4.80% #	CPI SA (CR)	0.58	-3.33% €
EPSILON NET (CR)	4.9	4.70% #	GIRAKIAN PROFIL (CR)	2.6	-2.62% €
With the highest Transactions Value			With the highest Transactions Volume		
	Value (thou. €)	change		Volume	change
NATIONAL BANK (CR)	7,133.44	0.49% #	EUROBANK HOLDINGS (CR)	9,032,514	4.91% #
ALPHA BANK (CR)	7,061.99	-0.04% €	ALPHA BANK (CR)	7,314,690	-0.04% €
PIRAEUS BANK (CR)	6,861.81	-4.54% €	PIRAEUS BANK (CR)	5,415,723	-4.54% €
OTE (CR)	6,755.73	1.59% #	MARFIN INVESTMENT GROUP (CR)	4,476,247	8.42% #
EUROBANK HOLDINGS (CR)	5,407.77	4.91% #	NATIONAL BANK (CR)	3,111,391	0.49% #
MYTILINEOS (CR)	5,109.41	4.12% #	LAMDA DEVELOPMENT SA (CR)	630,470	3.38% #
LAMDA DEVELOPMENT SA (CR)	4,497.34	3.38% #	ATTICA BANK S.A. (CR)	585,280	0.00% -
P.P.A. S.A. (CR)	3,807.75	0.82% #	OTE (CR)	506,730	1.59% #
JUMBO SA (CR)	3,271.36	-0.42% €	ADMIE (IPTO) HOLDING S.A. (CR)	465,245	1.89% #
PPC (CR)	3,160.08	1.95% #	PPC (CR)	420,522	1.95% #

Note: Stocks that are not included in the "Low Dispersion" and "Under Supervision" categories, and the transactions value is more than 10,000 €.

## Derivatives Summary

	Number of Trades	Volume	Open Interest
<b>Index Futures</b>	<b>288</b>	<b>1,612</b>	<b>5,835</b>
FTSE/Athex Large Cap	288	1,612	5,835
<b>Stock Futures</b>	<b>2,676</b>	<b>43,973</b>	<b>356,011</b>
ADMIE (IPTO) HOLDING S.A. (CR)	35	170	6,574
ALPHA BANK (CR)	432	9,439	83,374
ATTICA BANK S.A. (CR)	6	26	200
CC HBC AG (CR)	2	6	116
CENERGY HOLDINGS (CB)	79	462	6,608
ELLAKTOR (CR)	27	249	2,932
EUROBANK HOLDINGS (CR)	255	6,380	58,180
EYDAP S.A. (CR)	12	24	295
FOURLIS (CR)	33	95	379
GEK TERNA (CR)	89	432	3,920
HELLENIC EXCHANGES-A.S.E. (CR)	107	262	2,946
HELLENIC PETROLEUM (CR)	40	89	2,411
INTRACOM HOLDINGS (CR)	12	62	1,332
JUMBO SA (CR)	6	7	360
LAMDA DEVELOPMENT SA (CR)	29	83	1,491
MARFIN INVESTMENT GROUP (CR)	15	590	51,355
MOTOR OIL (CR)	62	276	2,136
MYTILINEOS (CR)	91	336	3,461
NATIONAL BANK (CR)	526	11,212	39,612
OPAP (CR)	22	88	2,179
OTE (CR)	101	468	6,121
P.P.A. S.A. (CR)	5	5	353
PIRAEUS BANK (CR)	516	12,407	61,937
PPC (CR)	119	640	12,473
TERNA ENERGY (CR)	14	39	241
TITAN CEMENT (CB)	21	80	842
VIOHALCO SA/NV (CB)	20	46	4,183
<b>Index Options</b>	<b>20</b>	<b>181</b>	<b>1,641</b>
FTSE/Athex Large Cap	20	181	1,641
<b>Stock Options</b>	<b>2</b>	<b>3</b>	<b>606</b>
ALPHA BANK (CR)	0	0	76
NATIONAL BANK (CR)	0	0	112
OPAP (CR)	0	0	86
OTE (CR)	0	0	42
PIRAEUS BANK (CR)	0	0	61
PPC (CR)	2	3	229
<b>Total Derivatives Traded</b>	<b>2,986</b>	<b>45,769</b>	<b>364,093</b>











Number of Outstanding Securities	Nominal Value	Dividends [1]			Date of Last Coupon		Note	Shares	Closing price	% change	Previous closing price/date	Open price	Price min	Price max	Last price	Avg price	Last Bid [7]	Last Ask [7]	P/E after tax	Year	Volume	Trades	Transactions Value[8]	Company Mkt Value (thou. €)	Year low	Year high	Sector[4]	
		2018	2019	2020	Dividend [2]	Right																						
13,582,223	1.35	---	---	---	24/06/2008	02/02/2016	4887	SIDMA STEEL (CR)	0.695	0.72 #	0.69	31/12/2020	0.69	0.69	0.7	0.7	0.694	1277@0.690	10@0.700	---	---	5,225	10	3,627.75	9,439.64	0.69	0.7	55102010
766,000	1.00	---	---	---	01/07/2004	11/12/2012	5193	TRIA ALFA SA (CR)	7	---	7	31/12/2020	---	---	---	---	---	---	174@5.60	44.23	2019	---	---	---	5,852.00	7	7	55101020
245,000	1.00	---	---	---	19/07/2010	11/12/2012	5194	TRIA ALFA SA (PR)	2	---	2	31/12/2020	2	2	2	2	2	700@1.80	400@2.40	12.64	2019	1,400	10	2,800.00	5,852.00	2	2	55101020

## Suspension Status

20,255,805	0.300	---	---	---	22/08/2006	02/08/2010	5136	AXON HOLDING SA (CR)	0.058	---	0.058	28/04/2017	---	---	---	---	---	---	---	---	---	---	---	---	1,174.84	0.058	0.058	20101010
5,867,311	0.300	---	---	---	11/08/2010	28/04/2017	5243	DIONIC (CR)	0.11	---	0.11	30/06/2020	---	---	---	---	---	---	---	---	---	---	---	---	645.40	0.11	0.11	50205010
21,820,410	0.800	---	---	---	22/05/2008	02/08/2011	5174	EUROMEDICA SA (CR)	0.448	---	0.448	30/04/2018	---	---	---	---	---	---	---	---	---	---	---	---	9,775.54	0.448	0.448	20101010
66,948,210	0.300	---	---	---	22/09/2015	22/09/2015	5179	FOLLI FOLLIE (CR)	4.8	---	4.8	24/05/2018	---	---	---	---	---	---	---	---	---	---	---	---	321,351.41	4.8	4.8	40401030
12,417,000	0.310	0.0205	---	---	27/08/2019	28/08/2017	5233	MLS MULTIMEDIA SA (CR)	0.57	---	0.57	12/05/2020	---	---	---	---	---	---	---	---	---	---	---	---	7,077.69	0.57	0.57	10101015
33,301,715	0.320	---	---	---	27/06/2003	08/07/2009	5241	AEGEK (CR)	0.035	---	0.035	25/06/2020	---	---	---	---	---	---	---	---	---	---	---	---	1,165.56	0.035	0.035	50101010
77,126,446	0.340	---	---	---	23/05/2005	18/08/2011	5206	G.E. DIMITRIOU (CR)	0.0125	---	0.0125	30/04/2019	---	---	---	---	---	---	---	---	---	---	---	---	964.08	0.0125	0.0125	40202020
6,000,000	0.600	---	---	---	13/06/2008	08/04/2004	5172	EUROBROKERS S.A. (CR)	0.008	---	0.008	27/04/2018	---	---	---	---	---	---	---	---	---	---	---	---	48.00	0.008	0.008	30302015
7,085,888	1.59	---	---	---	02/07/1996	06/09/2010	5216	ELVIEMEK (CR)	2.6	---	2.6	30/09/2019	---	---	---	---	---	---	---	---	---	---	---	---	18,423.31	2.6	2.6	35101010
25,179,640	0.600	---	---	---	08/08/1994	19/09/2000	5191	J.BOUTARIS & SON (CR)	0.026	---	0.026	01/10/2018	---	---	---	---	---	---	---	---	---	---	---	---	742.45	0.026	0.026	45101015
1,540,000	0.600	---	---	---	08/08/1994	19/09/2000	5192	J.BOUTARIS & SON (PR)	0.057	---	0.057	01/10/2018	---	---	---	---	---	---	---	---	---	---	---	---	742.45	0.057	0.057	45101015
24,619,524	0.500	---	---	---	10/10/1986	30/12/2002	4914	KERAMIA-ALLATINI (CR)	0.088	---	0.088	30/08/2012	---	---	---	---	---	---	---	---	---	---	---	---	2,166.52	0.088	0.088	35101010
31,543,600	0.420	---	---	---	19/07/2010	19/12/2018	5205	KRETA FARM SA (CR)	1.085	---	1.085	30/04/2019	---	---	---	---	---	---	---	---	---	---	---	---	34,224.81	1.085	1.085	45102020
23,935,280	0.300	---	---	---	29/06/2009	13/06/2000	5153	NAYTEMPORIKI PUBLISHING SA(CR)	0.107	---	0.107	02/10/2017	---	---	---	---	---	---	---	---	---	---	---	---	2,561.07	0.107	0.107	40301030
255,459,600	0.300	---	---	---	26/06/2000	03/12/2010	5101	NEL SA (CR)	0.07	---	0.07	31/08/2015	---	---	---	---	---	---	---	---	---	---	---	---	17,882.17	0.07	0.07	40501015
23,463,874	0.800	---	---	---	23/05/2003	21/12/1999	4918	NEORION SA (CR)	0.125	---	0.125	30/08/2012	---	---	---	---	---	---	---	---	---	---	---	---	2,932.98	0.125	0.125	50206030

## Shares' Notes

Code	Note text
( )	- Adjusted dividends.
*	- Last adjusted closing price.
[1]	- Net dividends.
[2]	- The "Date of Last Coupon" for New listings refers to the date company's stocks started to trade in Athex
[3]	- The Company Market Value is referred to the number of outstanding shares
[4]	- Sectors codification can be found in Appendix A
[5]	- The Market Value refers to the total number of shares listed (including their several classes) in the exchange by the company.
[6]	- P/E greater than 100
[7]	- Last view of the Order Book before the end of the trading session
[8]	- All Blocks Methods' Transactions Value are included.
4750	- Transfer to the Under Surveillance Category from 8/4/2011.
4887	- Transfer to the Surveillance Category as of 10/4/2012.
4912	- Transfer to the Surveillance Category as of 31/7/2012.
4914	- Suspension of trading as of 31/8/2012.
4918	- Suspension of trading as of 31/8/2012.
4955	- Transfer to the Surveillance Category as from 5/4/2013.
4957	- Transfer to the Surveillance Category as from 5/4/2013.
4958	- Transfer to the Surveillance Category as from 5/4/2013.
4959	- Transfer to the Surveillance Category as from 5/4/2013.
5093	- Transfer to the Surveillance Category as of 8/4/2015.
5101	- Suspension of trading as of 1/9/2015.
5112	- Transfer to the Surveillance Category as of 15/04/2016.
5115	- Transfer to the Surveillance Category as of 15/04/2016.
5136	- Suspension of trading as of 02/05/2017.
5141	- Transfer to the Surveillance Category as of 10/05/2017.
5153	- Suspension of trading as of 03/10/2017.
5160	- Transfer to the Surveillance Category as of 15/04/2016.
5162	- Transfer to the Under Supervision Category as of 21/12/2009.
5165	- Transfer to the Surveillance Category as of 15/02/2018.
5172	- Suspension of trading as of 30/04/2018.
5174	- Suspension of trading as of 02/05/2018.
5178	- Transfer to the Surveillance Category as of 11/05/2018.
5179	- Suspension of trading as of 25/05/2018.
5190	- Transfer to the Surveillance Category as of 01/10/2018.
5191	- Suspension of trading as of 02/10/2018.
5192	- Suspension of trading as of 02/10/2018.
5193	- Transfer to the Surveillance Category as of 25/10/2018.
5194	- Transfer to the Surveillance Category as of 25/10/2018.
5197	- Transfer to the Surveillance Category as of 07/11/2018.
5205	- Suspension of trading as of 02/05/2019.
5206	- Suspension of trading as of 02/05/2019.
5216	- Suspension of trading as of 01/10/2019.
5232	- Transfer to the Under Surveillance Category from 08/04/2011.
5233	- Suspension of trading as of 13/05/2020.
5241	- Suspension of trading as of 26/06/2020.
5243	- Suspension of trading as of 01/07/2020.
5245	- Transfer to the Surveillance Category as of 09/07/2020.
5246	- Transfer to the Surveillance Category as of 09/07/2020.
5248	- Transfer to the Surveillance Category as of 05/08/2020.
5251	- Transfer to the Surveillance Category as of 25/11/2011.

## Securities Blocks Details

Securities	Block Volume	Price	Block Trade Value	Time of approval	Note
LAMDA DEVELOPMENT SA (CR)	6,079	6.99	42,492.21	11:49:42	14
P.P.A. S.A. (CR)	51,690	19.71	1,018,809.90	12:50:47	20
P.P.A. S.A. (CR)	125,000	19.64	2,455,000.00	12:52:18	20
LAMDA DEVELOPMENT SA (CR)	439,942	7.10	3,123,588.20	17:11:13	20
TERNA ENERGY (CR)	99,840	13.20	1,317,888.00	17:11:17	20
JUMBO SA (CR)	102,428	14.15	1,449,356.20	17:17:23	20

## Blocks Notes

9 - Method 6-1 / Special Fees

10 - Method 6-1 / Special Fees, SDS

14 - Method 6-3 / Settlement, Incomplete Buy and Sell

18 - Method 6-2 / SPOT 1

19 - Method 6-2 / SPOT 2

20 - Method 6-1 and Method 6-1 Same Day Settlement

21 - Other Pre-agreed

**Shares Rights Details**

Occured date	Exercise from	Exercise until	Trading until	Rights	Price min	Price max	Closing price	Last Bid	Last Ask	Volume	Trades	Transactions Value
--------------	---------------	----------------	---------------	--------	-----------	-----------	---------------	----------	----------	--------	--------	--------------------

No Rights Transactions.



---

**Securities Forced Sales**

---

Securities	Category of Security	Transactions Volume	Number of Trades	Transactions Value	Note
------------	----------------------	------------------------	---------------------	-----------------------	------

---

No Forced Transactions.

---

---

**Forced Sales Notes**

---

- 1 - Normal Forced Sale.
- 2 - Forced Sales of Fixed Registered Shares.
- 3 - Forced Sales of Remaining Stock Fractions.

**Forced Sales Registered Shares**

Securities	Start Date	End Date	Initial Volume	Remaining Volume	Date	Avg price (day)	Avg price (period)	Number of Trades	Transactions Volume	Transactions Value
------------	------------	----------	----------------	------------------	------	-----------------	--------------------	------------------	---------------------	--------------------

No Fixed Registered Shares Forced Sales.

**Forced Sales Notes**

According to Decision 1/380/04.05.2008 of the Hellenic Republic Capital Market Commission, the certificated registered shares that have not been deposited to the issuer for dematerialisation, will be auctioned in the Athens Exchange by the supervising issuer. Forced sales procedure is held according to Article 99A of the Athens Exchange Rulebook. The average price of the period is calculated by dividing the Total transactions value by the Total volume and includes all the transactions made until the current date.

## Exchange Traded Funds (ETFs) Characteristics

	Transactions Date (T)	Creation / Redemption	Units (T-1)	New Units (T-1)	Redemption Units (T-1)	Units (T) [1]	Fund Assets [2]	Net Unit Price	Dividend per Unit	Dividend Date
ALPHA ETF FTSE Athex Large Cap	04/01/2021	5,000	812,382	---	---	812,382	16,575,140.00	19.4180	0.43	30/06/2018

## ETFs Notes

[1] - Units (T) = Units (T-1) + New Units (T-1) - Redemption Units (T-1)

[2] - The Creation / Redemption Units of T-1 are included.

## Convertible Corporate Bonds - Regulated Market

Num Listed Bonds	Nominal price	Issue price	Today's Rate	Exp. Date	Duration (years)	Note	Coupon		Trading	Corporate Bonds	Price min	Price max	Closing price	Previous closing price/date	Volume	Transactions Value	Last order			ear min	Year max
							Common	Preferred									Price	Buy / Sell	Date		
298,165	0.30	0.30	1.00	11/10/2025	9	---	18	---	1	FORTHNET S.A. (Convertible)	---	---	---	---	---	---	90.0000	B	03/08/2020	100.0000	100.0000

## Corporate Bonds Notes

Transactions Volume = (Pieces) \* (Nominal Price). Transactions Value = (Pieces) \* (Nominal Price) \* (price %) + (Accrued interest).

The price of a Bond is stated as a percentage (%) of Bond's Nominal Price.

Nominal Price in Euros (€), except if it is noted differently.

## Non Convertible Corporate Bonds - Regulated Market

Num Listed Bonds	Nominal price	Issue price	Today's Rate	Exp. Date	Duration (years)	Note	Coupon		Trading	Corporate Bonds	Accrued Int.	Yield.T.Mat	Price min	Price max	Closing price	Previous closing price/date	Volume	Transactions Value	Last order			ear min	Year max	
							Common	Preferred											Price	Buy / Sell	Date			
175,000	1,000.00	1,000.00	3.40	26/07/2024	5	---	3	---	1	ATTICA HOLDINGS S.A. (Non Convertible)	15.4889	5.8400	88.9700	91.9500	91.8600	91.8600	31/12/2020	26,000	23,966.37	91.0000	B	34/01/2021	88.9700	91.9500
20,529	1,000.00	1,000.00	4.95	26/06/2023	5	---	6	---	1	B&F COMM. & GARM. INDUS. S.A. (Non Convertible)	1.3750	6.4040	95.1001	95.1001	95.1001	95.1000	30/12/2020	1,000	952.38	95.1000	B	34/01/2021	95.1001	95.1001
90,000	1,000.00	1,000.00	3.00	11/05/2023	5	---	6	---	1	CORAL A.E. (Non Convertible)	4.7500	2.0590	---	---	---	101.7570	29/12/2020	---	---	101.7500	B	34/01/2021	101.7571	101.7571
39,892,816	1.00	1.00	5.00	04/10/2021	5	---	18	---	1	HOUSEMARKET S.A. (Non Convertible)	0.0004	1.0750	102.5000	102.9000	102.7779	102.7780	31/12/2020	43,000	44,212.43	102.3500	B	34/01/2021	102.5000	102.9000
150,000	1,000.00	1,000.00	2.60	22/10/2026	7	---	3	---	1	TERNA ENERGY FINANCE S.A. (Non Convertible)	5.5611	2.4450	100.3000	100.4000	100.4000	100.4000	31/12/2020	41,000	41,365.01	100.3500	B	34/01/2021	100.3000	100.4000
200,000	1,000.00	1,000.00	3.60	12/03/2026	7	---	4	---	1	AEGEAN AIRLINES S.A. (Non Convertible)	11.5000	3.8040	94.3100	98.0000	98.0000	98.0000	31/12/2020	65,000	63,533.40	97.3000	B	34/01/2021	94.3100	98.0000
200,000	1,000.00	1,000.00	2.10	27/10/2027	7	---	1	---	1	O.P.A.P. S.A. (Non Convertible)	4.2000	1.7530	101.7000	102.2100	102.0938	102.0940	31/12/2020	118,000	120,883.10	102.0600	B	34/01/2021	101.7000	102.2100
120,000	1,000.00	1,000.00	3.95	04/04/2025	7	---	6	---	1	GEK TERNA S.A. (Non Convertible)	10.3139	2.5800	104.0000	104.3000	104.2085	104.2090	30/12/2020	20,000	21,047.98	103.8000	B	34/01/2021	104.0000	104.3000
320,000	1,000.00	1,000.00	3.40	21/07/2027	7	---	1	---	1	LAMDA DEVELOPMENT S.A. (Non Convertible)	16.0556	3.3610	99.8500	100.0000	99.9213	99.9210	31/12/2020	62,000	62,946.65	100.0600	B	34/01/2021	99.8500	100.0000
500,000	1,000.00	1,000.00	2.75	03/07/2027	7	---	2	---	1	GEK TERNA S.A. (Non Convertible)	0.2292	2.8900	98.1500	99.0799	99.0000	99.0000	31/12/2020	51,000	50,291.68	98.1500	B	34/01/2021	98.1500	99.0799

## Corporate Bonds Notes

Transactions Volume = (Pieces) \* (Nominal Price). Transactions Value = (Pieces) \* (Nominal Price) \* (price %) + (Accrued interest).

The price of a Bond is stated as a percentage (%) of Bond's Nominal Price.

Nominal Price in Euros (€), except if it is noted differently.

## Government Bonds

Number Listed Bonds	Nominal price	Today's Rate	Accrued Interest Calc	Exp. Date [1]	Duration (years)	Note	Coupons Date	Curr. coupon value	Trading Unit	Government Bonds	Price min	Price max	Closing price	Previous closing price/date	Volume	Transactions Value	Price	Last order Buy / Sell	Date
3,000,000	1,000.00	4.38	Actual/Actual	01/08/2022	5	---	01/08	4.38	1	GGB-FXD-010822-05Y-4.375-1.000	---	---	---	---	---	---	1.0000	B	28/11/2018
4,500,000	1,000.00	1.88	Actual/Actual	04/02/2035	15	---	04/02	1.88	1	GGB-FXD-040235-15Y-1.875-1.000	---	---	---	---	---	---	---	---	---
2,500,000	1,000.00	3.45	Actual/Actual	02/04/2024	5	---	02/04	3.45	1	GGB-FXD-020424-05Y-3.450-1.000	---	---	---	---	---	---	---	---	---
4,355,990,324	1.00	3.50	Actual/Actual	30/01/2023	5	---	01/02 - 31/01	3.50	1	GGB-FXD-300123-05Y-3.500-1.000	---	---	---	94.5720 13/07/2018	---	---	1.0000	B	28/11/2018
5,962,747,327	1.00	3.75	Actual/Actual	30/01/2028	10	---	/02 - 01/02 - 31/	3.75	1	GGB-FXD-300128-10Y-3.750-1.000	---	---	---	85.4610 13/07/2018	---	---	1.0000	B	28/11/2018
6,091,218,404	1.00	3.90	Actual/Actual	30/01/2033	15	---	/02 - 01/02 - 31/	3.90	1	GGB-FXD-300133-15Y-3.900-1.000	---	---	---	78.6730 13/07/2018	---	---	1.0000	B	28/11/2018
4,805,399,486	1.00	4.00	Actual/Actual	30/01/2037	19	---	/02 - 01/02 - 31/	4.00	1	GGB-FXD-300137-19Y-4.000-1.000	---	---	---	77.0370 13/07/2018	---	---	1.0000	B	28/11/2018
4,603,713,186	1.00	4.20	Actual/Actual	30/01/2042	24	---	/02 - 01/02 - 31/	4.20	1	GGB-FXD-300142-24Y-4.200-1.000	---	---	---	77.7640 13/07/2018	---	---	1.0000	B	28/11/2018
550,418,123	1.00	3.65	Actual/Actual	24/02/2023	11	---	24/02	3.65	1	GGB-FXD-240223-11Y-2.000-1.000	---	---	---	10.0000 22/06/2015	---	10.0000	B	11/07/2019	
445,007,576	1.00	3.65	Actual/Actual	24/02/2024	12	---	24/02	3.65	1	GGB-FXD-240224-12Y-2.000-1.000	---	---	---	10.0000 22/06/2015	---	---	---	---	---
423,674,226	1.00	3.65	Actual/Actual	24/02/2025	13	---	24/02	3.65	1	GGB-FXD-240225-13Y-2.000-1.000	---	---	---	10.0000 22/06/2015	---	---	---	---	---
212,292,153	1.00	3.65	Actual/Actual	24/02/2026	14	---	24/02	3.65	1	GGB-FXD-240226-14Y-2.000-1.000	---	---	---	10.0000 22/06/2015	---	---	---	---	---
160,621,352	1.00	3.65	Actual/Actual	24/02/2027	15	---	24/02	3.65	1	GGB-FXD-240227-15Y-2.000-1.000	---	---	---	10.0000 22/06/2015	---	---	---	---	---
183,244,055	1.00	3.65	Actual/Actual	24/02/2028	16	---	24/02	3.65	1	GGB-FXD-240228-16Y-2.000-1.000	---	---	---	10.0000 22/06/2015	---	---	---	---	---
164,802,894	1.00	3.65	Actual/Actual	24/02/2029	17	---	24/02	3.65	1	GGB-FXD-240229-17Y-2.000-1.000	---	---	---	10.0000 22/06/2015	---	---	---	---	---
165,460,943	1.00	3.65	Actual/Actual	24/02/2030	18	---	24/02	3.65	1	GGB-FXD-240230-18Y-2.000-1.000	---	---	---	10.0000 22/06/2015	---	---	---	---	---
129,007,241	1.00	3.65	Actual/Actual	24/02/2031	19	---	24/02	3.65	1	GGB-FXD-240231-19Y-2.000-1.000	---	---	---	10.0000 22/06/2015	---	---	---	---	---
126,192,683	1.00	3.65	Actual/Actual	24/02/2032	20	---	24/02	3.65	1	GGB-FXD-240232-20Y-2.000-1.000	---	---	---	10.0000 22/06/2015	---	---	---	---	---
146,905,168	1.00	3.65	Actual/Actual	24/02/2033	21	---	24/02	3.65	1	GGB-FXD-240233-21Y-2.000-1.000	---	---	---	10.0000 22/06/2015	---	---	---	---	---
154,475,606	1.00	3.65	Actual/Actual	24/02/2034	22	---	24/02	3.65	1	GGB-FXD-240234-22Y-2.000-1.000	---	---	---	10.0000 22/06/2015	---	---	---	---	---
144,429,441	1.00	3.65	Actual/Actual	24/02/2035	23	---	24/02	3.65	1	GGB-FXD-240235-23Y-2.000-1.000	---	---	---	10.0000 22/06/2015	---	---	---	---	---
166,211,676	1.00	3.65	Actual/Actual	24/02/2036	24	---	24/02	3.65	1	GGB-FXD-240236-24Y-2.000-1.000	---	---	---	10.0000 22/06/2015	---	---	---	---	---
145,461,669	1.00	3.65	Actual/Actual	24/02/2037	25	---	24/02	3.65	1	GGB-FXD-240237-25Y-2.000-1.000	---	---	---	10.0000 22/06/2015	---	---	---	---	---
146,941,087	1.00	3.65	Actual/Actual	24/02/2038	26	---	24/02	3.65	1	GGB-FXD-240238-26Y-2.000-1.000	---	---	---	10.0000 22/06/2015	---	---	---	---	---
135,115,612	1.00	3.65	Actual/Actual	24/02/2039	27	---	24/02	3.65	1	GGB-FXD-240239-27Y-2.000-1.000	---	---	---	10.0000 22/06/2015	---	---	---	---	---
141,909,637	1.00	3.65	Actual/Actual	24/02/2040	28	---	24/02	3.65	1	GGB-FXD-240240-28Y-2.000-1.000	---	---	---	10.0000 22/06/2015	---	---	---	---	---
136,788,720	1.00	3.65	Actual/Actual	24/02/2041	29	---	24/02	3.65	1	GGB-FXD-240241-29Y-2.000-1.000	---	---	---	10.0000 22/06/2015	---	---	---	---	---
163,643,410	1.00	3.65	Actual/Actual	24/02/2042	30	---	24/02	3.65	1	GGB-FXD-240242-30Y-2.000-1.000	---	---	---	10.0000 22/06/2015	---	---	---	---	---
4,000,000	1,000.00	3.88	Actual/Actual	12/03/2029	10	---	12/03	3.88	1	GGB-FXD-120329-10Y-3.875-1.000	---	---	---	---	---	---	100.0000	B	15/10/2019
503,753	1,000.00	0.32	FLR Actual/360	16/09/2021	2	---	16/03 - 16/09	---	1	GGB-FLT-160921-02Y-0.319-1.000	---	---	---	---	---	---	---	---	---
3,000,000	1,000.00	3.38	Actual/Actual	15/02/2025	7	---	15/02	3.38	1	GGB-FXD-150225-07Y-3.375-1.000	---	---	---	---	---	---	---	---	---
250,250	1,000.00	2.90	Actual/Actual	20/03/2023	4	---	20/03	2.90	1	GGB-FXD-200323-04Y-2.900-1.000	---	---	---	---	---	---	---	---	---
964,000	1,000.00	3.25	Actual/Actual	20/03/2025	6	---	20/03	3.25	1	GGB-FXD-200325-06Y-3.250-1.000	---	---	---	---	---	---	---	---	---
2,100,000	1,000.00	3.55	Actual/Actual	20/03/2026	7	---	20/03	3.55	1	GGB-FXD-200326-07Y-3.550-1.000	---	---	---	---	---	---	---	---	---

## Government Bonds Notes

Transactions Volume = (Pieces) \* (Nominal Price). Transactions Value = (Pieces) \* (Nominal Price) \* (price %) + (Accrued interest).

The Value of current coupon for the issues with NV 0.01 euro refers to NV 100 euros

FLR: Floating Interest Rate.

[1] - The Expiration Date of the interest bearing period and the Date for coupon payment.

## Government Bonds

Number Listed Bonds	Nominal price	Today's Rate	Accrued Interest Calc	Exp. Date [1]	Duration (years)	Note	Coupons Date	Curr. coupon value	Trading Unit	Government Bonds	Price min	Price max	Closing price	Previous closing price/date	Volume	Transactions Value	Price	Last order Buy / Sell	Date
5,500,000	1,000.00	1.50	Actual/Actual	18/06/2030	10	---	18/06	1.50	1	GGB-FXD-180630-10Y-1.500-1.000	---	---	---	---	---	---	---	---	---
3,314,250	1,000.00	3.25	Actual/Actual	20/03/2050	30	---	20/03	3.25	1	GGB-FXD-200350-30Y-3.250-1.000	---	---	---	---	---	---	---	---	---
2,000,000	1,000.00	2.00	Actual/Actual	22/04/2027	7	---	22/04	2.00	1	GGB-FXD-220427-07Y-2.000-1.000	---	---	---	---	---	---	99.9000	B	22/04/2020
2,500,000	1,000.00	1.88	Actual/Actual	23/07/2026	7	---	23/07	1.88	1	GGB-FXD-230726-07Y-1.875-1.000	---	---	---	---	---	---	---	---	---

## Government Bonds Notes

Transactions Volume = (Pieces) \* (Nominal Price). Transactions Value = (Pieces) \* (Nominal Price) \* (price %) + (Accrued interest).

The Value of current coupon for the issues with NV 0.01 euro refers to NV 100 euros

FLR: Floating Interest Rate.

[1] - The Expiration Date of the interest bearing period and the Date for coupon payment.

## Treasury Bills &amp; Zero Coupon Government Bonds

Issue Date	13-Week Maturity									26-Week Maturity							52-Week Maturity										
	Exp. Date	Initial Rate	Num Listed Bonds	Nominal price	Issue price	Last Trade Price	Last Trade Date	Volume Traded	Note	Exp. Date	Initial Rate	Num Listed Bonds	Nominal price	Issue price	Last Trade Price	Last Trade Date	Volume Traded	Note	Exp. Date	Initial Rate	Num Listed Bonds	Nominal price	Issue price	Last Trade Price	Last Trade Date	Volume Traded	Note
13/03/2020	---	---	---	---	---	---	---	---	---	---	---	---	---	---	---	---	---	---	12/03/2021	0.24	600,000	1,000.00	1,000.00	---	---	---	---
12/06/2020	---	---	---	---	---	---	---	---	---	---	---	---	---	---	---	---	---	---	11/06/2021	0.25	1,600,000	1,000.00	997.49	---	---	---	---
11/09/2020	---	---	---	---	---	---	---	---	---	---	---	---	---	---	---	---	---	---	10/09/2021	0.00	1,000,000	1,000.00	1,000.00	---	---	---	---



Bonds in Circulation	Currency / Min nominal traded Value	Coupons Payment Date	Current Coupon Value	Note	Coupon	Trading Unit	Issue Date	Duration (years)	Today's Interest	A.I.C in days	Bonds	Last price of previous days		Last Outcry in Cash (euro)			Trades in Pieces	Life min	Life Max
												Price	Buy / Sell	Price	Buy / Sell	Date			
<b>Corporate Bonds in Foreign Currency and Euro</b>																			
103,746	GBP / 10	01/12	0.25	---	62	1	01/12/1930	98	2.5	360	National Mortgage Bank	2.27	05/02/1996	2.27	S	05/02/1996	---	2.27	2.27
0	GBP / 10	01/12	0.25	---	64	1	01/12/1928	100	2.5	360	National Mortgage Bank	---	---	---	---	---	---	---	---

## Government Bonds Notes

A.I.C: Accrued Interest Calculation base.

FLR: Floating Interest Rate.

The minimum tradeable Nominal Value for all Demeterialised Government Titles is 100 Euros.

(μτφρ-0)

## Athex &amp; ATHEXCclear Members List

Member Name	Stock Market			Derivatives Market		ATHEXCclear Member				
	Address	Phone	Fax	Market Member	Remote Member	Market Maker	Proprietary	Market Maker	General Clearing	Direct Clearing
A. SARRIS SECURITIES S.A.				a						
6, ΔΡΑΓΑΤΣΑΝΙΟΥ 6 ΑΘΗΝΑ	2103367700									
AEONIC SECURITIES C.I.F. P.L.C.				a	a					
, ΛΑΪΟΥ 6, ΓΡ. 301B, ANNA COURT	35725337600									
ALPHA BANK A.E.									a	
103, AVE. ATHINON ΑΘΗΝΑ	+30 2103436820	210-3436270								
40, ΣΤΑΔΙΟΥ STR ΑΘΗΝΑ	(210)-3265546	(210)-3265811								
	(210)-3260000	(210)-3264116								
ALPHA FINANCE INVESTMENT SERVICES S.A.				a		a	a	a		a
5, ΜΕΡΛΙΝ 5 ΑΘΗΝΑ	2103677400									
ARGUS STOCKBROKERS LTD				a	a		a			
25 , 25 ΛΕΩΦΟΡΟΣ ΔΗΜΟΣΘΕΝΗ ΣΕΒΕΡΗ	0035722717000									
ATLANTIC SECURITIES LTD				a	a					
37, ΠΡΟΔΡΟΜΟΥ 37	0035722445400									
AXON SECURITIES S.A.				a			a			
48, ΣΤΑΔΙΟΥ 48 ΑΘΗΝΑ	2103363800									
BETA SECURITIES S.A.				a		a	a			a
29 , Λ. ΑΛΕΞΑΝΔΡΑΣ 29 ΑΘΗΝΑ	2106478930									
BNP PARIBAS SECURITIES SERVICES									a	
2, ΛΑΜΨΑΚΟΥ 2 ΑΘΗΝΑ	2107468500									
BOFA SECURITIES EUROPE SA				a	a					
, 112 AVENUE KL?BER 75116	+33 153655555									
CAPITAL SECURITIES S.A.				a			a			
58, ΜΗΤΡΟΠΟΛΕΩΣ 58 ΑΘΗΝΑ	2103369700									
CFS SECURITIES INVESTMENT SERVICES S.A.				a						
3, ΠΑΠΑΡΡΗΓΟΠΟΥΛΟΥ 3 ΑΘΗΝΑ	2103360800									
CITIGROUP GLOBAL MARKETS EUROPE AG				a	a					
16, REUTERWEG 16 FRANKFURT	+49 691366-0									
CITIGROUP GLOBAL MARKETS LIMITED				a						
1, 33 CANADA SQUARE -CANARY WHARF	+44 02079864000									
CREDIT SUISSE SECURITIES (EUROPE) LIMITED				a						
1, ONE CABOT SQUARE LONDON	+44 2078888888									
CREDIT SUISSE SECURITIES SOCIEDAD DE VALORES SA				a	a					
, CALLE AYALA 42, 3A PLANTA-B MADRID	+34917916000									
CYCLOS SECURITIES S.A.				a			a			a
39, ΠΑΝΕΠΙΣΤΗΜΙΟΥ 39 ΑΘΗΝΑ	2103364300									
DEUTSCHE BANK S.A.					a					
1, GREAT WINCHESTER STREET LONDON	+44 20 754 54209	00441133361437								
DYNAMIC SECURITIES S.A.				a			a			a
, ΤΡΑΛΛΕΩΝ 2 & Λ. ΖΥΓΓΡΟΥ 223 ΝΕΑ ΣΜΥΡΝΗ	2103677700									
EUROBANK EQUITIES INVESTMENT FIRM S.A				a		a	a	a		a
, ΦΙΛΕΛΛΗΝΩΝ 10 & ΞΕΝΟΦΩΝΤΟΣ 13 ΑΘΗΝΑ	2103720425									
EUROBANK S.A.									a	
, ΟΘΩΝΟΣ 8 ΑΘΗΝΑ	2103337000									
EUROCORP INVESTMENT SERVICES S.A.				a			a			a
14, ΠΛ. ΦΙΛΙΚΗΣ ΕΤΑΙΡΕΙΑΣ 14 ΑΘΗΝΑ	2107263600									
EUROTRUST INVESTMENT FIRM SA				a						
113, ΣΕΒΑΣΤΟΥΠΟΛΕΩΣ 113 ΑΘΗΝΑ	2103363100									
EUROXX SECURITIES S.A.				a		a	a	a		a
7, ΠΑΛΕΟΛΟΓΟΥ CHALANDRI	+30 2106879400	210-6879401								
7, ΠΑΛΑΙΟΛΟΓΟΥ CHALANDRI	(210)-6879400	(210)-6879401								
G. A. PERVANAS SECURITIES- INVESTMENT SERVICES S.A.				a						
7-9, ΣΟΦΟΚΛΕΟΥΣ 7-9 ΑΘΗΝΑ	2103727200									
GLOBAL CAPITAL SECURITIES & FINANCIAL SERVICES LTD				a	a					
50, Λ. ΑΡΧΙΕΠΙΣΚΟΠΟΥ ΜΑΚΑΡΙΟΥ Γ50	0035722710710									
HELLENIC AMERICAN SECURITIES S.A.				a		a	a			a
27, ΑΝΔΡΕΑ ΠΑΠΑΝΔΡΕΟΥ 27 ΜΑΡΟΥΣΙ	2103311100									
HELLENIC BANK (INVESTMENTS) LTD					a					
, AVE. KYRIAKOU MATSI 31 - PO BOX 24747 NICOSIA	+357 22500100	357 22500110								
HSBC CONTINENTAL EUROPE									a	
109-111, Λ. ΜΕΣΟΓΕΙΩΝ 109-111	2106960000									
INDEX SECURITIES S.A.				a						
6, ΔΡΑΓΑΤΣΑΝΙΟΥ 6 ΑΘΗΝΑ	2103213920									

Athex & ATHEXClear Members List

Member Name				Stock Market			Derivatives Market		ATHEXClear Member	
	Address	Phone	Fax	Market Member	Remote Member	Market Maker	Proprietary	Market Maker	General Clearing	Direct Clearing
J. CHR. MAVRIKIS SECURITIES S.A.				a						
5, ΣΟΦΟΚΛΕΟΥΣ 5 ATHINA	2103216730									
KAPPA SECURITIES S.A.				a			a			
15, ΒΑΛΑΩΡΙΤΟΥ 15 ATHINA	2103678600									
KARAMANOF SECURITIES & INVESTMENT SERVICES S.A.				a						
2, ΠΛ.ΑΓ.ΘΕΟΔΩΡΩΝ 2 ATHINA	2103212947									
LAIKI FINANCIAL SERVICES LTD					a					
26, AVE. VYRONOS NICOSIA	357 22367367	357 22718567								
LEON DEPOLAS SECURITIES S.A.				a		a	a			
1, ΧΡΗΣΤΟΥ ΛΑΔΑ 1 ATHINA	2103213276 -28									
MEGA EQUITY SECURITIES & FINANCIAL SERVICES PUBLIC LTD				a	a		a			
42-44, ΛΕΩΦ.ΓΡΙΒΑ ΔΙΓΕΝΗ 42-44	0035722711711									
MERIT SECURITIES S.A				a		a	a			a
5, ΣΟΦΟΚΛΕΟΥΣ 5 ATHINA	2103671880									
MERRILL LYNCH INTERNATIONAL				a						
2, 2 KING EDWARD STREET LONDON	+44 20276281000									
N. CHRYSOCHOIDIS SECURITIES S.A.				a			a			a
7-9, ΣΟΦΟΚΛΕΟΥΣ 7-9 ATHINA	2103213913									
NATIONAL BANK OF GREECE S.A.				a		a	a		a	
86, ΑΙΟΛΟΥ STR. ATHINA	(210)-3341000	(210)-3228187								
68, ΑΚΑΔΙΜΙΑΣ STR. ATHINA	(210)-3328817	(210)-3328678								
NATIONAL SECURITIES S.A.				a		a	a	a		
66, ΛΕΩΦ. ΚΗΦΙΣΙΑΣ 66 (ΚΤΗΡΙΟ Α) MAROUSI	2103328784									
NUNTIUS BROKERAGE AND INVESTMENT SERVICES S.A				a						
6, ΔΡΑΓΑΤΣΑΝΙΟΥ 6 ATHINA	2103350599									
ONE PLUS CAPITAL LIMITED				a	a					
, 75 PRODROMOU AVENUE NICOSIA 1307	35722873760									
OPTIMA BANK S.A.				a		a	a	a	a	
32, ΑΙΓΙΑΛΕΙΑΣ 32 & ΠΑΡΑΔΕΙΣΟΥ MAROUSI	2108173111									
PANTELAKIS SECURITIES S.A.				a		a	a	a		
57, ΕΘΝΙΚΗΣ ΑΝΤΙΣΤΑΣΕΩΣ 57, ΚΤΙΡΙΟ Β CHALANDRI	2106965000									
PEGASUS SECURITIES S.A				a			a			
17, ΒΑΛΑΩΡΙΤΟΥ 17 & ΑΜΕΡΙΚΗΣ ATHINA	2103670700									
PIRAEUS BANK S.A.				a			a		a	
, ΑΜΕΡΙΚΗΣ 4 ATHINA	2103335000									
PIRAEUS SECURITIES S. A.				a		a	a	a		a
10, ΣΤΑΔΙΟΥ 10 ATHINA	2103354100									
PROCHOICE SECURITIES LTD				a	a					
57, ΛΕΩΦ.ΣΠΥΡΟΥ ΚΥΠΡΙΑΝΟΥ 57, ΑΚΙΝΗΤΑ Φ	035724661192									
SHARELINK SECURITIES & FINANCIAL SERVICES LTD				a	a		a			
6, HOUSE-ΘΕΟΤΟΚΗ 6 ΜΕΓΑΡΟ ΕΛΛΗΝΑ	+357 22554200									
SOCIETE GENERALE S.A.				a	a		a			
, 17 COURS VALMY, CEDEX	+157290504									
SOLIDUS SECURITIES S.A				a			a			a
64, ΛΟΥΙΖΗΣ ΠΙΑΝΚΟΥΡ 64 ATHINA	2106900600									
ST. EM. LAVRENTAKIS SECURITIES S.A.				a			a			
7-9, ΣΟΦΟΚΛΕΟΥΣ 7-9 ATHINA	2103213336									
THE CYPRUS INVESTMENT & SECURITIES CORPORATION LTD				a	a					
154, ΛΕΩΦ. ΚΥΡΗΝΕΙΑΣ	0035722121700									
UBS EUROPE SE				a	a					
, OPERNTURM, BOCKENHEIMER LANDSTRASSE 2-4	496921790									
UBS LIMITED					a					
1, FINSBURY AVENUE LONDON	+44 2075687135									

## List of Stocks under Market Making operations

Securities	Market Maker	Start Market Making	Stock Category	Suspension Status
MLS MULTIMEDIA SA (CR)	PIRAEUS SECURITIES S. A.	01/08/2019		
ALPHA ETF FTSE Athex Large Cap	ALPHA FINANCE INVESTMENT SERVICES S.A. NATIONAL SECURITIES S.A.	02/01/1900 02/01/1900	Exchange Traded Funds (ETFs)	
ADMIE (IPTO) HOLDING S.A. (CR)	HELLENIC AMERICAN SECURITIES S.A. PIRAEUS SECURITIES S. A.	09/03/2020 29/06/2017	Main Market	
AEGEAN AIRLINES (CR)	EUROBANK EQUITIES INVESTMENT FIRM S.A	22/09/2020	Main Market	
ALPHA BANK (CR)	ALPHA FINANCE INVESTMENT SERVICES S.A. EUROBANK EQUITIES INVESTMENT FIRM S.A. HELLENIC AMERICAN SECURITIES S.A. LEON DEPOLAS SECURITIES S.A. MERIT SECURITIES S.A. NATIONAL SECURITIES S.A. PIRAEUS SECURITIES S. A.	29/02/2016 22/10/2006 25/07/2014 04/01/2016 03/09/2012 02/01/1900 28/05/2009	Main Market	
AS COMPANY SA (CR)	EUROBANK EQUITIES INVESTMENT FIRM S.A	01/04/2019	Main Market	
ATTICA BANK S.A. (CR)	EUROBANK EQUITIES INVESTMENT FIRM S.A. EUROXX SECURITIES S.A. PIRAEUS SECURITIES S. A.	11/11/2019 22/01/2016 20/09/2017	Main Market	
ATTICA HOLDINGS (CR)	HELLENIC AMERICAN SECURITIES S.A.	28/12/2017	Main Market	
AUTOHELLAS SA (CR)	ALPHA FINANCE INVESTMENT SERVICES S.A. EUROXX SECURITIES S.A.	01/07/2019 02/07/2018	Main Market	
AVAX S.A. (CR)	EUROBANK EQUITIES INVESTMENT FIRM S.A	14/12/2015	Main Market	
AVE (CR)	EUROXX SECURITIES S.A.	05/06/2020	Main Market	
BRIQ PROPERTIES (CR)	EUROBANK EQUITIES INVESTMENT FIRM S.A	09/09/2019	Main Market	
BYTE COMPUTER SA (CR)	MERIT SECURITIES S.A	04/08/2008	Main Market	
CC HBC AG (CR)	NATIONAL SECURITIES S.A. PIRAEUS SECURITIES S. A.	02/01/1900 04/05/2015	Main Market	
CENERGY HOLDINGS (CB)	ALPHA FINANCE INVESTMENT SERVICES S.A. EUROBANK EQUITIES INVESTMENT FIRM S.A	02/01/2016 02/01/2016	Main Market	
CNL CAPITAL (CR)	MERIT SECURITIES S.A	01/10/2018	Main Market	
EKTER SA (CR)	EUROBANK EQUITIES INVESTMENT FIRM S.A LEON DEPOLAS SECURITIES S.A.	16/10/2017 21/05/2018	Main Market	
ELASTRON (CR)	LEON DEPOLAS SECURITIES S.A.	20/02/2017	Main Market	
ELLAKTOR (CR)	ALPHA FINANCE INVESTMENT SERVICES S.A. EUROBANK EQUITIES INVESTMENT FIRM S.A EUROXX SECURITIES S.A. NATIONAL SECURITIES S.A. PIRAEUS SECURITIES S. A.	18/03/2019 01/06/2012 24/09/2018 02/01/1900 22/10/2018	Main Market	
ELTON SA (CR)	BETA SECURITIES S.A. LEON DEPOLAS SECURITIES S.A.	03/09/2012 01/04/2019	Main Market	
ELVALHALCOR (CR)	ALPHA FINANCE INVESTMENT SERVICES S.A. EUROBANK EQUITIES INVESTMENT FIRM S.A	07/05/2018 07/05/2018	Main Market	
ELVE SA (CR)	LEON DEPOLAS SECURITIES S.A.	02/11/2020	Main Market	
ENTERSOFT (CR)	EUROBANK EQUITIES INVESTMENT FIRM S.A	22/06/2020	Main Market	

## List of Stocks under Market Making operations

Securities	Stock Category
Market Maker	Start Market Making
<b>EUROBANK HOLDINGS (CR)</b>	Main Market
ALPHA FINANCE INVESTMENT SERVICES S.A.	09/01/2006
EUROBANK EQUITIES INVESTMENT FIRM S.A	01/06/2012
HELLENIC AMERICAN SECURITIES S.A.	25/07/2014
LEON DEPOLAS SECURITIES S.A.	30/11/2018
MERIT SECURITIES S.A	06/11/2017
NATIONAL SECURITIES S.A.	02/01/1900
PIRAEUS SECURITIES S. A.	28/09/2009
<b>EUROPEAN RELIANCE INSUR. (CR)</b>	Main Market
PANTELAKIS SECURITIES S.A.	15/07/2019
<b>EYDAP S.A. (CR)</b>	Main Market
ALPHA FINANCE INVESTMENT SERVICES S.A.	27/01/2020
EUROBANK EQUITIES INVESTMENT FIRM S.A	10/06/2019
<b>FOURLIS (CR)</b>	Main Market
EUROBANK EQUITIES INVESTMENT FIRM S.A	01/12/2016
PIRAEUS SECURITIES S. A.	06/03/2017
<b>GEK TERNA (CR)</b>	Main Market
PIRAEUS SECURITIES S. A.	29/08/2019
<b>GR. SARANTIS S.A. (CR)</b>	Main Market
BETA SECURITIES S.A.	14/05/2012
EUROBANK EQUITIES INVESTMENT FIRM S.A	24/10/2016
<b>HELLENIC EXCHANGES-A.S.E. (CR)</b>	Main Market
HELLENIC AMERICAN SECURITIES S.A.	01/09/2014
NATIONAL SECURITIES S.A.	02/01/1900
PIRAEUS SECURITIES S. A.	04/05/2015
<b>HELLENIC PETROLEUM (CR)</b>	Main Market
HELLENIC AMERICAN SECURITIES S.A.	14/09/2015
PIRAEUS SECURITIES S. A.	20/03/2017
<b>IKTINOS HELLAS SA (CR)</b>	Main Market
ALPHA FINANCE INVESTMENT SERVICES S.A.	01/04/2019
EUROBANK EQUITIES INVESTMENT FIRM S.A	25/02/2019
NATIONAL SECURITIES S.A.	02/01/1900
<b>INTERCONTINENTAL (CR)</b>	Main Market
LEON DEPOLAS SECURITIES S.A.	03/06/2019
<b>INTRACOM HOLDINGS (CR)</b>	Main Market
LEON DEPOLAS SECURITIES S.A.	08/10/2018
<b>JUMBO SA (CR)</b>	Main Market
EUROBANK EQUITIES INVESTMENT FIRM S.A	25/05/2020
MERIT SECURITIES S.A	06/11/2017
PIRAEUS SECURITIES S. A.	06/03/2017
<b>KARAMOLEGOS SA (CR)</b>	Main Market
EUROXX SECURITIES S.A.	04/10/2019
<b>KLOUKINAS - LAPPAS SA (CR)</b>	Main Market
BETA SECURITIES S.A.	22/09/2014
<b>KRI-KRI S.A. (CR)</b>	Main Market
EUROBANK EQUITIES INVESTMENT FIRM S.A	07/05/2018
LEON DEPOLAS SECURITIES S.A.	16/01/2017
<b>LAMDA DEVELOPMENT SA (CR)</b>	Main Market
EUROBANK EQUITIES INVESTMENT FIRM S.A	08/12/2014
PANTELAKIS SECURITIES S.A.	06/11/2017
PIRAEUS SECURITIES S. A.	29/06/2017
<b>LAMPSA HOTEL SA (CR)</b>	Main Market
LEON DEPOLAS SECURITIES S.A.	16/01/2017
<b>MARFIN INVESTMENT GROUP (CR)</b>	Main Market
EUROBANK EQUITIES INVESTMENT FIRM S.A	23/03/2015
PIRAEUS SECURITIES S. A.	02/02/2009
<b>MOTOR OIL (CR)</b>	Main Market
EUROBANK EQUITIES INVESTMENT FIRM S.A	22/10/2006
HELLENIC AMERICAN SECURITIES S.A.	01/09/2014
LEON DEPOLAS SECURITIES S.A.	01/04/2019
MERIT SECURITIES S.A	25/02/2019
NATIONAL SECURITIES S.A.	02/01/1900
PIRAEUS SECURITIES S. A.	04/05/2015
<b>MYTILINEOS (CR)</b>	Main Market
ALPHA FINANCE INVESTMENT SERVICES S.A.	15/04/2019
EUROBANK EQUITIES INVESTMENT FIRM S.A	20/09/2017
MERIT SECURITIES S.A	25/02/2019
NATIONAL SECURITIES S.A.	02/01/1900
PIRAEUS SECURITIES S. A.	04/05/2015

## List of Stocks under Market Making operations

Securities	Stock Category
Market Maker	Start Market Making
<b>NATIONAL BANK (CR)</b>	<b>Main Market</b>
ALPHA FINANCE INVESTMENT SERVICES S.A.	09/01/2006
EUROBANK EQUITIES INVESTMENT FIRM S.A	22/10/2006
HELLENIC AMERICAN SECURITIES S.A.	25/07/2014
LEON DEPOLAS SECURITIES S.A.	20/05/2015
MERIT SECURITIES S.A	03/09/2012
NATIONAL SECURITIES S.A.	02/01/1900
PIRAEUS SECURITIES S. A.	08/09/2008
<b>OPAP (CR)</b>	<b>Main Market</b>
ALPHA FINANCE INVESTMENT SERVICES S.A.	09/01/2006
EUROBANK EQUITIES INVESTMENT FIRM S.A	22/10/2006
HELLENIC AMERICAN SECURITIES S.A.	25/07/2014
MERIT SECURITIES S.A	20/03/2017
NATIONAL SECURITIES S.A.	02/01/1900
PIRAEUS SECURITIES S. A.	04/05/2015
<b>OTE (CR)</b>	<b>Main Market</b>
ALPHA FINANCE INVESTMENT SERVICES S.A.	09/01/2006
EUROBANK EQUITIES INVESTMENT FIRM S.A	22/10/2006
HELLENIC AMERICAN SECURITIES S.A.	25/07/2014
LEON DEPOLAS SECURITIES S.A.	20/04/2015
MERIT SECURITIES S.A	20/03/2017
NATIONAL SECURITIES S.A.	02/01/1900
PIRAEUS SECURITIES S. A.	08/09/2008
<b>P.P.A. S.A. (CR)</b>	<b>Main Market</b>
EUROBANK EQUITIES INVESTMENT FIRM S.A	06/02/2019
<b>PAPOUTSANIS (CR)</b>	<b>Main Market</b>
ALPHA FINANCE INVESTMENT SERVICES S.A.	19/11/2018
BETA SECURITIES S.A.	25/11/2013
<b>PETROPOULOS PETROS (CR)</b>	<b>Main Market</b>
EUROBANK EQUITIES INVESTMENT FIRM S.A	01/04/2019
PANTELAKIS SECURITIES S.A.	16/03/2020
<b>PIRAEUS BANK (CR)</b>	<b>Main Market</b>
ALPHA FINANCE INVESTMENT SERVICES S.A.	15/04/2019
EUROBANK EQUITIES INVESTMENT FIRM S.A	22/10/2006
EUROXX SECURITIES S.A.	15/02/2016
HELLENIC AMERICAN SECURITIES S.A.	25/07/2014
LEON DEPOLAS SECURITIES S.A.	30/11/2018
MERIT SECURITIES S.A	16/09/2013
NATIONAL SECURITIES S.A.	02/01/1900
PIRAEUS SECURITIES S. A.	16/02/2009
<b>PLAISIO COMPUTERS SA (CR)</b>	<b>Main Market</b>
EUROBANK EQUITIES INVESTMENT FIRM S.A	02/03/2015
<b>PPC (CR)</b>	<b>Main Market</b>
ALPHA FINANCE INVESTMENT SERVICES S.A.	09/01/2006
EUROBANK EQUITIES INVESTMENT FIRM S.A	22/10/2006
HELLENIC AMERICAN SECURITIES S.A.	01/09/2014
MERIT SECURITIES S.A	06/11/2017
NATIONAL SECURITIES S.A.	02/01/1900
PIRAEUS SECURITIES S. A.	28/09/2009
<b>PROFILE SA (CR)</b>	<b>Main Market</b>
PANTELAKIS SECURITIES S.A.	01/07/2019
<b>QUEST HOLDINGS (CR)</b>	<b>Main Market</b>
BETA SECURITIES S.A.	26/03/2018
EUROBANK EQUITIES INVESTMENT FIRM S.A	28/01/2019
<b>SPIROY AGRICULTURE SA (CR)</b>	<b>Main Market</b>
EUROBANK EQUITIES INVESTMENT FIRM S.A	02/09/2019
<b>TERNA ENERGY (CR)</b>	<b>Main Market</b>
PIRAEUS SECURITIES S. A.	09/12/2019
<b>THRACE PLASTICS SA (CR)</b>	<b>Main Market</b>
ALPHA FINANCE INVESTMENT SERVICES S.A.	26/03/2018
EUROBANK EQUITIES INVESTMENT FIRM S.A	26/03/2018
<b>TITAN CEMENT (CB)</b>	<b>Main Market</b>
EUROBANK EQUITIES INVESTMENT FIRM S.A	06/11/2019
<b>VIOHALCO SA/NV (CB)</b>	<b>Main Market</b>
ALPHA FINANCE INVESTMENT SERVICES S.A.	11/03/2008
EUROBANK EQUITIES INVESTMENT FIRM S.A	04/03/2014
MERIT SECURITIES S.A	17/03/2014

Underlying Asset				Derivatives Market													
Price max	Price min	Closing price	change	Delivery Month	Open price	Price max	Price min	Last price	Closing price	Last Bid	Last Ask	Fixing price*	Life high	Life low	Trades	Volume	Open Interest
<b>FTSE/Athex Large Cap</b>																	
1,972.84	1,934.64	1,965.00	1.57%	January 2021	1,957.00	1,973.00	1,940.00	1,962.00	1,962.00	---	---		1,973.00	---	273	1,515	5,730
				February 2021	1,950.00	1,969.00	1,941.00	1,951.00	1,951.00	---	---		1,969.00	---	15	97	105
				March 2021	---	---	---	---	1,943.00	---	---		---	---	---	---	---
				June 2021	---	---	---	---	1,952.75	---	---		---	---	---	---	---
				September 2021	---	---	---	---	1,962.50	---	---		---	---	---	---	---
				December 2021	---	---	---	---	1,972.25	---	---		---	---	---	---	---

(Trade Unit: 1 Index Point x 2E, Cash Settlement)

Derivatives notes

Fixing prices and final open positions can be retrieved from the following path <http://www.helex.gr/el/web/guest/statistics-end-of-day-derivatives>

Underlying Asset				Derivatives Market													
Price max	Price min	Closing price	change	Delivery Month	Open price	Price max	Price min	Last price	Closing price	Last Bid	Last Ask	Fixing price*	Life high	Life low	Trades	Volume	Open Interest
<b>ADMIE (IPTO) HOLDING S.A. (CR)</b>				(Contract Size: 100 Securities, Physical Delivery)													
2.7	2.65	2.695	1.89%	March 2021	2.68	2.71	2.67	2.70	2.70	---	---	---	2.75	---	35	170	6,574
				June 2021	---	---	---	---	2.67	---	---	---	---	---	---	---	---
				September 2021	---	---	---	---	2.68	---	---	---	---	---	---	---	---
				December 2021	---	---	---	---	2.70	---	---	---	---	---	---	---	---
<b>ALPHA BANK (CR)</b>				(Contract Size: 100 Securities, Physical Delivery)													
0.985	0.942	0.9538	-0.04%	March 2021	0.983	0.991	0.945	0.954	0.954	---	---	---	1.04	---	431	9,438	83,333
				June 2021	0.977	0.977	0.977	0.977	0.977	---	---	---	0.977	---	1	1	41
				September 2021	---	---	---	---	0.968	---	---	---	---	---	---	---	---
				December 2021	---	---	---	---	0.973	---	---	---	---	---	---	---	---
<b>ATTICA BANK S.A. (CR)</b>				(Contract Size: 100 Securities, Physical Delivery)													
0.243	0.232	0.234	0.00%	March 2021	0.242	0.244	0.240	0.241	0.241	---	---	---	0.244	---	6	26	200
				June 2021	---	---	---	---	0.236	---	---	---	---	---	---	---	---
				September 2021	---	---	---	---	0.237	---	---	---	---	---	---	---	---
				December 2021	---	---	---	---	0.239	---	---	---	---	---	---	---	---
<b>CC HBC AG (CR)</b>				(Contract Size: 100 Securities, Physical Delivery)													
26.82	26.42	26.82	1.51%	March 2021	26.73	26.73	26.72	26.72	26.72	---	---	---	26.88	---	2	6	116
				June 2021	---	---	---	---	26.67	---	---	---	---	---	---	---	---
				September 2021	---	---	---	---	26.80	---	---	---	---	---	---	---	---
				December 2021	---	---	---	---	26.94	---	---	---	---	---	---	---	---
<b>CENERGY HOLDINGS (CB)</b>				(Contract Size: 100 Securities, Physical Delivery)													
1.764	1.71	1.764	1.96%	March 2021	1.71	1.77	1.71	1.76	1.76	---	---	---	1.81	---	79	462	6,608
				June 2021	---	---	---	---	1.75	---	---	---	---	---	---	---	---
				September 2021	---	---	---	---	1.75	---	---	---	---	---	---	---	---
				December 2021	---	---	---	---	1.76	---	---	---	---	---	---	---	---
<b>ELLAKTOR (CR)</b>				(Contract Size: 100 Securities, Physical Delivery)													
1.77	1.682	1.682	-2.49%	March 2021	1.73	1.74	1.67	1.67	1.67	---	---	---	1.77	---	27	249	2,932
				June 2021	---	---	---	---	1.74	---	---	---	---	---	---	---	---
				September 2021	---	---	---	---	1.75	---	---	---	---	---	---	---	---
				December 2021	---	---	---	---	1.76	---	---	---	---	---	---	---	---
<b>EUROBANK HOLDINGS (CR)</b>				(Contract Size: 100 Securities, Physical Delivery)													
0.6086	0.584	0.607	4.91%	March 2021	0.590	0.607	0.585	0.606	0.606	---	---	---	0.620	---	255	6,380	58,180
				June 2021	---	---	---	---	0.584	---	---	---	---	---	---	---	---
				September 2021	---	---	---	---	0.587	---	---	---	---	---	---	---	---
				December 2021	---	---	---	---	0.590	---	---	---	---	---	---	---	---

Derivatives notes

Fixing prices and final open positions can be retrieved from the following path <http://www.helex.gr/el/web/guest/statistics-end-of-day-derivatives>



Underlying Asset				Derivatives Market													
Price max	Price min	Closing price	change	Delivery Month	Open price	Price max	Price min	Last price	Closing price	Last Bid	Last Ask	Fixing price*	Life high	Life low	Trades	Volume	Open Interest
<b>EYDAP S.A. (CR)</b>				(Contract Size: 100 Securities, Physical Delivery)													
7.1	6.93	7.1	3.35%	March 2021	6.99	7.07	6.99	7.07	7.07	---	---	---	7.23	---	12	24	295
				June 2021	---	---	---	---	6.93	---	---	---	---	---	---	---	---
				September 2021	---	---	---	---	6.97	---	---	---	---	---	---	---	---
				December 2021	---	---	---	---	7.00	---	---	---	---	---	---	---	---
<b>FOURLIS (CR)</b>				(Contract Size: 100 Securities, Physical Delivery)													
4.19	4.015	4.09	2.25%	March 2021	4.01	4.21	4.01	4.12	4.12	---	---	---	4.21	---	33	95	379
				June 2021	---	---	---	---	4.04	---	---	---	---	---	---	---	---
				September 2021	---	---	---	---	4.06	---	---	---	---	---	---	---	---
				December 2021	---	---	---	---	4.08	---	---	---	---	---	---	---	---
<b>GEK TERNA (CR)</b>				(Contract Size: 100 Securities, Physical Delivery)													
7.96	7.73	7.9	0.25%	March 2021	7.82	7.93	7.77	7.79	7.79	---	---	---	7.93	---	89	432	3,920
				June 2021	---	---	---	---	7.95	---	---	---	---	---	---	---	---
				September 2021	---	---	---	---	7.99	---	---	---	---	---	---	---	---
				December 2021	---	---	---	---	8.03	---	---	---	---	---	---	---	---
<b>HELLENIC EXCHANGES-A.S.E. (CR)</b>				(Contract Size: 100 Securities, Physical Delivery)													
4.08	3.895	4.02	3.21%	March 2021	3.93	4.09	3.93	4.03	4.03	---	---	---	4.12	---	107	262	2,946
				June 2021	---	---	---	---	3.93	---	---	---	---	---	---	---	---
				September 2021	---	---	---	---	3.95	---	---	---	---	---	---	---	---
				December 2021	---	---	---	---	3.97	---	---	---	---	---	---	---	---
<b>HELLENIC PETROLEUM (CR)</b>				(Contract Size: 100 Securities, Physical Delivery)													
5.63	5.45	5.63	4.26%	March 2021	5.50	5.60	5.50	5.60	5.60	---	---	---	5.75	---	40	89	2,411
				June 2021	---	---	---	---	5.45	---	---	---	---	---	---	---	---
				September 2021	---	---	---	---	5.48	---	---	---	---	---	---	---	---
				December 2021	---	---	---	---	5.51	---	---	---	---	---	---	---	---
<b>INTRACOM HOLDINGS (CR)</b>				(Contract Size: 100 Securities, Physical Delivery)													
0.882	0.84	0.847	1.07%	March 2021	0.845	0.869	0.840	0.850	0.850	---	---	---	0.869	---	12	62	1,332
				June 2021	---	---	---	---	0.846	---	---	---	---	---	---	---	---
				September 2021	---	---	---	---	0.850	---	---	---	---	---	---	---	---
				December 2021	---	---	---	---	0.854	---	---	---	---	---	---	---	---
<b>JUMBO SA (CR)</b>				(Contract Size: 100 Securities, Physical Delivery)													
14.38	14.02	14.15	-0.42%	March 2021	14.21	14.26	14.10	14.26	14.26	---	---	---	15.25	---	6	7	360
				June 2021	---	---	---	---	14.34	---	---	---	---	---	---	---	---
				September 2021	---	---	---	---	14.42	---	---	---	---	---	---	---	---
				December 2021	---	---	---	---	14.49	---	---	---	---	---	---	---	---

Derivatives notes

Fixing prices and final open positions can be retrieved from the following path <http://www.helex.gr/el/web/guest/statistics-end-of-day-derivatives>

Underlying Asset				Derivatives Market													
Price max	Price min	Closing price	change	Delivery Month	Open price	Price max	Price min	Last price	Closing price	Last Bid	Last Ask	Fixing price*	Life high	Life low	Trades	Volume	Open Interest
<b>LAMDA DEVELOPMENT SA (CR)</b>				(Contract Size: 100 Securities, Physical Delivery)													
7.34	7.07	7.34	3.38%	March 2021	7.20	7.30	7.17	7.25	7.25	---	---	---	7.46	---	29	83	1,491
				June 2021	---	---	---	---	7.17	---	---	---	---	---	---	---	---
				September 2021	---	---	---	---	7.20	---	---	---	---	---	---	---	---
				December 2021	---	---	---	---	7.24	---	---	---	---	---	---	---	---
<b>MARFIN INVESTMENT GROUP (CR)</b>				(Contract Size: 100 Securities, Physical Delivery)													
0.031	0.0286	0.0309	8.42%	March 2021	0.029	0.032	0.029	0.032	0.032	---	---	---	0.041	---	15	590	51,355
				June 2021	---	---	---	---	0.029	---	---	---	---	---	---	---	---
				September 2021	---	---	---	---	0.029	---	---	---	---	---	---	---	---
				December 2021	---	---	---	---	0.029	---	---	---	---	---	---	---	---
<b>MOTOR OIL (CR)</b>				(Contract Size: 100 Securities, Physical Delivery)													
12.15	11.85	12.14	2.88%	March 2021	11.81	12.17	11.81	12.15	12.15	---	---	---	13.27	---	62	276	2,136
				June 2021	---	---	---	---	11.91	---	---	---	---	---	---	---	---
				September 2021	---	---	---	---	11.97	---	---	---	---	---	---	---	---
				December 2021	---	---	---	---	12.03	---	---	---	---	---	---	---	---
<b>MYTILINEOS (CR)</b>				(Contract Size: 100 Securities, Physical Delivery)													
12.41	11.9	12.39	4.12%	March 2021	11.92	12.45	11.82	12.41	12.41	---	---	---	12.45	---	91	336	3,461
				June 2021	---	---	---	---	12.01	---	---	---	---	---	---	---	---
				September 2021	---	---	---	---	12.07	---	---	---	---	---	---	---	---
				December 2021	---	---	---	---	12.13	---	---	---	---	---	---	---	---
<b>NATIONAL BANK (CR)</b>				(Contract Size: 100 Securities, Physical Delivery)													
2.36	2.222	2.272	0.49%	March 2021	2.33	2.37	2.23	2.27	2.27	---	---	---	2.37	---	526	11,212	39,612
				June 2021	---	---	---	---	2.28	---	---	---	---	---	---	---	---
				September 2021	---	---	---	---	2.29	---	---	---	---	---	---	---	---
				December 2021	---	---	---	---	2.31	---	---	---	---	---	---	---	---
<b>OPAP (CR)</b>				(Contract Size: 100 Securities, Physical Delivery)													
11.03	10.84	10.92	-0.27%	March 2021	10.88	11.05	10.85	10.88	10.88	---	---	---	11.05	---	22	88	2,179
				June 2021	---	---	---	---	11.05	---	---	---	---	---	---	---	---
				September 2021	---	---	---	---	11.11	---	---	---	---	---	---	---	---
				December 2021	---	---	---	---	11.16	---	---	---	---	---	---	---	---
<b>OTE (CR)</b>				(Contract Size: 100 Securities, Physical Delivery)													
13.43	13.16	13.39	1.59%	March 2021	13.37	13.45	13.20	13.40	13.40	---	---	---	14.34	---	101	468	6,121
				June 2021	---	---	---	---	13.30	---	---	---	---	---	---	---	---
				September 2021	---	---	---	---	13.37	---	---	---	---	---	---	---	---
				December 2021	---	---	---	---	13.44	---	---	---	---	---	---	---	---

Derivatives notes

Fixing prices and final open positions can be retrieved from the following path <http://www.helex.gr/el/web/guest/statistics-end-of-day-derivatives>

Underlying Asset				Derivatives Market													
Price max	Price min	Closing price	change	Delivery Month	Open price	Price max	Price min	Last price	Closing price	Last Bid	Last Ask	Fixing price*	Life high	Life low	Trades	Volume	Open Interest
<b>P.P.A. S.A. (CR)</b>				(Contract Size: 100 Securities, Physical Delivery)													
19.84	19.22	19.66	0.82%	March 2021	19.60	19.60	19.47	19.47	19.47	---	---	---	20.10	---	5	5	353
				June 2021	---	---	---	---	19.68	---	---	---	---	---	---	---	---
				September 2021	---	---	---	---	19.78	---	---	---	---	---	---	---	---
				December 2021	---	---	---	---	19.88	---	---	---	---	---	---	---	---
<b>PIRAEUS BANK (CR)</b>				(Contract Size: 100 Securities, Physical Delivery)													
1.335	1.2045	1.241	-4.54%	March 2021	1.33	1.35	1.21	1.24	1.24	---	---	---	1.36	---	516	12,407	61,937
				June 2021	---	---	---	---	1.31	---	---	---	---	---	---	---	---
				September 2021	---	---	---	---	1.32	---	---	---	---	---	---	---	---
				December 2021	---	---	---	---	1.33	---	---	---	---	---	---	---	---
<b>PPC (CR)</b>				(Contract Size: 100 Securities, Physical Delivery)													
7.6	7.425	7.575	1.95%	March 2021	7.54	7.68	7.45	7.58	7.58	---	---	---	7.68	---	119	640	12,473
				June 2021	---	---	---	---	7.50	---	---	---	---	---	---	---	---
				September 2021	---	---	---	---	7.54	---	---	---	---	---	---	---	---
				December 2021	---	---	---	---	7.57	---	---	---	---	---	---	---	---
<b>TERNA ENERGY (CR)</b>				(Contract Size: 100 Securities, Physical Delivery)													
13.54	13.18	13.54	2.58%	March 2021	13.22	13.45	13.18	13.44	13.44	---	---	---	13.50	---	14	39	241
				June 2021	---	---	---	---	13.32	---	---	---	---	---	---	---	---
				September 2021	---	---	---	---	13.39	---	---	---	---	---	---	---	---
				December 2021	---	---	---	---	13.46	---	---	---	---	---	---	---	---
<b>TITAN CEMENT (CB)</b>				(Contract Size: 100 Securities, Physical Delivery)													
14.4	13.74	14.4	4.80%	March 2021	13.74	14.28	13.74	14.28	14.28	---	---	---	14.63	---	21	80	842
				June 2021	---	---	---	---	13.87	---	---	---	---	---	---	---	---
				September 2021	---	---	---	---	13.94	---	---	---	---	---	---	---	---
				December 2021	---	---	---	---	14.01	---	---	---	---	---	---	---	---
<b>VIOHALCO SA/NV (CB)</b>				(Contract Size: 100 Securities, Physical Delivery)													
3.79	3.65	3.7	-1.07%	March 2021	3.78	3.78	3.69	3.69	3.69	---	---	---	3.86	---	20	46	4,183
				June 2021	---	---	---	---	3.78	---	---	---	---	---	---	---	---
				September 2021	---	---	---	---	3.79	---	---	---	---	---	---	---	---
				December 2021	---	---	---	---	3.81	---	---	---	---	---	---	---	---

Derivatives notes

Fixing prices and final open positions can be retrieved from the following path <http://www.helex.gr/el/web/guest/statistics-end-of-day-derivatives>

## FTSE/Athex Large Cap

(Trade Unit: 1 Index Point x 2€ - Exercise Style: European, Cash Settlement)

Exercise Price	Call Options														Put Options																	
	January 2021							February 2021							Other Months		January 2021							February 2021							Other Months	
	Open price	Price max	Price min	Last price	Closing price	Volume	Open Interest	Open price	Price max	Price min	Last price	Closing price	Volume	Open Interest	Volume	Open Interest	Open price	Price max	Price min	Last price	Closing price	Volume	Open Interest	Open price	Price max	Price min	Last price	Closing price	Volume	Open Interest	Volume	Open Interest
1,100	-	-	-	-	-	-	-	-	-	-	-	-	-	-	-	-	-	-	-	-	-	-	-	-	-	-	-	-	-	-	-	1,100
1,125	-	-	-	-	-	-	-	-	-	-	-	-	-	-	-	-	-	-	-	-	-	-	-	-	-	-	-	-	-	-	-	1,125
1,150	-	-	-	-	-	-	-	-	-	-	-	-	-	-	-	-	-	-	-	-	-	-	-	-	-	-	-	-	-	-	-	1,150
1,175	-	-	-	-	-	-	-	-	-	-	-	-	-	-	-	-	-	-	-	-	-	-	-	-	-	-	-	-	-	-	-	1,175
1,200	0.00	0.00	0.00	-	742.00	-	-	-	-	-	-	-	-	-	-	0.00	0.00	0.00	-	0.01	-	-	-	-	-	-	-	-	-	-	-	1,200
1,225	0.00	0.00	0.00	-	717.00	-	-	-	-	-	-	-	-	-	-	0.00	0.00	0.00	-	0.02	-	-	-	-	-	-	-	-	-	-	-	1,225
1,250	0.00	0.00	0.00	-	692.00	-	-	-	-	-	-	-	-	-	-	0.00	0.00	0.00	-	0.01	-	-	-	-	-	-	-	-	-	-	-	1,250
1,275	0.00	0.00	0.00	-	667.00	-	-	-	-	-	-	-	-	-	-	0.00	0.00	0.00	-	0.01	-	-	-	-	-	-	-	-	-	-	-	1,275
1,300	0.00	0.00	0.00	-	642.00	-	-	-	-	-	-	-	-	-	-	0.00	0.00	0.00	-	0.01	-	-	-	-	-	-	-	-	-	-	-	1,300
1,325	0.00	0.00	0.00	-	617.00	-	-	-	-	-	-	-	-	-	-	0.00	0.00	0.00	-	0.01	-	-	-	-	-	-	-	-	-	-	-	1,325
1,350	0.00	0.00	0.00	-	592.00	-	-	-	-	-	-	-	-	-	-	0.00	0.00	0.00	-	0.01	-	-	-	-	-	-	-	-	-	-	-	1,350
1,375	0.00	0.00	0.00	-	567.00	-	-	-	-	-	-	-	-	-	-	0.00	0.00	0.00	-	0.01	-	-	-	-	-	-	-	-	-	-	-	1,375
1,400	0.00	0.00	0.00	-	542.00	-	-	-	-	-	-	-	-	-	-	0.00	0.00	0.00	-	0.02	-	-	-	-	-	-	-	-	-	-	-	1,400
1,425	0.00	0.00	0.00	-	517.00	-	-	-	-	-	-	-	-	-	-	0.00	0.00	0.00	-	0.01	-	-	-	-	-	-	-	-	-	-	-	1,425
1,450	0.00	0.00	0.00	-	492.00	-	-	-	-	-	-	-	-	-	-	0.00	0.00	0.00	-	0.01	-	-	-	-	-	-	-	-	-	-	-	1,450
1,475	0.00	0.00	0.00	-	467.00	-	-	-	-	-	-	-	-	-	-	0.00	0.00	0.00	-	0.02	-	-	-	-	-	-	-	-	-	-	-	1,475
1,500	0.00	0.00	0.00	-	442.00	-	-	-	-	-	-	-	-	-	-	0.00	0.00	0.00	-	0.01	-	-	-	-	-	-	-	-	-	-	-	1,500
1,525	0.00	0.00	0.00	-	417.00	-	-	0.00	0.00	0.00	-	420.00	-	-	0.00	0.00	0.00	-	0.01	-	-	0.00	0.00	0.00	-	0.12	-	-	-	-	1,525	
1,550	0.00	0.00	0.00	-	392.00	-	-	0.00	0.00	0.00	-	395.00	-	-	0.00	0.00	0.00	-	0.03	-	-	0.00	0.00	0.00	-	0.22	-	-	-	-	1,550	
1,575	0.00	0.00	0.00	-	367.00	-	-	0.00	0.00	0.00	-	370.00	-	-	0.00	0.00	0.00	-	0.06	-	-	0.00	0.00	0.00	-	0.39	-	-	-	-	1,575	
1,600	0.00	0.00	0.00	-	342.00	-	-	0.00	0.00	0.00	-	346.00	-	-	0.00	0.00	0.00	-	0.15	-	-	0.00	0.00	0.00	-	0.67	-	-	-	-	1,600	
1,625	0.00	0.00	0.00	-	317.00	-	-	0.00	0.00	0.00	-	321.00	-	-	0.00	0.00	0.00	-	0.01	-	-	0.00	0.00	0.00	-	1.10	-	-	-	-	1,625	
1,650	0.00	0.00	0.00	-	293.00	-	-	0.00	0.00	0.00	-	297.00	-	-	0.00	0.00	0.00	-	0.01	-	-	0.00	0.00	0.00	-	1.80	-	-	-	-	1,650	
1,675	0.00	0.00	0.00	-	268.00	-	40	0.00	0.00	0.00	-	273.00	-	-	0.00	0.00	0.00	-	0.03	-	-	0.00	0.00	0.00	-	2.80	-	-	-	-	1,675	
1,700	0.00	0.00	0.00	-	243.00	-	20	0.00	0.00	0.00	-	249.00	-	-	0.00	0.00	0.00	-	0.09	-	20	0.00	0.00	0.00	-	4.20	-	-	-	-	1,700	
1,725	0.00	0.00	0.00	-	218.00	-	-	0.00	0.00	0.00	-	227.00	-	-	0.00	0.00	0.00	-	0.22	-	-	0.00	0.00	0.00	-	6.10	-	-	-	-	1,725	
1,750	0.00	0.00	0.00	-	193.00	-	20	0.00	0.00	0.00	-	204.00	-	-	0.00	0.00	0.00	-	0.53	-	120	0.00	0.00	0.00	-	8.70	-	-	-	-	1,750	
1,775	0.00	0.00	0.00	-	169.00	-	-	0.00	0.00	0.00	-	183.00	-	-	0.00	0.00	0.00	-	1.10	-	20	0.00	0.00	0.00	-	12.25	-	40	-	-	1,775	
1,800	0.00	0.00	0.00	-	145.00	-	23	0.00	0.00	0.00	-	162.00	-	-	0.00	0.00	0.00	-	2.30	-	56	0.00	0.00	0.00	-	16.50	-	25	-	-	1,800	
1,825	0.00	0.00	0.00	-	122.00	-	23	0.00	0.00	0.00	-	143.00	-	2	0.00	0.00	0.00	-	4.40	-	72	0.00	0.00	0.00	-	22.00	-	60	-	-	1,825	
1,850	110.00	110.00	110.00	110.00	110.00	1	3	0.00	0.00	0.00	-	125.00	-	-	6.00	110.00	5.00	5.00	5.00	100	173	0.00	0.00	0.00	-	28.75	-	-	-	-	1,850	
1,875	0.00	0.00	0.00	-	80.50	-	25	0.00	0.00	0.00	-	108.00	-	60	0.00	0.00	0.00	-	12.75	-	32	0.00	0.00	0.00	-	37.00	-	35	-	-	1,875	
1,900	0.00	0.00	0.00	-	62.50	-	75	106.00	106.00	106.00	106.00	106.00	20	40	12.00	0.00	12.00	12.00	12.00	8	77	0.00	0.00	0.00	-	46.50	-	61	-	-	1,900	
1,925	0.00	0.00	0.00	-	47.25	-	81	0.00	0.00	0.00	-	78.50	-	-	23.00	0.00	23.00	23.00	23.00	2	2	0.00	0.00	0.00	-	57.50	-	21	-	-	1,925	
1,950	33.00	42.00	28.00	40.00	40.00	10	13	71.00	71.00	71.00	71.00	71.00	5	20	34.00	42.00	25.00	25.00	25.00	25	-	0.00	0.00	0.00	-	69.50	-	60	-	-	1,950	
1,975	0.00	0.00	0.00	-	24.25	-	20	0.00	0.00	0.00	-	54.50	-	20	40.00	0.00	40.00	40.00	40.00	10	10	0.00	0.00	0.00	-	83.50	-	100	-	-	1,975	

FTSE/Athex Large Cap

(Trade Unit: 1 Index Point x 2€ - Exercise Style: European, Cash Settlement)

Exercise Price	Call Options														Put Options														Exercise Price				
	January 2021							February 2021							Other Months		January 2021							February 2021							Other Months		
	Open price	Price max	Price min	Last price	Closing price	Volume	Open Interest	Open price	Price max	Price min	Last price	Closing price	Volume	Open Interest	Volume	Open Interest	Open price	Price max	Price min	Last price	Closing price	Volume	Open Interest	Open price	Price max	Price min	Last price	Closing price		Volume	Open Interest	Volume	Open Interest
2,000	0.00	0.00	0.00	-	16.50	-	1	0.00	0.00	0.00	-	45.00	-	171			0.00	0.00	0.00	-	73.50	-	-	0.00	0.00	0.00	-	99.00	-	-			2,000
2,050	0.00	0.00	0.00	-	6.70	-	-	0.00	0.00	0.00	-	29.50	-	-			0.00	0.00	0.00	-	114.00	-	-	0.00	0.00	0.00	-	133.00	-	-			2,050
2,100	0.00	0.00	0.00	-	2.30	-	-	0.00	0.00	0.00	-	18.75	-	-			0.00	0.00	0.00	-	159.00	-	-	0.00	0.00	0.00	-	172.00	-	-			2,100
2,150	0.00	0.00	0.00	-	0.69	-	-	0.00	0.00	0.00	-	11.25	-	-			0.00	0.00	0.00	-	208.00	-	-	0.00	0.00	0.00	-	215.00	-	-			2,150
Totals:						11	344						25	313	0	0					145	582						0	402	0	0		
Number of Trades:						7							2		0						11						0		0				

ALPHA BANK (CR)

(Contract Size: 100 Securities, Exercise Style: American, Physical Delivery)

Call Options																Put Options																			
Exercise Price	January 2021						February 2021						Other Months		January 2021						February 2021						Other Months		Exercise Price						
	Open price	Price max	Price min	Last price	Closing price	Volume	Open Interest	Open price	Price max	Price min	Last price	Closing price	Volume	Open Interest	Volume	Open Interest	Open price	Price max	Price min	Last price	Closing price	Volume	Open Interest	Open price	Price max	Price min	Last price	Closing price		Volume	Open Interest	Volume	Open Interest		
0.150	0.000	0.000	0.000		0.804	-	-						-	-			0.000	0.000	0.000		0.001	-	-					-	-			0.002			
0.200	0.000	0.000	0.000		0.754	-	-						-	-			0.000	0.000	0.000		0.001	-	-					-	-			0.002			
0.250	0.000	0.000	0.000		0.704	-	-						-	-			0.000	0.000	0.000		0.001	-	-					-	-			0.003			
0.300	0.000	0.000	0.000		0.654	-	-						-	-			0.000	0.000	0.000		0.001	-	-					-	-			0.003			
0.350	0.000	0.000	0.000		0.604	-	-						-	-			0.000	0.000	0.000		0.004	-	-					-	-			0.004			
0.400	0.000	0.000	0.000		0.554	-	-	0.000	0.000	0.000		0.555	-	-			0.000	0.000	0.000		0.001	-	-	0.000	0.000	0.000		0.001	-	-			0.004		
0.450	0.000	0.000	0.000		0.504	-	-	0.000	0.000	0.000		0.505	-	-			0.000	0.000	0.000		0.001	-	-	0.000	0.000	0.000		0.002	-	-			0.005		
0.500	0.000	0.000	0.000		0.454	-	-	0.000	0.000	0.000		0.456	-	-			0.000	0.000	0.000		0.001	-	-	0.000	0.000	0.000		0.001	-	-			0.005		
0.550	0.000	0.000	0.000		0.404	-	-	0.000	0.000	0.000		0.407	-	-			0.000	0.000	0.000		0.001	-	-	0.000	0.000	0.000		0.001	-	-			0.006		
0.600	0.000	0.000	0.000		0.355	-	-	0.000	0.000	0.000		0.358	-	-			0.000	0.000	0.000		0.001	-	-	0.000	0.000	0.000		0.003	-	-			0.006		
0.650	0.000	0.000	0.000		0.305	-	5	0.000	0.000	0.000		0.312	-	-			0.000	0.000	0.000		0.002	-	-	0.000	0.000	0.000		0.006	-	-			0.007		
0.700	0.000	0.000	0.000		0.256	-	34	0.000	0.000	0.000		0.267	-	-			0.000	0.000	0.000		0.001	-	-	0.000	0.000	0.000		0.011	-	-			0.007		
0.750	0.000	0.000	0.000		0.208	-	-	0.000	0.000	0.000		0.226	-	-			0.000	0.000	0.000		0.003	-	-	0.000	0.000	0.000		0.020	-	-			0.008		
0.800	0.000	0.000	0.000		0.163	-	-	0.000	0.000	0.000		0.189	-	-			0.000	0.000	0.000		0.008	-	-	0.000	0.000	0.000		0.033	-	-			0.008		
0.850	0.000	0.000	0.000		0.123	-	9	0.000	0.000	0.000		0.155	-	-			0.000	0.000	0.000		0.018	-	-	0.000	0.000	0.000		0.049	-	-			0.009		
0.900	0.000	0.000	0.000		0.088	-	9	0.000	0.000	0.000		0.126	-	-			0.000	0.000	0.000		0.034	-	-	0.000	0.000	0.000		0.070	-	-			0.009		
0.950	0.000	0.000	0.000		0.060	-	-	0.000	0.000	0.000		0.100	-	-			0.000	0.000	0.000		0.056	-	-	0.000	0.000	0.000		0.094	-	-			0.010		
1.000	0.000	0.000	0.000		0.040	-	19	0.000	0.000	0.000		0.080	-	-			0.000	0.000	0.000		0.085	-	-	0.000	0.000	0.000		0.124	-	-			0.010		
1.100	0.000	0.000	0.000		0.015	-	-	0.000	0.000	0.000		0.048	-	-			0.000	0.000	0.000		0.160	-	-	0.000	0.000	0.000		0.192	-	-			0.011		
1.200	0.000	0.000	0.000		0.005	-	-	0.000	0.000	0.000		0.028	-	-			0.000	0.000	0.000		0.250	-	-	0.000	0.000	0.000		0.272	-	-			0.012		
1.300	0.000	0.000	0.000		0.001	-	-	0.000	0.000	0.000		0.016	-	-			0.000	0.000	0.000		0.347	-	-	0.000	0.000	0.000		0.360	-	-			0.013		
1.400	0.000	0.000	0.000		0.001	-	-	0.000	0.000	0.000		0.009	-	-			0.000	0.000	0.000		0.446	-	-	0.000	0.000	0.000		0.453	-	-			0.014		
1.500	0.000	0.000	0.000		0.005	-	-	0.000	0.000	0.000		0.005	-	-			0.000	0.000	0.000		0.546	-	-	0.000	0.000	0.000		0.549	-	-			0.015		
Totals:						0	76							0	0	0	0							0	0	0	0								
Number of Trades:						0							0	0							0.00							0	0						

NATIONAL BANK (CR)

(Contract Size: 100 Securities, Exercise Style: American, Physical Delivery)

Call Options																Put Options																			
January 2021								February 2021								Other Months				January 2021								February 2021				Other Months			
Exercise Price	Open price	Price max	Price min	Last price	Closing price	Volume	Open Interest	Open price	Price max	Price min	Last price	Closing price	Volume	Open Interest	Volume	Open Interest	Open price	Price max	Price min	Last price	Closing price	Volume	Open Interest	Open price	Price max	Price min	Last price	Closing price	Volume	Open Interest	Volume	Open Interest	Exercise Price		
0.600						-	-						-	-									-	-									0.006		
0.650	0.000	0.000	0.000		1.61	-	-						-	-			0.000	0.000	0.000		0.001	-	-									0.007			
0.700	0.000	0.000	0.000		1.56	-	-						-	-			0.000	0.000	0.000		0.001	-	-									0.007			
0.750	0.000	0.000	0.000		1.51	-	-						-	-			0.000	0.000	0.000		0.001	-	-									0.008			
0.800	0.000	0.000	0.000		1.46	-	-						-	-			0.000	0.000	0.000		0.001	-	-									0.008			
0.850	0.000	0.000	0.000		1.41	-	-						-	-			0.000	0.000	0.000		0.001	-	-									0.009			
0.900	0.000	0.000	0.000		1.36	-	-						-	-			0.000	0.000	0.000		0.001	-	-									0.009			
0.950	0.000	0.000	0.000		1.31	-	-	0.000	0.000	0.000		1.31	-	-			0.000	0.000	0.000		0.002	-	-	0.000	0.000	0.000		0.001	-	-		0.010			
1.000	0.000	0.000	0.000		1.26	-	-	0.000	0.000	0.000		1.26	-	-			0.000	0.000	0.000		0.001	-	-	0.000	0.000	0.000		0.001	-	-		0.010			
1.100	0.000	0.000	0.000		1.16	-	-	0.000	0.000	0.000		1.16	-	-			0.000	0.000	0.000		0.002	-	-	0.000	0.000	0.000		0.001	-	-		0.011			
1.200	0.000	0.000	0.000		1.06	-	-	0.000	0.000	0.000		1.06	-	-			0.000	0.000	0.000		0.001	-	-	0.000	0.000	0.000		0.001	-	-		0.012			
1.300	0.000	0.000	0.000		0.961	-	-	0.000	0.000	0.000		0.966	-	-			0.000	0.000	0.000		0.001	-	20	0.000	0.000	0.000		0.002	-	-		0.013			
1.400	0.000	0.000	0.000		0.861	-	-	0.000	0.000	0.000		0.869	-	-			0.000	0.000	0.000		0.001	-	20	0.000	0.000	0.000		0.005	-	-		0.014			
1.500	0.000	0.000	0.000		0.761	-	-	0.000	0.000	0.000		0.775	-	-			0.000	0.000	0.000		0.001	-	-	0.000	0.000	0.000		0.011	-	-		0.015			
1.600	0.000	0.000	0.000		0.662	-	-	0.000	0.000	0.000		0.684	-	-			0.000	0.000	0.000		0.001	-	-	0.000	0.000	0.000		0.019	-	-		0.016			
1.700	0.000	0.000	0.000		0.563	-	-	0.000	0.000	0.000		0.597	-	-			0.000	0.000	0.000		0.002	-	-	0.000	0.000	0.000		0.032	-	-		0.017			
1.800	0.000	0.000	0.000		0.467	-	-	0.000	0.000	0.000		0.516	-	-			0.000	0.000	0.000		0.006	-	-	0.000	0.000	0.000		0.051	-	-		0.018			
1.900	0.000	0.000	0.000		0.376	-	-	0.000	0.000	0.000		0.442	-	-			0.000	0.000	0.000		0.014	-	-	0.000	0.000	0.000		0.077	-	-		0.019			
2.000	0.000	0.000	0.000		0.291	-	39	0.000	0.000	0.000		0.375	-	-			0.000	0.000	0.000		0.030	-	20	0.000	0.000	0.000		0.110	-	-		0.020			
2.200	0.000	0.000	0.000		0.157	-	-	0.000	0.000	0.000		0.262	-	-			0.000	0.000	0.000		0.095	-	-	0.000	0.000	0.000		0.196	-	-		0.022			
2.400	0.000	0.000	0.000		0.071	-	13	0.000	0.000	0.000		0.176	-	-			0.000	0.000	0.000		0.210	-	-	0.000	0.000	0.000		0.310	-	-		0.024			
2.600	0.000	0.000	0.000		0.028	-	-	0.000	0.000	0.000		0.114	-	-			0.000	0.000	0.000		0.366	-	-	0.000	0.000	0.000		0.448	-	-		0.026			
2.800	0.000	0.000	0.000		0.009	-	-	0.000	0.000	0.000		0.072	-	-			0.000	0.000	0.000		0.548	-	-	0.000	0.000	0.000		0.606	-	-		0.028			
3.000	0.000	0.000	0.000		0.003	-	-	0.000	0.000	0.000		0.045	-	-			0.000	0.000	0.000		0.741	-	-	0.000	0.000	0.000		0.779	-	-		0.030			
3.200	0.000	0.000	0.000		0.001	-	-	0.000	0.000	0.000		0.028	-	-			0.000	0.000	0.000		0.940	-	-	0.000	0.000	0.000		0.962	-	-		0.032			
Totals:						0	52							0	0	0	0							0	60							0	0	0	0
Number of Trades:						0							0							0							0							0	

OPAP (CR)

(Contract Size: 100 Securities, Exercise Style: American, Physical Delivery)

Exercise Price	Call Options														Put Options														Exercise Price				
	January 2021						February 2021						Other Months		January 2021						February 2021						Other Months						
	Open price	Price max	Price min	Last price	Closing price	Volume	Open Interest	Open price	Price max	Price min	Last price	Closing price	Volume	Open Interest	Volume	Open Interest	Open price	Price max	Price min	Last price	Closing price	Volume	Open Interest	Open price	Price max	Price min	Last price	Closing price		Volume	Open Interest	Volume	Open Interest
4.000						-	-						-	-									-	-									0.040
4.400						-	-						-	-									-	-									0.044
4.800	0.000	0.000	0.000		6.15	-	-						-	-			0.000	0.000	0.000		0.001	-	-									0.048	
5.200	0.000	0.000	0.000		5.75	-	-						-	-			0.000	0.000	0.000		0.003	-	-									0.052	
5.600	0.000	0.000	0.000		5.35	-	-						-	-			0.000	0.000	0.000		0.001	-	-									0.056	
6.000	0.000	0.000	0.000		4.95	-	-						-	-			0.000	0.000	0.000		0.001	-	-									0.060	
6.400	0.000	0.000	0.000		4.56	-	-	0.000	0.000	0.000		4.57	-	-			0.000	0.000	0.000		0.001	-	-	0.000	0.000	0.000		0.001	-	-		0.064	
6.800	0.000	0.000	0.000		4.16	-	-	0.000	0.000	0.000		4.17	-	-			0.000	0.000	0.000		0.001	-	-	0.000	0.000	0.000		0.001	-	-		0.068	
7.200	0.000	0.000	0.000		3.76	-	-	0.000	0.000	0.000		3.77	-	-			0.000	0.000	0.000		0.001	-	-	0.000	0.000	0.000		0.001	-	-		0.072	
7.600	0.000	0.000	0.000		3.36	-	-	0.000	0.000	0.000		3.37	-	-			0.000	0.000	0.000		0.001	-	-	0.000	0.000	0.000		0.001	-	-		0.076	
8.000	0.000	0.000	0.000		2.96	-	-	0.000	0.000	0.000		2.98	-	-			0.000	0.000	0.000		0.001	-	15	0.000	0.000	0.000		0.003	-	-		0.080	
8.400	0.000	0.000	0.000		2.56	-	-	0.000	0.000	0.000		2.58	-	-			0.000	0.000	0.000		0.001	-	-	0.000	0.000	0.000		0.010	-	-		0.084	
8.800	0.000	0.000	0.000		2.16	-	-	0.000	0.000	0.000		2.20	-	-			0.000	0.000	0.000		0.005	-	-	0.000	0.000	0.000		0.026	-	-		0.088	
9.200	0.000	0.000	0.000		1.76	-	-	0.000	0.000	0.000		1.83	-	-			0.000	0.000	0.000		0.001	-	-	0.000	0.000	0.000		0.058	-	-		0.092	
9.600	0.000	0.000	0.000		1.37	-	-	0.000	0.000	0.000		1.49	-	-			0.000	0.000	0.000		0.007	-	-	0.000	0.000	0.000		0.113	-	-		0.096	
10.000	0.000	0.000	0.000		0.989	-	15	0.000	0.000	0.000		1.18	-	5			0.000	0.000	0.000		0.030	-	10	0.000	0.000	0.000		0.200	-	-		0.100	
11.000	0.000	0.000	0.000		0.281	-	26	0.000	0.000	0.000		0.572	-	-			0.000	0.000	0.000		0.322	-	-	0.000	0.000	0.000		0.594	-	-		0.110	
12.000	0.000	0.000	0.000		0.034	-	-	0.000	0.000	0.000		0.232	-	-			0.000	0.000	0.000		1.08	-	-	0.000	0.000	0.000		1.25	-	-		0.120	
13.000	0.000	0.000	0.000		0.002	-	-	0.000	0.000	0.000		0.078	-	-			0.000	0.000	0.000		2.05	-	-	0.000	0.000	0.000		2.10	-	-		0.130	
14.000	0.000	0.000	0.000		0.001	-	-	0.000	0.000	0.000		0.022	-	-			0.000	0.000	0.000		3.05	-	-	0.000	0.000	0.000		3.06	-	-		0.140	
15.000	0.000	0.000	0.000		0.001	-	-	0.000	0.000	0.000		0.005	-	-			0.000	0.000	0.000		4.05	-	-	0.000	0.000	0.000		4.05	-	-		0.150	
16.000	0.000	0.000	0.000		0.001	-	-	0.000	0.000	0.000		0.001	-	-			0.000	0.000	0.000		5.05	-	-	0.000	0.000	0.000		5.05	-	-		0.160	
Totals:						0	41						0	5	0	0						0	25					0	15	0	0		
Number of Trades:						0							0		0							0.00						0		0			



OTE (CR)

(Contract Size: 100 Securities, Exercise Style: American, Physical Delivery)

Exercise Price	Call Options														Put Options														Exercise Price				
	January 2021						February 2021						Other Months		January 2021						February 2021						Other Months						
	Open price	Price max	Price min	Last price	Closing price	Volume	Open Interest	Open price	Price max	Price min	Last price	Closing price	Volume	Open Interest	Volume	Open Interest	Open price	Price max	Price min	Last price	Closing price	Volume	Open Interest	Open price	Price max	Price min	Last price	Closing price		Volume	Open Interest	Volume	Open Interest
8.000						-	-						-	-								-	-										0.080
8.400	0.000	0.000	0.000		4.79	-	-						-	-			0.000	0.000	0.000		0.001	-	-									0.084	
8.800	0.000	0.000	0.000		4.39	-	-						-	-			0.000	0.000	0.000		0.001	-	-									0.088	
9.200	0.000	0.000	0.000		3.99	-	-	0.000	0.000	0.000		4.01	-	-			0.000	0.000	0.000		0.001	-	-	0.000	0.000	0.000		0.001	-	-		0.092	
9.600	0.000	0.000	0.000		3.59	-	-	0.000	0.000	0.000		3.61	-	-			0.000	0.000	0.000		0.001	-	-	0.000	0.000	0.000		0.001	-	-		0.096	
10.000	0.000	0.000	0.000		3.19	-	-	0.000	0.000	0.000		3.21	-	-			0.000	0.000	0.000		0.001	-	-	0.000	0.000	0.000		0.002	-	-		0.100	
11.000	0.000	0.000	0.000		2.19	-	-	0.000	0.000	0.000		2.24	-	-			0.000	0.000	0.000		0.003	-	-	0.000	0.000	0.000		0.027	-	-		0.110	
12.000	0.000	0.000	0.000		1.21	-	-	0.000	0.000	0.000		1.36	-	-			0.000	0.000	0.000		0.020	-	5	0.000	0.000	0.000		0.146	-	-		0.120	
13.000	0.000	0.000	0.000		0.423	-	5	0.000	0.000	0.000		0.696	-	5			0.000	0.000	0.000		0.232	-	5	0.000	0.000	0.000		0.482	-	-		0.130	
14.000	0.000	0.000	0.000		0.072	-	7	0.000	0.000	0.000		0.288	-	5			0.000	0.000	0.000		0.883	-	-	0.000	0.000	0.000		1.07	-	-		0.140	
15.000	0.000	0.000	0.000		0.005	-	-	0.000	0.000	0.000		0.098	-	-			0.000	0.000	0.000		1.82	-	-	0.000	0.000	0.000		1.89	-	-		0.150	
16.000	0.000	0.000	0.000		0.001	-	-	0.000	0.000	0.000		0.027	-	-			0.000	0.000	0.000		2.82	-	-	0.000	0.000	0.000		2.83	-	-		0.160	
17.000	0.000	0.000	0.000		0.001	-	-	0.000	0.000	0.000		0.006	-	-			0.000	0.000	0.000		3.82	-	-	0.000	0.000	0.000		3.82	-	-		0.170	
18.000	0.000	0.000	0.000		0.001	-	-	0.000	0.000	0.000		0.001	-	-			0.000	0.000	0.000		4.82	-	-	0.000	0.000	0.000		4.82	-	-		0.180	
19.000	0.000	0.000	0.000		0.001	-	-	0.000	0.000	0.000		0.001	-	-			0.000	0.000	0.000		5.82	-	-	0.000	0.000	0.000		5.82	-	-		0.190	
Totals:						0	12						0	10	0	0						0	10						0	10	0	0	
Number of Trades:							0						0		0							0.00							0		0		

PIRAEUS BANK (CR)

(Contract Size: 100 Securities, Exercise Style: American, Physical Delivery)

Call Options															Put Options																		
Exercise Price	January 2021						February 2021						Other Months		January 2021						February 2021						Other Months		Exercise Price				
	Open price	Price max	Price min	Last price	Closing price	Volume	Open Interest	Open price	Price max	Price min	Last price	Closing price	Volume	Open Interest	Volume	Open Interest	Open price	Price max	Price min	Last price	Closing price	Volume	Open Interest	Open price	Price max	Price min	Last price	Closing price		Volume	Open Interest	Volume	Open Interest
0.350	0.000	0.000	0.000		0.950	-	-						-	-			0.000	0.000	0.000		0.001	-	-						-	-			0.004
0.400	0.000	0.000	0.000		0.900	-	-						-	-			0.000	0.000	0.000		0.001	-	-						-	-			0.004
0.450	0.000	0.000	0.000		0.850	-	-						-	-			0.000	0.000	0.000		0.001	-	-						-	-			0.005
0.500	0.000	0.000	0.000		0.800	-	-						-	-			0.000	0.000	0.000		0.001	-	-						-	-			0.005
0.550	0.000	0.000	0.000		0.750	-	-						-	-			0.000	0.000	0.000		0.001	-	-						-	-			0.006
0.600	0.000	0.000	0.000		0.700	-	-						-	-			0.000	0.000	0.000		0.001	-	-						-	-			0.006
0.650	0.000	0.000	0.000		0.651	-	-						-	-			0.000	0.000	0.000		0.001	-	-						-	-			0.007
0.700	0.000	0.000	0.000		0.601	-	-						-	-			0.000	0.000	0.000		0.001	-	-						-	-			0.007
0.750	0.000	0.000	0.000		0.551	-	-	0.000	0.000	0.000		0.554	-	-			0.000	0.000	0.000		0.001	-	-	0.000	0.000	0.000		0.002	-	-			0.008
0.800	0.000	0.000	0.000		0.501	-	-	0.000	0.000	0.000		0.507	-	-			0.000	0.000	0.000		0.004	-	-	0.000	0.000	0.000		0.004	-	-			0.008
0.850	0.000	0.000	0.000		0.451	-	-	0.000	0.000	0.000		0.460	-	-			0.000	0.000	0.000		0.001	-	-	0.000	0.000	0.000		0.008	-	-			0.009
0.900	0.000	0.000	0.000		0.401	-	-	0.000	0.000	0.000		0.415	-	-			0.000	0.000	0.000		0.001	-	-	0.000	0.000	0.000		0.013	-	-			0.009
0.950	0.000	0.000	0.000		0.353	-	-	0.000	0.000	0.000		0.372	-	-			0.000	0.000	0.000		0.002	-	-	0.000	0.000	0.000		0.019	-	-			0.010
1.000	0.000	0.000	0.000		0.305	-	-	0.000	0.000	0.000		0.332	-	-			0.000	0.000	0.000		0.004	-	-	0.000	0.000	0.000		0.029	-	-			0.010
1.100	0.000	0.000	0.000		0.217	-	-	0.000	0.000	0.000		0.258	-	-			0.000	0.000	0.000		0.016	-	-	0.000	0.000	0.000		0.055	-	-			0.011
1.200	0.000	0.000	0.000		0.142	-	21	0.000	0.000	0.000		0.196	-	-			0.000	0.000	0.000		0.041	-	-	0.000	0.000	0.000		0.092	-	-			0.012
1.300	0.000	0.000	0.000		0.085	-	30	0.000	0.000	0.000		0.145	-	-			0.000	0.000	0.000		0.084	-	-	0.000	0.000	0.000		0.142	-	-			0.013
1.400	0.000	0.000	0.000		0.048	-	-	0.000	0.000	0.000		0.106	-	10			0.000	0.000	0.000		0.147	-	-	0.000	0.000	0.000		0.202	-	-			0.014
1.500	0.000	0.000	0.000		0.024	-	-	0.000	0.000	0.000		0.076	-	-			0.000	0.000	0.000		0.223	-	-	0.000	0.000	0.000		0.273	-	-			0.015
1.600	0.000	0.000	0.000		0.012	-	-	0.000	0.000	0.000		0.054	-	-			0.000	0.000	0.000		0.311	-	-	0.000	0.000	0.000		0.351	-	-			0.016
1.700	0.000	0.000	0.000		0.005	-	-	0.000	0.000	0.000		0.038	-	-			0.000	0.000	0.000		0.404	-	-	0.000	0.000	0.000		0.434	-	-			0.017
1.800	0.000	0.000	0.000		0.002	-	-	0.000	0.000	0.000		0.026	-	-			0.000	0.000	0.000		0.501	-	-	0.000	0.000	0.000		0.522	-	-			0.018
1.900						-	-						-	-								-	-						-	-			0.019
2.000						-	-						-	-								-	-						-	-			0.020
2.200						-	-						-	-								-	-						-	-			0.022
2.400						-	-						-	-								-	-						-	-			0.024
Totals:						0	51						0	10	0	0					0	0						0	0	0	0		
Number of Trades:						0							0		0						0.00							0		0			

PPC (CR)

(Contract Size: 100 Securities, Exercise Style: American, Physical Delivery)

Exercise Price	Call Options														Put Options																		
	January 2021							February 2021							Other Months		January 2021							February 2021							Other Months		Exercise Price
	Open price	Price max	Price min	Last price	Closing price	Volume	Open Interest	Open price	Price max	Price min	Last price	Closing price	Volume	Open Interest	Volume	Open Interest	Open price	Price max	Price min	Last price	Closing price	Volume	Open Interest	Open price	Price max	Price min	Last price	Closing price	Volume	Open Interest	Volume	Open Interest	
1.400						-	-																										
1.500						-	-																										0.015
1.600						-	-																										0.016
1.700						-	-																										0.017
1.800						-	-																										0.018
1.900						-	-																										0.019
2.000						-	-																										0.020
2.200						-	-																										0.022
2.400						-	-																										0.024
2.600						-	-																										0.026
2.800						-	-																										0.028
3.000						-	-																										0.030
3.200						-	-																										0.032
3.400	0.000	0.000	0.000		4.03	-	-										0.000	0.000	0.000		0.001	-	-									0.034	
3.600	0.000	0.000	0.000		3.83	-	-										0.000	0.000	0.000		0.001	-	-									0.036	
3.800	0.000	0.000	0.000		3.63	-	-										0.000	0.000	0.000		0.002	-	-									0.038	
4.000	0.000	0.000	0.000		3.43	-	-	0.000	0.000	0.000		3.44	-	-			0.000	0.000	0.000		0.001	-	-	0.000	0.000	0.000		0.001	-	-		0.040	
4.400	0.000	0.000	0.000		3.03	-	-	0.000	0.000	0.000		3.04	-	-			0.000	0.000	0.000		0.001	-	-	0.000	0.000	0.000		0.001	-	-		0.044	
4.800	0.000	0.000	0.000		2.63	-	-	0.000	0.000	0.000		2.64	-	-			0.000	0.000	0.000		0.001	-	-	0.000	0.000	0.000		0.001	-	-		0.048	
5.200	0.000	0.000	0.000		2.23	-	-	0.000	0.000	0.000		2.25	-	-			0.000	0.000	0.000		0.002	-	-	0.000	0.000	0.000		0.003	-	-		0.052	
5.600	0.000	0.000	0.000		1.83	-	-	0.000	0.000	0.000		1.86	-	-			0.000	0.000	0.000		0.002	-	-	0.000	0.000	0.000		0.013	-	-		0.056	
6.000	0.000	0.000	0.000		1.44	-	-	0.000	0.000	0.000		1.48	-	-			0.000	0.000	0.000		0.001	-	-	0.000	0.000	0.000		0.037	-	-		0.060	
6.400	0.000	0.000	0.000		1.04	-	17	0.000	0.000	0.000		1.14	-	-			0.000	0.000	0.000		0.008	-	16	0.000	0.000	0.000		0.093	-	-		0.064	
6.800	0.000	0.000	0.000		0.678	-	64	0.000	0.000	0.000		0.835	-	-			0.000	0.000	0.000		0.042	-	5	0.000	0.000	0.000		0.187	-	-		0.068	
7.200	0.000	0.000	0.000		0.378	-	16	0.000	0.000	0.000		0.588	-	5			0.000	0.000	0.000		0.143	-	-	0.000	0.000	0.000		0.339	-	-		0.072	
7.600	0.161	0.161	0.141	0.141	0.141	3	35	0.000	0.000	0.000		0.395	-	5			0.000	0.000	0.000		0.338	-	1	0.000	0.000	0.000		0.545	-	-		0.076	
8.000	0.000	0.000	0.000		0.066	-	4	0.000	0.000	0.000		0.252	-	51			0.000	0.000	0.000		0.631	-	-	0.000	0.000	0.000		0.803	-	-		0.080	
8.400	0.000	0.000	0.000		0.020	-	-	0.000	0.000	0.000		0.153	-	-			0.000	0.000	0.000		0.986	-	-	0.000	0.000	0.000		1.10	-	-		0.084	
8.800	0.000	0.000	0.000		0.005	-	-	0.000	0.000	0.000		0.089	-	-			0.000	0.000	0.000		1.37	-	-	0.000	0.000	0.000		1.44	-	-		0.088	
9.200	0.000	0.000	0.000		0.001	-	-	0.000	0.000	0.000		0.050	-	-			0.000	0.000	0.000		1.77	-	-	0.000	0.000	0.000		1.80	-	-		0.092	
9.600	0.000	0.000	0.000		0.001	-	-	0.000	0.000	0.000		0.027	-	-			0.000	0.000	0.000		2.17	-	-	0.000	0.000	0.000		2.18	-	-		0.096	
Totals:						3	136						0	61	0	0						3	22					0	10	0	0		
Number of Trades:						2							0		0							0.00						0		0			

Lending Products	Underlying Title	Multilateral Transactions[1]					Bilateral Transactions[2]		Stock Borrowing through OTC (volume)[3]
		Open Interest[5]	Volume(Offered)	Average Weighted	Transactions volume	Average Weighted	Transactions Volume	Average Weighted	Transactions Volume
ADMIEBOR	ADMIE (IPTO) HOLDING S.A. (CR)	1,476	112,997	5.31%	---	---	---	---	225,769
AEGNBOR	AEGEAN AIRLINES (CR)	1,850	3,925	4.68%	---	---	---	---	106,789
ALPHABOR	ALPHA BANK (CR)	54,749	138,543	5.31%	---	---	---	---	40,584,359
ALMYBOR	ALUMIL (CR)	---	---	---	---	---	---	---	---
TATTBOR	ATTICA BANK S.A. (CR)	14,300	78	5.34%	---	---	---	---	370
EEEBOR	CC HBC AG (CR)	907	1,179	5.31%	---	---	---	---	70,546
CENERBOR	CENERGY HOLDINGS (CB)	---	21,841	5.31%	---	---	---	---	---
ELLAKTORBOR	ELLAKTOR (CR)	17,147	74,698	3.31%	3,596	2.65%	---	---	176,898
EUROBBOR	EUROBANK HOLDINGS (CR)	54,457	411,179	5.31%	---	---	1,500,000	10.00%	55,494,438
EYDAPBOR	EYDAP S.A. (CR)	---	4,958	5.31%	---	---	---	---	255,864
FFGRPBOR	FOLLI FOLLIE (CR)	---	---	---	---	---	---	---	1,067,847
FOYRKBOR	FOURLIS (CR)	1,400	3,838	5.31%	---	---	---	---	32,408
GEKTERNABOR	GEK TERNA (CR)	---	34,614	5.31%	---	---	---	---	26,852
SARBOR	GR. SARANTIS S.A. (CR)	---	---	---	---	---	---	---	18,390
EXAEBOR	HELLENIC EXCHANGES-A.S.E. (CR)	1,000	494,701	5.31%	---	---	---	---	320,936
ELPEBOR	HELLENIC PETROLEUM (CR)	---	62,073	5.31%	---	---	---	---	192,591
INTRKBOR	INTRACOM HOLDINGS (CR)	---	104,227	5.31%	---	---	---	---	---
BELABOR	JUMBO SA (CR)	12,200	189,100	5.31%	---	---	---	---	164,688
LAMDABOR	LAMDA DEVELOPMENT SA (CR)	1,000	3,730	5.31%	1,000	4.10%	---	---	---
MIGBOR	MARFIN INVESTMENT GROUP (CR)	---	55,643	5.31%	---	---	---	---	794,474
MOHBOR	MOTOR OIL (CR)	1,000	27,227	5.31%	---	---	---	---	428,619
MYTILBOR	MYTILINEOS (CR)	17,500	152,750	5.31%	---	---	---	---	39,243
ETEBOR	NATIONAL BANK (CR)	7,408	55,914	5.31%	---	---	---	---	10,682,263
OPAPBOR	OPAP (CR)	5,332	198,831	5.31%	---	---	---	---	1,388,950
HTOBOR	OTE (CR)	3,000	103,079	5.31%	---	---	---	---	578,426
PPABOR	P.P.A. S.A. (CR)	4,171	161	5.32%	---	---	---	---	10,701
TPEIRBOR	PIRAEUS BANK (CR)	15,634	16,699	5.31%	---	---	---	---	16,578,921
PLAISBOR	PLAISIO COMPUTERS SA (CR)	---	---	---	---	---	---	---	4,000
PPCBOR	PPC (CR)	---	33,506	5.31%	---	---	---	---	5,017,567
QUALBOR	QUALITY & RELIABILITY SA (CR)	---	---	---	---	---	---	---	---
TENERGYBOR	TERNA ENERGY (CR)	7,990	22,296	5.31%	---	---	---	---	63,378

## Stock Lending Notes

[1] - Multilateral contracts Lending or Borrowing as per Methods 8-1, 8-2 and 8-3-3 (According to ATHEX BoD Resolution No.17)

[2] - Bilateral Contracts Lending or Borrowing as per Methods 8-3-1 and 8-3-2 (According to ATHEX BoD Resolution No.20 )

[3] - The information concerning OTC Stock Borrowing Transactions is based on the statements of the Dematerialised Securities System (DSS) operators involved and refers to volumes that have been registered up until the previous working day.

[4] - Average Price (Volume weighted)

[5] - The Data concerning Open Interest before the start of trading session

Lending Products	Underlying Title	Open Interest[5]	Multilateral Transactions[1]				Bilateral Transactions[2]		Stock Borrowing through OTC (volume)[3]	
			Volume(Offered)	Average Weighted	Transactions volume	Average Weighted	Transactions Volume	Average Weighted	Transactions Volume	
TITCBOR	TITAN CEMENT (CB)	---	109,427	5.31%	---	---	---	---	271,407	
VIOBOR	VIOHALCO SA/NV (CB)	841	56,370	5.31%	---	---	---	---	---	

## Stock Lending Notes

[1] - Multilateral contracts Lending or Borrowing as per Methods 8-1, 8-2 and 8-3-3 (According to ATHEX BoD Resolution No.17)

[2] - Bilateral Contracts Lending or Borrowing as per Methods 8-3-1 and 8-3-2 (According to ATHEX BoD Resolution No.20 )

[3] - The information concerning OTC Stock Borrowing Transactions is based on the statements of the Dematerialised Securities System (DSS) operators involved and refers to volumes that have been registered up until the previous working day.

[4] - Average Price (Volume weighted)

[5] - The Data concerning Open Interest before the start of trading session

## Sectors codification for listed companies

12003 -	ETF	10101010	Computer Services
10101015	Software	10102030	Computer Hardware
15101010	Telecommunications Equipment	15102015	Telecommunications Services
20101010	Health Care Facilities	20101025	Health Care Services
20102010	Medical Equipment	20103015	Pharmaceuticals
30101010	Banks	30202000	Diversified Financial Services
30202010	Asset Managers & Custodians	30202015	Investment Services
30302010	Full Line Insurance	30302015	Insurance Brokers
35101010	Real Estate Holding and Development	35101015	Real Estate Services
35102000	Diversified REITs	35102030	Office REITs
40201040	Rental & Leasing Services: Consumer	40202010	Home Construction
40202015	Household Furnishings	40202020	Household Appliance
40203040	Electronic Entertainment	40203045	Toys
40204020	Clothing & Accessories	40301010	Entertainment
40301030	Publishing	40301035	Radio & TV Broadcasters
40401010	Diversified Retailers	40401020	Apparel Retailers
40401025	Home Improvement Retailers	40401030	Specialty Retailers
40501010	Airlines	40501015	Travel & Tourism
40501020	Casinos & Gambling	40501025	Hotels & Motels
45101015	Distillers & Vintners	45101020	Soft Drinks
45102010	Farming Fishing Ranching & Plantations	45102020	Food Products
45103010	Tobacco	45201010	Food Retailers & Wholesalers
45201020	Personal Products	50101010	Construction
50101030	Cement	50101035	Building Materials: Other
50202010	Electrical Components	50203000	Diversified Industrials
50203015	Plastics	50203030	Containers & Packaging
50204000	Machinery: Industrial	50204020	Machinery: Construction & Handling
50205010	Industrial Suppliers	50205020	Back Office Support HR & Consulting
50205030	Forms & Bulk Printing Services	50206015	Commercial Vehicles & Parts
50206030	Marine Transportation	50206060	Transportation Services
55101000	Diversified Materials	55101020	Textile Products
55102000	General Mining	55102010	Iron & Steel
55102015	Metal Fabricating	55102035	Aluminum
60101000	Integrated Oil & Gas	60101020	Oil Refining and Marketing
65101010	Alternative Electricity	65101015	Conventional Electricity
65102030	Water		



**ATHEX**  
Athens Stock Exchange

Λεωφ. Αθηνών 110 104 42 Αθήνα  
110, Athinon Ave. GR 104 42 Athens  
tel. (+30)210-33.66.800, fax (+30)210-33.66.101  
[www.athexgroup.gr](http://www.athexgroup.gr)