

20

**Ημερήσιο Δελτίο
Συναλλακτικής Δραστηριότητας**

Daily Official List
of Trading Activity

Monday, 28 December, 2020
Year: 141 Trading Day No: 246



ATHEXGROUP
Athens Exchange Group

Disclaimer:

Hellenic Exchanges-Athens Stock Exchange S.A endeavours to ensure that the data and other material ("Information") presented on the Daily Official List are accurate and complete, but it is not liable for any errors or omissions of data or /and for the accuracy, credibility, updating and completeness of the aforesaid information nor it has any liability arising directly or indirectly from the use of the above Information.

The Company is not liable for the accuracy of the data included in listed companies' announcements. Only the sender of such an announcement is fully and solely liable for any infringement of third party's rights from the content of such announcement. All contents of the Daily Official List are provided only for information purposes and do not constitute investment advice or solicitation to invest in securities or other products listed for trading on the Exchange.

You acknowledge and agree that the Company is the owner of any property rights related to any Information appearing on the Daily Official List including intellectual property rights copyright, trademarks, etc.

The above data are a property of the Hellenic Exchanges-Athens Exchange and are copyright protected. Users are forbidden to reproduce, modify, copy, sale, transmit or redistribute, by all reproduction means and methods, part or the whole of the above data, without reference to their source.

The commercial exploitation of these data is, also, forbidden by third parties. Hellenic Exchanges-Athens Exchange does not carry any responsibility, direct or indirect, derived from usage or accidental alteration of the above data when used by third parties.

Hellenic Exchanges – Athens Stock Exchange S.A.

110 Athinon Ave., 10442 Athens, Tel: (210) 33.66.800, Fax: (210) 32.13.938

www.athexgroup.gr

Thessalonica Stock Exchange Center (T.S.E.C)

16-18 Katouni Str., Thessalonica 546 25 Tel: (2310) 567.667, Fax: (2310) 530.545

Athex Members Guarantee Fund

14-16 Fidiou Str., Athens 106 78, Tel: (210) 33.04.682, Fax: (210) 33.04.155

Hellenic Republic Capital Market Commission

1 Kolokotroni Str. & 1 Stadiou Str., Athens 10562 Tel: (210) 33.77.100 Fax: (210) 33.77.173

Table of Contents

Section 1: Statistical Figures of Securities, Derivatives and Lending

Summary of Markets

Athex Indices

Analytic Figures for Athex Market's Boards and Categories

Trading Details by Athex Sectors and Financial Instruments (ETFs)

Top 10 best & worst performing Shares

Derivatives Summary

Section 2: Analytic Figures of Shares Transactions

Analytic Figures of Shares Transactions

Shares' Notes

Section 3: Figures of Securities Transactions

Securities Blocks Details

Shares Rights Details

Stock Borrowing

Securities Forced Sales

Forced Sales Registered Shares

Exchange Traded Funds (ETFs) Characteristics

Section 5: Bonds traded in Fixed Income Assets Market

Convertible Corporate Bonds - Regulated Market

Non Convertible Corporate Bonds - Regulated Market

Government Bonds

Treasury Bills & Zero Coupon Government Bonds

Government Bonds Traded with the Open Outcry Method

State Banks Bonds

Section 6: Additional Infos

Athex & ATHEXClear Members List

List of Stocks under Market Making operations

Section 7: Derivatives Market Analytic Figures

Index Futures

Stock Futures

Index Options

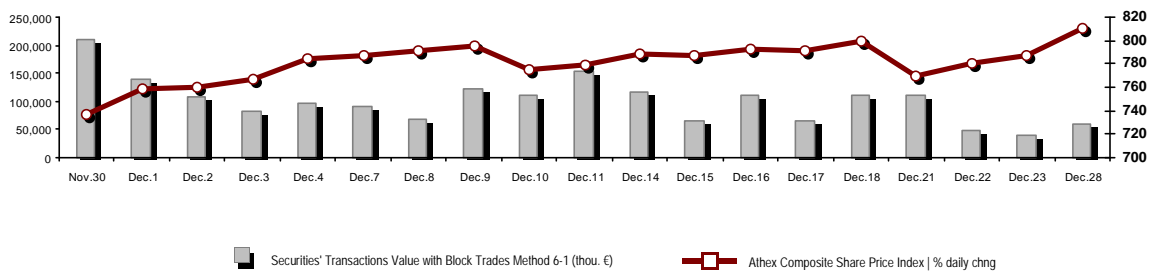
Stock Options

Stock Lending Analytic Figures

Appendix A: Sectors codification for listed companies

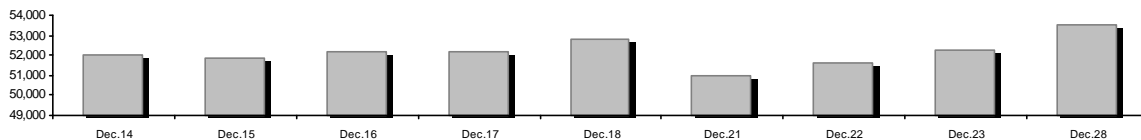
Summary of Markets

Athex Composite Share Price Index vs Shares and Derivatives Transactions Value

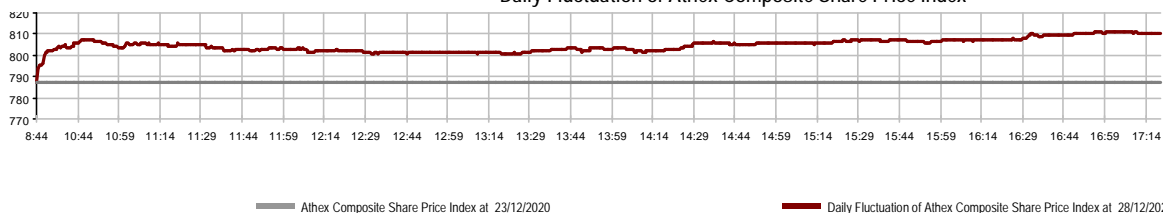


Athex Capitalisation (mill. €) **:	53,514.75		Derivatives Total Open Interest	315,654
Daily change: mill. € %	1,248.66	2.39%	in Index Futures % daily chng	5,660 4.22%
Yearly Avg Capitalisation: mill. € % chng prev year Avg	47,317.06	-13.63%	in Stock Futures % daily chng	308,635 -1.05%
Athex Composite Share Price Index % daily chng	810.44	2.92%	in Index Options % daily chng	826 13.77%
Athex Composite Share Price Index Capitalisation (mill. €)	47,852.30		in Stock Options % daily chng	533 0.00%
Daily change (mill. €)	1,184.37			
Securities' Transactions Value with Block Trades Method 6-1 (t)	59,705.73		Derivatives Contracts Volume:	45,135
Daily change: %	18,564.68	45.12%	Daily change: pieces %	21,838 93.74%
YtD Avg Trans. Value: thou. € % chng prev year Avg	64,147.47	-2.52%	YtD Avg Derivatives Contracts % chng prev year Avg	40,288 -3.83%
Blocks Transactions Value of Method 6-1 (thou. €)	621.28		Derivatives Trades Number:	2,913
Blocks Transactions Value of Method 6-2 & 6-3 (thou. €)	35.68		Daily change: number %	1,372 89.03%
Bonds Transactions Value (thou.€)	604.95		YtD Avg Trades number % chng prev year Avg	2,668 -6.35%
Securities' Transactions Volume with Block Trades Method 6-1 (th	37,283.01		Lending Total Open Interest	277,983
Daily change: thou. pieces %	15,697.03	72.72%	Daily change: pieces %	822 0.30%
YtD Avg Volume: % chng prev year Avg	41,289.80	30.05%	Lending Volume (Multilateral/Bilateral)	58,832
Blocks Transactions Volume of Method 6-1 (thou. Pieces)	48.12		Daily change: pieces %	-15,460
Blocks Transactions Volume of Method 6-2 & 6-3 (thou. Pieces)	36.66		Multilateral Lending	58,832
Bonds Transactions Volume	601,000		Bilateral Lending	0
Securities' Trades Number with Block Trades Method 6-1	36,567		Lending Trades Number:	14
Daily change: number %	14,728	67.44%	Daily change: %	2
YtD Avg Trades number % chng prev year Avg	32,718	20.51%	Multilateral Lending Trades Number	14
Number of Blocks Method 6-1	1		Bilateral Lending Trades Number	0
Number of Blocks Method 6-2 & 6-3	2			
Number of Bonds Transactions	66			

Athex Capitalisation (mill. €) **



Daily Fluctuation of Athex Composite Share Price Index



Athex Indices

Index name	28/12/2020	23/12/2020	pts.	%	Min	Max	Year min	Year max	Year change
Athex Composite Share Price Index	810.44 #	787.48	22.96	2.92%	787.48	811.08	469.55	949.20	-11.59% €
FTSE/Athex Large Cap	1,943.14 #	1,884.05	59.09	3.14%	1,884.05	1,945.11	1,135.79	2,371.26	-15.44% €
FTSE/Athex Mid Cap Index	1,092.77 #	1,065.40	27.37	2.57%	1,065.40	1,092.77	659.09	1,298.86	-8.57% €
FTSE/ATHEX-CSE Banking Index	398.56 #	374.07	24.49	6.55%	374.07	398.56	167.93	673.55	-40.51% €
FTSE/ATHEX High Dividend Yield Index	2,712.97 #	2,655.37	57.60	2.17%	2,655.37	2,716.69	1,730.40	3,015.23	-7.77% €
FTSE/ATHEX Global Traders Index Plus	2,079.93 #	2,044.23	35.70	1.75%	2,044.23	2,084.93	1,269.53	2,435.50	-10.30% €
FTSE/ATHEX Mid & Small Cap Factor-Weighted Ind	3,023.67 #	2,982.91	40.76	1.37%	2,982.91	3,026.34	2,028.59	3,205.70	1.61% #
ATHEX Select Index Plus	3,070.21 #	3,007.42	62.79	2.09%	3,007.42	3,074.01	1,698.34	3,182.42	2.42% #
ATHEX Select Index	2,899.09 #	2,833.00	66.09	2.33%	2,833.00	2,906.21	1,734.15	3,581.16	-11.42% €
FTSE/Athex Market Index	474.99 #	462.55	12.44	2.69%	462.55	475.76	282.92	587.56	-16.50% €
FTSE Med Index	4,400.83 #	4,354.61	46.22	1.06%			3,062.99	5,342.28	-11.61% €
Athex Composite Index Total Return Index	1,362.93 #	1,324.31	38.62	2.92%	1,324.31	1,364.01	770.25	1,557.05	-8.86% €
FTSE/Athex Large Cap Total Return	2,982.54 #	2,863.15	119.39	4.17%			1,760.89	3,542.27	-12.62% €
FTSE/Athex Mid Cap Total Return	1,371.71 #	1,345.19	26.52	1.97%			818.92	1,582.98	-5.85% €
FTSE/ATHEX-CSE Banking Total Return Index	349.13 #	326.09	23.04	7.07%			155.77	588.56	-40.49% €
Hellenic Mid & Small Cap Index	1,200.90 #	1,175.75	25.15	2.14%	1,175.75	1,201.72	701.19	1,312.90	-4.20% €
FTSE/Athex Banks	526.59 #	494.24	32.35	6.55%	494.24	526.59	221.87	889.92	-40.51% €
FTSE/Athex Insurance	1,873.54 ~	1,873.54	0.00	0.00%	1,873.54	1,913.40	1,076.29	2,088.80	-7.48% €
FTSE/Athex Financial Services	766.63 #	743.09	23.54	3.17%	743.09	768.90	480.39	1,123.81	-23.10% €
FTSE/Athex Industrial Goods & Services	2,896.50 #	2,875.31	21.19	0.74%	2,874.34	2,911.94	1,302.84	2,940.77	13.08% #
FTSE/Athex Retail	48.14 #	47.10	1.04	2.21%	47.10	48.24	38.18	75.77	-30.87% €
FTSE/ATHEX Real Estate	4,809.48 #	4,806.72	2.76	0.06%	4,761.79	4,887.70	2,945.19	5,826.74	-12.00% €
FTSE/Athex Consumer Goods & Services	7,801.13 #	7,653.18	147.95	1.93%	7,653.18	7,882.81	5,596.91	10,280.00	-20.48% €
FTSE/Athex Food & Beverage	9,862.67 €	9,875.77	-13.10	-0.13%	9,736.58	9,989.70	5,768.28	13,004.12	-12.44% €
FTSE/Athex Basic Resources	6,122.86 #	5,925.55	197.31	3.33%	5,925.55	6,122.86	2,713.19	7,435.44	-5.19% €
FTSE/Athex Construction & Materials	2,726.81 #	2,691.63	35.18	1.31%	2,691.63	2,751.63	1,403.78	3,344.96	-11.56% €
FTSE/Athex Energy	3,038.08 #	2,954.24	83.84	2.84%	2,954.24	3,038.08	2,039.22	5,154.35	-39.82% €
FTSE/Athex Travel & Leisure	1,730.44 #	1,662.48	67.96	4.09%	1,662.48	1,731.92	904.20	2,084.49	-10.79% €
FTSE/Athex Technology	1,025.53 #	996.55	28.98	2.91%	994.89	1,026.15	537.98	1,029.21	13.89% #
FTSE/Athex Telecommunications	3,700.80 #	3,571.09	129.71	3.63%	3,571.09	3,714.40	2,480.07	4,027.57	-5.72% €
FTSE/Athex Utilities	4,612.78 #	4,476.28	136.50	3.05%	4,476.28	4,622.46	1,865.80	4,622.46	44.81% #
FTSE/Athex Health Care	445.53 #	438.53	7.00	1.60%	438.53	445.53	377.88	508.96	-11.75% €
Athex All Share Index	187.89 #	183.49	4.41	2.40%	187.89	187.89	122.81	223.49	-12.87% €
Hellenic Corporate Bond Index	121.81 €	121.85	-0.03	-0.03%			106.56	121.86	1.28% #
Hellenic Corporate Bond Price Index	93.72 €	93.75	-0.03	-0.04%			84.04	96.15	-2.08% €

Note 1: FTSE/Med 100, Hellenic Corporate Bond Price Index and Hellenic Corporate Bond Index closing prices refer to the previous trading day of 22/12/2020.

Note 2: The Hellenic Mid & Small Cap Index is a Customized index calculated by the Athens Exchange.

Analytic Figures for Athex Market's Boards and Categories

	Total Traded Securities	Main Market	Surveillance	Exchange Traded Funds (ETFs)
Totals	136	119	16	1
Gain / Lose / Same:	100 / 11 / 25	93 / 10 / 16	6 / 1 / 9	1 / 0 / 0
Athex Capitalisation (mill. €) **	53,514.75	53,188.74	326.01	
Daily Average Trans/ons Value(thou.€)	64,147.47	64,116.33	81.12	40.43
Transactions Value	59,741.41	59,546.29	188.87	6.26
Main Board:	59,084.45	58,889.33	188.87	6.26
Blocks Board 6_2_3:	656.96	656.96	0.00	0.00
Forced Sales Board:	0.00	0.00	0.00	0.00
Special Terms Board:	0.00	0.00	0.00	0.00
Daily Average Transactions Volume	41,289,803	40,724,361	593,405	2,226
Transactions Volume	37,319,672	36,142,913	1,176,438	321
Main Board:	37,234,886	36,058,127	1,176,438	321
Blocks Board 6_2_3:	84,786	84,786	0	0
Forced Sales Board:	0	0	0	0
Special Terms Board:	0	0	0	0
Daily Average Number of Trades	32,718	32,564	152	3
Number of Trades	36,569	36,232	334	3
Main Board:	36,566	36,229	334	3
Blocks Board 6_2_3:	3	3	0	0
Forced Sales Board:	0	0	0	0
Special Terms Board:	0	0	0	0

Trading Details by Athex Sectors and Financial Instruments (ETFs)

Code	Sectors	Gain / Lose / Same	Number of Trades	Transactions Volume	Transactions Value	% of Total Trans. Value
3010	- Banks	6 / 0 / 0	17,005	26,190,163	27,016,376.65	45.22%
5510	- Basic Resources	11 / 1 / 3	914	355,207	930,576.89	1.56%
5010	- Construction & Materials	9 / 3 / 1	2,624	1,329,115	3,757,536.60	6.29%
4020	- Consumer Products & Services	4 / 1 / 5	992	708,632	1,491,304.36	2.50%
6010	- Energy	3 / 0 / 0	1,650	337,239	2,556,864.14	4.28%
12000	- Financial Instruments	1 / 0 / 0	3	321	6,255.03	0.01%
3020	- Financial Services	3 / 0 / 0	1,043	3,558,678	735,096.35	1.23%
4510	- Food Beverage & Tobacco	7 / 1 / 2	340	71,562	742,483.07	1.24%
2010	- Health Care	3 / 1 / 0	55	21,766	22,511.88	0.04%
5020	- Industrial Goods & Service	18 / 1 / 4	1,923	815,846	3,234,003.75	5.41%
3030	- Insurance	0 / 0 / 1	103	24,158	114,679.51	0.19%
4030	- Media	1 / 0 / 1	42	19,633	5,699.56	0.01%
4520	- Personal Care, Drug & Grocery Stores	3 / 0 / 0	195	30,665	168,985.24	0.28%
3510	- Real Estate	6 / 1 / 2	861	274,739	1,507,085.46	2.52%
4040	- Retail	4 / 1 / 2	689	314,073	1,173,603.06	1.96%
1010	- Technology	8 / 1 / 1	904	449,462	759,476.49	1.27%
1510	- Telecommunications	5 / 0 / 0	1,886	540,089	4,562,939.39	7.64%
4050	- Travel & Leisure	4 / 0 / 2	1,999	1,193,728	3,980,838.77	6.66%
6510	- Utilities	4 / 0 / 1	3,341	1,084,596	6,975,091.77	11.68%

Top 10 best & worst performing Shares

Main Market

With positive Price change	Closing price	change	With negative Price change	Closing price	change
ILYDA S.A. (CR)	0.7	19.66% #	ELLAKTOR (CR)	1.65	-4.01% €
PASAL DEVELOPMENT S.A. (CR)	1.6	15.11% #	QUALITY & RELIABILITY SA (CR)	0.261	-3.33% €
PIRAEUS BANK (CR)	1.23	15.06% #	MOTODYNAMICS S.A. (CR)	1.16	-1.70% €
KLOUKINAS - LAPPAS SA (CR)	0.622	13.92% #	TECHNICAL OLYMPIC SA (CR)	1.41	-1.26% €
IDEAL GROUP SA (CR)	2.36	12.38% #	ATHENS MEDICAL CENTER SA (CR)	1.455	-1.02% €
ALUMIL (CR)	1.325	9.96% #	EKTER SA (CR)	0.896	-0.77% €
LOGISMOS S.A. (CR)	0.67	9.84% #	CRETE PLASTICS SA (CR)	14.95	-0.66% €
AEGEAN AIRLINES (CR)	5.48	9.60% #	BRIQ PROPERTIES (CR)	1.945	-0.26% €
CPI SA (CR)	0.55	7.84% #	CC HBC AG (CR)	26.36	-0.15% €
ALPHA BANK (CR)	0.97	7.18% #			
With the highest Transactions Value	Value (thou. €)	change	With the highest Transactions Volume	Volume	change
ALPHA BANK (CR)	10,487.56	7.18% #	ALPHA BANK (CR)	11,004,006	7.18% #
NATIONAL BANK (CR)	7,635.00	6.03% #	EUROBANK HOLDINGS (CR)	7,544,018	4.66% #
EUROBANK HOLDINGS (CR)	4,527.46	4.66% #	PIRAEUS BANK (CR)	3,449,264	15.06% #
OTE (CR)	4,399.76	3.64% #	NATIONAL BANK (CR)	3,404,721	6.03% #
PIRAEUS BANK (CR)	4,008.38	15.06% #	MARFIN INVESTMENT GROUP (CR)	3,395,699	3.86% #
PPC (CR)	3,801.73	4.90% #	ATTICA BANK S.A. (CR)	777,154	3.26% #
OPAP (CR)	2,931.48	3.71% #	DROMEAS SA (CR)	528,967	0.00% -
MYTILINEOS (CR)	2,168.58	0.69% #	ELLAKTOR (CR)	524,330	-4.01% €
TERNA ENERGY (CR)	1,916.28	1.41% #	PPC (CR)	508,837	4.90% #
GEK TERNA (CR)	1,808.72	3.06% #	ADMIE (IPTO) HOLDING S.A. (CR)	391,558	2.72% #

Note: Stocks that are not included in the "Low Dispersion" and "Under Supervision" categories, and the transactions value is more than 10,000 €.

Derivatives Summary

	Number of Trades	Volume	Open Interest
Index Futures	324	1,569	5,660
FTSE/Athex Large Cap	324	1,569	5,660
Stock Futures	2,552	43,296	308,635
ADMIE (IPTO) HOLDING S.A. (CR)	69	443	6,305
ALPHA BANK (CR)	525	14,032	67,759
ATTICA BANK S.A. (CR)	6	24	128
CC HBC AG (CR)	5	9	110
CENERGY HOLDINGS (CB)	21	37	6,415
ELLAKTOR (CR)	122	1,145	2,830
EUROBANK HOLDINGS (CR)	147	3,613	51,008
EYDAP S.A. (CR)	1	3	299
FOURLIS (CR)	11	18	307
GEK TERNA (CR)	149	690	4,526
HELLENIC EXCHANGES-A.S.E. (CR)	81	159	2,744
HELLENIC PETROLEUM (CR)	34	77	2,331
INTRACOM HOLDINGS (CR)	4	8	1,247
JUMBO SA (CR)	6	26	384
LAMDA DEVELOPMENT SA (CR)	43	108	1,397
MARFIN INVESTMENT GROUP (CR)	28	2,413	47,556
MOTOR OIL (CR)	48	123	2,135
MYTILINEOS (CR)	35	79	3,221
NATIONAL BANK (CR)	388	7,746	31,245
OPAP (CR)	62	277	1,999
OTE (CR)	97	327	5,768
P.P.A. S.A. (CR)	1	5	361
PIRAEUS BANK (CR)	422	10,833	51,898
PPC (CR)	187	859	11,534
TERNA ENERGY (CR)	10	59	333
TITAN CEMENT (CB)	27	121	680
VIOHALCO SA/NV (CB)	23	62	4,115
Index Options	15	205	826
FTSE/Athex Large Cap	15	205	826
Stock Options	22	65	533
ALPHA BANK (CR)	3	8	72
NATIONAL BANK (CR)	9	18	119
OPAP (CR)	1	5	86
OTE (CR)	0	0	45
PIRAEUS BANK (CR)	0	0	40
PPC (CR)	9	34	171
Total Derivatives Traded	2,913	45,135	315,654

Number of Outstanding Securities	Nominal Value	Dividends [1]			Date of Last Coupon		Note	Shares	Closing price	% change	Previous closing price/date	Open price	Price min	Price max	Last price	Avg price	Last Bid [7]	Last Ask [7]	P/E after tax	Year	Volume	Trades	Transactions Value[8]	Company Mkt Value (thou. €)	Year low	Year high	Sector[4]	
		2017	2018	2019	Dividend [2]	Right																						
13,582,223	1.35	---	---	---	24/06/2008	02/02/2016	4887	SIDMA STEEL (CR)	0.7	12.00 #	0.625	23/12/2020	0.72	0.7	0.72	0.7	0.709	500@0.650	6038@0.710	---	---	9,975	19	7,076.92	9,507.56	0.192	0.72	55102010
766,000	1.00	---	---	---	01/07/2004	11/12/2012	5193	TRIA ALFA SA (CR)	7	---	7	23/12/2020	---	---	---	---	---	100@7.35	44.23	2019	---	---	---	5,954.90	1.44	7	55101020	
245,000	1.00	---	---	---	19/07/2010	11/12/2012	5194	TRIA ALFA SA (PR)	2.42	---	2.42	23/12/2020	2.42	2.42	2.42	2.42	150@1.96	225@2.42	15.29	2019	75	1	181.50	5,954.90	0.9	4.62	55101020	

Suspension Status

20,255,805	0.300	---	---	---	22/08/2006	02/08/2010	5136	AXON HOLDING SA (CR)	0.058	---	0.058	28/04/2017	---	---	---	---	---	---	---	---	---	---	---	---	1,174.84	0.058	0.058	20101010
5,867,311	0.300	---	---	---	11/08/2010	28/04/2017	5243	DIONIC (CR)	0.11	---	0.11	30/06/2020	---	---	---	---	---	---	---	---	---	---	---	---	645.40	0.096	0.244	50205010
21,820,410	0.800	---	---	---	22/05/2008	02/08/2011	5174	EUROMEDICA SA (CR)	0.448	---	0.448	30/04/2018	---	---	---	---	---	---	---	---	---	---	---	---	9,775.54	0.448	0.448	20101010
66,948,210	0.300	---	---	---	22/09/2015	22/09/2015	5179	FOLLI FOLLIE (CR)	4.8	---	4.8	24/05/2018	---	---	---	---	---	---	---	---	---	---	---	---	321,351.41	4.8	4.8	40401030
12,417,000	0.310	---	0.0205	---	27/08/2019	28/08/2017	5233	MLS MULTIMEDIA SA (CR)	0.57	---	0.57	12/05/2020	---	---	---	---	---	---	---	---	---	---	---	---	7,077.69	0.475	1.51	10101015
33,301,715	0.320	---	---	---	27/06/2003	08/07/2009	5241	AEGEK (CR)	0.035	---	0.035	25/06/2020	---	---	---	---	---	---	---	---	---	---	---	---	1,165.56	0.0245	0.06	50101010
77,126,446	0.340	---	---	---	23/05/2005	18/08/2011	5206	G.E. DIMITRIOU (CR)	0.0125	---	0.0125	30/04/2019	---	---	---	---	---	---	---	---	---	---	---	---	964.08	0.0125	0.0125	40202020
6,000,000	0.600	---	---	---	13/06/2008	08/04/2004	5172	EUROBROKERS S.A. (CR)	0.008	---	0.008	27/04/2018	---	---	---	---	---	---	---	---	---	---	---	---	48.00	0.008	0.008	30302015
7,085,888	1.59	---	---	---	02/07/1996	06/09/2010	5216	ELVIEMEK (CR)	2.6	---	2.6	30/09/2019	---	---	---	---	---	---	---	---	---	---	---	---	18,423.31	2.6	2.6	35101010
25,179,640	0.600	---	---	---	08/08/1994	19/09/2000	5191	J.BOUTARIS & SON (CR)	0.026	---	0.026	01/10/2018	---	---	---	---	---	---	---	---	---	---	---	---	742.45	0.026	0.026	45101015
1,540,000	0.600	---	---	---	08/08/1994	19/09/2000	5192	J.BOUTARIS & SON (PR)	0.057	---	0.057	01/10/2018	---	---	---	---	---	---	---	---	---	---	---	---	742.45	0.057	0.057	45101015
24,619,524	0.500	---	---	---	10/10/1986	30/12/2002	4914	KERAMIA-ALLATINI (CR)	0.088	---	0.088	30/08/2012	---	---	---	---	---	---	---	---	---	---	---	---	2,166.52	0.088	0.088	35101010
31,543,600	0.420	---	---	---	19/07/2010	19/12/2018	5205	KRETA FARM SA (CR)	1.085	---	1.085	30/04/2019	---	---	---	---	---	---	---	---	---	---	---	---	34,224.81	1.085	1.085	45102020
23,935,280	0.300	---	---	---	29/06/2009	13/06/2000	5153	NAYTEMPORIKI PUBLISHING SA(CR)	0.107	---	0.107	02/10/2017	---	---	---	---	---	---	---	---	---	---	---	---	2,561.07	0.107	0.107	40301030
255,459,600	0.300	---	---	---	26/06/2000	03/12/2010	5101	NEL SA (CR)	0.07	---	0.07	31/08/2015	---	---	---	---	---	---	---	---	---	---	---	---	17,882.17	0.07	0.07	40501015
23,463,874	0.800	---	---	---	23/05/2003	21/12/1999	4918	NEORION SA (CR)	0.125	---	0.125	30/08/2012	---	---	---	---	---	---	---	---	---	---	---	---	2,932.98	0.125	0.125	50206030

Shares' Notes

Code	Note text
()	- Adjusted dividends.
*	- Last adjusted closing price.
[1]	- Net dividends.
[2]	- The "Date of Last Coupon" for New listings refers to the date company's stocks started to trade in Athex
[3]	- The Company Market Value is referred to the number of outstanding shares
[4]	- Sectors codification can be found in Appendix A
[5]	- The Market Value refers to the total number of shares listed (including their several classes) in the exchange by the company.
[6]	- P/E greater than 100
[7]	- Last view of the Order Book before the end of the trading session
[8]	- All Blocks Methods' Transactions Value are included.
4750	- Transfer to the Under Surveillance Category from 8/4/2011.
4887	- Transfer to the Surveillance Category as of 10/4/2012.
4912	- Transfer to the Surveillance Category as of 31/7/2012.
4914	- Suspension of trading as of 31/8/2012.
4918	- Suspension of trading as of 31/8/2012.
4955	- Transfer to the Surveillance Category as from 5/4/2013.
4957	- Transfer to the Surveillance Category as from 5/4/2013.
4958	- Transfer to the Surveillance Category as from 5/4/2013.
4959	- Transfer to the Surveillance Category as from 5/4/2013.
5093	- Transfer to the Surveillance Category as of 8/4/2015.
5101	- Suspension of trading as of 1/9/2015.
5112	- Transfer to the Surveillance Category as of 15/04/2016.
5115	- Transfer to the Surveillance Category as of 15/04/2016.
5136	- Suspension of trading as of 02/05/2017.
5141	- Transfer to the Surveillance Category as of 10/05/2017.
5153	- Suspension of trading as of 03/10/2017.
5160	- Transfer to the Surveillance Category as of 15/04/2016.
5162	- Transfer to the Under Supervision Category as of 21/12/2009.
5165	- Transfer to the Surveillance Category as of 15/02/2018.
5172	- Suspension of trading as of 30/04/2018.
5174	- Suspension of trading as of 02/05/2018.
5178	- Transfer to the Surveillance Category as of 11/05/2018.
5179	- Suspension of trading as of 25/05/2018.
5190	- Transfer to the Surveillance Category as of 01/10/2018.
5191	- Suspension of trading as of 02/10/2018.
5192	- Suspension of trading as of 02/10/2018.
5193	- Transfer to the Surveillance Category as of 25/10/2018.
5194	- Transfer to the Surveillance Category as of 25/10/2018.
5197	- Transfer to the Surveillance Category as of 07/11/2018.
5205	- Suspension of trading as of 02/05/2019.
5206	- Suspension of trading as of 02/05/2019.
5216	- Suspension of trading as of 01/10/2019.
5232	- Transfer to the Under Surveillance Category from 08/04/2011.
5233	- Suspension of trading as of 13/05/2020.
5241	- Suspension of trading as of 26/06/2020.
5243	- Suspension of trading as of 01/07/2020.
5245	- Transfer to the Surveillance Category as of 09/07/2020.
5246	- Transfer to the Surveillance Category as of 09/07/2020.
5248	- Transfer to the Surveillance Category as of 05/08/2020.
5251	- Transfer to the Surveillance Category as of 25/11/2011.

Securities Blocks Details

Securities	Block Volume	Price	Block Trade Value	Time of approval	Note
OPAP (CR)	1,662	10.22	16,988.96	10:38:42	14
EUROBANK HOLDINGS (CR)	35,000	0.534	18,686.50	10:39:59	14
TERNA ENERGY (CR)	48,124	12.91	621,280.84	15:54:36	20

Blocks Notes

- 9 - Method 6-1 / Special Fees
- 10 - Method 6-1 / Special Fees, SDS
- 14 - Method 6-3 / Settlement, Incomplete Buy and Sell
- 18 - Method 6-2 / SPOT 1
- 19 - Method 6-2 / SPOT 2
- 20 - Method 6-1 and Method 6-1 Same Day Settlement
- 21 - Other Pre-agreed

Shares Rights Details

Occured date	Exercise from	Exercise until	Trading until	Rights	Price min	Price max	Closing price	Last Bid	Last Ask	Volume	Trades	Transactions Value
--------------	---------------	----------------	---------------	--------	-----------	-----------	---------------	----------	----------	--------	--------	--------------------

No Rights Transactions.

Securities Forced Sales

Securities	Category of Security	Transactions Volume	Number of Trades	Transactions Value	Note
------------	----------------------	------------------------	---------------------	-----------------------	------

No Forced Transactions.

Forced Sales Notes

- 1 - Normal Forced Sale.
- 2 - Forced Sales of Fixed Registered Shares.
- 3 - Forced Sales of Remaining Stock Fractions.

Forced Sales Registered Shares

Securities	Start Date	End Date	Initial Volume	Remaining Volume	Date	Avg price (day)	Avg price (period)	Number of Trades	Transactions Volume	Transactions Value
------------	------------	----------	----------------	------------------	------	-----------------	--------------------	------------------	---------------------	--------------------

No Fixed Registered Shares Forced Sales.

Forced Sales Notes

According to Decision 1/380/04.05.2008 of the Hellenic Republic Capital Market Commission, the certificated registered shares that have not been deposited to the issuer for dematerialisation, will be auctioned in the Athens Exchange by the supervising issuer. Forced sales procedure is held according to Article 99A of the Athens Exchange Rulebook. The average price of the period is calculated by dividing the Total transactions value by the Total volume and includes all the transactions made until the current date.

Exchange Traded Funds (ETFs) Characteristics

	Transactions Date (T)	Creation / Redemption	Units (T-1)	New Units (T-1)	Redemption Units (T-1)	Units (T) [1]	Fund Assets [2]	Net Unit Price	Dividend per Unit	Dividend Date
ALPHA ETF FTSE Athex Large Cap	28/12/2020	5,000	812,382	---	---	812,382	16,142,450.00	18.9111	0.43	30/06/2018

ETFs Notes

[1] - Units (T) = Units (T-1) + New Units (T-1) - Redemption Units (T-1)

[2] - The Creation / Redemption Units of T-1 are included.

Convertible Corporate Bonds - Regulated Market

Num Listed Bonds	Nominal price	Issue price	Today's Rate	Exp. Date	Duration (years)	Note	Coupon		Trading	Corporate Bonds	Price min	Price max	Closing price	Previous closing price/date	Volume	Transactions Value	Last order			ear min	Year max
							Common	Preferred									Price	Buy / Sell	Date		
298,165	0.30	0.30	1.00	11/10/2025	9	---	17	---	1	FORTHNET S.A. (Convertible)	---	---	---	---	---	---	90.0000	B	03/08/2020	100.0000	100.0000

Corporate Bonds Notes

Transactions Volume = (Pieces) * (Nominal Price). Transactions Value = (Pieces) * (Nominal Price) * (price %) + (Accrued interest).

The price of a Bond is stated as a percentage (%) of Bond's Nominal Price.

Nominal Price in Euros (€), except if it is noted differently.

Non Convertible Corporate Bonds - Regulated Market

Num Listed Bonds	Nominal price	Issue price	Today's Rate	Exp. Date	Duration (years)	Note	Coupon		Trading	Corporate Bonds	Accrued Int.	Yield.T.Mat	Price min	Price max	Closing price	Previous closing price/date	Volume	Transactions Value	Last order		Date	ear min	Year max	
							Common	Preferred											Price	Buy / Sell				
175,000	1,000.00	1,000.00	3.40	26/07/2024	5	---	3	---	1	ATTICA HOLDINGS S.A. (Non Convertible)	14.7333	6.4860	90.0000	90.0000	90.0000	88.2700	23/12/2020	31,000	28,356.73	89.2801	B	28/12/2020	60.0000	100.0000
20,529	1,000.00	1,000.00	4.95	26/06/2023	5	---	6	---	1	B&F COMM. & GARM. INDUS. S.A. (Non Convertible)	0.2750	6.6540	94.5000	94.5000	94.5000	94.0000	23/12/2020	3,000	2,835.83	93.9201	B	28/12/2020	68.0000	96.0000
90,000	1,000.00	1,000.00	3.00	11/05/2023	5	---	6	---	1	CORAL A.E. (Non Convertible)	4.0833	2.0410	101.6000	102.7000	101.8200	102.6160	22/12/2020	50,000	51,114.17	101.6000	B	28/12/2020	89.4200	105.0000
39,892,816	1.00	1.00	5.00	04/10/2021	5	---	17	---	1	HOUSEMARKET S.A. (Non Convertible)	0.0119	1.9670	---	---	---	102.0000	23/12/2020	---	---	102.3000	B	28/12/2020	93.8736	105.1000
150,000	1,000.00	1,000.00	2.60	22/10/2026	7	---	3	---	1	TERNA ENERGY FINANCE S.A. (Non Convertible)	4.9833	2.4050	100.0000	101.2000	100.6194	100.6880	23/12/2020	89,000	89,994.80	100.2100	B	28/12/2020	84.4000	102.8000
200,000	1,000.00	1,000.00	3.60	12/03/2026	7	---	4	---	1	AEGEAN AIRLINES S.A. (Non Convertible)	10.7000	4.1440	95.6024	97.5000	96.4661	97.4970	22/12/2020	109,000	106,314.37	96.0000	B	28/12/2020	54.7313	107.3000
200,000	1,000.00	1,000.00	2.10	27/10/2027	7	---	1	---	1	O.P.A.P. S.A. (Non Convertible)	3.7333	1.7880	101.7500	102.0000	101.8803	102.3000	23/12/2020	104,000	106,343.77	101.7500	B	28/12/2020	100.0000	102.5000
120,000	1,000.00	1,000.00	3.95	04/04/2025	7	---	6	---	1	GEK TERNA S.A. (Non Convertible)	9.4361	2.6440	103.7000	104.2000	103.9479	103.6000	23/12/2020	71,000	74,472.96	103.7000	B	28/12/2020	91.0000	107.2000
320,000	1,000.00	1,000.00	3.40	21/07/2027	7	---	1	---	1	LAMDA DEVELOPMENT S.A. (Non Convertible)	15.3000	3.3690	99.6500	99.9000	99.8900	99.5690	23/12/2020	120,000	121,564.00	99.8000	B	28/12/2020	97.5174	100.8500
500,000	1,000.00	1,000.00	2.75	03/07/2027	7	---	1	---	1	GEK TERNA S.A. (Non Convertible)	13.7500	2.9990	98.3700	98.6000	98.4000	98.4000	23/12/2020	24,000	23,957.85	98.4000	B	28/12/2020	96.1972	100.0000

Corporate Bonds Notes

Transactions Volume = (Pieces) * (Nominal Price). Transactions Value = (Pieces) * (Nominal Price) * (price %) + (Accrued interest).

The price of a Bond is stated as a percentage (%) of Bond's Nominal Price.

Nominal Price in Euros (€), except if it is noted differently.

Government Bonds

Number Listed Bonds	Nominal price	Today's Rate	Accrued Interest Calc	Exp. Date [1]	Duration (years)	Note	Coupons Date	Curr. coupon value	Trading Unit	Government Bonds	Price min	Price max	Closing price	Previous closing price/date	Volume	Transactions Value	Price	Last order Buy / Sell	Date
3,000,000	1,000.00	4.38	Actual/Actual	01/08/2022	5	---	01/08	4.38	1	GGB-FXD-010822-05Y-4.375-1.000	---	---	---	---	---	---	1.0000	B	28/11/2018
4,500,000	1,000.00	1.88	Actual/Actual	04/02/2035	15	---	04/02	1.88	1	GGB-FXD-040235-15Y-1.875-1.000	---	---	---	---	---	---	---	---	---
2,500,000	1,000.00	3.45	Actual/Actual	02/04/2024	5	---	02/04	3.45	1	GGB-FXD-020424-05Y-3.450-1.000	---	---	---	---	---	---	---	---	---
4,355,990,324	1.00	3.50	Actual/Actual	30/01/2023	5	---	01/02 - 31/01	3.50	1	GGB-FXD-300123-05Y-3.500-1.000	---	---	---	94.5720 13/07/2018	---	---	1.0000	B	28/11/2018
5,962,747,327	1.00	3.75	Actual/Actual	30/01/2028	10	---	/02 - 01/02 - 31/	3.75	1	GGB-FXD-300128-10Y-3.750-1.000	---	---	---	85.4610 13/07/2018	---	---	1.0000	B	28/11/2018
6,091,218,404	1.00	3.90	Actual/Actual	30/01/2033	15	---	/02 - 01/02 - 31/	3.90	1	GGB-FXD-300133-15Y-3.900-1.000	---	---	---	78.6730 13/07/2018	---	---	1.0000	B	28/11/2018
4,805,399,486	1.00	4.00	Actual/Actual	30/01/2037	19	---	/02 - 01/02 - 31/	4.00	1	GGB-FXD-300137-19Y-4.000-1.000	---	---	---	77.0370 13/07/2018	---	---	1.0000	B	28/11/2018
4,603,713,186	1.00	4.20	Actual/Actual	30/01/2042	24	---	/02 - 01/02 - 31/	4.20	1	GGB-FXD-300142-24Y-4.200-1.000	---	---	---	77.7640 13/07/2018	---	---	1.0000	B	28/11/2018
550,418,123	1.00	3.65	Actual/Actual	24/02/2023	11	---	24/02	3.65	1	GGB-FXD-240223-11Y-2.000-1.000	---	---	---	10.0000 22/06/2015	---	10.0000	B	11/07/2019	
445,007,576	1.00	3.65	Actual/Actual	24/02/2024	12	---	24/02	3.65	1	GGB-FXD-240224-12Y-2.000-1.000	---	---	---	10.0000 22/06/2015	---	---	---	---	---
423,674,226	1.00	3.65	Actual/Actual	24/02/2025	13	---	24/02	3.65	1	GGB-FXD-240225-13Y-2.000-1.000	---	---	---	10.0000 22/06/2015	---	---	---	---	---
212,292,153	1.00	3.65	Actual/Actual	24/02/2026	14	---	24/02	3.65	1	GGB-FXD-240226-14Y-2.000-1.000	---	---	---	10.0000 22/06/2015	---	---	---	---	---
160,621,352	1.00	3.65	Actual/Actual	24/02/2027	15	---	24/02	3.65	1	GGB-FXD-240227-15Y-2.000-1.000	---	---	---	10.0000 22/06/2015	---	---	---	---	---
183,244,055	1.00	3.65	Actual/Actual	24/02/2028	16	---	24/02	3.65	1	GGB-FXD-240228-16Y-2.000-1.000	---	---	---	10.0000 22/06/2015	---	---	---	---	---
164,802,894	1.00	3.65	Actual/Actual	24/02/2029	17	---	24/02	3.65	1	GGB-FXD-240229-17Y-2.000-1.000	---	---	---	10.0000 22/06/2015	---	---	---	---	---
165,460,943	1.00	3.65	Actual/Actual	24/02/2030	18	---	24/02	3.65	1	GGB-FXD-240230-18Y-2.000-1.000	---	---	---	10.0000 22/06/2015	---	---	---	---	---
129,007,241	1.00	3.65	Actual/Actual	24/02/2031	19	---	24/02	3.65	1	GGB-FXD-240231-19Y-2.000-1.000	---	---	---	10.0000 22/06/2015	---	---	---	---	---
126,192,683	1.00	3.65	Actual/Actual	24/02/2032	20	---	24/02	3.65	1	GGB-FXD-240232-20Y-2.000-1.000	---	---	---	10.0000 22/06/2015	---	---	---	---	---
146,905,168	1.00	3.65	Actual/Actual	24/02/2033	21	---	24/02	3.65	1	GGB-FXD-240233-21Y-2.000-1.000	---	---	---	10.0000 22/06/2015	---	---	---	---	---
154,475,606	1.00	3.65	Actual/Actual	24/02/2034	22	---	24/02	3.65	1	GGB-FXD-240234-22Y-2.000-1.000	---	---	---	10.0000 22/06/2015	---	---	---	---	---
144,429,441	1.00	3.65	Actual/Actual	24/02/2035	23	---	24/02	3.65	1	GGB-FXD-240235-23Y-2.000-1.000	---	---	---	10.0000 22/06/2015	---	---	---	---	---
166,211,676	1.00	3.65	Actual/Actual	24/02/2036	24	---	24/02	3.65	1	GGB-FXD-240236-24Y-2.000-1.000	---	---	---	10.0000 22/06/2015	---	---	---	---	---
145,461,669	1.00	3.65	Actual/Actual	24/02/2037	25	---	24/02	3.65	1	GGB-FXD-240237-25Y-2.000-1.000	---	---	---	10.0000 22/06/2015	---	---	---	---	---
146,941,087	1.00	3.65	Actual/Actual	24/02/2038	26	---	24/02	3.65	1	GGB-FXD-240238-26Y-2.000-1.000	---	---	---	10.0000 22/06/2015	---	---	---	---	---
135,115,612	1.00	3.65	Actual/Actual	24/02/2039	27	---	24/02	3.65	1	GGB-FXD-240239-27Y-2.000-1.000	---	---	---	10.0000 22/06/2015	---	---	---	---	---
141,909,637	1.00	3.65	Actual/Actual	24/02/2040	28	---	24/02	3.65	1	GGB-FXD-240240-28Y-2.000-1.000	---	---	---	10.0000 22/06/2015	---	---	---	---	---
136,788,720	1.00	3.65	Actual/Actual	24/02/2041	29	---	24/02	3.65	1	GGB-FXD-240241-29Y-2.000-1.000	---	---	---	10.0000 22/06/2015	---	---	---	---	---
163,643,410	1.00	3.65	Actual/Actual	24/02/2042	30	---	24/02	3.65	1	GGB-FXD-240242-30Y-2.000-1.000	---	---	---	10.0000 22/06/2015	---	---	---	---	---
4,000,000	1,000.00	3.88	Actual/Actual	12/03/2029	10	---	12/03	3.88	1	GGB-FXD-120329-10Y-3.875-1.000	---	---	---	---	---	---	100.0000	B	15/10/2019
503,753	1,000.00	0.32	FLR Actual/360	16/09/2021	2	---	16/03 - 16/09	---	1	GGB-FLT-160921-02Y-0.319-1.000	---	---	---	---	---	---	---	---	---
3,000,000	1,000.00	3.38	Actual/Actual	15/02/2025	7	---	15/02	3.38	1	GGB-FXD-150225-07Y-3.375-1.000	---	---	---	---	---	---	---	---	---
250,250	1,000.00	2.90	Actual/Actual	20/03/2023	4	---	20/03	2.90	1	GGB-FXD-200323-04Y-2.900-1.000	---	---	---	---	---	---	---	---	---
964,000	1,000.00	3.25	Actual/Actual	20/03/2025	6	---	20/03	3.25	1	GGB-FXD-200325-06Y-3.250-1.000	---	---	---	---	---	---	---	---	---
2,100,000	1,000.00	3.55	Actual/Actual	20/03/2026	7	---	20/03	3.55	1	GGB-FXD-200326-07Y-3.550-1.000	---	---	---	---	---	---	---	---	---

Government Bonds Notes

Transactions Volume = (Pieces) * (Nominal Price). Transactions Value = (Pieces) * (Nominal Price) * (price %) + (Accrued interest).

The Value of current coupon for the issues with NV 0.01 euro refers to NV 100 euros

FLR: Floating Interest Rate.

[1] - The Expiration Date of the interest bearing period and the Date for coupon payment.

Government Bonds

Number Listed Bonds	Nominal price	Today's Rate	Accrued Interest Calc	Exp. Date [1]	Duration (years)	Note	Coupons Date	Curr. coupon value	Trading Unit	Government Bonds	Price min	Price max	Closing price	Previous closing price/date	Volume	Transactions Value	Price	Last order Buy / Sell	Date
5,500,000	1,000.00	1.50	Actual/Actual	18/06/2030	10	---	18/06	1.50	1	GGB-FXD-180630-10Y-1.500-1.000	---	---	---	---	---	---	---	---	---
3,314,250	1,000.00	3.25	Actual/Actual	20/03/2050	30	---	20/03	3.25	1	GGB-FXD-200350-30Y-3.250-1.000	---	---	---	---	---	---	---	---	---
2,000,000	1,000.00	2.00	Actual/Actual	22/04/2027	7	---	22/04	2.00	1	GGB-FXD-220427-07Y-2.000-1.000	---	---	---	---	---	---	99.9000	B	22/04/2020
2,500,000	1,000.00	1.88	Actual/Actual	23/07/2026	7	---	23/07	1.88	1	GGB-FXD-230726-07Y-1.875-1.000	---	---	---	---	---	---	---	---	---

Government Bonds Notes

Transactions Volume = (Pieces) * (Nominal Price). Transactions Value = (Pieces) * (Nominal Price) * (price %) + (Accrued interest).

The Value of current coupon for the issues with NV 0.01 euro refers to NV 100 euros

FLR: Floating Interest Rate.

[1] - The Expiration Date of the interest bearing period and the Date for coupon payment.

Treasury Bills & Zero Coupon Government Bonds

Issue Date	13-Week Maturity									26-Week Maturity							52-Week Maturity										
	Exp. Date	Initial Rate	Num Listed Bonds	Nominal price	Issue price	Last Trade Price	Last Trade Date	Volume Traded	Note	Exp. Date	Initial Rate	Num Listed Bonds	Nominal price	Issue price	Last Trade Price	Last Trade Date	Volume Traded	Note	Exp. Date	Initial Rate	Num Listed Bonds	Nominal price	Issue price	Last Trade Price	Last Trade Date	Volume Traded	Note
13/03/2020	---	---	---	---	---	---	---	---	---	---	---	---	---	---	---	---	---	---	12/03/2021	0.24	600,000	1,000.00	1,000.00	---	---	---	---
12/06/2020	---	---	---	---	---	---	---	---	---	---	---	---	---	---	---	---	---	---	11/06/2021	0.25	1,600,000	1,000.00	997.49	---	---	---	---
11/09/2020	---	---	---	---	---	---	---	---	---	---	---	---	---	---	---	---	---	---	10/09/2021	0.00	1,000,000	1,000.00	1,000.00	---	---	---	---

Bonds in Circulation	Currency / Min nominal traded Value	Coupons Payment Date	Current Coupon Value	Note	Coupon	Trading Unit	Issue Date	Duration (years)	Today's Interest	A.I.C in days	Bonds	Last price of previous days		Last Outcry in Cash (euro)		Trades in Pieces	Life min	Life Max	
												Price	Buy / Sell	Price	Buy / Sell				
Corporate Bonds in Foreign Currency and Euro																			
103,746	GBP / 10	01/12	0.25	---	62	1	01/12/1930	98	2.5	360	National Mortgage Bank	2.27	05/02/1996	2.27	S	05/02/1996	---	2.27	2.27
0	GBP / 10	01/12	0.25	---	64	1	01/12/1928	100	2.5	360	National Mortgage Bank	---	---	---	---	---	---	---	---

Government Bonds Notes

A.I.C: Accrued Interest Calculation base.

FLR: Floating Interest Rate.

The minimum tradeable Nominal Value for all Demeterialised Government Titles is 100 Euros.

(μτφρ-0)

Athex & ATHEXClear Members List

Member Name				Stock Market			Derivatives Market		ATHEXClear Member	
	Address	Phone	Fax	Market Member	Remote Member	Market Maker	Proprietary	Market Maker	General Clearing	Direct Clearing
A. SARRIS SECURITIES S.A.				a						
6, ΔΡΑΓΑΤΣΑΝΙΟΥ 6 ΑΘΗΝΑ	2103367700									
AEONIC SECURITIES C.I.F. P.L.C.				a	a					
, ΛΑΪΟΥ 6, ΓΡ. 301B, ANNA COURT	35725337600									
ALPHA BANK A.E.									a	
103, AVE. ATHINON ΑΘΗΝΑ	+30 2103436820	210-3436270								
40, ΣΤΑΔΙΟΥ STR ΑΘΗΝΑ	(210)-3260000	(210)-3264116								
	(210)-3265546	(210)-3265811								
ALPHA FINANCE INVESTMENT SERVICES S.A.				a		a	a	a		a
5, ΜΕΡΛΙΝ 5 ΑΘΗΝΑ	2103677400									
ARGUS STOCKBROKERS LTD				a	a		a			
25 , 25 ΛΕΩΦΟΡΟΣ ΔΗΜΟΣΘΕΝΗ ΣΕΒΕΡΗ	0035722717000									
ATLANTIC SECURITIES LTD				a	a					
37, ΠΡΟΔΡΟΜΟΥ 37	0035722445400									
AXON SECURITIES S.A.				a			a			
48, ΣΤΑΔΙΟΥ 48 ΑΘΗΝΑ	2103363800									
BETA SECURITIES S.A.				a		a	a			a
29 , Λ. ΑΛΕΞΑΝΔΡΑΣ 29 ΑΘΗΝΑ	2106478930									
BNP PARIBAS SECURITIES SERVICES									a	
2, ΛΑΜΨΑΚΟΥ 2 ΑΘΗΝΑ	2107468500									
BOFA SECURITIES EUROPE SA				a	a					
, 112 AVENUE KL?BER 75116	+33 153655555									
CAPITAL SECURITIES S.A.				a			a			
58, ΜΗΤΡΟΠΟΛΕΩΣ 58 ΑΘΗΝΑ	2103369700									
CFS SECURITIES INVESTMENT SERVICES S.A.				a						
3, ΠΑΠΑΡΡΗΓΟΠΟΥΛΟΥ 3 ΑΘΗΝΑ	2103360800									
CITIGROUP GLOBAL MARKETS EUROPE AG				a	a					
16, REUTERWEG 16 FRANKFURT	+49 691366-0									
CITIGROUP GLOBAL MARKETS LIMITED				a						
1, 33 CANADA SQUARE -CANARY WHARF	+44 02079864000									
CREDIT SUISSE SECURITIES (EUROPE) LIMITED				a						
1, ONE CABOT SQUARE LONDON	+44 2078888888									
CREDIT SUISSE SECURITIES SOCIEDAD DE VALORES SA				a	a					
, CALLE AYALA 42, 3A PLANTA-B MADRID	+34917916000									
CYCLOS SECURITIES S.A.				a			a			a
39, ΠΑΝΕΠΙΣΤΗΜΙΟΥ 39 ΑΘΗΝΑ	2103364300									
DEUTSCHE BANK S.A.					a					
1, GREAT WINCHESTER STREET LONDON	+44 20 754 54209	00441133361437								
DYNAMIC SECURITIES S.A.				a			a			a
, ΤΡΑΛΛΕΩΝ 2 & Λ.ΣΥΓΓΡΟΥ 223 ΝΕΑ ΣΜΥΡΝΙ	2103677700									
EUROBANK EQUITIES INVESTMENT FIRM S.A				a		a	a	a		a
, ΦΙΛΕΛΛΗΝΩΝ 10 & ΞΕΝΟΦΩΝΤΟΣ 13 ΑΘΗΝΑ	2103720425									
EUROBANK S.A.									a	
, ΟΘΩΝΟΣ 8 ΑΘΗΝΑ	2103337000									
EUROCORP INVESTMENT SERVICES S.A.				a			a			a
14, ΠΛ.ΦΙΛΙΚΗΣ ΕΤΑΙΡΕΙΑΣ 14 ΑΘΗΝΑ	2107263600									
EUOTRUST INVESTMENT FIRM SA				a						
113, ΣΕΒΑΣΤΟΥΠΟΛΕΩΣ 113 ΑΘΗΝΑ	2103363100									
EUROXX SECURITIES S.A.				a		a	a	a		a
7, ΠΑΛΑΙΟΛΟΓΟΥ ΧΑΛΑΝΔΡΙ	(210)-6879400	(210)-6879401								
7, ΠΑΛΕΟΛΟΓΟΥ ΧΑΛΑΝΔΡΙ	+30 2106879400	210-6879401								
G. A. PERVANAS SECURITIES- INVESTMENT SERVICES S.A.				a						
7-9, ΣΟΦΟΚΛΕΟΥΣ 7-9 ΑΘΗΝΑ	2103727200									
GLOBAL CAPITAL SECURITIES & FINANCIAL SERVICES LTD				a	a					
50, Λ.ΑΡΧΙΕΠΙΣΚΟΠΟΥ ΜΑΚΑΡΙΟΥ Γ50	0035722710710									
HELLENIC AMERICAN SECURITIES S.A.				a		a	a			a
27, ΑΝΔΡΕΑ ΠΑΠΑΝΔΡΕΟΥ 27 ΜΑΡΟΥΣΙ	2103311100									
HELLENIC BANK (INVESTMENTS) LTD					a					
, AVE.KYRIAKΟΥ MATSI 31 - PO BOX 24747 NICOSIA	+357 22500100	357 22500110								
HSBC CONTINENTAL EUROPE									a	
109-111, Λ.ΜΕΣΟΓΕΙΩΝ 109-111	2106960000									
INDEX SECURITIES S.A.				a						
6, ΔΡΑΓΑΤΣΑΝΙΟΥ 6 ΑΘΗΝΑ	2103213920									

Athex & ATHEXClear Members List

Member Name				Stock Market			Derivatives Market		ATHEXClear Member	
	Address	Phone	Fax	Market Member	Remote Member	Market Maker	Proprietary	Market Maker	General Clearing	Direct Clearing
J. CHR. MAVRIKIS SECURITIES S.A.				a						
5, ΣΟΦΟΚΛΕΟΥΣ 5 ATHINA	2103216730									
KAPPA SECURITIES S.A.				a			a			
15, ΒΑΛΑΩΡΙΤΟΥ 15 ATHINA	2103678600									
KARAMANOF SECURITIES & INVESTMENT SERVICES S.A.				a						
2, ΠΛ.ΑΓ.ΘΕΟΔΩΡΩΝ 2 ATHINA	2103212947									
LAIKI FINANCIAL SERVICES LTD					a					
26, AVE. VYRONOS NICOSIA	357 22367367	357 22718567								
LEON DEPOLAS SECURITIES S.A.				a		a	a			
1, ΧΡΗΣΤΟΥ ΛΑΔΑ 1 ATHINA	2103213276 -28									
MEGA EQUITY SECURITIES & FINANCIAL SERVICES PUBLIC LTD				a	a		a			
42-44, ΛΕΩΦ.ΓΡΙΒΑ ΔΙΓΕΝΗ 42-44	0035722711711									
MERIT SECURITIES S.A				a		a	a			a
5, ΣΟΦΟΚΛΕΟΥΣ 5 ATHINA	2103671880									
MERRILL LYNCH INTERNATIONAL				a						
2, 2 KING EDWARD STREET LONDON	+44 20276281000									
N. CHRYSOCHOIDIS SECURITIES S.A.				a			a			a
7-9, ΣΟΦΟΚΛΕΟΥΣ 7-9 ATHINA	2103213913									
NATIONAL BANK OF GREECE S.A.				a		a	a		a	
86, ΑΙΟΛΟΥ STR. ATHINA	(210)-3341000	(210)-3228187								
68, ΑΚΑΔΙΜΙΑΣ STR. ATHINA	(210)-3328817	(210)-3328678								
NATIONAL SECURITIES S.A.				a		a	a	a		
66, ΛΕΩΦ. ΚΗΦΙΣΙΑΣ 66 (ΚΤΗΡΙΟ Α) MAROUSI	2103328784									
NUNTIUS BROKERAGE AND INVESTMENT SERVICES S.A				a						
6, ΔΡΑΓΑΤΣΑΝΙΟΥ 6 ATHINA	2103350599									
ONE PLUS CAPITAL LIMITED				a	a					
, 75 PRODROMOU AVENUE NICOSIA 1307	35722873760									
OPTIMA BANK S.A.				a		a	a	a	a	
32, ΑΙΓΙΑΛΕΙΑΣ 32 & ΠΑΡΑΔΕΙΣΟΥ MAROUSI	2108173111									
PANTELAKIS SECURITIES S.A.				a		a	a	a		
57, ΕΘΝΙΚΗΣ ΑΝΤΙΣΤΑΣΕΩΣ 57, ΚΤΙΡΙΟ Β CHALANDRI	2106965000									
PEGASUS SECURITIES S.A				a			a			
17, ΒΑΛΑΩΡΙΤΟΥ 17 & ΑΜΕΡΙΚΗΣ ATHINA	2103670700									
PIRAEUS BANK S.A.				a			a		a	
4, ΑΜΕΡΙΚΗΣ STR. ATHINA	(210)-3335000	(210)-3335079								
4, ΑΜΕΡΙΚΗΣ STR ATHINA	(210)-3335918	(210)-3254207								
4, ΑΜΕΡΙΚΗΣ ATHINA	+30 2103335000	210-3335079								
PIRAEUS SECURITIES S. A.				a		a	a	a		a
10, ΣΤΑΔΙΟΥ 10 ATHINA	2103354100									
PROCHOICE SECURITIES LTD				a	a					
57, ΛΕΩΦ.ΣΠΥΡΟΥ ΚΥΠΡΙΑΝΟΥ 57, ΑΚΙΝΗΤΑ Φ	035724661192									
SHARELINK SECURITIES & FINANCIAL SERVICES LTD				a	a		a			
6, HOUSE-ΘΕΟΤΟΚΗ 6 ΜΕΓΑΡΟ ΕΛΛΗΝΑ	+357 22554200									
SOCIETE GENERALE S.A.				a	a		a			
, 17 COURS VALMY, CEDEX	+157290504									
SOLIDUS SECURITIES S.A				a			a			a
64, ΛΟΥΙΖΗΣ ΡΙΑΝΚΟΥΡ 64 ATHINA	2106900600									
ST. EM. LAVRENTAKIS SECURITIES S.A.				a			a			
7-9, ΣΟΦΟΚΛΕΟΥΣ 7-9 ATHINA	2103213336									
THE CYPRUS INVESTMENT & SECURITIES CORPORATION LTD				a	a					
154, ΛΕΩΦ. ΚΥΡΗΝΕΙΑΣ	0035722121700									
UBS EUROPE SE				a	a					
, OPERNTURM, BOCKENHEIMER LANDSTRASSE 2-4	496921790									
UBS LIMITED					a					
1, FINSBURY AVENUE LONDON	+44 2075687135									

List of Stocks under Market Making operations

Securities	Market Maker	Start Market Making	Stock Category
MLS MULTIMEDIA SA (CR)			Suspension Status
	PIRAEUS SECURITIES S. A.	01/08/2019	
ALPHA ETF FTSE Athex Large Cap			Exchange Traded Funds (ETFs)
	ALPHA FINANCE INVESTMENT SERVICES S.A.	02/01/1900	
	NATIONAL SECURITIES S.A.	02/01/1900	
ADMIE (IPTO) HOLDING S.A. (CR)			Main Market
	HELLENIC AMERICAN SECURITIES S.A.	09/03/2020	
	PIRAEUS SECURITIES S. A.	29/06/2017	
AEGEAN AIRLINES (CR)			Main Market
	EUROBANK EQUITIES INVESTMENT FIRM S.A	22/09/2020	
ALPHA BANK (CR)			Main Market
	ALPHA FINANCE INVESTMENT SERVICES S.A.	29/02/2016	
	EUROBANK EQUITIES INVESTMENT FIRM S.A	22/10/2006	
	HELLENIC AMERICAN SECURITIES S.A.	25/07/2014	
	LEON DEPOLAS SECURITIES S.A.	04/01/2016	
	MERIT SECURITIES S.A	03/09/2012	
	NATIONAL SECURITIES S.A.	02/01/1900	
	PIRAEUS SECURITIES S. A.	28/05/2009	
AS COMPANY SA (CR)			Main Market
	EUROBANK EQUITIES INVESTMENT FIRM S.A	01/04/2019	
ATTICA BANK S.A. (CR)			Main Market
	EUROBANK EQUITIES INVESTMENT FIRM S.A	11/11/2019	
	EUROXX SECURITIES S.A.	22/01/2016	
	PIRAEUS SECURITIES S. A.	20/09/2017	
ATTICA HOLDINGS (CR)			Main Market
	HELLENIC AMERICAN SECURITIES S.A.	28/12/2017	
AUTOHELLAS SA (CR)			Main Market
	ALPHA FINANCE INVESTMENT SERVICES S.A.	01/07/2019	
	EUROXX SECURITIES S.A.	02/07/2018	
AVAX S.A. (CR)			Main Market
	EUROBANK EQUITIES INVESTMENT FIRM S.A	14/12/2015	
AVE (CR)			Main Market
	EUROXX SECURITIES S.A.	05/06/2020	
BRIQ PROPERTIES (CR)			Main Market
	EUROBANK EQUITIES INVESTMENT FIRM S.A	09/09/2019	
BYTE COMPUTER SA (CR)			Main Market
	MERIT SECURITIES S.A	04/08/2008	
CC HBC AG (CR)			Main Market
	NATIONAL SECURITIES S.A.	02/01/1900	
	PIRAEUS SECURITIES S. A.	04/05/2015	
CENERGY HOLDINGS (CB)			Main Market
	ALPHA FINANCE INVESTMENT SERVICES S.A.	02/01/2016	
	EUROBANK EQUITIES INVESTMENT FIRM S.A	02/01/2016	
CNL CAPITAL (CR)			Main Market
	MERIT SECURITIES S.A	01/10/2018	
EKTER SA (CR)			Main Market
	EUROBANK EQUITIES INVESTMENT FIRM S.A	16/10/2017	
	LEON DEPOLAS SECURITIES S.A.	21/05/2018	
ELASTRON (CR)			Main Market
	LEON DEPOLAS SECURITIES S.A.	20/02/2017	
ELLAKTOR (CR)			Main Market
	ALPHA FINANCE INVESTMENT SERVICES S.A.	18/03/2019	
	EUROBANK EQUITIES INVESTMENT FIRM S.A	01/06/2012	
	EUROXX SECURITIES S.A.	24/09/2018	
	NATIONAL SECURITIES S.A.	02/01/1900	
	PIRAEUS SECURITIES S. A.	22/10/2018	
ELTON SA (CR)			Main Market
	BETA SECURITIES S.A.	03/09/2012	
	LEON DEPOLAS SECURITIES S.A.	01/04/2019	
ELVALHALCOR (CR)			Main Market
	ALPHA FINANCE INVESTMENT SERVICES S.A.	07/05/2018	
	EUROBANK EQUITIES INVESTMENT FIRM S.A	07/05/2018	
ELVE SA (CR)			Main Market
	LEON DEPOLAS SECURITIES S.A.	02/11/2020	
ENTERSOFT (CR)			Main Market
	EUROBANK EQUITIES INVESTMENT FIRM S.A	22/06/2020	

List of Stocks under Market Making operations

Securities	Stock Category
Market Maker	Start Market Making
EUROBANK HOLDINGS (CR)	Main Market
ALPHA FINANCE INVESTMENT SERVICES S.A.	09/01/2006
EUROBANK EQUITIES INVESTMENT FIRM S.A	01/06/2012
HELLENIC AMERICAN SECURITIES S.A.	25/07/2014
LEON DEPOLAS SECURITIES S.A.	30/11/2018
MERIT SECURITIES S.A	06/11/2017
NATIONAL SECURITIES S.A.	02/01/1900
PIRAEUS SECURITIES S. A.	28/09/2009
EUROPEAN RELIANCE INSUR. (CR)	Main Market
PANTELAKIS SECURITIES S.A.	15/07/2019
EYDAP S.A. (CR)	Main Market
ALPHA FINANCE INVESTMENT SERVICES S.A.	27/01/2020
EUROBANK EQUITIES INVESTMENT FIRM S.A	10/06/2019
FOURLIS (CR)	Main Market
EUROBANK EQUITIES INVESTMENT FIRM S.A	01/12/2016
PIRAEUS SECURITIES S. A.	06/03/2017
GEK TERNA (CR)	Main Market
PIRAEUS SECURITIES S. A.	29/08/2019
GR. SARANTIS S.A. (CR)	Main Market
BETA SECURITIES S.A.	14/05/2012
EUROBANK EQUITIES INVESTMENT FIRM S.A	24/10/2016
HELLENIC EXCHANGES-A.S.E. (CR)	Main Market
HELLENIC AMERICAN SECURITIES S.A.	01/09/2014
NATIONAL SECURITIES S.A.	02/01/1900
PIRAEUS SECURITIES S. A.	04/05/2015
HELLENIC PETROLEUM (CR)	Main Market
HELLENIC AMERICAN SECURITIES S.A.	14/09/2015
PIRAEUS SECURITIES S. A.	20/03/2017
IKTINOS HELLAS SA (CR)	Main Market
ALPHA FINANCE INVESTMENT SERVICES S.A.	01/04/2019
EUROBANK EQUITIES INVESTMENT FIRM S.A	25/02/2019
NATIONAL SECURITIES S.A.	02/01/1900
INTERCONTINENTAL (CR)	Main Market
LEON DEPOLAS SECURITIES S.A.	03/06/2019
INTRACOM HOLDINGS (CR)	Main Market
LEON DEPOLAS SECURITIES S.A.	08/10/2018
JUMBO SA (CR)	Main Market
EUROBANK EQUITIES INVESTMENT FIRM S.A	25/05/2020
MERIT SECURITIES S.A	06/11/2017
PIRAEUS SECURITIES S. A.	06/03/2017
KARAMOLEGOS SA (CR)	Main Market
EUROXX SECURITIES S.A.	04/10/2019
KLOUKINAS - LAPPAS SA (CR)	Main Market
BETA SECURITIES S.A.	22/09/2014
KRI-KRI S.A. (CR)	Main Market
EUROBANK EQUITIES INVESTMENT FIRM S.A	07/05/2018
LEON DEPOLAS SECURITIES S.A.	16/01/2017
LAMDA DEVELOPMENT SA (CR)	Main Market
EUROBANK EQUITIES INVESTMENT FIRM S.A	08/12/2014
PANTELAKIS SECURITIES S.A.	06/11/2017
PIRAEUS SECURITIES S. A.	29/06/2017
LAMPSA HOTEL SA (CR)	Main Market
LEON DEPOLAS SECURITIES S.A.	16/01/2017
MARFIN INVESTMENT GROUP (CR)	Main Market
EUROBANK EQUITIES INVESTMENT FIRM S.A	23/03/2015
PIRAEUS SECURITIES S. A.	02/02/2009
MOTOR OIL (CR)	Main Market
EUROBANK EQUITIES INVESTMENT FIRM S.A	22/10/2006
HELLENIC AMERICAN SECURITIES S.A.	01/09/2014
LEON DEPOLAS SECURITIES S.A.	01/04/2019
MERIT SECURITIES S.A	25/02/2019
NATIONAL SECURITIES S.A.	02/01/1900
PIRAEUS SECURITIES S. A.	04/05/2015
MYTILINEOS (CR)	Main Market
ALPHA FINANCE INVESTMENT SERVICES S.A.	15/04/2019
EUROBANK EQUITIES INVESTMENT FIRM S.A	20/09/2017
MERIT SECURITIES S.A	25/02/2019
NATIONAL SECURITIES S.A.	02/01/1900
PIRAEUS SECURITIES S. A.	04/05/2015

List of Stocks under Market Making operations

Securities	Stock Category
Market Maker	Start Market Making
NATIONAL BANK (CR)	Main Market
ALPHA FINANCE INVESTMENT SERVICES S.A.	09/01/2006
EUROBANK EQUITIES INVESTMENT FIRM S.A	22/10/2006
HELLENIC AMERICAN SECURITIES S.A.	25/07/2014
LEON DEPOLAS SECURITIES S.A.	20/05/2015
MERIT SECURITIES S.A	03/09/2012
NATIONAL SECURITIES S.A.	02/01/1900
PIRAEUS SECURITIES S. A.	08/09/2008
OPAP (CR)	Main Market
ALPHA FINANCE INVESTMENT SERVICES S.A.	09/01/2006
EUROBANK EQUITIES INVESTMENT FIRM S.A	22/10/2006
HELLENIC AMERICAN SECURITIES S.A.	25/07/2014
MERIT SECURITIES S.A	20/03/2017
NATIONAL SECURITIES S.A.	02/01/1900
PIRAEUS SECURITIES S. A.	04/05/2015
OTE (CR)	Main Market
ALPHA FINANCE INVESTMENT SERVICES S.A.	09/01/2006
EUROBANK EQUITIES INVESTMENT FIRM S.A	22/10/2006
HELLENIC AMERICAN SECURITIES S.A.	25/07/2014
LEON DEPOLAS SECURITIES S.A.	20/04/2015
MERIT SECURITIES S.A	20/03/2017
NATIONAL SECURITIES S.A.	02/01/1900
PIRAEUS SECURITIES S. A.	08/09/2008
P.P.A. S.A. (CR)	Main Market
EUROBANK EQUITIES INVESTMENT FIRM S.A	06/02/2019
PAPOUTSANIS (CR)	Main Market
ALPHA FINANCE INVESTMENT SERVICES S.A.	19/11/2018
BETA SECURITIES S.A.	25/11/2013
PETROPOULOS PETROS (CR)	Main Market
EUROBANK EQUITIES INVESTMENT FIRM S.A	01/04/2019
PANTELAKIS SECURITIES S.A.	16/03/2020
PIRAEUS BANK (CR)	Main Market
ALPHA FINANCE INVESTMENT SERVICES S.A.	15/04/2019
EUROBANK EQUITIES INVESTMENT FIRM S.A	22/10/2006
EUROXX SECURITIES S.A.	15/02/2016
HELLENIC AMERICAN SECURITIES S.A.	25/07/2014
LEON DEPOLAS SECURITIES S.A.	30/11/2018
MERIT SECURITIES S.A	16/09/2013
NATIONAL SECURITIES S.A.	02/01/1900
PIRAEUS SECURITIES S. A.	16/02/2009
PLAISIO COMPUTERS SA (CR)	Main Market
EUROBANK EQUITIES INVESTMENT FIRM S.A	02/03/2015
PPC (CR)	Main Market
ALPHA FINANCE INVESTMENT SERVICES S.A.	09/01/2006
EUROBANK EQUITIES INVESTMENT FIRM S.A	22/10/2006
HELLENIC AMERICAN SECURITIES S.A.	01/09/2014
MERIT SECURITIES S.A	06/11/2017
NATIONAL SECURITIES S.A.	02/01/1900
PIRAEUS SECURITIES S. A.	28/09/2009
PROFILE SA (CR)	Main Market
PANTELAKIS SECURITIES S.A.	01/07/2019
QUEST HOLDINGS (CR)	Main Market
BETA SECURITIES S.A.	26/03/2018
EUROBANK EQUITIES INVESTMENT FIRM S.A	28/01/2019
SPIROY AGRICULTURE SA (CR)	Main Market
EUROBANK EQUITIES INVESTMENT FIRM S.A	02/09/2019
TERNA ENERGY (CR)	Main Market
PIRAEUS SECURITIES S. A.	09/12/2019
THRACE PLASTICS SA (CR)	Main Market
ALPHA FINANCE INVESTMENT SERVICES S.A.	26/03/2018
EUROBANK EQUITIES INVESTMENT FIRM S.A	26/03/2018
TITAN CEMENT (CB)	Main Market
EUROBANK EQUITIES INVESTMENT FIRM S.A	06/11/2019
VIOHALCO SA/NV (CB)	Main Market
ALPHA FINANCE INVESTMENT SERVICES S.A.	11/03/2008
EUROBANK EQUITIES INVESTMENT FIRM S.A	04/03/2014
MERIT SECURITIES S.A	17/03/2014

Underlying Asset				Derivatives Market													
Price max	Price min	Closing price	change	Delivery Month	Open price	Price max	Price min	Last price	Closing price	Last Bid	Last Ask	Fixing price*	Life high	Life low	Trades	Volume	Open Interest
FTSE/Athex Large Cap																	
1,945.11	1,884.05	1,943.14	3.14%	January 2021	1,902.00	1,954.00	1,902.00	1,952.75	1,952.75	---	---		1,954.00	---	320	1,562	5,569
				February 2021	1,923.00	1,944.00	1,923.00	1,944.00	1,944.00	---	---		1,944.00	---	4	7	91
				March 2021	---	---	---	---	1,893.00	---	---		---	---	---	---	---
				June 2021	---	---	---	---	1,902.50	---	---		---	---	---	---	---
				September 2021	---	---	---	---	1,912.00	---	---		---	---	---	---	---
				December 2021	---	---	---	---	1,921.75	---	---		---	---	---	---	---

(Trade Unit: 1 Index Point x 2E, Cash Settlement)

Derivatives notes

Fixing prices and final open positions can be retrieved from the following path <http://www.helex.gr/el/web/guest/statistics-end-of-day-derivatives>

Underlying Asset				Derivatives Market													
Price max	Price min	Closing price	change	Delivery Month	Open price	Price max	Price min	Last price	Closing price	Last Bid	Last Ask	Fixing price*	Life high	Life low	Trades	Volume	Open Interest
2.65	2.595	2.64	2.72%	(Contract Size: 100 Securities, Physical Delivery)													
				March 2021	2.64	2.66	2.60	2.66	2.66	---	---	---	2.75	---	69	443	6,305
				June 2021	---	---	---	---	2.60	---	---	---	---	---	---	---	---
				September 2021	---	---	---	---	2.61	---	---	---	---	---	---	---	---
				December 2021	---	---	---	---	2.62	---	---	---	---	---	---	---	---
0.97	0.9376	0.97	7.18%	(Contract Size: 100 Securities, Physical Delivery)													
				March 2021	0.939	0.984	0.939	0.983	0.983	---	---	---	1.04	---	525	14,032	67,729
				June 2021	---	---	---	---	0.914	---	---	---	0.940	---	---	---	30
				September 2021	---	---	---	---	0.918	---	---	---	---	---	---	---	---
				December 2021	---	---	---	---	0.923	---	---	---	---	---	---	---	---
0.245	0.2335	0.2375	3.26%	(Contract Size: 100 Securities, Physical Delivery)													
				March 2021	0.241	0.244	0.241	0.244	0.244	---	---	---	0.244	---	6	24	128
				June 2021	---	---	---	---	0.232	---	---	---	---	---	---	---	---
				September 2021	---	---	---	---	0.233	---	---	---	---	---	---	---	---
				December 2021	---	---	---	---	0.235	---	---	---	---	---	---	---	---
26.7	26.02	26.36	-0.15%	(Contract Size: 100 Securities, Physical Delivery)													
				March 2021	26.63	26.63	26.15	26.33	26.33	---	---	---	26.63	---	5	9	110
				June 2021	---	---	---	---	26.66	---	---	---	---	---	---	---	---
				September 2021	---	---	---	---	26.79	---	---	---	---	---	---	---	---
				December 2021	---	---	---	---	26.93	---	---	---	---	---	---	---	---
1.718	1.682	1.698	0.59%	(Contract Size: 100 Securities, Physical Delivery)													
				March 2021	1.73	1.73	1.70	1.72	1.72	---	---	---	1.81	---	21	37	6,415
				June 2021	---	---	---	---	1.70	---	---	---	---	---	---	---	---
				September 2021	---	---	---	---	1.71	---	---	---	---	---	---	---	---
				December 2021	---	---	---	---	1.72	---	---	---	---	---	---	---	---
1.75	1.65	1.65	-4.01%	(Contract Size: 100 Securities, Physical Delivery)													
				March 2021	1.74	1.75	1.65	1.65	1.65	---	---	---	1.77	---	122	1,145	2,830
				June 2021	---	---	---	---	1.74	---	---	---	---	---	---	---	---
				September 2021	---	---	---	---	1.74	---	---	---	---	---	---	---	---
				December 2021	---	---	---	---	1.75	---	---	---	---	---	---	---	---
0.607	0.592	0.606	4.66%	(Contract Size: 100 Securities, Physical Delivery)													
				March 2021	0.585	0.613	0.585	0.613	0.613	---	---	---	0.615	---	147	3,613	51,008
				June 2021	---	---	---	---	0.585	---	---	---	---	---	---	---	---
				September 2021	---	---	---	---	0.588	---	---	---	---	---	---	---	---
				December 2021	---	---	---	---	0.591	---	---	---	---	---	---	---	---

Derivatives notes

Fixing prices and final open positions can be retrieved from the following path <http://www.helex.gr/el/web/guest/statistics-end-of-day-derivatives>

Underlying Asset				Derivatives Market													
Price max	Price min	Closing price	change	Delivery Month	Open price	Price max	Price min	Last price	Closing price	Last Bid	Last Ask	Fixing price*	Life high	Life low	Trades	Volume	Open Interest
EYDAP S.A. (CR)				(Contract Size: 100 Securities, Physical Delivery)													
7.05	6.97	7.05	1.73%	March 2021	7.05	7.05	7.05	7.05	7.05	---	---	---	7.23	---	1	3	299
---	---	---	---	June 2021	---	---	---	---	7.00	---	---	---	---	---	---	---	---
---	---	---	---	September 2021	---	---	---	---	7.03	---	---	---	---	---	---	---	---
---	---	---	---	December 2021	---	---	---	---	7.07	---	---	---	---	---	---	---	---
FOURLIS (CR)				(Contract Size: 100 Securities, Physical Delivery)													
3.9	3.78	3.87	2.38%	March 2021	3.88	3.91	3.83	3.89	3.89	---	---	---	4.03	---	11	18	307
---	---	---	---	June 2021	---	---	---	---	3.82	---	---	---	---	---	---	---	---
---	---	---	---	September 2021	---	---	---	---	3.84	---	---	---	---	---	---	---	---
---	---	---	---	December 2021	---	---	---	---	3.86	---	---	---	---	---	---	---	---
GEK TERNA (CR)				(Contract Size: 100 Securities, Physical Delivery)													
7.75	7.5	7.75	3.06%	March 2021	7.58	7.75	7.56	7.74	7.74	---	---	---	7.75	---	149	690	4,526
---	---	---	---	June 2021	---	---	---	---	7.59	---	---	---	---	---	---	---	---
---	---	---	---	September 2021	---	---	---	---	7.63	---	---	---	---	---	---	---	---
---	---	---	---	December 2021	---	---	---	---	7.67	---	---	---	---	---	---	---	---
HELLENIC EXCHANGES-A.S.E. (CR)				(Contract Size: 100 Securities, Physical Delivery)													
3.915	3.84	3.9	3.18%	March 2021	3.93	3.94	3.89	3.93	3.93	---	---	---	4.12	---	81	159	2,744
---	---	---	---	June 2021	---	---	---	---	3.82	---	---	---	---	---	---	---	---
---	---	---	---	September 2021	---	---	---	---	3.84	---	---	---	---	---	---	---	---
---	---	---	---	December 2021	---	---	---	---	3.86	---	---	---	---	---	---	---	---
HELLENIC PETROLEUM (CR)				(Contract Size: 100 Securities, Physical Delivery)													
5.62	5.27	5.61	4.66%	March 2021	5.35	5.66	5.35	5.66	5.66	---	---	---	5.75	---	34	77	2,331
---	---	---	---	June 2021	---	---	---	---	5.41	---	---	---	---	---	---	---	---
---	---	---	---	September 2021	---	---	---	---	5.44	---	---	---	---	---	---	---	---
---	---	---	---	December 2021	---	---	---	---	5.47	---	---	---	---	---	---	---	---
INTRACOM HOLDINGS (CR)				(Contract Size: 100 Securities, Physical Delivery)													
0.787	0.769	0.785	3.56%	March 2021	0.787	0.787	0.770	0.785	0.785	---	---	---	0.856	---	4	8	1,247
---	---	---	---	June 2021	---	---	---	---	0.765	---	---	---	---	---	---	---	---
---	---	---	---	September 2021	---	---	---	---	0.769	---	---	---	---	---	---	---	---
---	---	---	---	December 2021	---	---	---	---	0.773	---	---	---	---	---	---	---	---
JUMBO SA (CR)				(Contract Size: 100 Securities, Physical Delivery)													
14.39	14.18	14.22	1.57%	March 2021	14.32	14.34	14.25	14.34	14.34	---	---	---	15.25	---	6	26	384
---	---	---	---	June 2021	---	---	---	---	14.14	---	---	---	---	---	---	---	---
---	---	---	---	September 2021	---	---	---	---	14.21	---	---	---	---	---	---	---	---
---	---	---	---	December 2021	---	---	---	---	14.28	---	---	---	---	---	---	---	---

Derivatives notes

Fixing prices and final open positions can be retrieved from the following path <http://www.helex.gr/el/web/guest/statistics-end-of-day-derivatives>

Underlying Asset				Derivatives Market													
Price max	Price min	Closing price	change	Delivery Month	Open price	Price max	Price min	Last price	Closing price	Last Bid	Last Ask	Fixing price*	Life high	Life low	Trades	Volume	Open Interest
LAMDA DEVELOPMENT SA (CR)				(Contract Size: 100 Securities, Physical Delivery)													
7.23	7.02	7.11	0.00%	March 2021	7.25	7.26	7.06	7.17	7.17	---	---	---	7.46	---	43	108	1,397
				June 2021	---	---	---	---	7.18	---	---	---	---	---	---	---	---
				September 2021	---	---	---	---	7.22	---	---	---	---	---	---	---	---
				December 2021	---	---	---	---	7.25	---	---	---	---	---	---	---	---
MARFIN INVESTMENT GROUP (CR)				(Contract Size: 100 Securities, Physical Delivery)													
0.0299	0.0285	0.0296	3.86%	March 2021	0.030	0.030	0.030	0.030	0.030	---	---	---	0.041	---	28	2,413	47,556
				June 2021	---	---	---	---	0.029	---	---	---	---	---	---	---	---
				September 2021	---	---	---	---	0.029	---	---	---	---	---	---	---	---
				December 2021	---	---	---	---	0.029	---	---	---	---	---	---	---	---
MOTOR OIL (CR)				(Contract Size: 100 Securities, Physical Delivery)													
12.03	11.87	12.02	1.95%	March 2021	12.04	12.10	11.97	12.08	12.08	---	---	---	13.27	---	48	123	2,135
				June 2021	---	---	---	---	11.91	---	---	---	---	---	---	---	---
				September 2021	---	---	---	---	11.97	---	---	---	---	---	---	---	---
				December 2021	---	---	---	---	12.03	---	---	---	---	---	---	---	---
MYTILINEOS (CR)				(Contract Size: 100 Securities, Physical Delivery)													
11.81	11.63	11.71	0.69%	March 2021	11.88	11.88	11.73	11.83	11.83	---	---	---	12.02	---	35	79	3,221
				June 2021	---	---	---	---	11.74	---	---	---	---	---	---	---	---
				September 2021	---	---	---	---	11.80	---	---	---	---	---	---	---	---
				December 2021	---	---	---	---	11.86	---	---	---	---	---	---	---	---
NATIONAL BANK (CR)				(Contract Size: 100 Securities, Physical Delivery)													
2.27	2.163	2.25	6.03%	March 2021	2.17	2.28	2.17	2.27	2.27	---	---	---	2.28	---	388	7,746	31,245
				June 2021	---	---	---	---	2.14	---	---	---	---	---	---	---	---
				September 2021	---	---	---	---	2.15	---	---	---	---	---	---	---	---
				December 2021	---	---	---	---	2.16	---	---	---	---	---	---	---	---
OPAP (CR)				(Contract Size: 100 Securities, Physical Delivery)													
10.9	10.5	10.89	3.71%	March 2021	10.73	10.95	10.66	10.90	10.90	---	---	---	10.95	---	62	277	1,999
				June 2021	---	---	---	---	10.60	---	---	---	---	---	---	---	---
				September 2021	---	---	---	---	10.66	---	---	---	---	---	---	---	---
				December 2021	---	---	---	---	10.71	---	---	---	---	---	---	---	---
OTE (CR)				(Contract Size: 100 Securities, Physical Delivery)													
13.45	13.12	13.4	3.64%	March 2021	13.19	13.49	13.17	13.45	13.45	---	---	---	14.34	---	97	327	5,768
				June 2021	---	---	---	---	13.06	---	---	---	---	---	---	---	---
				September 2021	---	---	---	---	13.12	---	---	---	---	---	---	---	---
				December 2021	---	---	---	---	13.19	---	---	---	---	---	---	---	---

Derivatives notes

Fixing prices and final open positions can be retrieved from the following path <http://www.helex.gr/el/web/guest/statistics-end-of-day-derivatives>

Underlying Asset				Derivatives Market													
Price max	Price min	Closing price	change	Delivery Month	Open price	Price max	Price min	Last price	Closing price	Last Bid	Last Ask	Fixing price*	Life high	Life low	Trades	Volume	Open Interest
P.P.A. S.A. (CR)				(Contract Size: 100 Securities, Physical Delivery)													
19.8	19.3	19.76	0.61%	March 2021	19.50	19.50	19.50	19.50	19.50	---	---	---	20.10	---	1	5	361
				June 2021	---	---	---	---	19.83	---	---	---	---	---	---	---	---
				September 2021	---	---	---	---	19.93	---	---	---	---	---	---	---	---
				December 2021	---	---	---	---	20.03	---	---	---	---	---	---	---	---
PIRAEUS BANK (CR)				(Contract Size: 100 Securities, Physical Delivery)													
1.23	1.118	1.23	15.06%	March 2021	1.11	1.25	1.11	1.25	1.25	---	---	---	1.36	---	422	10,833	51,898
				June 2021	---	---	---	---	1.08	---	---	---	---	---	---	---	---
				September 2021	---	---	---	---	1.08	---	---	---	---	---	---	---	---
				December 2021	---	---	---	---	1.09	---	---	---	---	---	---	---	---
PPC (CR)				(Contract Size: 100 Securities, Physical Delivery)													
7.545	7.3	7.5	4.90%	March 2021	7.41	7.59	7.41	7.58	7.58	---	---	---	7.59	---	187	859	11,534
				June 2021	---	---	---	---	7.22	---	---	---	---	---	---	---	---
				September 2021	---	---	---	---	7.26	---	---	---	---	---	---	---	---
				December 2021	---	---	---	---	7.29	---	---	---	---	---	---	---	---
TERNA ENERGY (CR)				(Contract Size: 100 Securities, Physical Delivery)													
13.1	12.8	12.98	1.41%	March 2021	13.00	13.08	12.90	12.90	12.90	---	---	---	13.50	---	10	59	333
				June 2021	---	---	---	---	12.93	---	---	---	---	---	---	---	---
				September 2021	---	---	---	---	12.99	---	---	---	---	---	---	---	---
				December 2021	---	---	---	---	13.06	---	---	---	---	---	---	---	---
TITAN CEMENT (CB)				(Contract Size: 100 Securities, Physical Delivery)													
14.02	13.68	13.9	1.61%	March 2021	14.08	14.08	13.86	14.00	14.00	---	---	---	14.63	---	27	121	680
				June 2021	---	---	---	---	13.81	---	---	---	---	---	---	---	---
				September 2021	---	---	---	---	13.88	---	---	---	---	---	---	---	---
				December 2021	---	---	---	---	13.95	---	---	---	---	---	---	---	---
VIOHALCO SA/NV (CB)				(Contract Size: 100 Securities, Physical Delivery)													
3.73	3.63	3.73	3.04%	March 2021	3.71	3.75	3.71	3.75	3.75	---	---	---	3.86	---	23	62	4,115
				June 2021	---	---	---	---	3.66	---	---	---	---	---	---	---	---
				September 2021	---	---	---	---	3.67	---	---	---	---	---	---	---	---
				December 2021	---	---	---	---	3.69	---	---	---	---	---	---	---	---

Derivatives notes

Fixing prices and final open positions can be retrieved from the following path <http://www.helex.gr/el/web/guest/statistics-end-of-day-derivatives>

FTSE/Athex Large Cap

(Trade Unit: 1 Index Point x 2€ - Exercise Style: European, Cash Settlement)

Exerise Price	Call Options														Put Options														Exerise Price				
	January 2021							February 2021							Other Months		January 2021							February 2021							Other Months		
	Open price	Price max	Price min	Last price	Closing price	Volume	Open Interest	Open price	Price max	Price min	Last price	Closing price	Volume	Open Interest	Volume	Open Interest	Open price	Price max	Price min	Last price	Closing price	Volume	Open Interest	Open price	Price max	Price min	Last price	Closing price		Volume	Open Interest	Volume	Open Interest
1,100	-	-	-	-	-	-	-	-	-	-	-	-	-	-	-	-	-	-	-	-	-	-	-	-	-	-	-	-	-	-	-	1,100	
1,125	-	-	-	-	-	-	-	-	-	-	-	-	-	-	-	-	-	-	-	-	-	-	-	-	-	-	-	-	-	-	-	1,125	
1,150	-	-	-	-	-	-	-	-	-	-	-	-	-	-	-	-	-	-	-	-	-	-	-	-	-	-	-	-	-	-	-	1,150	
1,175	-	-	-	-	-	-	-	-	-	-	-	-	-	-	-	-	-	-	-	-	-	-	-	-	-	-	-	-	-	-	-	1,175	
1,200	0.00	0.00	0.00	-	689.00	-	-	-	-	-	-	-	-	-	-	-	0.00	0.00	0.00	-	0.01	-	-	-	-	-	-	-	-	-	-	1,200	
1,225	0.00	0.00	0.00	-	664.00	-	-	-	-	-	-	-	-	-	-	-	0.00	0.00	0.00	-	0.02	-	-	-	-	-	-	-	-	-	-	1,225	
1,250	0.00	0.00	0.00	-	639.00	-	-	-	-	-	-	-	-	-	-	-	0.00	0.00	0.00	-	0.01	-	-	-	-	-	-	-	-	-	-	1,250	
1,275	0.00	0.00	0.00	-	614.00	-	-	-	-	-	-	-	-	-	-	-	0.00	0.00	0.00	-	0.01	-	-	-	-	-	-	-	-	-	-	1,275	
1,300	0.00	0.00	0.00	-	589.00	-	-	-	-	-	-	-	-	-	-	-	0.00	0.00	0.00	-	0.01	-	-	-	-	-	-	-	-	-	-	1,300	
1,325	0.00	0.00	0.00	-	564.00	-	-	-	-	-	-	-	-	-	-	-	0.00	0.00	0.00	-	0.01	-	-	-	-	-	-	-	-	-	-	1,325	
1,350	0.00	0.00	0.00	-	539.00	-	-	-	-	-	-	-	-	-	-	-	0.00	0.00	0.00	-	0.01	-	-	-	-	-	-	-	-	-	-	1,350	
1,375	0.00	0.00	0.00	-	514.00	-	-	-	-	-	-	-	-	-	-	-	0.00	0.00	0.00	-	0.01	-	-	-	-	-	-	-	-	-	-	1,375	
1,400	0.00	0.00	0.00	-	489.00	-	-	-	-	-	-	-	-	-	-	-	0.00	0.00	0.00	-	0.02	-	-	-	-	-	-	-	-	-	-	1,400	
1,425	0.00	0.00	0.00	-	464.00	-	-	-	-	-	-	-	-	-	-	-	0.00	0.00	0.00	-	0.01	-	-	-	-	-	-	-	-	-	-	1,425	
1,450	0.00	0.00	0.00	-	439.00	-	-	-	-	-	-	-	-	-	-	-	0.00	0.00	0.00	-	0.01	-	-	-	-	-	-	-	-	-	-	1,450	
1,475	0.00	0.00	0.00	-	414.00	-	-	-	-	-	-	-	-	-	-	-	0.00	0.00	0.00	-	0.02	-	-	-	-	-	-	-	-	-	-	1,475	
1,500	0.00	0.00	0.00	-	389.00	-	-	-	-	-	-	-	-	-	-	-	0.00	0.00	0.00	-	0.01	-	-	-	-	-	-	-	-	-	-	1,500	
1,525	0.00	0.00	0.00	-	364.00	-	-	0.00	0.00	0.00	-	366.00	-	-	-	0.00	0.00	0.00	-	0.01	-	-	0.00	0.00	0.00	-	0.99	-	-	-	1,525		
1,550	0.00	0.00	0.00	-	339.00	-	-	0.00	0.00	0.00	-	341.00	-	-	-	0.00	0.00	0.00	-	0.03	-	-	0.00	0.00	0.00	-	1.60	-	-	-	1,550		
1,575	0.00	0.00	0.00	-	314.00	-	-	0.00	0.00	0.00	-	317.00	-	-	-	0.00	0.00	0.00	-	0.06	-	-	0.00	0.00	0.00	-	2.40	-	-	-	1,575		
1,600	0.00	0.00	0.00	-	290.00	-	-	0.00	0.00	0.00	-	293.00	-	-	-	0.00	0.00	0.00	-	0.15	-	-	0.00	0.00	0.00	-	3.50	-	-	-	1,600		
1,625	0.00	0.00	0.00	-	265.00	-	-	0.00	0.00	0.00	-	270.00	-	-	-	0.00	0.00	0.00	-	0.32	-	-	0.00	0.00	0.00	-	5.10	-	-	-	1,625		
1,650	0.00	0.00	0.00	-	240.00	-	-	0.00	0.00	0.00	-	247.00	-	-	-	0.00	0.00	0.00	-	0.64	-	-	0.00	0.00	0.00	-	7.20	-	-	-	1,650		
1,675	0.00	0.00	0.00	-	216.00	-	40	0.00	0.00	0.00	-	225.00	-	-	-	0.00	0.00	0.00	-	1.20	-	-	0.00	0.00	0.00	-	9.90	-	-	-	1,675		
1,700	0.00	0.00	0.00	-	192.00	-	20	0.00	0.00	0.00	-	204.00	-	-	-	0.00	0.00	0.00	-	2.20	-	20	0.00	0.00	0.00	-	13.50	-	-	-	1,700		
1,725	0.00	0.00	0.00	-	168.00	-	-	0.00	0.00	0.00	-	183.00	-	-	-	0.00	0.00	0.00	-	3.80	-	-	0.00	0.00	0.00	-	17.75	-	-	-	1,725		
1,750	0.00	0.00	0.00	-	146.00	-	20	0.00	0.00	0.00	-	163.00	-	-	-	0.00	0.00	0.00	-	6.30	-	120	0.00	0.00	0.00	-	23.25	-	-	-	1,750		
1,775	0.00	0.00	0.00	-	124.00	-	-	0.00	0.00	0.00	-	145.00	-	-	-	0.00	0.00	0.00	-	9.90	-	20	0.00	0.00	0.00	-	29.50	-	40	-	1,775		
1,800	0.00	0.00	0.00	-	104.00	-	23	0.00	0.00	0.00	-	128.00	-	-	-	0.00	0.00	0.00	-	14.75	-	56	0.00	0.00	0.00	-	37.25	-	25	-	1,800		
1,825	0.00	0.00	0.00	-	86.00	-	23	0.00	0.00	0.00	-	112.00	-	2	-	0.00	0.00	0.00	-	21.50	-	72	0.00	0.00	0.00	-	46.00	-	60	-	1,825		
1,850	0.00	0.00	0.00	-	69.50	-	5	0.00	0.00	0.00	-	97.00	-	-	-	0.00	0.00	0.00	-	30.00	-	71	35.00	35.00	35.00	35.00	35.00	10	-	-	1,850		
1,875	0.00	0.00	0.00	-	55.00	-	25	119.00	119.00	119.00	119.00	119.00	20	-	-	20.25	0.00	20.25	20.25	20.25	20.25	20	12	38.00	38.00	38.00	38.00	38.00	20	25	-	1,875	
1,900	0.00	0.00	0.00	-	42.75	-	75	94.00	94.00	86.00	86.00	86.00	40	-	-	0.00	0.00	0.00	-	53.00	-	-	54.50	54.50	54.00	54.50	54.50	70	-	-	1,900		
1,925	51.00	52.50	51.00	52.50	52.50	4	61	0.00	0.00	0.00	-	60.50	-	-	-	0.00	52.50	0.00	-	68.00	-	-	66.50	66.50	66.50	66.50	66.50	20	-	-	1,925		
1,950	30.00	30.00	30.00	30.00	30.00	1	8	0.00	0.00	0.00	-	51.00	-	-	-	0.00	30.00	0.00	-	84.50	-	-	0.00	0.00	0.00	-	110.00	-	-	-	1,950		
1,975	0.00	0.00	0.00	-	17.50	-	2	0.00	0.00	0.00	-	42.50	-	-	-	0.00	0.00	0.00	-	103.00	-	-	0.00	0.00	0.00	-	126.00	-	-	-	1,975		

FTSE/Athex Large Cap

(Trade Unit: 1 Index Point x 2€ - Exercise Style: European, Cash Settlement)

Call Options																Put Options																			
January 2021								February 2021								Other Months				January 2021							February 2021				Other Months				Exercise Price
Open price	Price max	Price min	Last price	Closing price	Volume	Open Interest		Open price	Price max	Price min	Last price	Closing price	Volume	Open Interest	Volume	Open Interest	Open price	Price max	Price min	Last price	Closing price	Volume	Open Interest	Open price	Price max	Price min	Last price	Closing price	Volume	Open Interest	Volume	Open Interest			
2,000	0.00	0.00	0.00	-	12.50	-	1	0.00	0.00	0.00	-	35.25	-	-			0.00	0.00	0.00	-	123.00	-	-	0.00	0.00	0.00	-	144.00	-	-			2,000		
2,050	0.00	0.00	0.00	-	5.80	-	-	0.00	0.00	0.00	-	23.50	-	-			0.00	0.00	0.00	-	166.00	-	-	0.00	0.00	0.00	-	182.00	-	-			2,050		
2,100	0.00	0.00	0.00	-	2.50	-	-	0.00	0.00	0.00	-	15.25	-	-			0.00	0.00	0.00	-	212.00	-	-	0.00	0.00	0.00	-	224.00	-	-			2,100		
Totals:						5	303							60	2	0	0							20	371					120	150	0	0		
Number of Trades:						4							3	0							1					7	0								

ALPHA BANK (CR)

(Contract Size: 100 Securities, Exercise Style: American, Physical Delivery)

Call Options																Put Options																	
Exercise Price	January 2021						February 2021						Other Months		January 2021						February 2021						Other Months		Exercise Price				
	Open price	Price max	Price min	Last price	Closing price	Volume	Open Interest	Open price	Price max	Price min	Last price	Closing price	Volume	Open Interest	Volume	Open Interest	Open price	Price max	Price min	Last price	Closing price	Volume	Open Interest	Open price	Price max	Price min	Last price	Closing price		Volume	Open Interest	Volume	Open Interest
0.150	0.000	0.000	0.000		0.755	-	-						-	-			0.000	0.000	0.000		0.001	-	-						-	-			0.002
0.200	0.000	0.000	0.000		0.705	-	-						-	-			0.000	0.000	0.000		0.001	-	-						-	-			0.002
0.250	0.000	0.000	0.000		0.655	-	-						-	-			0.000	0.000	0.000		0.001	-	-						-	-			0.003
0.300	0.000	0.000	0.000		0.605	-	-						-	-			0.000	0.000	0.000		0.001	-	-						-	-			0.003
0.350	0.000	0.000	0.000		0.555	-	-						-	-			0.000	0.000	0.000		0.004	-	-						-	-			0.004
0.400	0.000	0.000	0.000		0.506	-	-	0.000	0.000	0.000		0.506	-	-			0.000	0.000	0.000		0.001	-	-	0.000	0.000	0.000	0.001	-	-			0.004	
0.450	0.000	0.000	0.000		0.456	-	-	0.000	0.000	0.000		0.457	-	-			0.000	0.000	0.000		0.001	-	-	0.000	0.000	0.000	0.002	-	-			0.005	
0.500	0.000	0.000	0.000		0.406	-	-	0.000	0.000	0.000		0.407	-	-			0.000	0.000	0.000		0.001	-	-	0.000	0.000	0.000	0.001	-	-			0.005	
0.550	0.000	0.000	0.000		0.356	-	-	0.000	0.000	0.000		0.359	-	-			0.000	0.000	0.000		0.001	-	-	0.000	0.000	0.000	0.002	-	-			0.006	
0.600	0.000	0.000	0.000		0.306	-	-	0.000	0.000	0.000		0.312	-	-			0.000	0.000	0.000		0.001	-	-	0.000	0.000	0.000	0.005	-	-			0.006	
0.650	0.000	0.000	0.000		0.258	-	5	0.000	0.000	0.000		0.268	-	-			0.000	0.000	0.000		0.002	-	-	0.000	0.000	0.000	0.011	-	-			0.007	
0.700	0.000	0.000	0.000		0.211	-	34	0.000	0.000	0.000		0.226	-	-			0.000	0.000	0.000		0.005	-	-	0.000	0.000	0.000	0.019	-	-			0.007	
0.750	0.000	0.000	0.000		0.168	-	-	0.000	0.000	0.000		0.189	-	-			0.000	0.000	0.000		0.012	-	-	0.000	0.000	0.000	0.031	-	-			0.008	
0.800	0.000	0.000	0.000		0.129	-	-	0.000	0.000	0.000		0.155	-	-			0.000	0.000	0.000		0.023	-	-	0.000	0.000	0.000	0.048	-	-			0.008	
0.850	0.000	0.000	0.000		0.096	-	13	0.000	0.000	0.000		0.126	-	-			0.000	0.000	0.000		0.040	-	-	0.000	0.000	0.000	0.068	-	-			0.009	
0.900	0.000	0.000	0.000		0.068	-	9	0.000	0.000	0.000		0.100	-	-			0.000	0.000	0.000		0.062	-	-	0.000	0.000	0.000	0.093	-	-			0.009	
0.950	0.000	0.000	0.000		0.047	-	-	0.000	0.000	0.000		0.080	-	-			0.000	0.000	0.000		0.091	-	-	0.000	0.000	0.000	0.122	-	-			0.010	
1.000	0.101	0.101	0.070	0.070	0.070	8	11	0.000	0.000	0.000		0.063	-	-			0.000	0.000	0.000		0.126	-	-	0.000	0.000	0.000	0.155	-	-			0.010	
1.100	0.000	0.000	0.000		0.013	-	-	0.000	0.000	0.000		0.038	-	-			0.000	0.000	0.000		0.207	-	-	0.000	0.000	0.000	0.230	-	-			0.011	
1.200	0.000	0.000	0.000		0.005	-	-	0.000	0.000	0.000		0.022	-	-			0.000	0.000	0.000		0.299	-	-	0.000	0.000	0.000	0.314	-	-			0.012	
1.300	0.000	0.000	0.000		0.002	-	-	0.000	0.000	0.000		0.012	-	-			0.000	0.000	0.000		0.396	-	-	0.000	0.000	0.000	0.405	-	-			0.013	
1.400	0.000	0.000	0.000		0.001	-	-	0.000	0.000	0.000		0.007	-	-			0.000	0.000	0.000		0.495	-	-	0.000	0.000	0.000	0.499	-	-			0.014	
1.500	0.000	0.000	0.000		0.005	-	-	0.000	0.000	0.000		0.004	-	-			0.000	0.000	0.000		0.595	-	-	0.000	0.000	0.000	0.597	-	-			0.015	
Totals:						8	72						0	0																			
Number of Trades:							3						0	0																			

NATIONAL BANK (CR)

(Contract Size: 100 Securities, Exercise Style: American, Physical Delivery)

Exercise Price	Call Options														Put Options														Exercise Price				
	January 2021						February 2021						Other Months		January 2021						February 2021						Other Months						
	Open price	Price max	Price min	Last price	Closing price	Volume	Open Interest	Open price	Price max	Price min	Last price	Closing price	Volume	Open Interest	Volume	Open Interest	Open price	Price max	Price min	Last price	Closing price	Volume	Open Interest	Open price	Price max	Price min	Last price	Closing price		Volume	Open Interest	Volume	Open Interest
0.600						-	-						-	-									-	-									0.006
0.650	0.000	0.000	0.000		1.47	-	-						-	-			0.000	0.000	0.000		0.001	-	-									0.007	
0.700	0.000	0.000	0.000		1.42	-	-						-	-			0.000	0.000	0.000		0.001	-	-									0.007	
0.750	0.000	0.000	0.000		1.37	-	-						-	-			0.000	0.000	0.000		0.001	-	-									0.008	
0.800	0.000	0.000	0.000		1.32	-	-						-	-			0.000	0.000	0.000		0.001	-	-									0.008	
0.850	0.000	0.000	0.000		1.27	-	-						-	-			0.000	0.000	0.000		0.001	-	-									0.009	
0.900	0.000	0.000	0.000		1.22	-	-						-	-			0.000	0.000	0.000		0.001	-	-									0.009	
0.950	0.000	0.000	0.000		1.17	-	-	0.000	0.000	0.000		1.17	-	-			0.000	0.000	0.000		0.002	-	-	0.000	0.000	0.000		0.001	-	-		0.010	
1.000	0.000	0.000	0.000		1.12	-	-	0.000	0.000	0.000		1.12	-	-			0.000	0.000	0.000		0.001	-	-	0.000	0.000	0.000		0.001	-	-		0.010	
1.100	0.000	0.000	0.000		1.02	-	-	0.000	0.000	0.000		1.02	-	-			0.000	0.000	0.000		0.002	-	-	0.000	0.000	0.000		0.001	-	-		0.011	
1.200	0.000	0.000	0.000		0.922	-	-	0.000	0.000	0.000		0.926	-	-			0.000	0.000	0.000		0.001	-	-	0.000	0.000	0.000		0.003	-	-		0.012	
1.300	0.000	0.000	0.000		0.822	-	-	0.000	0.000	0.000		0.830	-	-			0.000	0.000	0.000		0.001	-	20	0.000	0.000	0.000		0.006	-	-		0.013	
1.400	0.000	0.000	0.000		0.722	-	-	0.000	0.000	0.000		0.736	-	-			0.000	0.000	0.000		0.001	-	20	0.000	0.000	0.000		0.012	-	-		0.014	
1.500	0.000	0.000	0.000		0.624	-	-	0.000	0.000	0.000		0.647	-	-			0.000	0.000	0.000		0.002	-	-	0.000	0.000	0.000		0.022	-	-		0.015	
1.600	0.000	0.000	0.000		0.527	-	-	0.000	0.000	0.000		0.562	-	-			0.000	0.000	0.000		0.005	-	-	0.000	0.000	0.000		0.037	-	-		0.016	
1.700	0.000	0.000	0.000		0.434	-	-	0.000	0.000	0.000		0.483	-	-			0.000	0.000	0.000		0.012	-	-	0.000	0.000	0.000		0.057	-	-		0.017	
1.800	0.000	0.000	0.000		0.348	-	-	0.000	0.000	0.000		0.411	-	-			0.000	0.000	0.000		0.026	-	-	0.000	0.000	0.000		0.085	-	-		0.018	
1.900	0.000	0.000	0.000		0.271	-	-	0.000	0.000	0.000		0.347	-	-			0.000	0.000	0.000		0.049	-	-	0.000	0.000	0.000		0.121	-	-		0.019	
2.000	0.252	0.278	0.252	0.252	0.252	5	59	0.000	0.000	0.000		0.290	-	-			0.000	0.000	0.000		0.082	-	20	0.000	0.000	0.000		0.163	-	-		0.020	
2.200	0.000	0.000	0.000		0.105	-	-	0.000	0.000	0.000		0.197	-	-			0.000	0.000	0.000		0.183	-	-	0.000	0.000	0.000		0.271	-	-		0.022	
2.400	0.114	0.114	0.085	0.085	0.085	13	-	0.000	0.000	0.000		0.130	-	-			0.000	0.000	0.000		0.326	-	-	0.000	0.000	0.000		0.403	-	-		0.024	
2.600	0.000	0.000	0.000		0.020	-	-	0.000	0.000	0.000		0.083	-	-			0.000	0.000	0.000		0.497	-	-	0.000	0.000	0.000		0.557	-	-		0.026	
2.800	0.000	0.000	0.000		0.007	-	-	0.000	0.000	0.000		0.052	-	-			0.000	0.000	0.000		0.685	-	-	0.000	0.000	0.000		0.726	-	-		0.028	
3.000	0.000	0.000	0.000		0.002	-	-	0.000	0.000	0.000		0.032	-	-			0.000	0.000	0.000		0.881	-	-	0.000	0.000	0.000		0.906	-	-		0.030	
3.200	0.000	0.000	0.000		0.001	-	-	0.000	0.000	0.000		0.020	-	-			0.000	0.000	0.000		1.08	-	-	0.000	0.000	0.000		1.09	-	-		0.032	
Totals:						18	59						0	0	0	0						18	60							0	0	0	0
Number of Trades:						9							0		0							0.00								0		0	

OPAP (CR)

(Contract Size: 100 Securities, Exercise Style: American, Physical Delivery)

Call Options																	Put Options																
January 2021							February 2021							Other Months			January 2021					February 2021					Other Months			Exercise Price			
Exercise Price	Open price	Price max	Price min	Last price	Closing price	Volume	Open Interest	Open price	Price max	Price min	Last price	Closing price	Volume	Open Interest	Volume	Open Interest	Open price	Price max	Price min	Last price	Closing price	Volume	Open Interest	Open price	Price max	Price min	Last price	Closing price	Volume		Open Interest	Volume	Open Interest
4.000						-	-																										0.040
4.400						-	-																										0.044
4.800	0.000	0.000	0.000		5.71	-	-										0.000	0.000	0.000		0.001	-	-										0.048
5.200	0.000	0.000	0.000		5.31	-	-										0.000	0.000	0.000		0.003	-	-										0.052
5.600	0.000	0.000	0.000		4.91	-	-										0.000	0.000	0.000		0.001	-	-										0.056
6.000	0.000	0.000	0.000		4.51	-	-										0.000	0.000	0.000		0.001	-	-										0.060
6.400	0.000	0.000	0.000		4.11	-	-	0.000	0.000	0.000		4.12	-	-			0.000	0.000	0.000		0.001	-	-	0.000	0.000	0.000		0.001	-	-			0.064
6.800	0.000	0.000	0.000		3.71	-	-	0.000	0.000	0.000		3.72	-	-			0.000	0.000	0.000		0.001	-	-	0.000	0.000	0.000		0.001	-	-			0.068
7.200	0.000	0.000	0.000		3.31	-	-	0.000	0.000	0.000		3.32	-	-			0.000	0.000	0.000		0.001	-	-	0.000	0.000	0.000		0.001	-	-			0.072
7.600	0.000	0.000	0.000		2.91	-	-	0.000	0.000	0.000		2.93	-	-			0.000	0.000	0.000		0.001	-	-	0.000	0.000	0.000		0.004	-	-			0.076
8.000	0.000	0.000	0.000		2.51	-	-	0.000	0.000	0.000		2.54	-	-			0.000	0.000	0.000		0.001	-	15	0.000	0.000	0.000		0.013	-	-			0.080
8.400	0.000	0.000	0.000		2.11	-	-	0.000	0.000	0.000		2.16	-	-			0.000	0.000	0.000		0.001	-	-	0.000	0.000	0.000		0.031	-	-			0.084
8.800	0.000	0.000	0.000		1.72	-	-	0.000	0.000	0.000		1.79	-	-			0.000	0.000	0.000		0.005	-	-	0.000	0.000	0.000		0.067	-	-			0.088
9.200	0.000	0.000	0.000		1.33	-	-	0.000	0.000	0.000		1.46	-	-			0.000	0.000	0.000		0.021	-	-	0.000	0.000	0.000		0.127	-	-			0.092
9.600	0.000	0.000	0.000		0.974	-	-	0.000	0.000	0.000		1.15	-	-			0.000	0.000	0.000		0.062	-	-	0.000	0.000	0.000		0.220	-	-			0.096
10.000	0.795	0.795	0.795	0.795	0.795	5	15	0.000	0.000	0.000		0.884	-	5			0.000	0.000	0.000		0.147	-	10	0.000	0.000	0.000		0.353	-	-			0.100
11.000	0.000	0.000	0.000		0.169	-	26	0.000	0.000	0.000		0.402	-	-			0.000	0.000	0.000		0.657	-	-	0.000	0.000	0.000		0.871	-	-			0.110
12.000	0.000	0.000	0.000		0.024	-	-	0.000	0.000	0.000		0.155	-	-			0.000	0.000	0.000		1.52	-	-	0.000	0.000	0.000		1.63	-	-			0.120
13.000	0.000	0.000	0.000		0.002	-	-	0.000	0.000	0.000		0.050	-	-			0.000	0.000	0.000		2.50	-	-	0.000	0.000	0.000		2.53	-	-			0.130
14.000	0.000	0.000	0.000		0.001	-	-	0.000	0.000	0.000		0.014	-	-			0.000	0.000	0.000		3.50	-	-	0.000	0.000	0.000		3.50	-	-			0.140
15.000	0.000	0.000	0.000		0.001	-	-	0.000	0.000	0.000		0.003	-	-			0.000	0.000	0.000		4.50	-	-	0.000	0.000	0.000		4.50	-	-			0.150
16.000	0.000	0.000	0.000		0.001	-	-	0.000	0.000	0.000		0.001	-	-			0.000	0.000	0.000		5.50	-	-	0.000	0.000	0.000		5.50	-	-			0.160
Totals:						5	41						0	5	0	0						5	25					0	15	0	0		
Number of Trades:						1							0		0							0.00						0		0			

OTE (CR)

(Contract Size: 100 Securities, Exercise Style: American, Physical Delivery)

Exercise Price	Call Options														Put Options																			
	January 2021						February 2021						Other Months		January 2021						February 2021						Other Months		Exercise Price					
	Open price	Price max	Price min	Last price	Closing price	Volume	Open Interest	Open price	Price max	Price min	Last price	Closing price	Volume	Open Interest	Volume	Open Interest	Open price	Price max	Price min	Last price	Closing price	Volume	Open Interest	Open price	Price max	Price min	Last price	Closing price		Volume	Open Interest	Volume	Open Interest	
8.000						-	-							-	-																			
8.400	0.000	0.000	0.000		4.54	-	-							-	-	0.000	0.000	0.000		0.001	-	-											0.084	
8.800	0.000	0.000	0.000		4.14	-	-							-	-	0.000	0.000	0.000		0.001	-	-											0.088	
9.200	0.000	0.000	0.000		3.74	-	-	0.000	0.000	0.000		3.76	-	-	0.000	0.000	0.000		0.001	-	-	0.000	0.000	0.000		0.001	-	-				0.092		
9.600	0.000	0.000	0.000		3.34	-	-	0.000	0.000	0.000		3.36	-	-	0.000	0.000	0.000		0.001	-	-	0.000	0.000	0.000		0.002	-	-				0.096		
10.000	0.000	0.000	0.000		2.94	-	-	0.000	0.000	0.000		2.97	-	-	0.000	0.000	0.000		0.001	-	-	0.000	0.000	0.000		0.007	-	-				0.100		
11.000	0.000	0.000	0.000		1.95	-	-	0.000	0.000	0.000		2.02	-	-	0.000	0.000	0.000		0.003	-	-	0.000	0.000	0.000		0.055	-	-				0.110		
12.000	0.000	0.000	0.000		1.01	-	-	0.000	0.000	0.000		1.20	-	-	0.000	0.000	0.000		0.063	-	5	0.000	0.000	0.000		0.231	-	-				0.120		
13.000	0.000	0.000	0.000		0.339	-	5	0.000	0.000	0.000		0.603	-	5	0.000	0.000	0.000		0.393	-	5	0.000	0.000	0.000		0.634	-	-				0.130		
14.000	0.000	0.000	0.000		0.062	-	10	0.000	0.000	0.000		0.256	-	5	0.000	0.000	0.000		1.12	-	-	0.000	0.000	0.000		1.29	-	-				0.140		
15.000	0.000	0.000	0.000		0.006	-	-	0.000	0.000	0.000		0.091	-	-	0.000	0.000	0.000		2.07	-	-	0.000	0.000	0.000		2.13	-	-				0.150		
16.000	0.000	0.000	0.000		0.002	-	-	0.000	0.000	0.000		0.027	-	-	0.000	0.000	0.000		3.07	-	-	0.000	0.000	0.000		3.08	-	-				0.160		
17.000	0.000	0.000	0.000		0.001	-	-	0.000	0.000	0.000		0.007	-	-	0.000	0.000	0.000		4.07	-	-	0.000	0.000	0.000		4.07	-	-				0.170		
18.000	0.000	0.000	0.000		0.001	-	-	0.000	0.000	0.000		0.002	-	-	0.000	0.000	0.000		5.07	-	-	0.000	0.000	0.000		5.07	-	-				0.180		
19.000	0.000	0.000	0.000		0.001	-	-	0.000	0.000	0.000		0.001	-	-	0.000	0.000	0.000		6.07	-	-	0.000	0.000	0.000		6.07	-	-				0.190		
Totals:						0	15					0	10	0	0							0	10					0	10	0	0			
Number of Trades:						0						0		0								0.00					0		0					

PIRAEUS BANK (CR)

(Contract Size: 100 Securities, Exercise Style: American, Physical Delivery)

Call Options															Put Options																		
Exercise Price	January 2021						February 2021						Other Months			January 2021						February 2021						Other Months			Exercise Price		
	Open price	Price max	Price min	Last price	Closing price	Volume	Open Interest	Open price	Price max	Price min	Last price	Closing price	Volume	Open Interest	Volume	Open Interest	Open price	Price max	Price min	Last price	Closing price	Volume	Open Interest	Open price	Price max	Price min	Last price	Closing price	Volume	Open Interest		Volume	Open Interest
0.350	0.000	0.000	0.000		0.720	-	-						-	-			0.000	0.000	0.000		0.001	-	-						-	-			0.004
0.400	0.000	0.000	0.000		0.671	-	-						-	-			0.000	0.000	0.000		0.001	-	-						-	-			0.004
0.450	0.000	0.000	0.000		0.621	-	-						-	-			0.000	0.000	0.000		0.001	-	-						-	-			0.005
0.500	0.000	0.000	0.000		0.571	-	-						-	-			0.000	0.000	0.000		0.001	-	-						-	-			0.005
0.550	0.000	0.000	0.000		0.521	-	-						-	-			0.000	0.000	0.000		0.001	-	-						-	-			0.006
0.600	0.000	0.000	0.000		0.471	-	-						-	-			0.000	0.000	0.000		0.001	-	-						-	-			0.006
0.650	0.000	0.000	0.000		0.421	-	-						-	-			0.000	0.000	0.000		0.001	-	-						-	-			0.007
0.700	0.000	0.000	0.000		0.371	-	-						-	-			0.000	0.000	0.000		0.001	-	-						-	-			0.007
0.750	0.000	0.000	0.000		0.322	-	-	0.000	0.000	0.000		0.337	-	-			0.000	0.000	0.000		0.001	-	-	0.000	0.000	0.000		0.015	-	-			0.008
0.800	0.000	0.000	0.000		0.275	-	-	0.000	0.000	0.000		0.296	-	-			0.000	0.000	0.000		0.004	-	-	0.000	0.000	0.000		0.024	-	-			0.008
0.850	0.000	0.000	0.000		0.229	-	-	0.000	0.000	0.000		0.258	-	-			0.000	0.000	0.000		0.008	-	-	0.000	0.000	0.000		0.035	-	-			0.009
0.900	0.000	0.000	0.000		0.187	-	-	0.000	0.000	0.000		0.222	-	-			0.000	0.000	0.000		0.016	-	-	0.000	0.000	0.000		0.049	-	-			0.009
0.950	0.000	0.000	0.000		0.149	-	-	0.000	0.000	0.000		0.191	-	-			0.000	0.000	0.000		0.028	-	-	0.000	0.000	0.000		0.068	-	-			0.010
1.000	0.000	0.000	0.000		0.116	-	-	0.000	0.000	0.000		0.163	-	-			0.000	0.000	0.000		0.045	-	-	0.000	0.000	0.000		0.090	-	-			0.010
1.100	0.000	0.000	0.000		0.065	-	-	0.000	0.000	0.000		0.116	-	-			0.000	0.000	0.000		0.094	-	-	0.000	0.000	0.000		0.143	-	-			0.011
1.200	0.000	0.000	0.000		0.033	-	-	0.000	0.000	0.000		0.081	-	-			0.000	0.000	0.000		0.162	-	-	0.000	0.000	0.000		0.207	-	-			0.012
1.300	0.000	0.000	0.000		0.016	-	30	0.000	0.000	0.000		0.055	-	-			0.000	0.000	0.000		0.244	-	-	0.000	0.000	0.000		0.282	-	-			0.013
1.400	0.000	0.000	0.000		0.007	-	-	0.000	0.000	0.000		0.037	-	10			0.000	0.000	0.000		0.336	-	-	0.000	0.000	0.000		0.363	-	-			0.014
1.500	0.000	0.000	0.000		0.003	-	-	0.000	0.000	0.000		0.024	-	-			0.000	0.000	0.000		0.432	-	-	0.000	0.000	0.000		0.451	-	-			0.015
1.600	0.000	0.000	0.000		0.001	-	-	0.000	0.000	0.000		0.016	-	-			0.000	0.000	0.000		0.530	-	-	0.000	0.000	0.000		0.543	-	-			0.016
1.700	0.000	0.000	0.000		0.001	-	-	0.000	0.000	0.000		0.011	-	-			0.000	0.000	0.000		0.630	-	-	0.000	0.000	0.000		0.637	-	-			0.017
1.800	0.000	0.000	0.000		0.003	-	-	0.000	0.000	0.000		0.007	-	-			0.000	0.000	0.000		0.730	-	-	0.000	0.000	0.000		0.734	-	-			0.018
1.900						-	-						-	-								-	-					-	-			0.019	
2.000						-	-						-	-								-	-					-	-			0.020	
2.200						-	-						-	-								-	-					-	-			0.022	
2.400						-	-						-	-								-	-					-	-			0.024	
Totals:						0	30						0	10	0	0						0	0						0	0	0	0	
Number of Trades:						0							0		0							0.00							0		0		

PPC (CR)

(Contract Size: 100 Securities, Exercise Style: American, Physical Delivery)

Call Options																Put Options																			
January 2021								February 2021								Other Months				January 2021					February 2021					Other Months					
Exercise Price	Open price	Price max	Price min	Last price	Closing price	Volume	Open Interest	Open price	Price max	Price min	Last price	Closing price	Volume	Open Interest	Volume	Open Interest	Open price	Price max	Price min	Last price	Closing price	Volume	Open Interest	Open price	Price max	Price min	Last price	Closing price	Volume	Open Interest	Volume	Open Interest	Exercise Price		
1.400						-	-																											0.014	
1.500						-	-																											0.015	
1.600						-	-																											0.016	
1.700						-	-																											0.017	
1.800						-	-																											0.018	
1.900						-	-																											0.019	
2.000						-	-																											0.020	
2.200						-	-																											0.022	
2.400						-	-																											0.024	
2.600						-	-																											0.026	
2.800						-	-																											0.028	
3.000						-	-																											0.030	
3.200						-	-																											0.032	
3.400	0.000	0.000	0.000		3.75	-	-										0.000	0.000	0.000		0.001	-	-										0.034		
3.600	0.000	0.000	0.000		3.55	-	-										0.000	0.000	0.000		0.001	-	-										0.036		
3.800	0.000	0.000	0.000		3.35	-	-										0.000	0.000	0.000		0.002	-	-										0.038		
4.000	0.000	0.000	0.000		3.16	-	-	0.000	0.000	0.000		3.16	-	-			0.000	0.000	0.000		0.001	-	-	0.000	0.000	0.000		0.001	-	-			0.040		
4.400	0.000	0.000	0.000		2.76	-	-	0.000	0.000	0.000		2.76	-	-			0.000	0.000	0.000		0.001	-	-	0.000	0.000	0.000		0.001	-	-			0.044		
4.800	0.000	0.000	0.000		2.36	-	-	0.000	0.000	0.000		2.37	-	-			0.000	0.000	0.000		0.001	-	-	0.000	0.000	0.000		0.002	-	-			0.048		
5.200	0.000	0.000	0.000		1.96	-	-	0.000	0.000	0.000		1.98	-	-			0.000	0.000	0.000		0.002	-	-	0.000	0.000	0.000		0.010	-	-			0.052		
5.600	0.000	0.000	0.000		1.56	-	-	0.000	0.000	0.000		1.60	-	-			0.000	0.000	0.000		0.002	-	-	0.000	0.000	0.000		0.030	-	-			0.056		
6.000	1.47	1.47	1.47	1.47	1.47	3	3	0.000	0.000	0.000		1.25	-	-			0.000	0.000	0.000		0.011	-	-	0.000	0.000	0.000		0.077	-	-			0.060		
6.400	0.000	0.000	0.000		0.807	-	17	0.000	0.000	0.000		0.934	-	-			0.000	0.000	0.000		0.049	-	16	0.000	0.000	0.000		0.164	-	-			0.064		
6.800	0.701	0.701	0.701	0.701	0.701	3	65	0.000	0.000	0.000		0.667	-	-			0.000	0.000	0.000		0.143	-	5	0.000	0.000	0.000		0.296	-	-			0.068		
7.200	0.000	0.000	0.000		0.275	-	16	0.000	0.000	0.000		0.459	-	5			0.000	0.000	0.000		0.316	-	-	0.000	0.000	0.000		0.487	-	-			0.072		
7.600	0.205	0.249	0.199	0.220	0.220	6	23	0.000	0.000	0.000		0.303	-	5			0.000	0.000	0.000		0.573	-	1	0.000	0.000	0.000		0.731	-	-			0.076		
8.000	0.000	0.000	0.000		0.055	-	-	0.245	0.245	0.245	0.245	0.245	22	5			0.000	0.000	0.000		0.897	-	-	0.000	0.000	0.000		1.02	-	-			0.080		
8.400	0.000	0.000	0.000		0.021	-	-	0.000	0.000	0.000		0.117	-	-			0.000	0.000	0.000		1.26	-	-	0.000	0.000	0.000		1.35	-	-			0.084		
8.800	0.000	0.000	0.000		0.006	-	-	0.000	0.000	0.000		0.068	-	-			0.000	0.000	0.000		1.65	-	-	0.000	0.000	0.000		1.70	-	-			0.088		
9.200	0.000	0.000	0.000		0.002	-	-	0.000	0.000	0.000		0.039	-	-			0.000	0.000	0.000		2.05	-	-	0.000	0.000	0.000		2.07	-	-			0.092		
Totals:						12	124							22	15	0	0							12	22							0	10	0	0
Number of Trades:						7							2	0							0.00							0	0						

Lending Products	Underlying Title	Multilateral Transactions[1]					Bilateral Transactions[2]		Stock Borrowing through OTC (volume)[3]
		Open Interest[5]	Volume(Offered)	Average Weighted	Transactions volume	Average Weighted	Transactions Volume	Average Weighted	Transactions Volume
ADMIEBOR	ADMIE (IPTO) HOLDING S.A. (CR)	1,476	---	---	---	---	---	225,769	
AEGNBOR	AEGEAN AIRLINES (CR)	---	---	---	1,761	4.11%	---	99,220	
ALPHABOR	ALPHA BANK (CR)	54,749	---	---	---	---	---	40,584,359	
ALMYBOR	ALUMIL (CR)	---	---	---	---	---	---	---	
TATTBOR	ATTICA BANK S.A. (CR)	14,300	---	---	---	---	---	370	
EEEBOR	CC HBC AG (CR)	1,113	---	---	---	---	---	70,546	
CENERBOR	CENERGY HOLDINGS (CB)	---	---	---	---	---	---	---	
ELLAKTORBOR	ELLAKTOR (CR)	13,200	---	---	---	---	---	181,898	
EUROBBOR	EUROBANK HOLDINGS (CR)	89,457	---	---	---	---	---	55,472,164	
EYDAPBOR	EYDAP S.A. (CR)	50	---	---	---	---	---	255,864	
FFGRPBOR	FOLLI FOLLIE (CR)	---	---	---	---	---	---	1,067,847	
FOYRKBOR	FOURLIS (CR)	2,900	---	---	---	---	---	32,408	
GEKTERNABOR	GEK TERNA (CR)	500	---	---	---	---	---	26,852	
SARBOR	GR. SARANTIS S.A. (CR)	---	---	---	---	---	---	18,390	
EXAEBOR	HELLENIC EXCHANGES-A.S.E. (CR)	1,000	---	---	---	---	---	302,442	
ELPEBOR	HELLENIC PETROLEUM (CR)	1,500	---	---	---	---	---	172,792	
INTRKBOR	INTRACOM HOLDINGS (CR)	---	---	---	---	---	---	---	
BELABOR	JUMBO SA (CR)	24,700	---	---	---	---	---	164,688	
LAMDABOR	LAMDA DEVELOPMENT SA (CR)	---	---	---	---	---	---	---	
MIGBOR	MARFIN INVESTMENT GROUP (CR)	---	---	---	---	---	---	794,474	
MOHBOR	MOTOR OIL (CR)	1,000	---	---	---	---	---	406,631	
MYTILBOR	MYTILINEOS (CR)	7,000	---	---	10,000	2.65%	---	39,243	
ETEBOR	NATIONAL BANK (CR)	25,408	---	---	17,071	2.86%	---	10,719,515	
OPAPBOR	OPAP (CR)	7,994	---	---	20,000	2.65%	---	1,396,950	
HTOBOR	OTE (CR)	3,000	---	---	---	---	---	578,426	
PPABOR	P.P.A. S.A. (CR)	4,171	---	---	---	---	---	10,701	
TPEIRBOR	PIRAEUS BANK (CR)	15,634	---	---	---	---	---	16,491,293	
PLAISBOR	PLAISIO COMPUTERS SA (CR)	---	---	---	---	---	---	4,000	
PPCBOR	PPC (CR)	---	---	---	10,000	4.03%	---	5,047,567	
QUALBOR	QUALITY & RELIABILITY SA (CR)	---	---	---	---	---	---	---	
TENERGYBOR	TERNA ENERGY (CR)	7,990	---	---	---	---	---	64,840	

Stock Lending Notes

[1] - Multilateral contracts Lending or Borrowing as per Methods 8-1, 8-2 and 8-3-3 (According to ATHEX BoD Resolution No.17)

[2] - Bilateral Contracts Lending or Borrowing as per Methods 8-3-1 and 8-3-2 (According to ATHEX BoD Resolution No.20)

[3] - The information concerning OTC Stock Borrowing Transactions is based on the statements of the Dematerialised Securities System (DSS) operators involved and refers to volumes that have been registered up until the previous working day.

[4] - Average Price (Volume weighted)

[5] - The Data concerning Open Interest before the start of trading session

Lending Products	Underlying Title	Open Interest[5]	Multilateral Transactions[1]				Bilateral Transactions[2]		Stock Borrowing through OTC (volume)[3]
			Volume(Offered)	Average Weighted	Transactions volume	Average Weighted	Transactions Volume	Average Weighted	Transactions Volume
TITCBOR	TITAN CEMENT (CB)	---	---	---	---	---	---	271,407	
VIOBOR	VIOHALCO SA/NV (CB)	841	---	---	---	---	---	---	

Stock Lending Notes

[1] - Multilateral contracts Lending or Borrowing as per Methods 8-1, 8-2 and 8-3-3 (According to ATHEX BoD Resolution No.17)

[2] - Bilateral Contracts Lending or Borrowing as per Methods 8-3-1 and 8-3-2 (According to ATHEX BoD Resolution No.20)

[3] - The information concerning OTC Stock Borrowing Transactions is based on the statements of the Dematerialised Securities System (DSS) operators involved and refers to volumes that have been registered up until the previous working day.

[4] - Average Price (Volume weighted)

[5] - The Data concerning Open Interest before the start of trading session

Sectors codification for listed companies

12003 -	ETF	10101010	Computer Services
10101015	Software	10102030	Computer Hardware
15101010	Telecommunications Equipment	15102015	Telecommunications Services
20101010	Health Care Facilities	20101025	Health Care Services
20102010	Medical Equipment	20103015	Pharmaceuticals
30101010	Banks	30202000	Diversified Financial Services
30202010	Asset Managers & Custodians	30202015	Investment Services
30302010	Full Line Insurance	30302015	Insurance Brokers
35101010	Real Estate Holding and Development	35101015	Real Estate Services
35102000	Diversified REITs	35102030	Office REITs
40201040	Rental & Leasing Services: Consumer	40202010	Home Construction
40202015	Household Furnishings	40202020	Household Appliance
40203040	Electronic Entertainment	40203045	Toys
40204020	Clothing & Accessories	40301010	Entertainment
40301030	Publishing	40301035	Radio & TV Broadcasters
40401010	Diversified Retailers	40401020	Apparel Retailers
40401025	Home Improvement Retailers	40401030	Specialty Retailers
40501010	Airlines	40501015	Travel & Tourism
40501020	Casinos & Gambling	40501025	Hotels & Motels
45101015	Distillers & Vintners	45101020	Soft Drinks
45102010	Farming Fishing Ranching & Plantations	45102020	Food Products
45103010	Tobacco	45201010	Food Retailers & Wholesalers
45201020	Personal Products	50101010	Construction
50101030	Cement	50101035	Building Materials: Other
50202010	Electrical Components	50203000	Diversified Industrials
50203015	Plastics	50203030	Containers & Packaging
50204000	Machinery: Industrial	50204020	Machinery: Construction & Handling
50205010	Industrial Suppliers	50205020	Back Office Support HR & Consulting
50205030	Forms & Bulk Printing Services	50206015	Commercial Vehicles & Parts
50206030	Marine Transportation	50206060	Transportation Services
55101000	Diversified Materials	55101020	Textile Products
55102000	General Mining	55102010	Iron & Steel
55102015	Metal Fabricating	55102035	Aluminum
60101000	Integrated Oil & Gas	60101020	Oil Refining and Marketing
65101010	Alternative Electricity	65101015	Conventional Electricity
65102030	Water		



ATHEX
Athens Stock Exchange

Λεωφ. Αθηνών 110 104 42 Αθήνα
110, Athinon Ave. GR 104 42 Athens
tel. (+30)210-33.66.800, fax (+30)210-33.66.101
www.athexgroup.gr