

20

**Ημερήσιο Δελτίο  
Συναλλακτικής Δραστηριότητας**

Daily Official List  
of Trading Activity

Wednesday, 9 December, 2020

Year: 141 Trading Day No: 235



**ATHEXGROUP**  
Athens Exchange Group

**Disclaimer:**

Hellenic Exchanges-Athens Stock Exchange S.A endeavours to ensure that the data and other material ("Information") presented on the Daily Official List are accurate and complete, but it is not liable for any errors or omissions of data or /and for the accuracy, credibility, updating and completeness of the aforesaid information nor it has any liability arising directly or indirectly from the use of the above Information.

The Company is not liable for the accuracy of the data included in listed companies' announcements. Only the sender of such an announcement is fully and solely liable for any infringement of third party's rights from the content of such announcement. All contents of the Daily Official List are provided only for information purposes and do not constitute investment advice or solicitation to invest in securities or other products listed for trading on the Exchange.

You acknowledge and agree that the Company is the owner of any property rights related to any Information appearing on the Daily Official List including intellectual property rights copyright, trademarks, etc.

The above data are a property of the Hellenic Exchanges-Athens Exchange and are copyright protected. Users are forbidden to reproduce, modify, copy, sale, transmit or redistribute, by all reproduction means and methods, part or the whole of the above data, without reference to their source.

The commercial exploitation of these data is, also, forbidden by third parties. Hellenic Exchanges-Athens Exchange does not carry any responsibility, direct or indirect, derived from usage or accidental alteration of the above data when used by third parties.

---

**Hellenic Exchanges – Athens Stock Exchange S.A.**

110 Athinon Ave., 10442 Athens, Tel: (210) 33.66.800, Fax: (210) 32.13.938

[www.athexgroup.gr](http://www.athexgroup.gr)

---

**Thessalonica Stock Exchange Center (T.S.E.C)**

16-18 Katouni Str., Thessalonica 546 25 Tel: (2310) 567.667, Fax: (2310) 530.545

**Athex Members Guarantee Fund**

14-16 Fidiou Str., Athens 106 78, Tel: (210) 33.04.682, Fax: (210) 33.04.155

**Hellenic Republic Capital Market Commission**

1 Kolokotroni Str. & 1 Stadiou Str., Athens 10562 Tel: (210) 33.77.100 Fax: (210) 33.77.173

---

**Table of Contents**

---

**Section 1: Statistical Figures of Securities, Derivatives and Lending**

Summary of Markets

Athex Indices

Analytic Figures for Athex Market's Boards and Categories

Trading Details by Athex Sectors and Financial Instruments (ETFs)

Top 10 best &amp; worst performing Shares

Derivatives Summary

**Section 2: Analytic Figures of Shares Transactions**

Analytic Figures of Shares Transactions

Shares' Notes

**Section 3: Figures of Securities Transactions**

Securities Blocks Details

Shares Rights Details

Stock Borrowing

Securities Forced Sales

Forced Sales Registered Shares

Exchange Traded Funds (ETFs) Characteristics

**Section 5: Bonds traded in Fixed Income Assets Market**

Convertible Corporate Bonds - Regulated Market

Non Convertible Corporate Bonds - Regulated Market

Government Bonds

Treasury Bills &amp; Zero Coupon Government Bonds

Government Bonds Traded with the Open Outcry Method

State Banks Bonds

**Section 6: Additional Infos**

Athex &amp; ATHEXClear Members List

List of Stocks under Market Making operations

**Section 7: Derivatives Market Analytic Figures**

Index Futures

Stock Futures

Index Options

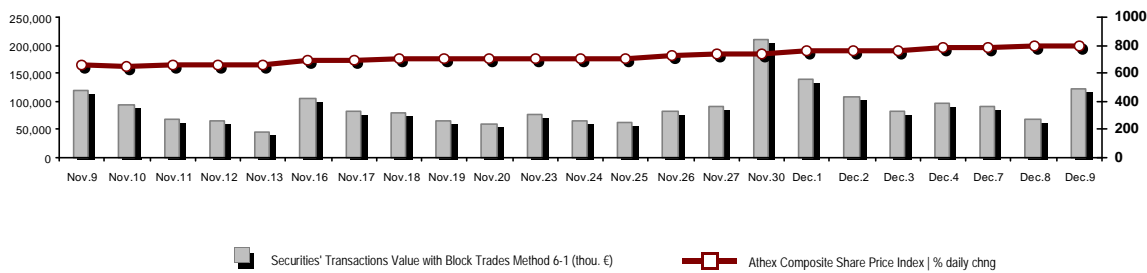
Stock Options

Stock Lending Analytic Figures

**Appendix A: Sectors codification for listed companies**

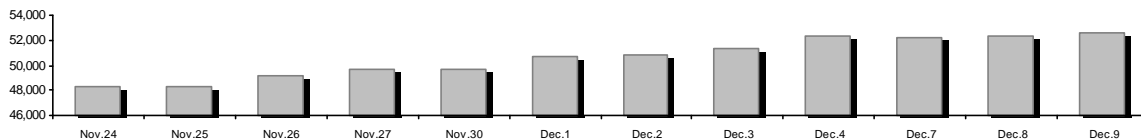
## Summary of Markets

Athex Composite Share Price Index vs Shares and Derivatives Transactions Value

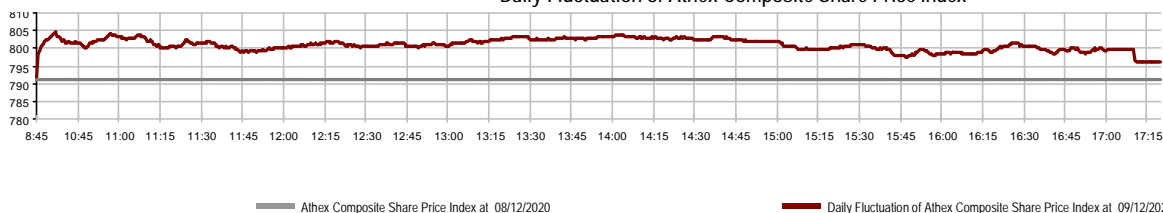


Athex Capitalisation (mill. €) **:	52,551.08		Derivatives Total Open Interest	341,329
Daily change: mill. €   %	156.60	0.30%	in Index Futures   % daily chng	6,147 -0.82%
Yearly Avg Capitalisation: mill. €   % chng prev year Avg	47,095.14	-14.03%	in Stock Futures   % daily chng	330,994 2.21%
Athex Composite Share Price Index   % daily chng	796.01	0.61%	in Index Options   % daily chng	2,246 1.45%
Athex Composite Share Price Index Capitalisation (mill. €)	46,968.26		in Stock Options   % daily chng	1,942 -0.72%
Daily change (mill. €)	152.21			
Securities' Transactions Value with Block Trades Method 6-1 (t)	122,400.59		Derivatives Contracts Volume:	81,600
Daily change: %	53,453.63	77.53%	Daily change: pieces   %	37,575 85.35%
YTD Avg Trans. Value: thou. €   % chng prev year Avg	62,915.29	-4.39%	YTD Avg Derivatives Contracts % chng prev year Avg	37,892 -9.55%
Blocks Transactions Value of Method 6-1 (thou. €)	15,193.63		Derivatives Trades Number:	3,919
Blocks Transactions Value of Method 6-2 & 6-3 (thou. €)	582.83		Daily change: number   %	1,506 62.41%
Bonds Transactions Value (thou.€)	1,787.09		YTD Avg Trades number % chng prev year Avg	2,593 -9.00%
Securities' Transactions Volume with Block Trades Method 6-1 (th)	72,875.29		Lending Total Open Interest	594,327
Daily change: thou. pieces   %	28,958.46	65.94%	Daily change: pieces   %	239,358 67.43%
YTD Avg Volume: % chng prev year Avg	40,947.41	28.98%	Lending Volume (Multilateral/Bilateral)	505,430
Blocks Transactions Volume of Method 6-1 (thou. Pieces)	7,018.00		Daily change: pieces   %	147,611
Blocks Transactions Volume of Method 6-2 & 6-3 (thou. Pieces)	416.75		Multilateral Lending	18,600
Bonds Transactions Volume	1,756,000		Bilateral Lending	486,830
Securities' Trades Number with Block Trades Method 6-1	51,116		Lending Trades Number:	15
Daily change: number   %	15,232	42.45%	Daily change: %	-16
YTD Avg Trades number % chng prev year Avg	32,403	19.36%	Multilateral Lending Trades Number	11
Number of Blocks Method 6-1	5		Bilateral Lending Trades Number	4
Number of Blocks Method 6-2 & 6-3	13			
Number of Bonds Transactions	101			

Athex Capitalisation (mill. €) \*\*



Daily Fluctuation of Athex Composite Share Price Index



## Athex Indices

Index name	09/12/2020	08/12/2020	pts.	%	Min	Max	Year min	Year max	Year change
Athex Composite Share Price Index	796.01 #	791.17	4.84	0.61%	791.17	804.58	469.55	949.20	-13.16% €
FTSE/Athex Large Cap	1,906.48 #	1,894.67	11.81	0.62%	1,894.67	1,929.08	1,135.79	2,371.26	-17.04% €
FTSE/Athex Mid Cap Index	1,072.95 #	1,069.24	3.71	0.35%	1,068.76	1,079.42	659.09	1,298.86	-10.23% €
FTSE/ATHEX-CSE Banking Index	387.81 #	374.55	13.26	3.54%	374.55	392.58	167.93	673.55	-42.11% €
FTSE/ATHEX High Dividend Yield Index	2,695.88 #	2,688.57	7.31	0.27%	2,688.57	2,728.54	1,730.40	3,015.23	-8.35% €
FTSE/ATHEX Global Traders Index Plus	2,058.83 €	2,059.38	-0.55	-0.03%	2,058.83	2,084.18	1,269.53	2,435.50	-11.21% €
FTSE/ATHEX Mid & Small Cap Factor-Weighted Ind	2,918.09 #	2,902.45	15.64	0.54%	2,902.45	2,937.91	2,028.59	3,205.70	-1.94% €
ATHEX Select Index Plus	2,990.84 #	2,978.88	11.96	0.40%	2,978.88	3,018.75	1,698.34	3,182.42	-0.23% €
ATHEX Select Index	2,855.12 #	2,849.80	5.32	0.19%	2,837.91	2,892.45	1,734.15	3,581.16	-12.77% €
FTSE/Athex Market Index	465.94 #	463.97	1.97	0.42%	463.97	471.78	282.92	587.56	-18.09% €
FTSE Med Index	4,361.49 €	4,361.75	-0.26	-0.01%			3,062.99	5,342.28	-12.40% €
Athex Composite Index Total Return Index	1,337.93 #	1,329.78	8.15	0.61%	1,329.78	1,352.32	770.25	1,557.05	-10.54% €
FTSE/Athex Large Cap Total Return	2,925.01 #	2,906.89	18.12	0.62%			1,760.89	3,542.27	-14.31% €
FTSE/Athex Mid Cap Total Return	1,345.18 #	1,340.53	4.65	0.35%			818.92	1,582.98	-7.67% €
FTSE/ATHEX-CSE Banking Total Return Index	339.73 #	328.12	11.61	3.54%			155.77	588.56	-42.09% €
Hellenic Mid & Small Cap Index	1,182.20 #	1,176.23	5.97	0.51%	1,176.23	1,192.09	701.19	1,312.90	-5.69% €
FTSE/Athex Banks	512.40 #	494.88	17.52	3.54%	494.88	518.69	221.87	889.92	-42.11% €
FTSE/Athex Insurance	1,825.71 €	1,837.66	-11.95	-0.65%	1,825.71	1,861.58	1,076.29	2,088.80	-9.84% €
FTSE/Athex Financial Services	798.29 #	779.38	18.91	2.43%	769.89	798.89	480.39	1,123.81	-19.92% €
FTSE/Athex Industrial Goods & Services	2,827.20 €	2,832.95	-5.75	-0.20%	2,823.36	2,885.10	1,302.84	2,885.10	10.37% #
FTSE/Athex Retail	49.43 €	49.49	-0.06	-0.12%	49.43	50.43	38.18	75.77	-29.02% €
FTSE/ATHEX Real Estate	4,721.26 #	4,700.20	21.06	0.45%	4,698.66	4,765.68	2,945.19	5,826.74	-13.61% €
FTSE/Athex Consumer Goods & Services	8,061.53 €	8,199.01	-137.48	-1.68%	8,061.53	8,285.04	5,596.91	10,280.00	-17.82% €
FTSE/Athex Food & Beverage	9,496.42 #	9,407.96	88.46	0.94%	9,407.96	9,551.78	5,768.28	13,004.12	-15.69% €
FTSE/Athex Basic Resources	6,095.06 €	6,113.81	-18.75	-0.31%	6,032.61	6,180.32	2,713.19	7,435.44	-5.62% €
FTSE/Athex Construction & Materials	2,669.69 €	2,684.05	-14.36	-0.54%	2,667.70	2,733.11	1,403.78	3,344.96	-13.41% €
FTSE/Athex Energy	3,031.84 #	3,023.65	8.19	0.27%	3,023.65	3,079.76	2,039.22	5,154.35	-39.95% €
FTSE/Athex Travel & Leisure	1,623.28 #	1,612.05	11.23	0.70%	1,607.63	1,657.12	904.20	2,084.49	-16.31% €
FTSE/Athex Technology	920.49 #	903.93	16.56	1.83%	899.90	920.81	537.98	1,029.21	2.23% #
FTSE/Athex Telecommunications	3,824.61 €	3,921.47	-96.86	-2.47%	3,824.61	3,984.25	2,480.07	4,027.57	-2.56% €
FTSE/Athex Utilities	4,438.17 #	4,421.00	17.17	0.39%	4,421.00	4,485.00	1,865.80	4,505.90	39.33% #
FTSE/Athex Health Care	441.88 €	442.82	-0.94	-0.21%	440.31	442.82	395.48	508.96	-12.47% €
Athex All Share Index	184.61 #	184.05	0.55	0.30%	184.61	184.61	122.81	223.49	-14.40% €
Hellenic Corporate Bond Index	121.48 #	121.41	0.06	0.05%			106.56	121.48	1.00% #
Hellenic Corporate Bond Price Index	93.59 #	93.55	0.04	0.04%			84.04	96.15	-2.21% €

Note 1: FTSE/Med 100, Hellenic Corporate Bond Price Index and Hellenic Corporate Bond Index closing prices refer to the previous trading day of 07/12/2020.

Note 2: The Hellenic Mid & Small Cap Index is a Customized index calculated by the Athens Exchange.

## Analytic Figures for Athex Market's Boards and Categories

	Total Traded Securities	Main Market	Surveillance	Exchange Traded Funds (ETFs)
Totals	131	116	14	1
Gain / Lose / Same:	56 / 48 / 27	52 / 43 / 21	3 / 5 / 6	1 / 0 / 0
Athex Capitalisation (mill. €) **	52,551.08	52,255.72	295.36	
Daily Average Trans/ons Value(thou.€)	62,915.29	62,883.34	78.77	41.58
Transactions Value	122,983.42	122,858.58	119.87	4.97
Main Board:	107,206.96	107,082.12	119.87	4.97
Blocks Board 6_2_3:	15,776.46	15,776.46	0.00	0.00
Forced Sales Board:	0.00	0.00	0.00	0.00
Special Terms Board:	0.00	0.00	0.00	0.00
Daily Average Transactions Volume	40,947,406	40,393,025	580,686	2,292
Transactions Volume	73,292,039	72,481,695	810,087	257
Main Board:	65,857,286	65,046,942	810,087	257
Blocks Board 6_2_3:	7,434,753	7,434,753	0	0
Forced Sales Board:	0	0	0	0
Special Terms Board:	0	0	0	0
Daily Average Number of Trades	32,403	32,255	146	3
Number of Trades	51,129	50,882	242	5
Main Board:	51,111	50,864	242	5
Blocks Board 6_2_3:	18	18	0	0
Forced Sales Board:	0	0	0	0
Special Terms Board:	0	0	0	0

## Trading Details by Athex Sectors and Financial Instruments (ETFs)

Code	Sectors	Gain / Lose / Same	Number of Trades	Transactions Volume	Transactions Value	% of Total Trans. Value
3010	- Banks	6 / 0 / 0	20,428	58,477,199	64,502,139.32	52.45%
5510	- Basic Resources	5 / 7 / 3	764	328,889	610,372.63	0.50%
5010	- Construction & Materials	4 / 4 / 4	2,983	1,510,344	3,429,311.04	2.79%
4020	- Consumer Products & Services	2 / 5 / 1	1,752	403,900	2,775,326.80	2.26%
6010	- Energy	3 / 1 / 0	3,640	750,124	7,719,939.38	6.28%
12000	- Financial Instruments	1 / 0 / 0	5	257	4,974.66	0.00%
3020	- Financial Services	2 / 1 / 1	1,821	5,518,678	1,590,821.82	1.29%
4510	- Food Beverage & Tobacco	3 / 2 / 3	402	115,126	1,571,849.12	1.28%
2010	- Health Care	1 / 2 / 1	64	30,087	30,761.12	0.03%
5020	- Industrial Goods & Service	11 / 7 / 3	3,480	1,387,106	7,034,599.39	5.72%
3030	- Insurance	0 / 1 / 0	97	22,480	103,822.35	0.08%
4030	- Media	0 / 2 / 0	57	47,502	12,696.73	0.01%
4520	- Personal Care, Drug & Grocery Stores	1 / 1 / 1	486	74,202	515,817.81	0.42%
3510	- Real Estate	4 / 1 / 4	1,212	330,692	2,120,849.68	1.72%
4040	- Retail	2 / 4 / 1	635	242,994	744,266.99	0.61%
1010	- Technology	4 / 5 / 1	451	143,357	303,783.67	0.25%
1510	- Telecommunications	0 / 2 / 2	5,595	1,413,128	16,605,737.64	13.50%
4050	- Travel & Leisure	4 / 1 / 2	3,162	1,285,250	6,710,722.12	5.46%
6510	- Utilities	3 / 2 / 0	4,095	1,210,724	6,595,630.29	5.36%

## Top 10 best &amp; worst performing Shares

## Main Market

With positive Price change	Closing price	change	With negative Price change	Closing price	change
AEGEAN AIRLINES (CR)	5.15	9.57% #	GIRAKIAN PROFIL (CR)	2.64	-10.81% €
REVOIL (CR)	0.738	5.13% #	NAKAS MUSIC	2.02	-9.82% €
ELINOIL S.A. (CR)	1.49	4.20% #	LANAKAM SA (CR)	0.975	-9.72% €
ALPHA BANK (CR)	0.937	4.11% #	INTRACOM HOLDINGS (CR)	0.84	-3.45% €
P.P.A. S.A. (CR)	19.56	4.04% #	MARFIN INVESTMENT GROUP (CR)	0.0355	-2.47% €
THRACE PLASTICS SA (CR)	3.67	3.82% #	ELTON SA (CR)	1.38	-2.47% €
EYDAP S.A. (CR)	7.14	3.78% #	OTE (CR)	13.85	-2.47% €
EUROBANK HOLDINGS (CR)	0.605	3.77% #	GR. SARANTIS S.A. (CR)	8.79	-2.23% €
NATIONAL BANK (CR)	2.08	3.07% #	AVAX S.A. (CR)	0.61	-2.09% €
HELLENIC EXCHANGES-A.S.E. (CR)	4.015	2.95% #	ENTERSOFT (CR)	2.1	-1.87% €
With the highest Transactions Value	Value (thou. €)	change	With the highest Transactions Volume	Volume	change
NATIONAL BANK (CR)	26,790.05	3.07% #	EUROBANK HOLDINGS (CR)	21,244,949	3.77% #
OTE (CR)	16,387.63	-2.47% €	ALPHA BANK (CR)	17,101,284	4.11% #
ALPHA BANK (CR)	15,950.09	4.11% #	NATIONAL BANK (CR)	12,990,250	3.07% #
EUROBANK HOLDINGS (CR)	12,780.63	3.77% #	PIRAEUS BANK (CR)	6,565,691	2.27% #
PIRAEUS BANK (CR)	8,707.17	2.27% #	MARFIN INVESTMENT GROUP (CR)	5,166,839	-2.47% €
MOTOR OIL (CR)	6,827.58	0.92% #	OTE (CR)	1,163,438	-2.47% €
OPAP (CR)	5,456.33	0.10% #	ELLAKTOR (CR)	669,037	-1.29% €
MYTILINEOS (CR)	4,768.80	-0.87% €	ATTICA BANK S.A. (CR)	566,491	0.42% #
PPC (CR)	2,765.90	-1.21% €	MOTOR OIL (CR)	564,911	0.92% #
JUMBO SA (CR)	2,430.54	-1.85% €	OPAP (CR)	529,130	0.10% #

Note: Stocks that are not included in the "Low Dispersion" and "Under Supervision" categories, and the transactions value is more than 10,000 €.

## Derivatives Summary

	Number of Trades	Volume	Open Interest
<b>Index Futures</b>	<b>394</b>	<b>1,582</b>	<b>6,147</b>
FTSE/Athex Large Cap	394	1,582	6,147
<b>Stock Futures</b>	<b>3,501</b>	<b>79,842</b>	<b>330,994</b>
ADMIE (IPTO) HOLDING S.A. (CR)	84	389	7,247
ALPHA BANK (CR)	679	22,601	89,869
ATTICA BANK S.A. (CR)	1	5	145
CC HBC AG (CR)	8	34	279
CENERGY HOLDINGS (CB)	117	2,156	6,737
ELLAKTOR (CR)	113	616	4,208
EUROBANK HOLDINGS (CR)	258	14,558	44,284
EYDAP S.A. (CR)	26	96	268
FOURLIS (CR)	22	49	279
GEK TERNA (CR)	124	3,565	4,338
HELLENIC EXCHANGES-A.S.E. (CR)	216	1,131	3,177
HELLENIC PETROLEUM (CR)	53	122	2,263
INTRACOM HOLDINGS (CR)	18	108	1,177
JUMBO SA (CR)	32	119	626
LAMDA DEVELOPMENT SA (CR)	34	154	1,937
MARFIN INVESTMENT GROUP (CR)	13	443	50,673
MOTOR OIL (CR)	100	465	2,691
MYTILINEOS (CR)	139	648	4,345
NATIONAL BANK (CR)	421	9,850	33,249
OPAP (CR)	127	1,068	2,656
OTE (CR)	46	229	2,412
P.P.A. S.A. (CR)	12	225	329
PIRAEUS BANK (CR)	627	17,017	50,397
PPC (CR)	134	3,645	11,179
TERNA ENERGY (CR)	15	53	548
TITAN CEMENT (CB)	54	284	930
VIOHALCO SA/NV (CB)	28	212	4,751
<b>Index Options</b>	<b>15</b>	<b>160</b>	<b>2,246</b>
FTSE/Athex Large Cap	15	160	2,246
<b>Stock Options</b>	<b>9</b>	<b>16</b>	<b>1,942</b>
ALPHA BANK (CR)	0	0	47
NATIONAL BANK (CR)	9	16	652
OPAP (CR)	0	0	348
OTE (CR)	0	0	100
PIRAEUS BANK (CR)	0	0	135
PPC (CR)	0	0	660
<b>Total Derivatives Traded</b>	<b>3,919</b>	<b>81,600</b>	<b>341,329</b>











Number of Outstanding Securities	Nominal Value	Dividends [1]			Date of Last Coupon		Note	Shares	Closing price	% change	Previous closing price/date	Open price	Price min	Price max	Last price	Avg price	Last Bid [7]	Last Ask [7]	P/E after tax	Year	Volume	Trades	Transactions Value[8]	Company Mkt Value (thou. €)	Year low	Year high	Sector[4]	
		2017	2018	2019	Dividend [2]	Right																						
13,582,223	1.35	---	---	---	24/06/2008	02/02/2016	4887	SIDMA SA (CR)	0.46	-2.13	0.47	08/12/2020	0.47	0.45	0.47	0.45	0.46	310@0.452	345@0.494	---	---	2,414	6	1,111.50	6,247.82	0.192	0.6	55102010
766,000	1.00	---	---	---	01/07/2004	11/12/2012	5193	TRIA ALFA SA (CR)	7	---	7	08/12/2020	---	---	---	---	---	---	150@7.95	44.23	2019	---	---	---	6,293.00	1.44	7	55101020
245,000	1.00	---	---	---	19/07/2010	11/12/2012	5194	TRIA ALFA SA (PR)	3.8	---	3.8	08/12/2020	---	---	---	---	---	200@3.04	800@4.00	24.01	2019	---	---	---	6,293.00	0.9	4.62	55101020

## Suspension Status

20,255,805	0.300	---	---	---	22/08/2006	02/08/2010	5136	AXON HOLDING SA (CR)	0.058	---	0.058	28/04/2017	---	---	---	---	---	---	---	---	---	---	---	---	---	1,174.84	0.058	0.058	20101010
5,867,311	0.300	---	---	---	11/08/2010	28/04/2017	5243	DIONIC (CR)	0.11	---	0.11	30/06/2020	---	---	---	---	---	---	---	---	---	---	---	---	---	645.40	0.096	0.244	50205010
21,820,410	0.800	---	---	---	22/05/2008	02/08/2011	5174	EUROMEDICA SA (CR)	0.448	---	0.448	30/04/2018	---	---	---	---	---	---	---	---	---	---	---	---	---	9,775.54	0.448	0.448	20101010
66,948,210	0.300	---	---	---	22/09/2015	22/09/2015	5179	FOLLI FOLLIE (CR)	4.8	---	4.8	24/05/2018	---	---	---	---	---	---	---	---	---	---	---	---	---	321,351.41	4.8	4.8	40401030
12,417,000	0.310	---	0.0205	---	27/08/2019	28/08/2017	5233	MLS MULTIMEDIA SA (CR)	0.57	---	0.57	12/05/2020	---	---	---	---	---	---	---	---	---	---	---	---	---	7,077.69	0.475	1.51	10101015
33,301,715	0.320	---	---	---	27/06/2003	08/07/2009	5241	AEGEK (CR)	0.035	---	0.035	25/06/2020	---	---	---	---	---	---	---	---	---	---	---	---	---	1,165.56	0.0245	0.06	50101010
77,126,446	0.340	---	---	---	23/05/2005	18/08/2011	5206	G.E. DIMITRIOU (CR)	0.0125	---	0.0125	30/04/2019	---	---	---	---	---	---	---	---	---	---	---	---	---	964.08	0.0125	0.0125	40202020
6,000,000	0.600	---	---	---	13/06/2008	08/04/2004	5172	EUROBROKERS S.A. (CR)	0.008	---	0.008	27/04/2018	---	---	---	---	---	---	---	---	---	---	---	---	---	48.00	0.008	0.008	30302015
7,085,888	1.59	---	---	---	02/07/1996	06/09/2010	5216	ELVIEMEK (CR)	2.6	---	2.6	30/09/2019	---	---	---	---	---	---	---	---	---	---	---	---	---	18,423.31	2.6	2.6	35101010
25,179,640	0.600	---	---	---	08/08/1994	19/09/2000	5191	J.BOUTARIS & SON (CR)	0.026	---	0.026	01/10/2018	---	---	---	---	---	---	---	---	---	---	---	---	---	742.45	0.026	0.026	45101015
1,540,000	0.600	---	---	---	08/08/1994	19/09/2000	5192	J.BOUTARIS & SON (PR)	0.057	---	0.057	01/10/2018	---	---	---	---	---	---	---	---	---	---	---	---	---	742.45	0.057	0.057	45101015
24,619,524	0.500	---	---	---	10/10/1986	30/12/2002	4914	KERAMIA-ALLATINI (CR)	0.088	---	0.088	30/08/2012	---	---	---	---	---	---	---	---	---	---	---	---	---	2,166.52	0.088	0.088	35101010
31,543,600	0.420	---	---	---	19/07/2010	19/12/2018	5205	KRETA FARM SA (CR)	1.085	---	1.085	30/04/2019	---	---	---	---	---	---	---	---	---	---	---	---	---	34,224.81	1.085	1.085	45102020
23,935,280	0.300	---	---	---	29/06/2009	13/06/2000	5153	NAYTEMPORIKI PUBLISHING SA(CR)	0.107	---	0.107	02/10/2017	---	---	---	---	---	---	---	---	---	---	---	---	---	2,561.07	0.107	0.107	40301030
255,459,600	0.300	---	---	---	26/06/2000	03/12/2010	5101	NEL SA (CR)	0.07	---	0.07	31/08/2015	---	---	---	---	---	---	---	---	---	---	---	---	---	17,882.17	0.07	0.07	40501015
23,463,874	0.800	---	---	---	23/05/2003	21/12/1999	4918	NEORION SA (CR)	0.125	---	0.125	30/08/2012	---	---	---	---	---	---	---	---	---	---	---	---	---	2,932.98	0.125	0.125	50206030

## Shares' Notes

Code	Note text
( )	- Adjusted dividends.
*	- Last adjusted closing price.
[1]	- Net dividends.
[2]	- The "Date of Last Coupon" for New listings refers to the date company's stocks started to trade in Athex
[3]	- The Company Market Value is referred to the number of outstanding shares
[4]	- Sectors codification can be found in Appendix A
[5]	- The Market Value refers to the total number of shares listed (including their several classes) in the exchange by the company.
[6]	- P/E greater than 100
[7]	- Last view of the Order Book before the end of the trading session
[8]	- All Blocks Methods' Transactions Value are included.
4750	- Transfer to the Under Surveillance Category from 8/4/2011.
4887	- Transfer to the Surveillance Category as of 10/4/2012.
4912	- Transfer to the Surveillance Category as of 31/7/2012.
4914	- Suspension of trading as of 31/8/2012.
4918	- Suspension of trading as of 31/8/2012.
4955	- Transfer to the Surveillance Category as from 5/4/2013.
4957	- Transfer to the Surveillance Category as from 5/4/2013.
4958	- Transfer to the Surveillance Category as from 5/4/2013.
4959	- Transfer to the Surveillance Category as from 5/4/2013.
5093	- Transfer to the Surveillance Category as of 8/4/2015.
5101	- Suspension of trading as of 1/9/2015.
5112	- Transfer to the Surveillance Category as of 15/04/2016.
5115	- Transfer to the Surveillance Category as of 15/04/2016.
5136	- Suspension of trading as of 02/05/2017.
5141	- Transfer to the Surveillance Category as of 10/05/2017.
5153	- Suspension of trading as of 03/10/2017.
5160	- Transfer to the Surveillance Category as of 15/04/2016.
5162	- Transfer to the Under Supervision Category as of 21/12/2009.
5165	- Transfer to the Surveillance Category as of 15/02/2018.
5172	- Suspension of trading as of 30/04/2018.
5174	- Suspension of trading as of 02/05/2018.
5178	- Transfer to the Surveillance Category as of 11/05/2018.
5179	- Suspension of trading as of 25/05/2018.
5190	- Transfer to the Surveillance Category as of 01/10/2018.
5191	- Suspension of trading as of 02/10/2018.
5192	- Suspension of trading as of 02/10/2018.
5193	- Transfer to the Surveillance Category as of 25/10/2018.
5194	- Transfer to the Surveillance Category as of 25/10/2018.
5197	- Transfer to the Surveillance Category as of 07/11/2018.
5205	- Suspension of trading as of 02/05/2019.
5206	- Suspension of trading as of 02/05/2019.
5216	- Suspension of trading as of 01/10/2019.
5232	- Transfer to the Under Surveillance Category from 08/04/2011.
5233	- Suspension of trading as of 13/05/2020.
5241	- Suspension of trading as of 26/06/2020.
5243	- Suspension of trading as of 01/07/2020.
5245	- Transfer to the Surveillance Category as of 09/07/2020.
5246	- Transfer to the Surveillance Category as of 09/07/2020.
5248	- Transfer to the Surveillance Category as of 05/08/2020.
5251	- Transfer to the Surveillance Category as of 25/11/2011.

## Securities Blocks Details

Securities	Block Volume	Price	Block Trade Value	Time of approval	Note
NATIONAL BANK (CR)	548,000	2.05	1,125,592.00	11:40:59	20
NATIONAL BANK (CR)	5,000,000	2.05	10,250,000.00	12:34:09	20
NATIONAL BANK (CR)	1,070,000	2.06	2,206,340.00	12:35:48	20
MOTOR OIL (CR)	100,000	12.13	1,213,000.00	14:15:00	20
PIRAEUS BANK (CR)	300,000	1.33	398,700.00	14:48:53	20
NATIONAL BANK (CR)	50,000	1.94	97,080.00	14:53:00	14
ALPHA BANK (CR)	50,000	0.828	41,400.00	14:53:50	14
EUROBANK HOLDINGS (CR)	25,000	0.560	14,000.00	14:55:09	14
NATIONAL BANK (CR)	94	2.15	202.10	16:19:32	18
NATIONAL BANK (CR)	20,000	2.14	42,800.00	16:22:03	18
NATIONAL BANK (CR)	17,400	2.17	37,671.00	16:23:08	18
NATIONAL BANK (CR)	10,000	2.17	21,650.00	16:24:54	18
NATIONAL BANK (CR)	14,320	2.19	31,360.80	16:26:47	18
PIRAEUS BANK (CR)	94,500	1.19	112,625.10	16:47:55	14
ALPHA BANK (CR)	73,778	0.814	60,062.67	16:48:37	14
NATIONAL BANK (CR)	50,961	1.85	94,272.75	16:49:21	14
EUROBANK HOLDINGS (CR)	9,000	0.552	4,968.90	16:51:20	14
OTE (CR)	1,700	14.55	24,735.00	16:52:28	14

## Blocks Notes

9 - Method 6-1 / Special Fees

10 - Method 6-1 / Special Fees, SDS

14 - Method 6-3 / Settlement, Incomplete Buy and Sell

18 - Method 6-2 / SPOT 1

19 - Method 6-2 / SPOT 2

20 - Method 6-1 and Method 6-1 Same Day Settlement

21 - Other Pre-agreed

## Shares Rights Details

Occured date	Exercise from	Exercise until	Trading until	Rights	Price min	Price max	Closing price	Last Bid	Last Ask	Volume	Trades	Transactions Value
24/11/2020	27/11/2020	10/12/2020	07/12/2020	P.G. NIKAS S.A. (CR)	---	---	---	---	---	---	---	---



---

**Securities Forced Sales**

---

Securities	Category of Security	Transactions Volume	Number of Trades	Transactions Value	Note
------------	----------------------	------------------------	---------------------	-----------------------	------

---

No Forced Transactions.

---

---

**Forced Sales Notes**

---

- 1 - Normal Forced Sale.
- 2 - Forced Sales of Fixed Registered Shares.
- 3 - Forced Sales of Remaining Stock Fractions.

**Forced Sales Registered Shares**

Securities	Start Date	End Date	Initial Volume	Remaining Volume	Date	Avg price (day)	Avg price (period)	Number of Trades	Transactions Volume	Transactions Value
------------	------------	----------	----------------	------------------	------	-----------------	--------------------	------------------	---------------------	--------------------

No Fixed Registered Shares Forced Sales.

**Forced Sales Notes**

According to Decision 1/380/04.05.2008 of the Hellenic Republic Capital Market Commission, the certificated registered shares that have not been deposited to the issuer for dematerialisation, will be auctioned in the Athens Exchange by the supervising issuer. Forced sales procedure is held according to Article 99A of the Athens Exchange Rulebook. The average price of the period is calculated by dividing the Total transactions value by the Total volume and includes all the transactions made until the current date.

## Exchange Traded Funds (ETFs) Characteristics

	Transactions Date (T)	Creation / Redemption	Units (T-1)	New Units (T-1)	Redemption Units (T-1)	Units (T) [1]	Fund Assets [2]	Net Unit Price	Dividend per Unit	Dividend Date
ALPHA ETF FTSE Athex Large Cap	09/12/2020	5,000	853,597	---	---	853,597	16,232,170.00	19.0162	0.81	01/07/2020

## ETFs Notes

[1] - Units (T) = Units (T-1) + New Units (T-1) - Redemption Units (T-1)

[2] - The Creation / Redemption Units of T-1 are included.

## Convertible Corporate Bonds - Regulated Market

Num Listed Bonds	Nominal price	Issue price	Today's Rate	Exp. Date	Duration (years)	Note	Coupon		Trading	Corporate Bonds	Price min	Price max	Closing price	Previous closing price/date	Volume	Transactions Value	Last order			ear min	Year max
							Common	Preferred									Price	Buy / Sell	Date		
85,479,884	0.30	0.30	1.00	11/10/2025	9	---	17	---	1	FORTHNET S.A. (Convertible)	---	---	---	---	---	---	90.0000	B	03/08/2020	100.0000	100.0000

## Corporate Bonds Notes

Transactions Volume = (Pieces) \* (Nominal Price). Transactions Value = (Pieces) \* (Nominal Price) \* (price %) + (Accrued interest).

The price of a Bond is stated as a percentage (%) of Bond's Nominal Price.

Nominal Price in Euros (€), except if it is noted differently.

## Non Convertible Corporate Bonds - Regulated Market

Num Listed Bonds	Nominal price	Issue price	Today's Rate	Exp. Date	Duration (years)	Note	Coupon		Trading	Corporate Bonds	Accrued Int.	Yield.T.Mat	Price min	Price max	Closing price	Previous closing price/date	Volume	Transactions Value	Last order		ear min	Year max		
							Common	Preferred											Price	Buy / Sell			Date	
175,000	1,000.00	1,000.00	3.40	26/07/2024	5	---	3	---	1	ATTICA HOLDINGS S.A. (Non Convertible)	12.9389	6.6300	89.5130	89.5130	89.5130	91.9160	08/12/2020	2,000	1,816.14	89.5170	B	39/12/2020	60.0000	100.0000
22,727	1,000.00	1,000.00	4.95	26/06/2023	5	---	5	---	1	B&F COMM. & GARM. INDUS. S.A. (Non Convertible)	23.1000	6.6280	94.5000	94.5000	94.5000	95.0000	08/12/2020	5,000	4,840.50	94.0000	B	39/12/2020	68.0000	96.0000
90,000	1,000.00	1,000.00	3.00	11/05/2023	5	---	6	---	1	CORAL A.E. (Non Convertible)	2.5000	2.0670	101.3100	101.8000	101.8000	101.6980	07/12/2020	19,000	19,307.00	101.8000	B	39/12/2020	89.4200	105.0000
120,000	1,000.00	1,000.00	3.95	04/04/2025	7	---	6	---	1	GEK TERNA S.A. (Non Convertible)	7.3514	2.6630	103.5000	104.3000	103.9275	103.3000	08/12/2020	304,000	318,174.33	104.0000	B	39/12/2020	91.0000	107.2000
39,892,816	1.00	1.00	5.00	04/10/2021	5	---	17	---	1	HOUSEMARKET S.A. (Non Convertible)	0.0093	1.8060	102.3000	102.3000	102.3000	102.1000	03/12/2020	16,000	16,516.90	102.3000	B	39/12/2020	93.8736	105.1000
150,000	1,000.00	1,000.00	2.60	22/10/2026	7	---	3	---	1	TERNA ENERGY FINANCE S.A. (Non Convertible)	3.6111	2.4260	100.4000	100.7000	100.5280	100.9600	08/12/2020	41,000	41,364.56	100.4100	B	39/12/2020	84.4000	102.8000
200,000	1,000.00	1,000.00	3.60	12/03/2026	7	---	4	---	1	AEGEAN AIRLINES S.A. (Non Convertible)	8.8000	3.9170	95.0000	97.5000	97.4999	95.1670	08/12/2020	122,000	118,936.99	97.0500	B	39/12/2020	54.7313	107.3000
200,000	1,000.00	1,000.00	2.10	27/10/2027	7	---	1	---	1	O.P.A.P. S.A. (Non Convertible)	2.6250	1.7520	101.2500	102.1400	102.1400	101.5000	08/12/2020	418,000	426,531.25	101.6200	B	39/12/2020	100.0000	102.1400
320,000	1,000.00	1,000.00	3.40	21/07/2027	7	---	1	---	1	LAMDA DEVELOPMENT S.A. (Non Convertible)	13.5056	3.3770	99.7000	100.1700	99.8800	99.7750	08/12/2020	821,000	831,614.82	99.8600	B	39/12/2020	97.5174	100.8500
500,000	1,000.00	1,000.00	2.75	03/07/2027	7	---	1	---	1	GEK TERNA S.A. (Non Convertible)	12.2986	2.9710	97.6500	98.7000	98.5688	97.7700	08/12/2020	8,000	7,983.89	98.4000	B	39/12/2020	96.1972	100.0000

## Corporate Bonds Notes

Transactions Volume = (Pieces) \* (Nominal Price). Transactions Value = (Pieces) \* (Nominal Price) \* (price %) + (Accrued interest).

The price of a Bond is stated as a percentage (%) of Bond's Nominal Price.

Nominal Price in Euros (€), except if it is noted differently.

## Government Bonds

Number Listed Bonds	Nominal price	Today's Rate	Accrued Interest Calc	Exp. Date [1]	Duration (years)	Note	Coupons Date	Curr. coupon value	Trading Unit	Government Bonds	Price min	Price max	Closing price	Previous closing price/date	Volume	Transactions Value	Price	Last order Buy / Sell	Date
3,000,000	1,000.00	4.38	Actual/Actual	01/08/2022	5	---	01/08	4.38	1	GGB-FXD-010822-05Y-4.375-1.000	---	---	---	---	---	---	1.0000	B	28/11/2018
4,500,000	1,000.00	1.88	Actual/Actual	04/02/2035	15	---	04/02	1.88	1	GGB-FXD-040235-15Y-1.875-1.000	---	---	---	---	---	---	---	---	---
2,500,000	1,000.00	3.45	Actual/Actual	02/04/2024	5	---	02/04	3.45	1	GGB-FXD-020424-05Y-3.450-1.000	---	---	---	---	---	---	---	---	---
4,355,990,324	1.00	3.50	Actual/Actual	30/01/2023	5	---	01/02 - 31/01	3.50	1	GGB-FXD-300123-05Y-3.500-1.000	---	---	---	94.5720 13/07/2018	---	---	1.0000	B	28/11/2018
5,962,747,327	1.00	3.75	Actual/Actual	30/01/2028	10	---	/02 - 01/02 - 31/	3.75	1	GGB-FXD-300128-10Y-3.750-1.000	---	---	---	85.4610 13/07/2018	---	---	1.0000	B	28/11/2018
6,091,218,404	1.00	3.90	Actual/Actual	30/01/2033	15	---	/02 - 01/02 - 31/	3.90	1	GGB-FXD-300133-15Y-3.900-1.000	---	---	---	78.6730 13/07/2018	---	---	1.0000	B	28/11/2018
4,805,399,486	1.00	4.00	Actual/Actual	30/01/2037	19	---	/02 - 01/02 - 31/	4.00	1	GGB-FXD-300137-19Y-4.000-1.000	---	---	---	77.0370 13/07/2018	---	---	1.0000	B	28/11/2018
4,603,713,186	1.00	4.20	Actual/Actual	30/01/2042	24	---	/02 - 01/02 - 31/	4.20	1	GGB-FXD-300142-24Y-4.200-1.000	---	---	---	77.7640 13/07/2018	---	---	1.0000	B	28/11/2018
550,418,123	1.00	3.65	Actual/Actual	24/02/2023	11	---	24/02	3.65	1	GGB-FXD-240223-11Y-2.000-1.000	---	---	---	10.0000 22/06/2015	---	10.0000	B	11/07/2019	
445,007,576	1.00	3.65	Actual/Actual	24/02/2024	12	---	24/02	3.65	1	GGB-FXD-240224-12Y-2.000-1.000	---	---	---	10.0000 22/06/2015	---	---	---	---	---
423,674,226	1.00	3.65	Actual/Actual	24/02/2025	13	---	24/02	3.65	1	GGB-FXD-240225-13Y-2.000-1.000	---	---	---	10.0000 22/06/2015	---	---	---	---	---
212,292,153	1.00	3.65	Actual/Actual	24/02/2026	14	---	24/02	3.65	1	GGB-FXD-240226-14Y-2.000-1.000	---	---	---	10.0000 22/06/2015	---	---	---	---	---
160,621,352	1.00	3.65	Actual/Actual	24/02/2027	15	---	24/02	3.65	1	GGB-FXD-240227-15Y-2.000-1.000	---	---	---	10.0000 22/06/2015	---	---	---	---	---
183,244,055	1.00	3.65	Actual/Actual	24/02/2028	16	---	24/02	3.65	1	GGB-FXD-240228-16Y-2.000-1.000	---	---	---	10.0000 22/06/2015	---	---	---	---	---
164,802,894	1.00	3.65	Actual/Actual	24/02/2029	17	---	24/02	3.65	1	GGB-FXD-240229-17Y-2.000-1.000	---	---	---	10.0000 22/06/2015	---	---	---	---	---
165,460,943	1.00	3.65	Actual/Actual	24/02/2030	18	---	24/02	3.65	1	GGB-FXD-240230-18Y-2.000-1.000	---	---	---	10.0000 22/06/2015	---	---	---	---	---
129,007,241	1.00	3.65	Actual/Actual	24/02/2031	19	---	24/02	3.65	1	GGB-FXD-240231-19Y-2.000-1.000	---	---	---	10.0000 22/06/2015	---	---	---	---	---
126,192,683	1.00	3.65	Actual/Actual	24/02/2032	20	---	24/02	3.65	1	GGB-FXD-240232-20Y-2.000-1.000	---	---	---	10.0000 22/06/2015	---	---	---	---	---
146,905,168	1.00	3.65	Actual/Actual	24/02/2033	21	---	24/02	3.65	1	GGB-FXD-240233-21Y-2.000-1.000	---	---	---	10.0000 22/06/2015	---	---	---	---	---
154,475,606	1.00	3.65	Actual/Actual	24/02/2034	22	---	24/02	3.65	1	GGB-FXD-240234-22Y-2.000-1.000	---	---	---	10.0000 22/06/2015	---	---	---	---	---
144,429,441	1.00	3.65	Actual/Actual	24/02/2035	23	---	24/02	3.65	1	GGB-FXD-240235-23Y-2.000-1.000	---	---	---	10.0000 22/06/2015	---	---	---	---	---
166,211,676	1.00	3.65	Actual/Actual	24/02/2036	24	---	24/02	3.65	1	GGB-FXD-240236-24Y-2.000-1.000	---	---	---	10.0000 22/06/2015	---	---	---	---	---
145,461,669	1.00	3.65	Actual/Actual	24/02/2037	25	---	24/02	3.65	1	GGB-FXD-240237-25Y-2.000-1.000	---	---	---	10.0000 22/06/2015	---	---	---	---	---
146,941,087	1.00	3.65	Actual/Actual	24/02/2038	26	---	24/02	3.65	1	GGB-FXD-240238-26Y-2.000-1.000	---	---	---	10.0000 22/06/2015	---	---	---	---	---
135,115,612	1.00	3.65	Actual/Actual	24/02/2039	27	---	24/02	3.65	1	GGB-FXD-240239-27Y-2.000-1.000	---	---	---	10.0000 22/06/2015	---	---	---	---	---
141,909,637	1.00	3.65	Actual/Actual	24/02/2040	28	---	24/02	3.65	1	GGB-FXD-240240-28Y-2.000-1.000	---	---	---	10.0000 22/06/2015	---	---	---	---	---
136,788,720	1.00	3.65	Actual/Actual	24/02/2041	29	---	24/02	3.65	1	GGB-FXD-240241-29Y-2.000-1.000	---	---	---	10.0000 22/06/2015	---	---	---	---	---
163,643,410	1.00	3.65	Actual/Actual	24/02/2042	30	---	24/02	3.65	1	GGB-FXD-240242-30Y-2.000-1.000	---	---	---	10.0000 22/06/2015	---	---	---	---	---
4,000,000	1,000.00	3.88	Actual/Actual	12/03/2029	10	---	12/03	3.88	1	GGB-FXD-120329-10Y-3.875-1.000	---	---	---	---	---	---	100.0000	B	15/10/2019
503,753	1,000.00	0.32	FLR Actual/360	16/09/2021	2	---	16/03 - 16/09	---	1	GGB-FLT-160921-02Y-0.319-1.000	---	---	---	---	---	---	---	---	---
3,000,000	1,000.00	3.38	Actual/Actual	15/02/2025	7	---	15/02	3.38	1	GGB-FXD-150225-07Y-3.375-1.000	---	---	---	---	---	---	---	---	---
250,250	1,000.00	2.90	Actual/Actual	20/03/2023	4	---	20/03	2.90	1	GGB-FXD-200323-04Y-2.900-1.000	---	---	---	---	---	---	---	---	---
964,000	1,000.00	3.25	Actual/Actual	20/03/2025	6	---	20/03	3.25	1	GGB-FXD-200325-06Y-3.250-1.000	---	---	---	---	---	---	---	---	---
2,100,000	1,000.00	3.55	Actual/Actual	20/03/2026	7	---	20/03	3.55	1	GGB-FXD-200326-07Y-3.550-1.000	---	---	---	---	---	---	---	---	---

## Government Bonds Notes

Transactions Volume = (Pieces) \* (Nominal Price). Transactions Value = (Pieces) \* (Nominal Price) \* (price %) + (Accrued interest).

The Value of current coupon for the issues with NV 0.01 euro refers to NV 100 euros

FLR: Floating Interest Rate.

[1] - The Expiration Date of the interest bearing period and the Date for coupon payment.

## Government Bonds

Number Listed Bonds	Nominal price	Today's Rate	Accrued Interest Calc	Exp. Date [1]	Duration (years)	Note	Coupons Date	Curr. coupon value	Trading Unit	Government Bonds	Price min	Price max	Closing price	Previous closing price/date	Volume	Transactions Value	Price	Last order Buy / Sell	Date
5,500,000	1,000.00	1.50	Actual/Actual	18/06/2030	10	---	18/06	1.50	1	GGB-FXD-180630-10Y-1.500-1.000	---	---	---	---	---	---	---	---	---
3,314,250	1,000.00	3.25	Actual/Actual	20/03/2050	30	---	20/03	3.25	1	GGB-FXD-200350-30Y-3.250-1.000	---	---	---	---	---	---	---	---	---
2,000,000	1,000.00	2.00	Actual/Actual	22/04/2027	7	---	22/04	2.00	1	GGB-FXD-220427-07Y-2.000-1.000	---	---	---	---	---	---	99.9000	B	22/04/2020
2,500,000	1,000.00	1.88	Actual/Actual	23/07/2026	7	---	23/07	1.88	1	GGB-FXD-230726-07Y-1.875-1.000	---	---	---	---	---	---	---	---	---

## Government Bonds Notes

Transactions Volume = (Pieces) \* (Nominal Price). Transactions Value = (Pieces) \* (Nominal Price) \* (price %) + (Accrued interest).

The Value of current coupon for the issues with NV 0.01 euro refers to NV 100 euros

FLR: Floating Interest Rate.

[1] - The Expiration Date of the interest bearing period and the Date for coupon payment.

## Treasury Bills &amp; Zero Coupon Government Bonds

Issue Date	13-Week Maturity									26-Week Maturity									52-Week Maturity								
	Exp. Date	Initial Rate	Num Listed Bonds	Nominal price	Issue price	Last Trade Price	Last Trade Date	Volume Traded	Note	Exp. Date	Initial Rate	Num Listed Bonds	Nominal price	Issue price	Last Trade Price	Last Trade Date	Volume Traded	Note	Exp. Date	Initial Rate	Num Listed Bonds	Nominal price	Issue price	Last Trade Price	Last Trade Date	Volume Traded	Note
13/12/2019	---	---	---	---	---	---	---	---	---	---	---	---	---	---	---	---	---	---	11/12/2020	0.07	1,000,000	1,000.00	999.30	---	---	---	---
13/03/2020	---	---	---	---	---	---	---	---	---	---	---	---	---	---	---	---	---	---	12/03/2021	0.24	600,000	1,000.00	1,000.00	---	---	---	---
12/06/2020	---	---	---	---	---	---	---	---	---	---	---	---	---	---	---	---	---	---	11/06/2021	0.25	1,600,000	1,000.00	997.49	---	---	---	---
11/09/2020	---	---	---	---	---	---	---	---	---	---	---	---	---	---	---	---	---	---	10/09/2021	0.00	1,000,000	1,000.00	1,000.00	---	---	---	---



Bonds in Circulation	Currency / Min nominal traded Value	Coupons Payment Date	Current Coupon Value	Note	Coupon	Trading Unit	Issue Date	Duration (years)	Today's Interest	A.I.C in days	Bonds	Last price of previous days		Last Outcry in Cash (euro)		Trades in Pieces	Life min	Life Max	
												Price	Buy / Sell	Price	Buy / Sell				
<b>Corporate Bonds in Foreign Currency and Euro</b>																			
103,746	GBP / 10	01/12	0.25	---	62	1	01/12/1930	98	2.5	360	National Mortgage Bank	2.27	05/02/1996	2.27	S	05/02/1996	---	2.27	2.27
0	GBP / 10	01/12	0.25	---	64	1	01/12/1928	100	2.5	360	National Mortgage Bank	---	---	---	---	---	---	---	---

## Government Bonds Notes

A.I.C: Accrued Interest Calculation base.

FLR: Floating Interest Rate.

The minimum tradeable Nominal Value for all Demeterialised Government Titles is 100 Euros.

(μτφρ-0)

Athex & ATHEXClear Members List

Member Name				Stock Market			Derivatives Market		ATHEXClear Member	
	Address	Phone	Fax	Market Member	Remote Member	Market Maker	Proprietary	Market Maker	General Clearing	Direct Clearing
A. SARRIS SECURITIES S.A.				a						
6, ΔΡΑΓΑΤΣΑΝΙΟΥ 6 ΑΘΗΝΑ	2103367700									
AEONIC SECURITIES C.I.F. P.L.C.				a	a					
, ΛΑΪΟΥ 6, ΓΡ. 301B, ANNA COURT	35725337600									
ALPHA BANK A.E.									a	
103, AVE. ATHINON ΑΘΗΝΑ	+30 2103436820	210-3436270								
40, ΣΤΑΔΙΟΥ STR ΑΘΗΝΑ	(210)-3260000	(210)-3264116								
	(210)-3265546	(210)-3265811								
ALPHA FINANCE INVESTMENT SERVICES S.A.				a		a	a	a		a
5, ΜΕΡΛΙΝ 5 ΑΘΗΝΑ	2103677400									
ARGUS STOCKBROKERS LTD				a	a		a			
25 , 25 ΛΕΩΦΟΡΟΣ ΔΗΜΟΣΘΕΝΗ ΣΕΒΕΡΗ	0035722717000									
ATLANTIC SECURITIES LTD				a	a					
37, ΠΡΟΔΡΟΜΟΥ 37	0035722445400									
AXON SECURITIES S.A.				a			a			
48, ΣΤΑΔΙΟΥ 48 ΑΘΗΝΑ	2103363800									
BETA SECURITIES S.A.				a		a	a			a
29 , Λ. ΑΛΕΞΑΝΔΡΑΣ 29 ΑΘΗΝΑ	2106478930									
BNP PARIBAS SECURITIES SERVICES									a	
2, ΛΑΜΨΑΚΟΥ 2 ΑΘΗΝΑ	2107468500									
BOFA SECURITIES EUROPE SA				a	a					
, 112 AVENUE KL?BER 75116	+33 153655555									
CAPITAL SECURITIES S.A.				a			a			
58, ΜΗΤΡΟΠΟΛΕΩΣ 58 ΑΘΗΝΑ	2103369700									
CFS SECURITIES INVESTMENT SERVICES S.A.				a						
3, ΠΑΠΑΡΡΗΓΟΠΟΥΛΟΥ 3 ΑΘΗΝΑ	2103360800									
CITIGROUP GLOBAL MARKETS EUROPE AG				a	a					
16, REUTERWEG 16 FRANKFURT	+49 691366-0									
CITIGROUP GLOBAL MARKETS LIMITED				a	a					
1, 33 CANADA SQUARE -CANARY WHARF	+44 02079864000									
CREDIT SUISSE SECURITIES (EUROPE) LIMITED				a	a					
1, ONE CABOT SQUARE LONDON	+44 2078888888									
CREDIT SUISSE SECURITIES SOCIEDAD DE VALORES SA				a	a					
, CALLE AYALA 42, 3A PLANTA-B MADRID	+34917916000									
CYCLOS SECURITIES S.A.				a			a			a
39, ΠΑΝΕΠΙΣΤΗΜΙΟΥ 39 ΑΘΗΝΑ	2103364300									
DEUTSCHE BANK S.A.					a					
1, GREAT WINCHESTER STREET LONDON	+44 20 754 54209	00441133361437								
DYNAMIC SECURITIES S.A.				a			a			a
, ΤΡΑΛΛΕΩΝ 2 & Λ.ΣΥΓΓΡΟΥ 223 ΝΕΑ ΣΜΥΡΝΗ	2103677700									
EUROBANK EQUITIES INVESTMENT FIRM S.A				a		a	a	a		a
, ΦΙΛΕΛΛΗΝΩΝ 10 & ΞΕΝΟΦΩΝΤΟΣ 13 ΑΘΗΝΑ	2103720425									
EUROBANK S.A.									a	
, ΟΘΩΝΟΣ 8 ΑΘΗΝΑ	2103337000									
EUROCORP INVESTMENT SERVICES S.A.				a			a			a
14, ΠΛ.ΦΙΛΙΚΗΣ ΕΤΑΙΡΕΙΑΣ 14 ΑΘΗΝΑ	2107263600									
EUOTRUST INVESTMENT FIRM SA				a						
113, ΣΕΒΑΣΤΟΥΠΟΛΕΩΣ 113 ΑΘΗΝΑ	2103363100									
EUROXX SECURITIES S.A.				a		a	a	a		a
7, ΠΑΛΑΙΟΛΟΓΟΥ ΧΑΛΑΝΔΡΙ	(210)-6879400	(210)-6879401								
7, ΠΑΛΕΟΛΟΓΟΥ ΧΑΛΑΝΔΡΙ	+30 2106879400	210-6879401								
G. A. PERVANAS SECURITIES- INVESTMENT SERVICES S.A.				a						
7-9, ΣΟΦΟΚΛΕΟΥΣ 7-9 ΑΘΗΝΑ	2103727200									
GLOBAL CAPITAL SECURITIES & FINANCIAL SERVICES LTD				a	a					
50, Λ.ΑΡΧΙΕΠΙΣΚΟΠΟΥ ΜΑΚΑΡΙΟΥ Γ50	0035722710710									
HELLENIC AMERICAN SECURITIES S.A.				a		a	a			a
27, ΑΝΔΡΕΑ ΠΑΠΑΝΔΡΕΟΥ 27 ΜΑΡΟΥΣΙ	2103311100									
HELLENIC BANK (INVESTMENTS) LTD					a					
, AVE.KYRIAKΟΥ MATSI 31 - PO BOX 24747 NICOSIA	+357 22500100	357 22500110								
HSBC FRANCE									a	
109-111, Λ.ΜΕΣΟΓΕΙΩΝ 109-111	2106960000									
INDEX SECURITIES S.A.				a						
6, ΔΡΑΓΑΤΣΑΝΙΟΥ 6 ΑΘΗΝΑ	2103213920									

Athex & ATHEXClear Members List

Member Name			Stock Market			Derivatives Market		ATHEXClear Member	
Address	Phone	Fax	Market Member	Remote Member	Market Maker	Proprietary	Market Maker	General Clearing	Direct Clearing
J. CHR. MAVRIKIS SECURITIES S.A. 5, ΣΟΦΟΚΛΕΟΥΣ 5 ATHINA	2103216730		a						
KAPPA SECURITIES S.A. 15, ΒΑΛΑΩΡΙΤΟΥ 15 ATHINA	2103678600		a			a			
KARAMANOF SECURITIES & INVESTMENT SERVICES S.A. 2, ΠΛ.ΑΓ.ΘΕΟΔΩΡΩΝ 2 ATHINA	2103212947		a						
LAIKI FINANCIAL SERVICES LTD 26, AVE. VYRONOS NICOSIA	357 22367367	357 22718567		a					
LEON DEPOLAS SECURITIES S.A. 1, ΧΡΗΣΤΟΥ ΛΑΔΑ 1 ATHINA	2103213276 -28		a		a	a			
MEGA EQUITY SECURITIES & FINANCIAL SERVICES PUBLIC LTD 42-44, ΛΕΩΦ.ΓΡΙΒΑ ΔΙΓΕΝΗ 42-44	0035722711711		a	a		a			
MERIT SECURITIES S.A 5, ΣΟΦΟΚΛΕΟΥΣ 5 ATHINA	2103671880		a		a	a			a
MERRILL LYNCH INTERNATIONAL 2, 2 KING EDWARD STREET LONDON	+44 20276281000		a	a					
N. CHRYSOCHOIDIS SECURITIES S.A. 7-9, ΣΟΦΟΚΛΕΟΥΣ 7-9 ATHINA	2103213913		a			a			a
NATIONAL BANK OF GREECE S.A. 86, ΑΙΟΛΟΥ STR. ATHINA 68, ΑΚΑΔΙΜΙΑΣ STR. ATHINA	(210)-3341000 (210)-3328817	(210)-3228187 (210)-3328678	a		a	a		a	
NATIONAL SECURITIES S.A. 66, ΛΕΩΦ. ΚΗΦΙΣΙΑΣ 66 (ΚΤΗΡΙΟ Α) MAROUSI	2103328784		a		a	a	a		
NUNTIUS BROKERAGE AND INVESTMENT SERVICES S.A 6, ΔΡΑΓΑΤΣΑΝΙΟΥ 6 ATHINA	2103350599		a						
ONE PLUS CAPITAL LIMITED , 75 PRODROMOU AVENUE NICOSIA 1307	35722873760		a	a					
OPTIMA BANK S.A. 32, ΑΙΓΙΑΛΕΙΑΣ 32 & ΠΑΡΑΔΕΙΣΟΥ MAROUSI	2108173111		a		a	a	a	a	
PANTELAKIS SECURITIES S.A. 57, ΕΘΝΙΚΗΣ ΑΝΤΙΣΤΑΣΕΩΣ 57, ΚΤΙΡΙΟ Β CHALANDRI	2106965000		a		a	a	a		
PEGASUS SECURITIES S.A 17, ΒΑΛΑΩΡΙΤΟΥ 17 & ΑΜΕΡΙΚΗΣ ATHINA	2103670700		a			a			
PIRAEUS BANK S.A. 4, ΑΜΕΡΙΚΗΣ STR. ATHINA 4, ΑΜΕΡΙΚΗΣ STR ATHINA 4, ΑΜΕΡΙΚΗΣ ATHINA	(210)-3335000 (210)-3335918 +30 2103335000	(210)-3335079 (210)-3254207 210-3335079	a			a		a	
PIRAEUS SECURITIES S. A. 10, ΣΤΑΔΙΟΥ 10 ATHINA	2103354100		a		a	a	a		a
PROCHOICE SECURITIES LTD 57, ΛΕΩΦ.ΣΠΥΡΟΥ ΚΥΠΡΙΑΝΟΥ 57, ΑΚΙΝΗΤΑ Φ	035724661192		a	a					
SHARELINK SECURITIES & FINANCIAL SERVICES LTD 6, HOUSE-ΘΕΟΤΟΚΗ 6 ΜΕΓΑΡΟ ΕΛΛΗΝΑ	+357 22554200		a	a		a			
SOCIETE GENERALE S.A. , 17 COURS VALMY, CEDEX	+157290504		a	a		a			
SOLIDUS SECURITIES S.A 64, ΛΟΥΙΖΗΣ ΡΙΑΝΚΟΥΡ 64 ATHINA	2106900600		a			a			a
ST. EM. LAVRENTAKIS SECURITIES S.A. 7-9, ΣΟΦΟΚΛΕΟΥΣ 7-9 ATHINA	2103213336		a			a			
THE CYPRUS INVESTMENT & SECURITIES CORPORATION LTD 154, ΛΕΩΦ. ΚΥΡΗΝΕΙΑΣ	0035722121700		a	a					
UBS EUROPE SE , OPERNTURM, BOCKENHEIMER LANDSTRASSE 2-4	496921790		a	a					
UBS LIMITED 1, FINSBURY AVENUE LONDON	+44 2075687135			a					

List of Stocks under Market Making operations

Securities	Market Maker	Start Market Making	Stock Category	Suspension Status
MLS MULTIMEDIA SA (CR)				
	PIRAEUS SECURITIES S. A.	01/08/2019		
ALPHA ETF FTSE Athex Large Cap			Exchange Traded Funds (ETFs)	
	ALPHA FINANCE INVESTMENT SERVICES S.A.	02/01/1900		
	NATIONAL SECURITIES S.A.	02/01/1900		
ADMIE (IPTO) HOLDING S.A. (CR)			Main Market	
	HELLENIC AMERICAN SECURITIES S.A.	09/03/2020		
	PIRAEUS SECURITIES S. A.	29/06/2017		
AEGEAN AIRLINES (CR)			Main Market	
	EUROBANK EQUITIES INVESTMENT FIRM S.A	22/09/2020		
ALPHA BANK (CR)			Main Market	
	ALPHA FINANCE INVESTMENT SERVICES S.A.	29/02/2016		
	EUROBANK EQUITIES INVESTMENT FIRM S.A	22/10/2006		
	HELLENIC AMERICAN SECURITIES S.A.	25/07/2014		
	LEON DEPOLAS SECURITIES S.A.	04/01/2016		
	MERIT SECURITIES S.A	03/09/2012		
	NATIONAL SECURITIES S.A.	02/01/1900		
	PIRAEUS SECURITIES S. A.	28/05/2009		
AS COMPANY SA (CR)			Main Market	
	EUROBANK EQUITIES INVESTMENT FIRM S.A	01/04/2019		
ATTICA BANK S.A. (CR)			Main Market	
	EUROBANK EQUITIES INVESTMENT FIRM S.A	11/11/2019		
	EUROXX SECURITIES S.A.	22/01/2016		
	PIRAEUS SECURITIES S. A.	20/09/2017		
ATTICA HOLDINGS (CR)			Main Market	
	HELLENIC AMERICAN SECURITIES S.A.	28/12/2017		
AUTOHELLAS SA (CR)			Main Market	
	ALPHA FINANCE INVESTMENT SERVICES S.A.	01/07/2019		
	EUROXX SECURITIES S.A.	02/07/2018		
AVAX S.A. (CR)			Main Market	
	EUROBANK EQUITIES INVESTMENT FIRM S.A	14/12/2015		
AVE (CR)			Main Market	
	EUROXX SECURITIES S.A.	05/06/2020		
BRIQ PROPERTIES (CR)			Main Market	
	EUROBANK EQUITIES INVESTMENT FIRM S.A	09/09/2019		
BYTE COMPUTER SA (CR)			Main Market	
	MERIT SECURITIES S.A	04/08/2008		
CC HBC AG (CR)			Main Market	
	NATIONAL SECURITIES S.A.	02/01/1900		
	PIRAEUS SECURITIES S. A.	04/05/2015		
CENERGY HOLDINGS (CB)			Main Market	
	ALPHA FINANCE INVESTMENT SERVICES S.A.	02/01/2016		
	EUROBANK EQUITIES INVESTMENT FIRM S.A	02/01/2016		
CNL CAPITAL (CR)			Main Market	
	MERIT SECURITIES S.A	01/10/2018		
EKTER SA (CR)			Main Market	
	EUROBANK EQUITIES INVESTMENT FIRM S.A	16/10/2017		
	LEON DEPOLAS SECURITIES S.A.	21/05/2018		
ELASTRON (CR)			Main Market	
	LEON DEPOLAS SECURITIES S.A.	20/02/2017		
ELLAKTOR (CR)			Main Market	
	ALPHA FINANCE INVESTMENT SERVICES S.A.	18/03/2019		
	EUROBANK EQUITIES INVESTMENT FIRM S.A	01/06/2012		
	EUROXX SECURITIES S.A.	24/09/2018		
	NATIONAL SECURITIES S.A.	02/01/1900		
	PIRAEUS SECURITIES S. A.	22/10/2018		
ELTON SA (CR)			Main Market	
	BETA SECURITIES S.A.	03/09/2012		
	LEON DEPOLAS SECURITIES S.A.	01/04/2019		
ELVALHALCOR (CR)			Main Market	
	ALPHA FINANCE INVESTMENT SERVICES S.A.	07/05/2018		
	EUROBANK EQUITIES INVESTMENT FIRM S.A	07/05/2018		
ELVE SA (CR)			Main Market	
	LEON DEPOLAS SECURITIES S.A.	02/11/2020		
ENTERSOFT (CR)			Main Market	
	EUROBANK EQUITIES INVESTMENT FIRM S.A	22/06/2020		

## List of Stocks under Market Making operations

Securities	Stock Category
Market Maker	Start Market Making
<b>EUROBANK HOLDINGS (CR)</b>	Main Market
ALPHA FINANCE INVESTMENT SERVICES S.A.	09/01/2006
EUROBANK EQUITIES INVESTMENT FIRM S.A	01/06/2012
HELLENIC AMERICAN SECURITIES S.A.	25/07/2014
LEON DEPOLAS SECURITIES S.A.	30/11/2018
MERIT SECURITIES S.A	06/11/2017
NATIONAL SECURITIES S.A.	02/01/1900
PIRAEUS SECURITIES S. A.	28/09/2009
<b>EUROPEAN RELIANCE INSUR. (CR)</b>	Main Market
PANTELAKIS SECURITIES S.A.	15/07/2019
<b>EYDAP S.A. (CR)</b>	Main Market
ALPHA FINANCE INVESTMENT SERVICES S.A.	27/01/2020
EUROBANK EQUITIES INVESTMENT FIRM S.A	10/06/2019
<b>FOURLIS (CR)</b>	Main Market
EUROBANK EQUITIES INVESTMENT FIRM S.A	01/12/2016
PIRAEUS SECURITIES S. A.	06/03/2017
<b>GEK TERNA (CR)</b>	Main Market
PIRAEUS SECURITIES S. A.	29/08/2019
<b>GR. SARANTIS S.A. (CR)</b>	Main Market
BETA SECURITIES S.A.	14/05/2012
EUROBANK EQUITIES INVESTMENT FIRM S.A	24/10/2016
<b>HELLENIC EXCHANGES-A.S.E. (CR)</b>	Main Market
HELLENIC AMERICAN SECURITIES S.A.	01/09/2014
NATIONAL SECURITIES S.A.	02/01/1900
PIRAEUS SECURITIES S. A.	04/05/2015
<b>HELLENIC PETROLEUM (CR)</b>	Main Market
HELLENIC AMERICAN SECURITIES S.A.	14/09/2015
PIRAEUS SECURITIES S. A.	20/03/2017
<b>IKTINOS HELLAS SA (CR)</b>	Main Market
ALPHA FINANCE INVESTMENT SERVICES S.A.	01/04/2019
EUROBANK EQUITIES INVESTMENT FIRM S.A	25/02/2019
NATIONAL SECURITIES S.A.	02/01/1900
<b>INTERCONTINENTAL (CR)</b>	Main Market
LEON DEPOLAS SECURITIES S.A.	03/06/2019
<b>INTRACOM HOLDINGS (CR)</b>	Main Market
LEON DEPOLAS SECURITIES S.A.	08/10/2018
<b>JUMBO SA (CR)</b>	Main Market
EUROBANK EQUITIES INVESTMENT FIRM S.A	25/05/2020
MERIT SECURITIES S.A	06/11/2017
PIRAEUS SECURITIES S. A.	06/03/2017
<b>KARAMOLEGOS SA (CR)</b>	Main Market
EUROXX SECURITIES S.A.	04/10/2019
<b>KLOUKINAS - LAPPAS SA (CR)</b>	Main Market
BETA SECURITIES S.A.	22/09/2014
<b>KRI-KRI S.A. (CR)</b>	Main Market
EUROBANK EQUITIES INVESTMENT FIRM S.A	07/05/2018
LEON DEPOLAS SECURITIES S.A.	16/01/2017
<b>LAMDA DEVELOPMENT SA (CR)</b>	Main Market
EUROBANK EQUITIES INVESTMENT FIRM S.A	08/12/2014
PANTELAKIS SECURITIES S.A.	06/11/2017
PIRAEUS SECURITIES S. A.	29/06/2017
<b>LAMPSA HOTEL SA (CR)</b>	Main Market
LEON DEPOLAS SECURITIES S.A.	16/01/2017
<b>MARFIN INVESTMENT GROUP (CR)</b>	Main Market
EUROBANK EQUITIES INVESTMENT FIRM S.A	23/03/2015
PIRAEUS SECURITIES S. A.	02/02/2009
<b>MOTOR OIL (CR)</b>	Main Market
EUROBANK EQUITIES INVESTMENT FIRM S.A	22/10/2006
HELLENIC AMERICAN SECURITIES S.A.	01/09/2014
LEON DEPOLAS SECURITIES S.A.	01/04/2019
MERIT SECURITIES S.A	25/02/2019
NATIONAL SECURITIES S.A.	02/01/1900
PIRAEUS SECURITIES S. A.	04/05/2015
<b>MYTILINEOS (CR)</b>	Main Market
ALPHA FINANCE INVESTMENT SERVICES S.A.	15/04/2019
EUROBANK EQUITIES INVESTMENT FIRM S.A	20/09/2017
MERIT SECURITIES S.A	25/02/2019
NATIONAL SECURITIES S.A.	02/01/1900
PIRAEUS SECURITIES S. A.	04/05/2015

## List of Stocks under Market Making operations

Securities	Stock Category
Market Maker	Start Market Making
<b>NATIONAL BANK (CR)</b>	<b>Main Market</b>
ALPHA FINANCE INVESTMENT SERVICES S.A.	09/01/2006
EUROBANK EQUITIES INVESTMENT FIRM S.A	22/10/2006
HELLENIC AMERICAN SECURITIES S.A.	25/07/2014
LEON DEPOLAS SECURITIES S.A.	20/05/2015
MERIT SECURITIES S.A	03/09/2012
NATIONAL SECURITIES S.A.	02/01/1900
PIRAEUS SECURITIES S. A.	08/09/2008
<b>OPAP (CR)</b>	<b>Main Market</b>
ALPHA FINANCE INVESTMENT SERVICES S.A.	09/01/2006
EUROBANK EQUITIES INVESTMENT FIRM S.A	22/10/2006
HELLENIC AMERICAN SECURITIES S.A.	25/07/2014
MERIT SECURITIES S.A	20/03/2017
NATIONAL SECURITIES S.A.	02/01/1900
PIRAEUS SECURITIES S. A.	04/05/2015
<b>OTE (CR)</b>	<b>Main Market</b>
ALPHA FINANCE INVESTMENT SERVICES S.A.	09/01/2006
EUROBANK EQUITIES INVESTMENT FIRM S.A	22/10/2006
HELLENIC AMERICAN SECURITIES S.A.	25/07/2014
LEON DEPOLAS SECURITIES S.A.	20/04/2015
MERIT SECURITIES S.A	20/03/2017
NATIONAL SECURITIES S.A.	02/01/1900
PIRAEUS SECURITIES S. A.	08/09/2008
<b>P.P.A. S.A. (CR)</b>	<b>Main Market</b>
EUROBANK EQUITIES INVESTMENT FIRM S.A	06/02/2019
<b>PAPOUTSANIS (CR)</b>	<b>Main Market</b>
ALPHA FINANCE INVESTMENT SERVICES S.A.	19/11/2018
BETA SECURITIES S.A.	25/11/2013
<b>PETROPOULOS PETROS (CR)</b>	<b>Main Market</b>
EUROBANK EQUITIES INVESTMENT FIRM S.A	01/04/2019
PANTELAKIS SECURITIES S.A.	16/03/2020
<b>PIRAEUS BANK (CR)</b>	<b>Main Market</b>
ALPHA FINANCE INVESTMENT SERVICES S.A.	15/04/2019
EUROBANK EQUITIES INVESTMENT FIRM S.A	22/10/2006
EUROXX SECURITIES S.A.	15/02/2016
HELLENIC AMERICAN SECURITIES S.A.	25/07/2014
LEON DEPOLAS SECURITIES S.A.	30/11/2018
MERIT SECURITIES S.A	16/09/2013
NATIONAL SECURITIES S.A.	02/01/1900
PIRAEUS SECURITIES S. A.	16/02/2009
<b>PLAISIO COMPUTERS SA (CR)</b>	<b>Main Market</b>
EUROBANK EQUITIES INVESTMENT FIRM S.A	02/03/2015
<b>PPC (CR)</b>	<b>Main Market</b>
ALPHA FINANCE INVESTMENT SERVICES S.A.	09/01/2006
EUROBANK EQUITIES INVESTMENT FIRM S.A	22/10/2006
HELLENIC AMERICAN SECURITIES S.A.	01/09/2014
MERIT SECURITIES S.A	06/11/2017
NATIONAL SECURITIES S.A.	02/01/1900
PIRAEUS SECURITIES S. A.	28/09/2009
<b>PROFILE SA (CR)</b>	<b>Main Market</b>
PANTELAKIS SECURITIES S.A.	01/07/2019
<b>QUEST HOLDINGS (CR)</b>	<b>Main Market</b>
BETA SECURITIES S.A.	26/03/2018
EUROBANK EQUITIES INVESTMENT FIRM S.A	28/01/2019
<b>SPIROY AGRICULTURE SA (CR)</b>	<b>Main Market</b>
EUROBANK EQUITIES INVESTMENT FIRM S.A	02/09/2019
<b>TERNA ENERGY (CR)</b>	<b>Main Market</b>
PIRAEUS SECURITIES S. A.	09/12/2019
<b>THRACE PLASTICS SA (CR)</b>	<b>Main Market</b>
ALPHA FINANCE INVESTMENT SERVICES S.A.	26/03/2018
EUROBANK EQUITIES INVESTMENT FIRM S.A	26/03/2018
<b>TITAN CEMENT (CB)</b>	<b>Main Market</b>
EUROBANK EQUITIES INVESTMENT FIRM S.A	06/11/2019
<b>VIOHALCO SA/NV (CB)</b>	<b>Main Market</b>
ALPHA FINANCE INVESTMENT SERVICES S.A.	11/03/2008
EUROBANK EQUITIES INVESTMENT FIRM S.A	04/03/2014
MERIT SECURITIES S.A	17/03/2014

Underlying Asset				Derivatives Market													
Price max	Price min	Closing price	change	Delivery Month	Open price	Price max	Price min	Last price	Closing price	Last Bid	Last Ask	Fixing price*	Life high	Life low	Trades	Volume	Open Interest
<b>FTSE/Athex Large Cap</b>																	
1,929.08	1,894.67	1,906.48	0.62%	December 2020	1,915.00	1,929.00	1,903.00	1,904.00	1,904.00	---	---		1,929.00	---	333	1,370	5,507
				January 2021	1,923.00	1,924.00	1,905.00	1,909.75	1,909.75	---	---		1,924.00	---	61	212	640
				February 2021	---	---	---	---	1,902.25	---	---		---	---	---	---	---
				March 2021	---	---	---	---	1,905.25	---	---		---	---	---	---	---
				June 2021	---	---	---	---	1,915.00	---	---		---	---	---	---	---
				September 2021	---	---	---	---	1,924.50	---	---		---	---	---	---	---

(Trade Unit: 1 Index Point x 2E, Cash Settlement)

Derivatives notes

Fixing prices and final open positions can be retrieved from the following path <http://www.helex.gr/el/web/guest/statistics-end-of-day-derivatives>

Underlying Asset					Derivatives Market												
Price max	Price min	Closing price	change	Delivery Month	Open price	Price max	Price min	Last price	Closing price	Last Bid	Last Ask	Fixing price*	Life high	Life low	Trades	Volume	Open Interest
<b>ADMIE (IPTO) HOLDING S.A. (CR)</b> (Contract Size: 100 Securities, Physical Delivery)																	
2.62	2.55	2.55	-0.78%	December 2020	2.62	2.62	2.57	2.57	2.57	---	---	---	2.68	---	60	280	6,296
				March 2021	2.64	2.64	2.58	2.58	2.58	---	---	---	2.75	---	24	109	951
				June 2021	---	---	---	---	2.60	---	---	---	---	---	---	---	---
				September 2021	---	---	---	---	2.61	---	---	---	---	---	---	---	---
<b>ALPHA BANK (CR)</b> (Contract Size: 100 Securities, Physical Delivery)																	
0.951	0.912	0.937	4.11%	December 2020	0.910	0.950	0.905	0.937	0.937	---	---	---	0.950	---	484	17,752	72,613
				March 2021	0.922	0.955	0.918	0.953	0.953	---	---	---	0.955	---	195	4,849	17,256
				June 2021	---	---	---	---	0.910	---	---	---	---	---	---	---	---
				September 2021	---	---	---	---	0.914	---	---	---	---	---	---	---	---
<b>ATTICA BANK S.A. (CR)</b> (Contract Size: 100 Securities, Physical Delivery)																	
0.2465	0.238	0.238	0.42%	December 2020	0.240	0.240	0.240	0.240	0.240	---	---	---	0.282	---	1	5	145
				March 2021	---	---	---	---	0.238	---	---	---	---	---	---	---	---
				June 2021	---	---	---	---	0.240	---	---	---	---	---	---	---	---
				September 2021	---	---	---	---	0.241	---	---	---	---	---	---	---	---
<b>CC HBC AG (CR)</b> (Contract Size: 100 Securities, Physical Delivery)																	
25.52	25.32	25.37	0.95%	December 2020	25.42	25.48	25.30	25.48	25.48	---	---	---	25.76	---	7	30	275
				March 2021	25.49	25.49	25.49	25.49	25.49	---	---	---	25.49	---	1	4	4
				June 2021	---	---	---	---	25.40	---	---	---	---	---	---	---	---
				September 2021	---	---	---	---	25.53	---	---	---	---	---	---	---	---
<b>CENERGY HOLDINGS (CB)</b> (Contract Size: 100 Securities, Physical Delivery)																	
1.76	1.686	1.71	-1.04%	December 2020	1.72	1.74	1.68	1.69	1.69	---	---	---	1.95	---	69	949	6,657
				March 2021	1.72	1.75	1.71	1.71	1.71	---	---	---	1.81	---	48	1,207	80
				June 2021	---	---	---	---	1.75	---	---	---	---	---	---	---	---
				September 2021	---	---	---	---	1.76	---	---	---	---	---	---	---	---
<b>ELLAKTOR (CR)</b> (Contract Size: 100 Securities, Physical Delivery)																	
1.594	1.53	1.53	-1.29%	December 2020	1.55	1.60	1.52	1.52	1.52	---	---	---	1.77	---	105	575	4,144
				March 2021	1.60	1.60	1.56	1.56	1.56	---	---	---	1.66	---	8	41	64
				June 2021	---	---	---	---	1.57	---	---	---	---	---	---	---	---
				September 2021	---	---	---	---	1.57	---	---	---	---	---	---	---	---
<b>EUROBANK HOLDINGS (CR)</b> (Contract Size: 100 Securities, Physical Delivery)																	
0.6096	0.5918	0.605	3.77%	December 2020	0.584	0.610	0.584	0.602	0.602	---	---	---	0.610	---	176	6,935	32,495
				March 2021	0.596	0.615	0.592	0.614	0.614	---	---	---	0.615	---	82	7,623	11,789
				June 2021	---	---	---	---	0.589	---	---	---	---	---	---	---	---
				September 2021	---	---	---	---	0.592	---	---	---	---	---	---	---	---

Derivatives notes

Fixing prices and final open positions can be retrieved from the following path <http://www.helex.gr/el/web/guest/statistics-end-of-day-derivatives>



Underlying Asset				Derivatives Market													
Price max	Price min	Closing price	change	Delivery Month	Open price	Price max	Price min	Last price	Closing price	Last Bid	Last Ask	Fixing price*	Life high	Life low	Trades	Volume	Open Interest
<b>EYDAP S.A. (CR)</b>				(Contract Size: 100 Securities, Physical Delivery)													
7.23	6.91	7.14	3.78%	December 2020	6.88	7.24	6.88	7.23	7.23	---	---	---	7.51	---	21	69	248
				March 2021	6.92	7.22	6.92	7.22	7.22	---	---	---	7.22	---	5	27	20
				June 2021	---	---	---	---	6.95	---	---	---	---	---	---	---	---
				September 2021	---	---	---	---	6.99	---	---	---	---	---	---	---	---
<b>FOURLIS (CR)</b>				(Contract Size: 100 Securities, Physical Delivery)													
4.09	4	4	-0.25%	December 2020	4.06	4.10	3.99	4.06	4.06	---	---	---	4.50	---	21	48	278
				March 2021	4.03	4.03	4.03	4.03	4.03	---	---	---	4.03	---	1	1	1
				June 2021	---	---	---	---	4.05	---	---	---	---	---	---	---	---
				September 2021	---	---	---	---	4.07	---	---	---	---	---	---	---	---
<b>GEK TERNA (CR)</b>				(Contract Size: 100 Securities, Physical Delivery)													
7.53	7.32	7.32	-1.35%	December 2020	7.44	7.50	7.30	7.31	7.31	---	---	---	7.59	---	75	1,794	3,792
				March 2021	7.46	7.52	7.37	7.37	7.37	---	---	---	7.61	---	49	1,771	546
				June 2021	---	---	---	---	7.50	---	---	---	---	---	---	---	---
				September 2021	---	---	---	---	7.54	---	---	---	---	---	---	---	---
<b>HELLENIC EXCHANGES-A.S.E. (CR)</b>				(Contract Size: 100 Securities, Physical Delivery)													
4.015	3.85	4.015	2.95%	December 2020	3.96	4.08	3.88	4.08	4.08	---	---	---	4.08	---	203	811	2,366
				March 2021	3.98	4.00	3.95	4.00	4.00	---	---	---	4.00	---	13	320	811
				June 2021	---	---	---	---	3.94	---	---	---	---	---	---	---	---
				September 2021	---	---	---	---	3.96	---	---	---	---	---	---	---	---
<b>HELLENIC PETROLEUM (CR)</b>				(Contract Size: 100 Securities, Physical Delivery)													
5.72	5.56	5.56	-1.07%	December 2020	5.72	5.72	5.55	5.56	5.56	---	---	---	5.72	---	37	73	1,758
				March 2021	5.73	5.75	5.58	5.58	5.58	---	---	---	5.75	---	16	49	505
				June 2021	---	---	---	---	5.68	---	---	---	---	---	---	---	---
				September 2021	---	---	---	---	5.71	---	---	---	---	---	---	---	---
<b>INTRACOM HOLDINGS (CR)</b>				(Contract Size: 100 Securities, Physical Delivery)													
0.877	0.836	0.84	-3.45%	December 2020	0.889	0.889	0.846	0.846	0.846	---	---	---	0.889	---	17	98	1,177
				March 2021	0.856	0.856	0.856	0.856	0.856	---	---	---	0.856	---	1	10	---
				June 2021	---	---	---	---	0.879	---	---	---	---	---	---	---	---
				September 2021	---	---	---	---	0.884	---	---	---	---	---	---	---	---
<b>JUMBO SA (CR)</b>				(Contract Size: 100 Securities, Physical Delivery)													
15.25	14.82	14.82	-1.85%	December 2020	15.26	15.26	14.95	14.95	14.95	---	---	---	16.64	---	24	89	620
				March 2021	15.25	15.25	14.90	14.90	14.90	---	---	---	15.25	---	8	30	6
				June 2021	---	---	---	---	15.26	---	---	---	---	---	---	---	---
				September 2021	---	---	---	---	15.34	---	---	---	---	---	---	---	---

Derivatives notes

Fixing prices and final open positions can be retrieved from the following path <http://www.helex.gr/el/web/guest/statistics-end-of-day-derivatives>

Underlying Asset				Derivatives Market													
Price max	Price min	Closing price	change	Delivery Month	Open price	Price max	Price min	Last price	Closing price	Last Bid	Last Ask	Fixing price*	Life high	Life low	Trades	Volume	Open Interest
<b>LAMDA DEVELOPMENT SA (CR)</b>				(Contract Size: 100 Securities, Physical Delivery)													
7.08	6.95	7	0.43%	December 2020	7.07	7.07	7.00	7.02	7.02	---	---	---	7.15	---	32	147	1,464
				March 2021	7.03	7.05	7.03	7.05	7.05	---	---	---	7.09	---	2	7	473
				June 2021	---	---	---	---	7.04	---	---	---	---	---	---	---	---
				September 2021	---	---	---	---	7.08	---	---	---	---	---	---	---	---
<b>MARFIN INVESTMENT GROUP (CR)</b>				(Contract Size: 100 Securities, Physical Delivery)													
0.0369	0.0355	0.0355	-2.47%	December 2020	0.036	0.037	0.036	0.037	0.037	---	---	---	0.059	---	9	421	50,651
				March 2021	0.036	0.039	0.036	0.039	0.039	---	---	---	0.041	---	4	22	22
				June 2021	---	---	---	---	0.037	---	---	---	---	---	---	---	---
				September 2021	---	---	---	---	0.037	---	---	---	---	---	---	---	---
<b>MOTOR OIL (CR)</b>				(Contract Size: 100 Securities, Physical Delivery)													
12.2	11.93	12.05	0.92%	December 2020	12.18	12.20	11.98	12.01	12.01	---	---	---	12.30	---	83	416	2,542
				March 2021	12.19	12.20	12.08	12.09	12.09	---	---	---	13.27	---	17	49	149
				June 2021	---	---	---	---	12.07	---	---	---	---	---	---	---	---
				September 2021	---	---	---	---	12.13	---	---	---	---	---	---	---	---
<b>MYTILINEOS (CR)</b>				(Contract Size: 100 Securities, Physical Delivery)													
11.68	11.39	11.4	-0.87%	December 2020	11.54	11.67	11.37	11.40	11.40	---	---	---	11.67	---	109	467	4,250
				March 2021	11.70	11.72	11.48	11.48	11.48	---	---	---	11.72	---	30	181	95
				June 2021	---	---	---	---	11.62	---	---	---	---	---	---	---	---
				September 2021	---	---	---	---	11.68	---	---	---	---	---	---	---	---
<b>NATIONAL BANK (CR)</b>				(Contract Size: 100 Securities, Physical Delivery)													
2.121	2.041	2.08	3.07%	December 2020	2.04	2.12	2.04	2.08	2.08	---	---	---	2.12	---	343	8,605	25,532
				March 2021	2.08	2.12	2.05	2.09	2.09	---	---	---	2.12	---	78	1,245	7,717
				June 2021	---	---	---	---	2.04	---	---	---	---	---	---	---	---
				September 2021	---	---	---	---	2.05	---	---	---	---	---	---	---	---
<b>OPAP (CR)</b>				(Contract Size: 100 Securities, Physical Delivery)													
10.48	10.12	10.21	0.10%	December 2020	10.34	10.49	10.12	10.17	10.17	---	---	---	10.61	---	104	770	2,341
				March 2021	10.45	10.54	10.19	10.21	10.21	---	---	---	10.54	---	23	298	315
				June 2021	---	---	---	---	10.31	---	---	---	---	---	---	---	---
				September 2021	---	---	---	---	10.36	---	---	---	---	---	---	---	---
<b>OTE (CR)</b>				(Contract Size: 100 Securities, Physical Delivery)													
14.43	13.85	13.85	-2.47%	December 2020	14.40	14.40	13.87	13.87	13.87	---	---	---	14.56	---	44	227	2,308
				March 2021	14.34	14.34	14.07	14.07	14.07	---	---	---	14.34	---	2	2	104
				June 2021	---	---	---	---	14.35	---	---	---	---	---	---	---	---
				September 2021	---	---	---	---	14.42	---	---	---	---	---	---	---	---

Derivatives notes

Fixing prices and final open positions can be retrieved from the following path <http://www.helex.gr/el/web/guest/statistics-end-of-day-derivatives>

Underlying Asset				Derivatives Market													
Price max	Price min	Closing price	change	Delivery Month	Open price	Price max	Price min	Last price	Closing price	Last Bid	Last Ask	Fixing price*	Life high	Life low	Trades	Volume	Open Interest
<b>P.P.A. S.A. (CR)</b>				(Contract Size: 100 Securities, Physical Delivery)													
19.88	18.9	19.56	4.04%	December 2020	18.81	19.84	18.81	19.70	19.70	---	---	---	19.84	---	9	111	163
				March 2021	18.83	19.64	18.83	19.64	19.64	---	---	---	19.64	---	3	114	166
				June 2021	---	---	---	---	19.00	---	---	---	---	---	---	---	---
				September 2021	---	---	---	---	19.10	---	---	---	---	---	---	---	---
<b>PIRAEUS BANK (CR)</b>				(Contract Size: 100 Securities, Physical Delivery)													
1.3655	1.2955	1.305	2.27%	December 2020	1.28	1.37	1.28	1.30	1.30	---	---	---	1.37	---	451	12,401	38,999
				March 2021	1.31	1.36	1.31	1.31	1.31	---	---	---	1.36	---	176	4,616	11,398
				June 2021	---	---	---	---	1.29	---	---	---	---	---	---	---	---
				September 2021	---	---	---	---	1.30	---	---	---	---	---	---	---	---
<b>PPC (CR)</b>				(Contract Size: 100 Securities, Physical Delivery)													
7.1	6.9	6.915	-1.21%	December 2020	7.08	7.10	6.92	6.94	6.94	---	---	---	7.17	---	106	2,048	9,570
				March 2021	7.02	7.06	6.93	6.93	6.93	---	---	---	7.19	---	28	1,597	1,609
				June 2021	---	---	---	---	7.07	---	---	---	---	---	---	---	---
				September 2021	---	---	---	---	7.11	---	---	---	---	---	---	---	---
<b>TERNA ENERGY (CR)</b>				(Contract Size: 100 Securities, Physical Delivery)													
12.98	12.62	12.86	1.42%	December 2020	12.85	12.90	12.76	12.90	12.90	---	---	---	13.34	---	12	48	507
				March 2021	12.90	12.90	12.81	12.81	12.81	---	---	---	12.90	---	3	5	41
				June 2021	---	---	---	---	12.82	---	---	---	---	---	---	---	---
				September 2021	---	---	---	---	12.88	---	---	---	---	---	---	---	---
<b>TITAN CEMENT (CB)</b>				(Contract Size: 100 Securities, Physical Delivery)													
14.46	14.08	14.16	0.28%	December 2020	14.39	14.49	14.08	14.29	14.29	---	---	---	14.49	---	43	238	796
				March 2021	14.49	14.55	14.09	14.31	14.31	---	---	---	14.63	---	11	46	134
				June 2021	---	---	---	---	14.27	---	---	---	---	---	---	---	---
				September 2021	---	---	---	---	14.34	---	---	---	---	---	---	---	---
<b>VIOHALCO SA/NV (CB)</b>				(Contract Size: 100 Securities, Physical Delivery)													
3.84	3.745	3.78	-0.39%	December 2020	3.80	3.82	3.76	3.76	3.76	---	---	---	4.01	---	16	117	4,751
				March 2021	3.84	3.84	3.78	3.78	3.78	---	---	---	3.84	---	12	95	---
				June 2021	---	---	---	---	3.84	---	---	---	---	---	---	---	---
				September 2021	---	---	---	---	3.85	---	---	---	---	---	---	---	---

Derivatives notes

Fixing prices and final open positions can be retrieved from the following path <http://www.helex.gr/el/web/guest/statistics-end-of-day-derivatives>

FTSE/Athex Large Cap

(Trade Unit: 1 Index Point x 2€ - Exercise Style: European, Cash Settlement)

Exercise Price	Call Options														Put Options														Exercise Price				
	December 2020							January 2021							Other Months		December 2020							January 2021							Other Months		
	Open price	Price max	Price min	Last price	Closing price	Volume	Open Interest	Open price	Price max	Price min	Last price	Closing price	Volume	Open Interest	Volume	Open Interest	Open price	Price max	Price min	Last price	Closing price	Volume	Open Interest	Open price	Price max	Price min	Last price	Closing price		Volume	Open Interest	Volume	Open Interest
1,050	0.00	0.00	0.00	-	849.00	-	-	-	-	-	-	-	-	-	-	-	0.00	0.00	0.00	-	0.01	-	-	-	-	-	-	-	-	-	-	1,050	
1,075	0.00	0.00	0.00	-	824.00	-	-	-	-	-	-	-	-	-	-	-	0.00	0.00	0.00	-	0.01	-	-	-	-	-	-	-	-	-	-	1,075	
1,100	0.00	0.00	0.00	-	799.00	-	-	-	-	-	-	-	-	-	-	-	0.00	0.00	0.00	-	0.01	-	-	-	-	-	-	-	-	-	-	1,100	
1,125	0.00	0.00	0.00	-	774.00	-	-	-	-	-	-	-	-	-	-	-	0.00	0.00	0.00	-	0.01	-	-	-	-	-	-	-	-	-	-	1,125	
1,150	0.00	0.00	0.00	-	749.00	-	-	-	-	-	-	-	-	-	-	-	0.00	0.00	0.00	-	0.02	-	-	-	-	-	-	-	-	-	-	1,150	
1,175	0.00	0.00	0.00	-	724.00	-	-	-	-	-	-	-	-	-	-	-	0.00	0.00	0.00	-	0.04	-	-	-	-	-	-	-	-	-	-	1,175	
1,200	0.00	0.00	0.00	-	699.00	-	-	0.00	0.00	0.00	-	696.00	-	-	-	0.00	0.00	0.00	-	0.01	-	-	0.00	0.00	0.00	-	0.01	-	-	-	1,200		
1,225	0.00	0.00	0.00	-	674.00	-	-	0.00	0.00	0.00	-	671.00	-	-	-	0.00	0.00	0.00	-	0.01	-	-	0.00	0.00	0.00	-	0.02	-	-	-	1,225		
1,250	0.00	0.00	0.00	-	649.00	-	-	0.00	0.00	0.00	-	646.00	-	-	-	0.00	0.00	0.00	-	0.03	-	-	0.00	0.00	0.00	-	0.01	-	-	-	1,250		
1,275	0.00	0.00	0.00	-	624.00	-	20	0.00	0.00	0.00	-	621.00	-	-	-	0.00	0.00	0.00	-	0.01	-	-	0.00	0.00	0.00	-	0.01	-	-	-	1,275		
1,300	0.00	0.00	0.00	-	599.00	-	20	0.00	0.00	0.00	-	596.00	-	-	-	0.00	0.00	0.00	-	0.01	-	1	0.00	0.00	0.00	-	0.01	-	-	-	1,300		
1,325	0.00	0.00	0.00	-	574.00	-	60	0.00	0.00	0.00	-	571.00	-	-	-	0.00	0.00	0.00	-	0.01	-	23	0.00	0.00	0.00	-	0.01	-	-	-	1,325		
1,350	0.00	0.00	0.00	-	549.00	-	-	0.00	0.00	0.00	-	546.00	-	-	-	0.00	0.00	0.00	-	0.01	-	24	0.00	0.00	0.00	-	0.01	-	-	-	1,350		
1,375	0.00	0.00	0.00	-	524.00	-	80	0.00	0.00	0.00	-	521.00	-	-	-	0.00	0.00	0.00	-	0.01	-	40	0.00	0.00	0.00	-	0.01	-	-	-	1,375		
1,400	0.00	0.00	0.00	-	499.00	-	31	0.00	0.00	0.00	-	496.00	-	-	-	0.00	0.00	0.00	-	0.01	-	40	0.00	0.00	0.00	-	0.02	-	-	-	1,400		
1,425	0.00	0.00	0.00	-	474.00	-	210	0.00	0.00	0.00	-	472.00	-	-	-	0.00	0.00	0.00	-	0.01	-	40	0.00	0.00	0.00	-	0.04	-	-	-	1,425		
1,450	0.00	0.00	0.00	-	449.00	-	40	0.00	0.00	0.00	-	447.00	-	-	-	0.00	0.00	0.00	-	0.01	-	5	0.00	0.00	0.00	-	0.01	-	-	-	1,450		
1,475	0.00	0.00	0.00	-	424.00	-	20	0.00	0.00	0.00	-	422.00	-	-	-	0.00	0.00	0.00	-	0.01	-	20	0.00	0.00	0.00	-	0.02	-	-	-	1,475		
1,500	0.00	0.00	0.00	-	399.00	-	20	0.00	0.00	0.00	-	397.00	-	-	-	0.00	0.00	0.00	-	0.01	-	-	0.00	0.00	0.00	-	0.05	-	-	-	1,500		
1,525	0.00	0.00	0.00	-	374.00	-	20	0.00	0.00	0.00	-	372.00	-	-	-	0.00	0.00	0.00	-	0.01	-	80	0.00	0.00	0.00	-	0.10	-	-	-	1,525		
1,550	0.00	0.00	0.00	-	349.00	-	-	0.00	0.00	0.00	-	347.00	-	-	-	0.00	0.00	0.00	-	0.01	-	100	0.00	0.00	0.00	-	0.20	-	-	-	1,550		
1,575	0.00	0.00	0.00	-	324.00	-	20	0.00	0.00	0.00	-	322.00	-	-	-	0.00	0.00	0.00	-	0.01	-	20	0.00	0.00	0.00	-	0.38	-	-	-	1,575		
1,600	0.00	0.00	0.00	-	299.00	-	121	0.00	0.00	0.00	-	298.00	-	-	-	0.00	0.00	0.00	-	0.01	-	41	0.00	0.00	0.00	-	0.68	-	-	-	1,600		
1,625	0.00	0.00	0.00	-	274.00	-	2	0.00	0.00	0.00	-	273.00	-	-	-	0.00	0.00	0.00	-	0.01	-	40	0.00	0.00	0.00	-	1.20	-	-	-	1,625		
1,650	0.00	0.00	0.00	-	249.00	-	23	0.00	0.00	0.00	-	249.00	-	-	-	0.00	0.00	0.00	-	0.01	-	162	0.00	0.00	0.00	-	2.00	-	-	-	1,650		
1,675	0.00	0.00	0.00	-	224.00	-	32	0.00	0.00	0.00	-	225.00	-	40	-	0.00	0.00	0.00	-	0.02	-	36	0.00	0.00	0.00	-	3.20	-	-	-	1,675		
1,700	0.00	0.00	0.00	-	199.00	-	82	0.00	0.00	0.00	-	202.00	-	20	-	0.00	0.00	0.00	-	0.07	-	7	0.00	0.00	0.00	-	5.00	-	20	-	1,700		
1,725	0.00	0.00	0.00	-	175.00	-	21	0.00	0.00	0.00	-	180.00	-	-	-	0.00	0.00	0.00	-	0.23	-	-	0.00	0.00	0.00	-	7.50	-	-	-	1,725		
1,750	0.00	0.00	0.00	-	150.00	-	21	0.00	0.00	0.00	-	158.00	-	20	-	0.00	0.00	0.00	-	0.62	-	206	0.00	0.00	0.00	-	11.00	-	20	-	1,750		
1,775	0.00	0.00	0.00	-	126.00	-	20	0.00	0.00	0.00	-	138.00	-	-	-	0.00	0.00	0.00	-	1.50	-	42	0.00	0.00	0.00	-	15.50	-	-	-	1,775		
1,800	0.00	0.00	0.00	-	103.00	-	15	0.00	0.00	0.00	-	119.00	-	20	-	0.00	0.00	0.00	-	3.30	-	20	0.00	0.00	0.00	-	21.25	-	48	-	1,800		
1,825	0.00	0.00	0.00	-	81.00	-	1	0.00	0.00	0.00	-	101.00	-	-	-	5.50	0.00	5.00	5.00	5.00	100	-	0.00	0.00	0.00	-	28.75	-	-	-	1,825		
1,850	0.00	0.00	0.00	-	61.50	-	3	0.00	0.00	0.00	-	85.00	-	1	-	0.00	0.00	0.00	-	12.00	-	54	0.00	0.00	0.00	-	37.50	-	51	-	1,850		
1,875	0.00	0.00	0.00	-	44.50	-	1	92.00	92.00	92.00	92.00	92.00	1	-	-	13.50	0.00	13.50	13.50	13.50	2	51	0.00	0.00	0.00	-	48.00	-	-	-	1,875		
1,900	40.00	43.00	37.50	43.00	43.00	14	41	0.00	0.00	0.00	-	57.50	-	-	-	22.00	43.00	21.50	21.50	21.50	7	16	0.00	0.00	0.00	-	60.00	-	-	-	1,900		
1,925	30.00	30.00	26.25	26.25	26.25	13	13	58.00	58.00	58.00	58.00	58.00	2	-	-	27.50	30.00	27.50	27.50	27.50	20	-	0.00	0.00	0.00	-	74.00	-	-	-	1,925		

FTSE/Athex Large Cap

(Trade Unit: 1 Index Point x 2€ - Exercise Style: European, Cash Settlement)

Exercise Price	Call Options														Put Options																		
	December 2020							January 2021							Other Months		December 2020							January 2021							Other Months		Exercise Price
	Open price	Price max	Price min	Last price	Closing price	Volume	Open Interest	Open price	Price max	Price min	Last price	Closing price	Volume	Open Interest	Volume	Open Interest	Open price	Price max	Price min	Last price	Closing price	Volume	Open Interest	Open price	Price max	Price min	Last price	Closing price	Volume	Open Interest	Volume	Open Interest	
1,950	0.00	0.00	0.00	-	12.25	-	-	45.00	45.00	45.00	45.00	45.00	1	1			0.00	0.00	0.00	-	63.00	-	-	0.00	0.00	0.00	-	89.50	-	-			
1,975	0.00	0.00	0.00	-	7.20	-	-	0.00	0.00	0.00	-	29.25	-	-			0.00	0.00	0.00	-	82.50	-	-	0.00	0.00	0.00	-	106.00	-	-			1,975
2,000	0.00	0.00	0.00	-	3.90	-	-	0.00	0.00	0.00	-	22.50	-	-			0.00	0.00	0.00	-	104.00	-	-	0.00	0.00	0.00	-	125.00	-	-			2,000
2,050	0.00	0.00	0.00	-	0.97	-	-	0.00	0.00	0.00	-	13.00	-	-			0.00	0.00	0.00	-	151.00	-	-	0.00	0.00	0.00	-	165.00	-	-			2,050
2,100	0.00	0.00	0.00	-	0.19	-	-	-	-	-	-	-	-	-			0.00	0.00	0.00	-	201.00	-	-	-	-	-	-	-	-	-			2,100
2,150	0.00	0.00	0.00	-	0.03	-	-	-	-	-	-	-	-	-			0.00	0.00	0.00	-	250.00	-	-	-	-	-	-	-	-	-			2,150
2,200	0.00	0.00	0.00	-	0.01	-	-	-	-	-	-	-	-	-			0.00	0.00	0.00	-	300.00	-	-	-	-	-	-	-	-	-			2,200
2,250	0.00	0.00	0.00	-	0.01	-	-	-	-	-	-	-	-	-			0.00	0.00	0.00	-	350.00	-	-	-	-	-	-	-	-	-			2,250
2,300	0.00	0.00	0.00	-	0.01	-	-	-	-	-	-	-	-	-			0.00	0.00	0.00	-	400.00	-	-	-	-	-	-	-	-	-			2,300
2,350	0.00	0.00	0.00	-	0.02	-	-	-	-	-	-	-	-	-			0.00	0.00	0.00	-	450.00	-	-	-	-	-	-	-	-	-			2,350
2,400	0.00	0.00	0.00	-	0.01	-	-	-	-	-	-	-	-	-			0.00	0.00	0.00	-	500.00	-	-	-	-	-	-	-	-	-			2,400
2,450	0.00	0.00	0.00	-	0.01	-	-	-	-	-	-	-	-	-			0.00	0.00	0.00	-	550.00	-	-	-	-	-	-	-	-	-			2,450
2,500	0.00	0.00	0.00	-	0.01	-	-	-	-	-	-	-	-	-			0.00	0.00	0.00	-	600.00	-	-	-	-	-	-	-	-	-			2,500
2,550	0.00	0.00	0.00	-	0.01	-	-	-	-	-	-	-	-	-			0.00	0.00	0.00	-	650.00	-	-	-	-	-	-	-	-	-			2,550
2,600	0.00	0.00	0.00	-	0.01	-	-	-	-	-	-	-	-	-			0.00	0.00	0.00	-	700.00	-	-	-	-	-	-	-	-	-			2,600
Totals:						27	937					4	102		0	0							129	1,068					0	139		0	0
Number of Trades:						6						3			0								6						0			0	

ALPHA BANK (CR)

(Contract Size: 100 Securities, Exercise Style: American, Physical Delivery)

Call Options														Put Options																			
Exercise Price	December 2020						January 2021						Other Months		December 2020						January 2021						Other Months		Exercise Price				
	Open price	Price max	Price min	Last price	Closing price	Volume	Open Interest	Open price	Price max	Price min	Last price	Closing price	Volume	Open Interest	Volume	Open Interest	Open price	Price max	Price min	Last price	Closing price	Volume	Open Interest	Open price	Price max	Price min	Last price	Closing price		Volume	Open Interest	Volume	Open Interest
0.150	0.000	0.000	0.000		0.750	-	-	0.000	0.000	0.000		0.750	-	-			0.000	0.000	0.000		0.001	-	-	0.000	0.000	0.000		0.001	-	-			0.002
0.200	0.000	0.000	0.000		0.700	-	-	0.000	0.000	0.000		0.700	-	-			0.000	0.000	0.000		0.001	-	-	0.000	0.000	0.000		0.001	-	-			0.002
0.250	0.000	0.000	0.000		0.650	-	-	0.000	0.000	0.000		0.651	-	-			0.000	0.000	0.000		0.002	-	-	0.000	0.000	0.000		0.001	-	-			0.003
0.300	0.000	0.000	0.000		0.600	-	-	0.000	0.000	0.000		0.601	-	-			0.000	0.000	0.000		0.001	-	-	0.000	0.000	0.000		0.001	-	-			0.003
0.350	0.000	0.000	0.000		0.550	-	-	0.000	0.000	0.000		0.551	-	-			0.000	0.000	0.000		0.001	-	-	0.000	0.000	0.000		0.004	-	-			0.004
0.400	0.000	0.000	0.000		0.500	-	-	0.000	0.000	0.000		0.501	-	-			0.000	0.000	0.000		0.001	-	-	0.000	0.000	0.000		0.001	-	-			0.004
0.450	0.000	0.000	0.000		0.450	-	-	0.000	0.000	0.000		0.451	-	-			0.000	0.000	0.000		0.001	-	-	0.000	0.000	0.000		0.001	-	-			0.005
0.500	0.000	0.000	0.000		0.400	-	-	0.000	0.000	0.000		0.401	-	-			0.000	0.000	0.000		0.001	-	-	0.000	0.000	0.000		0.001	-	-			0.005
0.550	0.000	0.000	0.000		0.350	-	-	0.000	0.000	0.000		0.352	-	-			0.000	0.000	0.000		0.001	-	-	0.000	0.000	0.000		0.001	-	-			0.006
0.600	0.000	0.000	0.000		0.300	-	-	0.000	0.000	0.000		0.304	-	-			0.000	0.000	0.000		0.001	-	-	0.000	0.000	0.000		0.002	-	-			0.006
0.650	0.000	0.000	0.000		0.251	-	-	0.000	0.000	0.000		0.257	-	5			0.000	0.000	0.000		0.001	-	-	0.000	0.000	0.000		0.005	-	-			0.007
0.700	0.000	0.000	0.000		0.203	-	-	0.000	0.000	0.000		0.213	-	42			0.000	0.000	0.000		0.003	-	-	0.000	0.000	0.000		0.011	-	-			0.007
0.750	0.000	0.000	0.000		0.158	-	-	0.000	0.000	0.000		0.173	-	-			0.000	0.000	0.000		0.007	-	-	0.000	0.000	0.000		0.021	-	-			0.008
0.800	0.000	0.000	0.000		0.117	-	-	0.000	0.000	0.000		0.137	-	-			0.000	0.000	0.000		0.017	-	-	0.000	0.000	0.000		0.036	-	-			0.008
0.850	0.000	0.000	0.000		0.083	-	-	0.000	0.000	0.000		0.107	-	-			0.000	0.000	0.000		0.032	-	-	0.000	0.000	0.000		0.055	-	-			0.009
0.900	0.000	0.000	0.000		0.055	-	-	0.000	0.000	0.000		0.081	-	-			0.000	0.000	0.000		0.055	-	-	0.000	0.000	0.000		0.079	-	-			0.009
0.950	0.000	0.000	0.000		0.036	-	-	0.000	0.000	0.000		0.061	-	-			0.000	0.000	0.000		0.085	-	-	0.000	0.000	0.000		0.109	-	-			0.010
1.000	0.000	0.000	0.000		0.022	-	-	0.000	0.000	0.000		0.045	-	-			0.000	0.000	0.000		0.121	-	-	0.000	0.000	0.000		0.143	-	-			0.010
1.100	0.000	0.000	0.000		0.007	-	-	0.000	0.000	0.000		0.023	-	-			0.000	0.000	0.000		0.207	-	-	0.000	0.000	0.000		0.221	-	-			0.011
1.200	0.000	0.000	0.000		0.002	-	-	0.000	0.000	0.000		0.011	-	-			0.000	0.000	0.000		0.302	-	-	0.000	0.000	0.000		0.310	-	-			0.012
1.300	0.000	0.000	0.000		0.001	-	-	0.000	0.000	0.000		0.005	-	-			0.000	0.000	0.000		0.400	-	-	0.000	0.000	0.000		0.404	-	-			0.013
1.400	0.000	0.000	0.000		0.001	-	-						-	-			0.000	0.000	0.000		0.500	-	-				-	-			0.014		
1.500	0.000	0.000	0.000		0.001	-	-						-	-			0.000	0.000	0.000		0.600	-	-				-	-			0.015		
1.600	0.000	0.000	0.000		0.001	-	-						-	-			0.000	0.000	0.000		0.700	-	-				-	-			0.016		
1.700	0.000	0.000	0.000		0.001	-	-						-	-			0.000	0.000	0.000		0.800	-	-				-	-			0.017		
1.800	0.000	0.000	0.000		0.002	-	-						-	-			0.000	0.000	0.000		0.900	-	-				-	-			0.018		
1.900	0.000	0.000	0.000		0.001	-	-						-	-			0.000	0.000	0.000		1.00	-	-				-	-			0.019		
2.000	0.000	0.000	0.000		0.001	-	-						-	-			0.000	0.000	0.000		1.10	-	-				-	-			0.020		
2.200	0.000	0.000	0.000		0.001	-	-						-	-			0.000	0.000	0.000		1.30	-	-				-	-			0.022		
2.400	0.000	0.000	0.000		0.001	-	-						-	-			0.000	0.000	0.000		1.50	-	-				-	-			0.024		
2.600	0.000	0.000	0.000		0.001	-	-						-	-			0.000	0.000	0.000		1.70	-	-				-	-			0.026		
2.800	0.000	0.000	0.000		0.001	-	-						-	-			0.000	0.000	0.000		1.90	-	-				-	-			0.028		
Totals:						0	0						0	47	0	0					0	0					0	0	0	0			
Number of Trades:						0							0		0						0.00						0		0				

NATIONAL BANK (CR)

(Contract Size: 100 Securities, Exercise Style: American, Physical Delivery)

Exerise Price	Call Options																Exerise Price								
	December 2020								January 2021									Other Months							
	Open price	Price max	Price min	Last price	Closing price	Volume	Open Interest		Open price	Price max	Price min	Last price	Closing price	Volume	Open Interest			Volume	Open Interest						
0.600	0.000	0.000	0.000	1.42	-	-		0.000	0.000	0.000	1.37	-	-			0.000	0.000	0.000	0.001	-	-			0.006	
0.650	0.000	0.000	0.000	1.37	-	-		0.000	0.000	0.000	1.32	-	-			0.000	0.000	0.000	0.003	-	-			0.007	
0.700	0.000	0.000	0.000	1.32	-	-		0.000	0.000	0.000	1.27	-	-			0.000	0.000	0.000	0.008	-	-			0.007	
0.750	0.000	0.000	0.000	1.27	-	-		0.000	0.000	0.000	1.22	-	-			0.000	0.000	0.000	0.001	-	-			0.008	
0.800	0.000	0.000	0.000	1.22	-	-		0.000	0.000	0.000	1.17	-	-			0.000	0.000	0.000	0.001	-	-			0.008	
0.850	0.000	0.000	0.000	1.17	-	-		0.000	0.000	0.000	1.12	-	-			0.000	0.000	0.000	0.001	-	-			0.009	
0.900	0.000	0.000	0.000	1.12	-	-		0.000	0.000	0.000	1.07	-	-			0.000	0.000	0.000	0.001	-	-			0.009	
0.950	0.000	0.000	0.000	1.07	-	-		0.000	0.000	0.000	1.02	-	-			0.000	0.000	0.000	0.001	-	-			0.010	
1.000	0.000	0.000	0.000	1.02	-	-		0.000	0.000	0.000	0.921	-	-			0.000	0.000	0.000	0.001	-	-			0.010	
1.100	0.000	0.000	0.000	0.921	-	-		0.000	0.000	0.000	0.821	-	-			0.000	0.000	0.000	0.001	-	-			0.011	
1.200	0.000	0.000	0.000	0.821	-	-		0.000	0.000	0.000	0.721	-	-			0.000	0.000	0.000	0.001	-	450			0.012	
1.300	0.000	0.000	0.000	0.721	-	-		0.000	0.000	0.000	0.621	-	-			0.000	0.000	0.000	0.001	-	-			0.013	
1.400	0.000	0.000	0.000	0.621	-	-		0.000	0.000	0.000	0.521	-	-			0.000	0.000	0.000	0.003	-	-			0.014	
1.500	0.000	0.000	0.000	0.521	-	57		0.000	0.000	0.000	0.422	-	-			0.000	0.000	0.000	0.001	-	-			0.015	
1.600	0.000	0.000	0.000	0.422	-	-		0.000	0.000	0.000	0.325	-	-			0.000	0.000	0.000	0.001	-	-			0.016	
1.700	0.000	0.000	0.000	0.325	-	-		0.000	0.000	0.000	0.241	-	-			0.000	0.000	0.000	0.004	-	-			0.017	
1.800	0.241	0.260	0.221	0.260	0.260	8	42	0.000	0.000	0.000	0.298	-	-			0.000	0.000	0.000	0.013	-	-			0.018	
1.900	0.150	0.199	0.150	0.199	0.199	8	63	0.000	0.000	0.000	0.235	-	-			0.000	0.000	0.000	0.034	-	-			0.019	
2.000	0.000	0.000	0.000	0.094	-	-		0.000	0.000	0.000	0.204	-	-			0.000	0.000	0.000	0.073	-	-			0.020	
2.200	0.000	0.000	0.000	0.025	-	-		0.000	0.000	0.000	0.184	-	-			0.000	0.000	0.000	0.204	-	-			0.022	
2.400	0.000	0.000	0.000	0.004	-	-		0.000	0.000	0.000	0.106	-	-			0.000	0.000	0.000	0.384	-	-			0.024	
2.600	0.000	0.000	0.000	0.001	-	-		0.000	0.000	0.000	0.057	-	-			0.000	0.000	0.000	0.580	-	-			0.026	
2.800	0.000	0.000	0.000	0.003	-	-		0.000	0.000	0.000	0.029	-	-			0.000	0.000	0.000	0.780	-	-			0.028	
3.000	0.000	0.000	0.000	0.001	-	-		0.000	0.000	0.000	0.014	-	-			0.000	0.000	0.000	0.980	-	-			0.030	
3.200	0.000	0.000	0.000	0.003	-	-					0.007	-	-			0.000	0.000	0.000	1.18	-	-			0.032	
3.400	0.000	0.000	0.000	0.002	-	-						-	-			0.000	0.000	0.000	1.38	-	-			0.034	
3.600	0.000	0.000	0.000	0.001	-	-						-	-			0.000	0.000	0.000	1.58	-	-			0.036	
3.800	0.000	0.000	0.000	0.001	-	-						-	-			0.000	0.000	0.000	1.78	-	-			0.038	
4.000	0.000	0.000	0.000	0.001	-	-						-	-			0.000	0.000	0.000	1.98	-	-			0.040	
Totals:					16	162					0	0	0	0		16	450					0	40	0	0
Number of Trades:					9						0	0	0	0		0.00						0		0	

OPAP (CR)

(Contract Size: 100 Securities, Exercise Style: American, Physical Delivery)

Exercise Price	Call Options														Volume	Open Interest	Put Options														Volume	Open Interest	Exercise Price
	December 2020						January 2021						Other Months				December 2020						January 2021						Other Months				
	Open price	Price max	Price min	Last price	Closing price	Volume	Open Interest	Open price	Price max	Price min	Last price	Closing price	Volume	Open Interest			Open price	Price max	Price min	Last price	Closing price	Volume	Open Interest	Open price	Price max	Price min	Last price	Closing price	Volume	Open Interest			
4.000	0.000	0.000	0.000	6.20	-	-									0.000	0.000	0.000	0.001	-	-											0.040		
4.400	0.000	0.000	0.000	5.80	-	-									0.000	0.000	0.000	0.001	-	-											0.044		
4.800	0.000	0.000	0.000	5.40	-	-	0.000	0.000	0.000		5.41	-	-		0.000	0.000	0.000	0.001	-	-	0.000	0.000	0.000		0.001	-	-			0.048			
5.200	0.000	0.000	0.000	5.00	-	-	0.000	0.000	0.000		5.01	-	-		0.000	0.000	0.000	0.001	-	-	0.000	0.000	0.000		0.003	-	-			0.052			
5.600	0.000	0.000	0.000	4.60	-	-	0.000	0.000	0.000		4.61	-	-		0.000	0.000	0.000	0.002	-	-	0.000	0.000	0.000		0.001	-	-			0.056			
6.000	0.000	0.000	0.000	4.20	-	-	0.000	0.000	0.000		4.21	-	-		0.000	0.000	0.000	0.001	-	-	0.000	0.000	0.000		0.001	-	-			0.060			
6.400	0.000	0.000	0.000	3.80	-	-	0.000	0.000	0.000		3.81	-	-		0.000	0.000	0.000	0.001	-	10	0.000	0.000	0.000		0.001	-	-			0.064			
6.800	0.000	0.000	0.000	3.40	-	-	0.000	0.000	0.000		3.41	-	-		0.000	0.000	0.000	0.001	-	20	0.000	0.000	0.000		0.001	-	-			0.068			
7.200	0.000	0.000	0.000	3.00	-	-	0.000	0.000	0.000		3.02	-	-		0.000	0.000	0.000	0.001	-	30	0.000	0.000	0.000		0.001	-	-			0.072			
7.600	0.000	0.000	0.000	2.60	-	37	0.000	0.000	0.000		2.62	-	-		0.000	0.000	0.000	0.001	-	42	0.000	0.000	0.000		0.001	-	-			0.076			
8.000	0.000	0.000	0.000	2.20	-	11	0.000	0.000	0.000		2.22	-	-		0.000	0.000	0.000	0.001	-	78	0.000	0.000	0.000		0.005	-	-			0.080			
8.400	0.000	0.000	0.000	1.80	-	5	0.000	0.000	0.000		1.83	-	-		0.000	0.000	0.000	0.001	-	11	0.000	0.000	0.000		0.016	-	-			0.084			
8.800	0.000	0.000	0.000	1.41	-	15	0.000	0.000	0.000		1.46	-	-		0.000	0.000	0.000	0.001	-	20	0.000	0.000	0.000		0.045	-	-			0.088			
9.200	0.000	0.000	0.000	1.01	-	1	0.000	0.000	0.000		1.12	-	-		0.000	0.000	0.000	0.009	-	-	0.000	0.000	0.000		0.102	-	-			0.092			
9.600	0.000	0.000	0.000	0.651	-	-	0.000	0.000	0.000		0.818	-	-		0.000	0.000	0.000	0.046	-	10	0.000	0.000	0.000		0.199	-	-			0.096			
10.000	0.000	0.000	0.000	0.355	-	16	0.000	0.000	0.000		0.572	-	10		0.000	0.000	0.000	0.149	-	-	0.000	0.000	0.000		0.352	-	-			0.100			
11.000	0.000	0.000	0.000	0.031	-	1	0.000	0.000	0.000		0.184	-	16		0.000	0.000	0.000	0.826	-	-	0.000	0.000	0.000		0.964	-	-			0.110			
12.000	0.000	0.000	0.000	0.001	-	-	0.000	0.000	0.000		0.041	-	-		0.000	0.000	0.000	1.80	-	-	0.000	0.000	0.000		1.83	-	-			0.120			
13.000	0.000	0.000	0.000	0.008	-	-	0.000	0.000	0.000		0.007	-	-		0.000	0.000	0.000	2.80	-	-	0.000	0.000	0.000		2.80	-	-			0.130			
14.000	0.000	0.000	0.000	0.003	-	-	0.000	0.000	0.000		0.001	-	-		0.000	0.000	0.000	3.80	-	-	0.000	0.000	0.000		3.80	-	-			0.140			
15.000	0.000	0.000	0.000	0.001	-	-	0.000	0.000	0.000		0.001	-	-		0.000	0.000	0.000	4.80	-	-	0.000	0.000	0.000		4.80	-	-			0.150			
16.000	0.000	0.000	0.000	0.001	-	-	0.000	0.000	0.000		0.001	-	-		0.000	0.000	0.000	5.80	-	-	0.000	0.000	0.000		5.80	-	-			0.160			
17.000	0.000	0.000	0.000	0.001	-	-									0.000	0.000	0.000	6.80	-	-										0.170			
Totals:					0	86						0	26	0	0				0	221					0	15	0	0					
Number of Trades:					0							0		0					0.00						0		0						



OTE (CR)

(Contract Size: 100 Securities, Exercise Style: American, Physical Delivery)

Call Options																Put Options																
December 2020							January 2021							Other Months		December 2020						January 2021					Other Months		Exercise Price			
Open price	Price max	Price min	Last price	Closing price	Volume	Open Interest	Open price	Price max	Price min	Last price	Closing price	Volume	Open Interest	Volume	Open Interest	Open price	Price max	Price min	Last price	Closing price	Volume	Open Interest	Open price	Price max	Price min	Last price	Closing price	Volume		Open Interest	Volume	Open Interest
7.200	0.000	0.000	0.000	7.00	-	-										0.000	0.000	0.000	0.001	-	-											0.072
7.600	0.000	0.000	0.000	6.60	-	-										0.000	0.000	0.000	0.001	-	-											0.076
8.000	0.000	0.000	0.000	6.20	-	-										0.000	0.000	0.000	0.001	-	-											0.080
8.400	0.000	0.000	0.000	5.80	-	-	0.000	0.000	0.000		5.82	-	-			0.000	0.000	0.000	0.001	-	-	0.000	0.000	0.000	0.000	0.001	-	-			0.084	
8.800	0.000	0.000	0.000	5.40	-	-	0.000	0.000	0.000		5.42	-	-			0.000	0.000	0.000	0.001	-	-	0.000	0.000	0.000	0.000	0.001	-	-			0.088	
9.200	0.000	0.000	0.000	5.01	-	-	0.000	0.000	0.000		5.02	-	-			0.000	0.000	0.000	0.001	-	-	0.000	0.000	0.000	0.000	0.001	-	-			0.092	
9.600	0.000	0.000	0.000	4.61	-	-	0.000	0.000	0.000		4.62	-	-			0.000	0.000	0.000	0.001	-	-	0.000	0.000	0.000	0.000	0.001	-	-			0.096	
10.000	0.000	0.000	0.000	4.21	-	-	0.000	0.000	0.000		4.22	-	-			0.000	0.000	0.000	0.001	-	-	0.000	0.000	0.000	0.000	0.001	-	-			0.100	
11.000	0.000	0.000	0.000	3.21	-	-	0.000	0.000	0.000		3.23	-	-			0.000	0.000	0.000	0.001	-	-	0.000	0.000	0.000	0.000	0.002	-	-			0.110	
12.000	0.000	0.000	0.000	2.21	-	-	0.000	0.000	0.000		2.25	-	-			0.000	0.000	0.000	0.001	-	-	0.000	0.000	0.000	0.000	0.027	-	-			0.120	
13.000	0.000	0.000	0.000	1.23	-	46	0.000	0.000	0.000		1.37	-	-			0.000	0.000	0.000	0.021	-	-	0.000	0.000	0.000	0.000	0.143	-	-			0.130	
14.000	0.000	0.000	0.000	0.438	-	4	0.000	0.000	0.000		0.701	-	-			0.000	0.000	0.000	0.231	-	-	0.000	0.000	0.000	0.000	0.473	-	-			0.140	
15.000	0.000	0.000	0.000	0.079	-	45	0.000	0.000	0.000		0.289	-	-			0.000	0.000	0.000	0.872	-	-	0.000	0.000	0.000	0.000	1.06	-	-			0.150	
16.000	0.000	0.000	0.000	0.006	-	-	0.000	0.000	0.000		0.096	-	-			0.000	0.000	0.000	1.80	-	-	0.000	0.000	0.000	0.000	1.87	-	-			0.160	
17.000	0.000	0.000	0.000	0.001	-	-	0.000	0.000	0.000		0.026	-	-			0.000	0.000	0.000	2.80	-	-	0.000	0.000	0.000	0.000	2.81	-	-			0.170	
18.000	0.000	0.000	0.000	0.001	-	-	0.000	0.000	0.000		0.006	-	-			0.000	0.000	0.000	3.80	-	-	0.000	0.000	0.000	0.000	3.80	-	-			0.180	
19.000	0.000	0.000	0.000	0.001	-	-	0.000	0.000	0.000		0.001	-	-			0.000	0.000	0.000	4.80	-	-	0.000	0.000	0.000	0.000	4.80	-	-			0.190	
Totals:					0	95						0	0	0	0	0						0	0						0	5	0	0
Number of Trades:					0							0	0	0	0	0.00						0	0						0	0		

PIRAEUS BANK (CR)

(Contract Size: 100 Securities, Exercise Style: American, Physical Delivery)

Call Options														Put Options																		
December 2020							January 2021							Other Months		December 2020							January 2021							Other Months		Exercise Price
Open price	Price max	Price min	Last price	Closing price	Volume	Open Interest	Open price	Price max	Price min	Last price	Closing price	Volume	Open Interest	Volume	Open Interest	Open price	Price max	Price min	Last price	Closing price	Volume	Open Interest	Open price	Price max	Price min	Last price	Closing price	Volume	Open Interest	Volume	Open Interest	
0.350	0.000	0.000	0.000	0.930	-	-	0.000	0.000	0.000	0.931	-	-			0.000	0.000	0.000	0.001	-	-	0.000	0.000	0.000	0.001	-	-					0.004	
0.400	0.000	0.000	0.000	0.880	-	-	0.000	0.000	0.000	0.881	-	-			0.000	0.000	0.000	0.001	-	-	0.000	0.000	0.000	0.001	-	-					0.004	
0.450	0.000	0.000	0.000	0.830	-	-	0.000	0.000	0.000	0.831	-	-			0.000	0.000	0.000	0.001	-	-	0.000	0.000	0.000	0.001	-	-					0.005	
0.500	0.000	0.000	0.000	0.780	-	-	0.000	0.000	0.000	0.781	-	-			0.000	0.000	0.000	0.001	-	-	0.000	0.000	0.000	0.001	-	-					0.005	
0.550	0.000	0.000	0.000	0.730	-	-	0.000	0.000	0.000	0.731	-	-			0.000	0.000	0.000	0.002	-	-	0.000	0.000	0.000	0.001	-	-					0.006	
0.600	0.000	0.000	0.000	0.680	-	-	0.000	0.000	0.000	0.681	-	-			0.000	0.000	0.000	0.001	-	-	0.000	0.000	0.000	0.001	-	-					0.006	
0.650	0.000	0.000	0.000	0.630	-	-	0.000	0.000	0.000	0.632	-	-			0.000	0.000	0.000	0.003	-	-	0.000	0.000	0.000	0.001	-	-					0.007	
0.700	0.000	0.000	0.000	0.580	-	6	0.000	0.000	0.000	0.582	-	-			0.000	0.000	0.000	0.001	-	-	0.000	0.000	0.000	0.001	-	-					0.007	
0.750	0.000	0.000	0.000	0.530	-	-	0.000	0.000	0.000	0.533	-	-			0.000	0.000	0.000	0.001	-	-	0.000	0.000	0.000	0.001	-	-					0.008	
0.800	0.000	0.000	0.000	0.480	-	-	0.000	0.000	0.000	0.484	-	-			0.000	0.000	0.000	0.003	-	-	0.000	0.000	0.000	0.003	-	-					0.008	
0.850	0.000	0.000	0.000	0.431	-	-	0.000	0.000	0.000	0.437	-	-			0.000	0.000	0.000	0.001	-	-	0.000	0.000	0.000	0.005	-	-					0.009	
0.900	0.000	0.000	0.000	0.381	-	-	0.000	0.000	0.000	0.390	-	-			0.000	0.000	0.000	0.001	-	-	0.000	0.000	0.000	0.008	-	-					0.009	
0.950	0.000	0.000	0.000	0.331	-	-	0.000	0.000	0.000	0.346	-	-			0.000	0.000	0.000	0.001	-	-	0.000	0.000	0.000	0.014	-	-					0.010	
1.000	0.000	0.000	0.000	0.283	-	-	0.000	0.000	0.000	0.305	-	-			0.000	0.000	0.000	0.002	-	-	0.000	0.000	0.000	0.023	-	-					0.010	
1.100	0.000	0.000	0.000	0.192	-	-	0.000	0.000	0.000	0.229	-	-			0.000	0.000	0.000	0.012	-	-	0.000	0.000	0.000	0.047	-	-					0.011	
1.200	0.000	0.000	0.000	0.117	-	99	0.000	0.000	0.000	0.166	-	-			0.000	0.000	0.000	0.037	-	-	0.000	0.000	0.000	0.084	-	-					0.012	
1.300	0.000	0.000	0.000	0.063	-	-	0.000	0.000	0.000	0.118	-	30			0.000	0.000	0.000	0.082	-	-	0.000	0.000	0.000	0.135	-	-					0.013	
1.400	0.000	0.000	0.000	0.030	-	-	0.000	0.000	0.000	0.081	-	-			0.000	0.000	0.000	0.149	-	-	0.000	0.000	0.000	0.198	-	-					0.014	
1.500	0.000	0.000	0.000	0.012	-	-	0.000	0.000	0.000	0.054	-	-			0.000	0.000	0.000	0.232	-	-	0.000	0.000	0.000	0.271	-	-					0.015	
1.600	0.000	0.000	0.000	0.005	-	-	0.000	0.000	0.000	0.035	-	-			0.000	0.000	0.000	0.324	-	-	0.000	0.000	0.000	0.352	-	-					0.016	
1.700	0.000	0.000	0.000	0.002	-	-	0.000	0.000	0.000	0.022	-	-			0.000	0.000	0.000	0.421	-	-	0.000	0.000	0.000	0.440	-	-					0.017	
1.800	0.000	0.000	0.000	0.001	-	-	0.000	0.000	0.000	0.014	-	-			0.000	0.000	0.000	0.520	-	-	0.000	0.000	0.000	0.531	-	-					0.018	
1.900	0.000	0.000	0.000	0.002	-	-					-	-			0.000	0.000	0.000	0.620	-	-					-	-					0.019	
2.000	0.000	0.000	0.000	0.001	-	-					-	-			0.000	0.000	0.000	0.720	-	-					-	-					0.020	
2.200	0.000	0.000	0.000	0.001	-	-					-	-			0.000	0.000	0.000	0.920	-	-					-	-					0.022	
2.400	0.000	0.000	0.000	0.001	-	-					-	-			0.000	0.000	0.000	1.12	-	-					-	-					0.024	
2.600	0.000	0.000	0.000	0.001	-	-					-	-			0.000	0.000	0.000	1.32	-	-					-	-					0.026	
2.800	0.000	0.000	0.000	0.001	-	-					-	-			0.000	0.000	0.000	1.52	-	-					-	-					0.028	
3.000	0.000	0.000	0.000	0.004	-	-					-	-			0.000	0.000	0.000	1.72	-	-					-	-					0.030	
3.200	0.000	0.000	0.000	0.002	-	-					-	-			0.000	0.000	0.000	1.92	-	-					-	-					0.032	
3.400	0.000	0.000	0.000	0.001	-	-					-	-			0.000	0.000	0.000	2.12	-	-					-	-					0.034	
3.600	0.000	0.000	0.000	0.001	-	-					-	-			0.000	0.000	0.000	2.32	-	-					-	-					0.036	
3.800	0.000	0.000	0.000	0.001	-	-					-	-			0.000	0.000	0.000	2.52	-	-					-	-					0.038	
4.000	0.000	0.000	0.000	0.001	-	-					-	-			0.000	0.000	0.000	2.72	-	-					-	-					0.040	
4.400	0.000	0.000	0.000	0.001	-	-					-	-			0.000	0.000	0.000	3.12	-	-					-	-					0.044	
4.800	0.000	0.000	0.000	0.001	-	-					-	-			0.000	0.000	0.000	3.52	-	-					-	-					0.048	

PIRAEUS BANK (CR)

(Contract Size: 100 Securities, Exercise Style: American, Physical Delivery)

	Call Options														Put Options																							
	December 2020							January 2021							Other Months		December 2020							January 2021							Other Months							
Exercise Price	Open price	Price max	Price min	Last price	Closing price	Volume	Open Interest	Open price	Price max	Price min	Last price	Closing price	Volume	Open Interest	Volume	Open Interest	Open price	Price max	Price min	Last price	Closing price	Volume	Open Interest	Open price	Price max	Price min	Last price	Closing price	Volume	Open Interest	Volume	Open Interest	Exercise Price					
Totals:						0	105						0	30	0	0						0	0						0	0						0	0	
Number of Trades:							0						0			0							0.00						0							0		

PPC (CR)

(Contract Size: 100 Securities, Exercise Style: American, Physical Delivery)

Call Options														Put Options																		
December 2020							January 2021							Other Months		December 2020							January 2021							Other Months		Exercise Price
Open price	Price max	Price min	Last price	Closing price	Volume	Open Interest	Open price	Price max	Price min	Last price	Closing price	Volume	Open Interest	Volume	Open Interest	Open price	Price max	Price min	Last price	Closing price	Volume	Open Interest	Open price	Price max	Price min	Last price	Closing price	Volume	Open Interest	Volume	Open Interest	
1.000	0.000	0.000	0.000	6.00	-	-										0.000	0.000	0.000	0.001	-	-											0.010
1.100	0.000	0.000	0.000	5.90	-	-										0.000	0.000	0.000	0.001	-	-											0.011
1.200	0.000	0.000	0.000	5.80	-	-										0.000	0.000	0.000	0.003	-	-											0.012
1.300	0.000	0.000	0.000	5.70	-	-										0.000	0.000	0.000	0.001	-	-											0.013
1.400	0.000	0.000	0.000	5.60	-	-										0.000	0.000	0.000	0.001	-	-											0.014
1.500	0.000	0.000	0.000	5.50	-	-										0.000	0.000	0.000	0.001	-	-											0.015
1.600	0.000	0.000	0.000	5.40	-	-										0.000	0.000	0.000	0.002	-	-											0.016
1.700	0.000	0.000	0.000	5.30	-	-										0.000	0.000	0.000	0.001	-	-											0.017
1.800	0.000	0.000	0.000	5.20	-	-										0.000	0.000	0.000	0.001	-	-											0.018
1.900	0.000	0.000	0.000	5.10	-	-										0.000	0.000	0.000	0.001	-	-											0.019
2.000	0.000	0.000	0.000	5.00	-	-										0.000	0.000	0.000	0.002	-	-											0.020
2.200	0.000	0.000	0.000	4.80	-	-										0.000	0.000	0.000	0.001	-	-											0.022
2.400	0.000	0.000	0.000	4.60	-	-										0.000	0.000	0.000	0.001	-	-											0.024
2.600	0.000	0.000	0.000	4.40	-	-										0.000	0.000	0.000	0.001	-	-											0.026
2.800	0.000	0.000	0.000	4.20	-	-										0.000	0.000	0.000	0.001	-	-											0.028
3.000	0.000	0.000	0.000	4.00	-	-										0.000	0.000	0.000	0.001	-	-											0.030
3.200	0.000	0.000	0.000	3.80	-	-										0.000	0.000	0.000	0.001	-	-											0.032
3.400	0.000	0.000	0.000	3.60	-	-	0.000	0.000	0.000		3.61	-	-			0.000	0.000	0.000	0.001	-	-	0.000	0.000	0.000	0.001	-	-					0.034
3.600	0.000	0.000	0.000	3.40	-	-	0.000	0.000	0.000		3.41	-	-			0.000	0.000	0.000	0.001	-	-	0.000	0.000	0.000	0.001	-	-					0.036
3.800	0.000	0.000	0.000	3.20	-	-	0.000	0.000	0.000		3.21	-	-			0.000	0.000	0.000	0.001	-	-	0.000	0.000	0.000	0.002	-	-					0.038
4.000	0.000	0.000	0.000	3.00	-	-	0.000	0.000	0.000		3.01	-	-			0.000	0.000	0.000	0.002	-	-	0.000	0.000	0.000	0.001	-	-					0.040
4.400	0.000	0.000	0.000	2.60	-	-	0.000	0.000	0.000		2.61	-	-			0.000	0.000	0.000	0.001	-	4	0.000	0.000	0.000	0.001	-	-					0.044
4.800	0.000	0.000	0.000	2.20	-	10	0.000	0.000	0.000		2.21	-	-			0.000	0.000	0.000	0.001	-	1	0.000	0.000	0.000	0.001	-	-					0.048
5.200	0.000	0.000	0.000	1.80	-	3	0.000	0.000	0.000		1.82	-	-			0.000	0.000	0.000	0.001	-	-	0.000	0.000	0.000	0.004	-	-					0.052
5.600	0.000	0.000	0.000	1.40	-	35	0.000	0.000	0.000		1.43	-	-			0.000	0.000	0.000	0.001	-	-	0.000	0.000	0.000	0.018	-	-					0.056
6.000	0.000	0.000	0.000	1.01	-	50	0.000	0.000	0.000		1.07	-	3			0.000	0.000	0.000	0.003	-	-	0.000	0.000	0.000	0.056	-	-					0.060
6.400	0.000	0.000	0.000	0.631	-	24	0.000	0.000	0.000		0.753	-	15			0.000	0.000	0.000	0.028	-	-	0.000	0.000	0.000	0.140	-	-					0.064
6.800	0.000	0.000	0.000	0.324	-	200	0.000	0.000	0.000		0.496	-	63			0.000	0.000	0.000	0.121	-	10	0.000	0.000	0.000	0.282	-	-					0.068
7.200	0.000	0.000	0.000	0.129	-	161	0.000	0.000	0.000		0.305	-	10			0.000	0.000	0.000	0.325	-	-	0.000	0.000	0.000	0.491	-	-					0.072
7.600	0.000	0.000	0.000	0.038	-	42	0.000	0.000	0.000		0.173	-	13			0.000	0.000	0.000	0.634	-	-	0.000	0.000	0.000	0.760	-	-					0.076
8.000	0.000	0.000	0.000	0.008	-	-	0.000	0.000	0.000		0.094	-	-			0.000	0.000	0.000	1.01	-	-	0.000	0.000	0.000	1.08	-	-					0.080
8.400	0.000	0.000	0.000	0.001	-	-	0.000	0.000	0.000		0.047	-	-			0.000	0.000	0.000	1.40	-	-	0.000	0.000	0.000	1.44	-	-					0.084
8.800	0.000	0.000	0.000	0.001	-	-	0.000	0.000	0.000		0.022	-	-			0.000	0.000	0.000	1.80	-	-	0.000	0.000	0.000	1.81	-	-					0.088
9.200	0.000	0.000	0.000	0.001	-	-	0.000	0.000	0.000		0.009	-	-			0.000	0.000	0.000	2.20	-	-	0.000	0.000	0.000	2.20	-	-					0.092
Totals:					0	525						0	104	0	0						0	15						0	16	0	0	
Number of Trades:					0						0						0						0.00						0			

Lending Products	Underlying Title	Open Interest[5]	Multilateral Transactions[1]				Bilateral Transactions[2]		Stock Borrowing through OTC (volume)[3]
			Volume(Offered)	Average Weighted	Transactions volume	Average Weighted	Transactions Volume	Average Weighted	Transactions Volume
ADMIEBOR	ADMIE (IPTO) HOLDING S.A. (CR)	1,476	---	---	---	---	---	227,050	
AEGNBOR	AEGEAN AIRLINES (CR)	729	---	---	---	---	---	104,364	
ALPHABOR	ALPHA BANK (CR)	201,627	---	---	---	129,000	10.00%	43,041,165	
ALMYBOR	ALUMIL (CR)	---	---	---	---	---	---	---	
TATTBOR	ATTICA BANK S.A. (CR)	14,300	---	---	---	---	---	370	
EEEBOR	CC HBC AG (CR)	1,047	---	---	---	---	---	70,546	
CENERBOR	CENERGY HOLDINGS (CB)	---	---	---	---	---	---	---	
ELLAKTORBOR	ELLAKTOR (CR)	---	---	---	---	---	---	239,703	
EUROBBOR	EUROBANK HOLDINGS (CR)	115,487	---	---	---	135,000	10.00%	59,891,314	
EYDAPBOR	EYDAP S.A. (CR)	1,240	---	---	---	---	---	262,021	
FFGRPBOR	FOLLI FOLLIE (CR)	---	---	---	---	---	---	1,067,847	
FOYRKBOR	FOURLIS (CR)	2,900	---	---	---	---	---	32,408	
GEKTERNABOR	GEK TERNA (CR)	---	---	---	---	---	---	26,852	
SARBOR	GR. SARANTIS S.A. (CR)	---	---	---	---	---	---	23,390	
EXAEBOR	HELLENIC EXCHANGES-A.S.E. (CR)	1,000	---	---	---	---	---	305,431	
ELPEBOR	HELLENIC PETROLEUM (CR)	---	---	---	---	---	---	167,792	
INTRKBOR	INTRACOM HOLDINGS (CR)	---	---	---	---	---	---	---	
BELABOR	JUMBO SA (CR)	16,100	---	---	---	---	---	206,338	
LAMDABOR	LAMDA DEVELOPMENT SA (CR)	---	---	---	---	---	---	10,000	
MIGBOR	MARFIN INVESTMENT GROUP (CR)	---	---	---	---	---	---	794,474	
MOHBOR	MOTOR OIL (CR)	7,985	---	---	---	---	---	402,736	
MYTILBOR	MYTILINEOS (CR)	64,300	---	---	10,000	2.65%	---	41,313	
ETEBOR	NATIONAL BANK (CR)	77,366	---	---	7,000	4.83%	114,000	10.00%	10,842,819
OPAPBOR	OPAP (CR)	5,332	---	---	1,600	2.69%	---	1,343,950	
HTOBOR	OTE (CR)	4,700	---	---	---	---	---	717,738	
PPABOR	P.P.A. S.A. (CR)	335	---	---	---	---	---	20,401	
TPEIRBOR	PIRAEUS BANK (CR)	45,734	---	---	---	---	108,830	10.00%	16,641,418
PLAISBOR	PLAISIO COMPUTERS SA (CR)	---	---	---	---	---	---	4,000	
PPCBOR	PPC (CR)	4,560	---	---	---	---	---	5,060,972	
QUALBOR	QUALITY & RELIABILITY SA (CR)	---	---	---	---	---	---	---	
TENERGYBOR	TERNA ENERGY (CR)	27,268	---	---	---	---	---	99,624	

## Stock Lending Notes

[1] - Multilateral contracts Lending or Borrowing as per Methods 8-1, 8-2 and 8-3-3 (According to ATHEX BoD Resolution No.17)

[2] - Bilateral Contracts Lending or Borrowing as per Methods 8-3-1 and 8-3-2 (According to ATHEX BoD Resolution No.20 )

[3] - The information concerning OTC Stock Borrowing Transactions is based on the statements of the Dematerialised Securities System (DSS) operators involved and refers to volumes that have been registered up until the previous working day.

[4] - Average Price (Volume weighted)

[5] - The Data concerning Open Interest before the start of trading session

Lending Products	Underlying Title	Open Interest[5]	Multilateral Transactions[1]				Bilateral Transactions[2]		Stock Borrowing through OTC (volume)[3]	
			Volume(Offered)	Average Weighted	Transactions volume	Average Weighted	Transactions Volume	Average Weighted	Transactions Volume	
TITCBOR	TITAN CEMENT (CB)	---	---	---	---	---	---	---	275,718	
VIOBOR	VIOHALCO SA/NV (CB)	841	---	---	---	---	---	---	---	

## Stock Lending Notes

[1] - Multilateral contracts Lending or Borrowing as per Methods 8-1, 8-2 and 8-3-3 (According to ATHEX BoD Resolution No.17)

[2] - Bilateral Contracts Lending or Borrowing as per Methods 8-3-1 and 8-3-2 (According to ATHEX BoD Resolution No.20 )

[3] - The information concerning OTC Stock Borrowing Transactions is based on the statements of the Dematerialised Securities System (DSS) operators involved and refers to volumes that have been registered up until the previous working day.

[4] - Average Price (Volume weighted)

[5] - The Data concerning Open Interest before the start of trading session

## Sectors codification for listed companies

12003 -	ETF	10101010	Computer Services
10101015	Software	10102030	Computer Hardware
15101010	Telecommunications Equipment	15102015	Telecommunications Services
20101010	Health Care Facilities	20101025	Health Care Services
20102010	Medical Equipment	20103015	Pharmaceuticals
30101010	Banks	30202000	Diversified Financial Services
30202010	Asset Managers & Custodians	30202015	Investment Services
30302010	Full Line Insurance	30302015	Insurance Brokers
35101010	Real Estate Holding and Development	35101015	Real Estate Services
35102000	Diversified REITs	35102030	Office REITs
40201040	Rental & Leasing Services: Consumer	40202010	Home Construction
40202015	Household Furnishings	40202020	Household Appliance
40203040	Electronic Entertainment	40203045	Toys
40204020	Clothing & Accessories	40301010	Entertainment
40301030	Publishing	40301035	Radio & TV Broadcasters
40401010	Diversified Retailers	40401020	Apparel Retailers
40401025	Home Improvement Retailers	40401030	Specialty Retailers
40501010	Airlines	40501015	Travel & Tourism
40501020	Casinos & Gambling	40501025	Hotels & Motels
45101015	Distillers & Vintners	45101020	Soft Drinks
45102010	Farming Fishing Ranching & Plantations	45102020	Food Products
45103010	Tobacco	45201010	Food Retailers & Wholesalers
45201020	Personal Products	50101010	Construction
50101030	Cement	50101035	Building Materials: Other
50202010	Electrical Components	50203000	Diversified Industrials
50203015	Plastics	50203030	Containers & Packaging
50204000	Machinery: Industrial	50204020	Machinery: Construction & Handling
50205010	Industrial Suppliers	50205020	Back Office Support HR & Consulting
50205030	Forms & Bulk Printing Services	50206015	Commercial Vehicles & Parts
50206030	Marine Transportation	50206060	Transportation Services
55101000	Diversified Materials	55101020	Textile Products
55102000	General Mining	55102010	Iron & Steel
55102015	Metal Fabricating	55102035	Aluminum
60101000	Integrated Oil & Gas	60101020	Oil Refining and Marketing
65101010	Alternative Electricity	65101015	Conventional Electricity
65102030	Water		



**ATHEX**  
Athens Stock Exchange

Λεωφ. Αθηνών 110 104 42 Αθήνα  
110, Athinon Ave. GR 104 42 Athens  
tel. (+30)210-33.66.800, fax (+30)210-33.66.101  
[www.athexgroup.gr](http://www.athexgroup.gr)