


20

**Ημερήσιο Δελτίο
Συναλλακτικής Δραστηριότητας**

Daily Official List
of Trading Activity

Friday, 6 November, 2020
Year: 141 Trading Day No: 212



ATHEXGROUP
Athens Exchange Group

Disclaimer:

Hellenic Exchanges-Athens Stock Exchange S.A endeavours to ensure that the data and other material ("Information") presented on the Daily Official List are accurate and complete, but it is not liable for any errors or omissions of data or /and for the accuracy, credibility, updating and completeness of the aforesaid information nor it has any liability arising directly or indirectly from the use of the above Information.

The Company is not liable for the accuracy of the data included in listed companies' announcements. Only the sender of such an announcement is fully and solely liable for any infringement of third party's rights from the content of such announcement. All contents of the Daily Official List are provided only for information purposes and do not constitute investment advice or solicitation to invest in securities or other products listed for trading on the Exchange.

You acknowledge and agree that the Company is the owner of any property rights related to any Information appearing on the Daily Official List including intellectual property rights copyright, trademarks, etc.

The above data are a property of the Hellenic Exchanges-Athens Exchange and are copyright protected. Users are forbidden to reproduce, modify, copy, sale, transmit or redistribute, by all reproduction means and methods, part or the whole of the above data, without reference to their source.

The commercial exploitation of these data is, also, forbidden by third parties. Hellenic Exchanges-Athens Exchange does not carry any responsibility, direct or indirect, derived from usage or accidental alteration of the above data when used by third parties.

Hellenic Exchanges – Athens Stock Exchange S.A.

110 Athinon Ave., 10442 Athens, Tel: (210) 33.66.800, Fax: (210) 32.13.938

www.athexgroup.gr

Thessalonica Stock Exchange Center (T.S.E.C)

16-18 Katouni Str., Thessalonica 546 25 Tel: (2310) 567.667, Fax: (2310) 530.545

Athex Members Guarantee Fund

14-16 Fidiou Str., Athens 106 78, Tel: (210) 33.04.682, Fax: (210) 33.04.155

Hellenic Republic Capital Market Commission

1 Kolokotroni Str. & 1 Stadiou Str., Athens 10562 Tel: (210) 33.77.100 Fax: (210) 33.77.173

Table of Contents

Section 1: Statistical Figures of Securities, Derivatives and Lending

Summary of Markets

Athex Indices

Analytic Figures for Athex Market's Boards and Categories

Trading Details by Athex Sectors and Financial Instruments (ETFs)

Top 10 best & worst performing Shares

Derivatives Summary

Section 2: Analytic Figures of Shares Transactions

Analytic Figures of Shares Transactions

Shares' Notes

Section 3: Figures of Securities Transactions

Securities Blocks Details

Shares Rights Details

Stock Borrowing

Securities Forced Sales

Forced Sales Registered Shares

Exchange Traded Funds (ETFs) Characteristics

Section 5: Bonds traded in Fixed Income Assets Market

Convertible Corporate Bonds - Regulated Market

Non Convertible Corporate Bonds - Regulated Market

Government Bonds

Treasury Bills & Zero Coupon Government Bonds

Government Bonds Traded with the Open Outcry Method

State Banks Bonds

Section 6: Additional Infos

Athex & ATHEXClear Members List

List of Stocks under Market Making operations

Section 7: Derivatives Market Analytic Figures

Index Futures

Stock Futures

Index Options

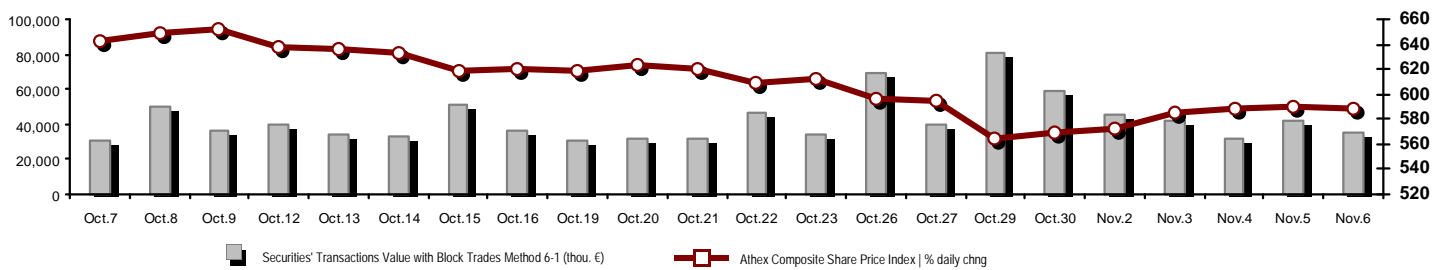
Stock Options

Stock Lending Analytic Figures

Appendix A: Sectors codification for listed companies

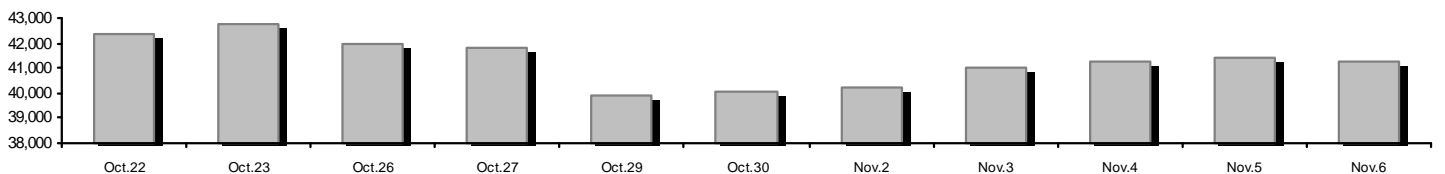
Summary of Markets

Athex Composite Share Price Index vs Shares and Derivatives Transactions Value

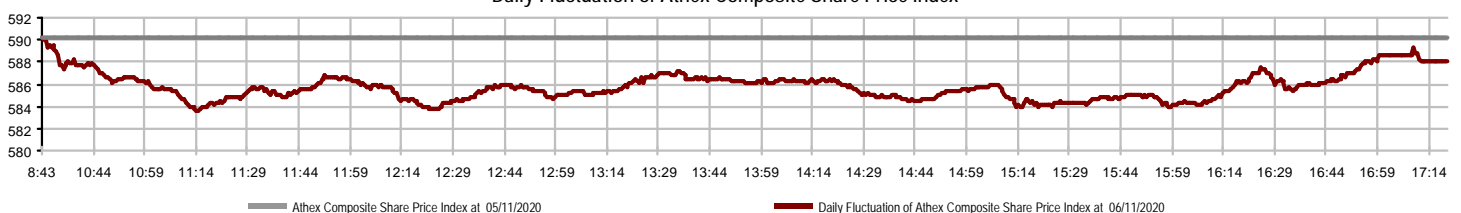


Athex Capitalisation (mill. €)**:	41,271.00	Derivatives Total Open Interest	268,987
Daily change: mill. € %	-162.62 -0.39%	in Index Futures % daily chng	4,012 0.00%
Yearly Avg Capitalisation: mill. € % chng prev year Avg	46,896.03 -14.40%	in Stock Futures % daily chng	261,682 0.00%
Athex Composite Share Price Index % daily chng	588.10 -0.35%	in Index Options % daily chng	1,547 0.00%
Athex Composite Share Price Index Capitalisation (mill. €)	36,086.03	in Stock Options % daily chng	1,746 0.00%
Daily change (mill. €)	-184.52		
Securities' Transactions Value with Block Trades Method 6-1 (t)	35,120.89	Derivatives Contracts Volume:	16,679
Daily change: %	-6,528.46 -15.67%	Daily change: pieces %	-13,438 -44.62%
YTD Avg Trans. Value: thou. € % chng prev year Avg	59,950.87 -8.90%	YTD Avg Derivatives Contracts % chng prev year Avg	35,625 -14.96%
Blocks Transactions Value of Method 6-1 (thou. €)	0.00	Derivatives Trades Number:	1,514
Blocks Transactions Value of Method 6-2 & 6-3 (thou. €)	104.35	Daily change: number %	-882 -36.81%
Bonds Transactions Value (thou.€)	190.12	YTD Avg Trades number % chng prev year Avg	2,477 -13.07%
Securities' Transactions Volume with Block Trades Method 6-1 (tho)	16,538.30	Lending Total Open Interest	547,790
Daily change: thou. pieces %	-6,855.50 -29.30%	Daily change: pieces %	0 0.00%
YTD Avg Volume: % chng prev year Avg	39,220.90 23.54%	Lending Volume (Multilateral/Bilateral)	32,160
Blocks Transactions Volume of Method 6-1 (thou. Pieces)	0.00	Daily change: pieces %	-129,945
Blocks Transactions Volume of Method 6-2 & 6-3 (thou. Pieces)	182.50	Multilateral Lending	21,160
Bonds Transactions Volume	192,000	Bilateral Lending	11,000
Securities' Trades Number with Block Trades Method 6-1	23,382	Lending Trades Number:	9
Daily change: number %	-4,283 -15.48%	Daily change: %	-31
YTD Avg Trades number % chng prev year Avg	31,084 14.50%	Multilateral Lending Trades Number	8
Number of Blocks Method 6-1	0	Bilateral Lending Trades Number	1
Number of Blocks Method 6-2 & 6-3	2		
Number of Bonds Transactions	30		

Athex Capitalisation (mill. €)**



Daily Fluctuation of Athex Composite Share Price Index



Athex Indices

Index name	06/11/2020	05/11/2020	pts.	%	Min	Max	Year min	Year max	Year change
Athex Composite Share Price Index	588.10 €	590.16	-2.06	-0.35%	583.55	590.16	469.55	949.20	-35.84% €
FTSE/Athex Large Cap	1,381.22 €	1,387.50	-6.28	-0.45%	1,366.43	1,387.50	1,135.79	2,371.26	-39.90% €
FTSE/Athex Mid Cap Index	882.21 #	879.99	2.22	0.25%	874.53	886.51	659.09	1,298.86	-26.19% €
FTSE/ATHEX-CSE Banking Index	184.49 €	187.13	-2.64	-1.41%	182.10	187.13	167.93	673.55	-72.46% €
FTSE/ATHEX High Dividend Yield Index	2,198.86 #	2,195.19	3.67	0.17%	2,174.93	2,198.86	1,730.40	3,015.23	-25.25% €
FTSE/ATHEX Global Traders Index Plus	1,707.33 #	1,693.61	13.72	0.81%	1,677.91	1,707.33	1,269.53	2,435.50	-26.37% €
FTSE/ATHEX Mid & Small Cap Factor-Weighted Ind	2,530.76 #	2,517.04	13.72	0.55%	2,508.68	2,535.23	2,028.59	3,205.70	-14.95% €
ATHEX Select Index Plus	2,443.05 €	2,443.48	-0.43	-0.02%	2,418.06	2,444.93	1,698.34	3,182.42	-18.50% €
ATHEX Select Index	2,365.78 #	2,347.44	18.34	0.78%	2,340.03	2,365.78	1,734.15	3,581.16	-27.72% €
FTSE/Athex Market Index	349.45 €	351.49	-2.04	-0.58%	346.47	351.49	282.92	587.56	-38.57% €
FTSE Med Index	3,892.25 €	3,901.43	-9.18	-0.24%			3,062.99	5,342.28	-21.83% €
Athex Composite Index Total Return Index	987.30 €	990.75	-3.45	-0.35%	979.65	990.75	770.25	1,557.05	-33.98% €
FTSE/Athex Large Cap Total Return	2,114.84 €	2,124.45	-9.61	-0.45%			1,760.89	3,542.27	-38.04% €
FTSE/Athex Mid Cap Total Return	1,102.05 #	1,099.28	2.77	0.25%			818.92	1,582.98	-24.36% €
FTSE/ATHEX-CSE Banking Total Return Index	161.60 €	163.91	-2.31	-1.41%			155.77	588.56	-72.46% €
Hellenic Mid & Small Cap Index	956.55 #	955.86	0.69	0.07%	948.56	957.18	701.19	1,312.90	-23.69% €
FTSE/Athex Banks	243.75 €	247.24	-3.49	-1.41%	240.60	247.24	221.87	889.92	-72.46% €
FTSE/Athex Insurance	1,562.61 €	1,578.56	-15.95	-1.01%	1,550.65	1,602.48	1,076.29	2,088.80	-22.83% €
FTSE/Athex Financial Services	516.46 €	518.06	-1.60	-0.31%	505.79	518.46	480.39	1,123.81	-48.19% €
FTSE/Athex Industrial Goods & Services	2,431.66 #	2,404.64	27.02	1.12%	2,377.67	2,436.00	1,302.84	2,712.84	-5.07% €
FTSE/Athex Retail	40.13 #	39.89	0.24	0.60%	39.69	40.70	38.18	75.77	-42.38% €
FTSE/ATHEX Real Estate	3,506.39 €	3,507.72	-1.33	-0.04%	3,464.38	3,507.72	2,945.19	5,826.74	-35.84% €
FTSE/Athex Consumer Goods & Services	7,084.47 #	7,027.52	56.95	0.81%	6,805.75	7,084.47	5,596.91	10,280.00	-27.78% €
FTSE/Athex Food & Beverage	7,477.51 €	7,641.67	-164.16	-2.15%	7,471.95	7,641.67	5,768.28	13,004.12	-33.62% €
FTSE/Athex Basic Resources	4,634.03 #	4,542.26	91.77	2.02%	4,464.85	4,636.66	2,713.19	7,435.44	-28.24% €
FTSE/Athex Construction & Materials	2,123.86 €	2,126.43	-2.57	-0.12%	2,106.93	2,127.60	1,403.78	3,344.96	-31.11% €
FTSE/Athex Energy	2,098.23 €	2,098.93	-0.70	-0.03%	2,087.38	2,114.51	2,039.22	5,154.35	-58.44% €
FTSE/Athex Travel & Leisure	1,138.89 €	1,163.88	-24.99	-2.15%	1,101.28	1,163.88	904.20	2,084.49	-41.28% €
FTSE/Athex Technology	789.69 €	795.45	-5.76	-0.72%	789.69	804.30	537.98	1,029.21	-12.30% €
FTSE/Athex Telecommunications	3,423.90 #	3,388.22	35.68	1.05%	3,388.22	3,461.97	2,480.07	3,960.95	-12.77% €
FTSE/Athex Utilities	3,678.54 €	3,688.18	-9.64	-0.26%	3,643.81	3,695.57	1,865.80	3,913.11	15.48% #
FTSE/Athex Health Care	429.20 ~	429.20	0.00	0.00%	429.20	429.20	395.48	508.96	-14.98% €
Athex All Share Index	144.88 €	145.46	-0.58	-0.40%	144.88	144.88	122.81	223.49	-32.82% €
Hellenic Corporate Bond Index	118.59 €	118.69	-0.09	-0.08%			106.56	121.22	-1.39% €
Hellenic Corporate Bond Price Index	91.63 €	91.71	-0.08	-0.09%			84.04	96.15	-4.26% €

Note 1: FTSE/Med 100, Hellenic Corporate Bond Price Index and Hellenic Corporate Bond Index closing prices refer to the previous trading day of 04/11/2020.

Note 2: The Hellenic Mid & Small Cap Index is a Customized index calculated by the Athens Exchange.

Analytic Figures for Athex Market's Boards and Categories

	Total Traded Securities	Main Market	Surveillance	Exchange Traded Funds (ETFs)
Totals	108	99	8	1
Gain / Lose / Same:	46 / 39 / 23	44 / 36 / 19	2 / 2 / 4	0 / 1 / 0
Athex Capitalisation (mill. €) **	41,271.00	41,014.50	256.51	
Daily Average Trans/ons Value(thou.€)	59,950.87	59,912.51	71.09	42.39
Transactions Value	35,225.24	35,179.99	45.02	0.22
Main Board:	35,120.89	35,075.64	45.02	0.22
Blocks Board 6_2_3:	104.35	104.35	0.00	0.00
Forced Sales Board:	0.00	0.00	0.00	0.00
Special Terms Board:	0.00	0.00	0.00	0.00
Daily Average Transactions Volume	39,220,903	38,732,377	511,704	2,330
Transactions Volume	16,720,801	16,244,591	476,194	16
Main Board:	16,538,301	16,062,091	476,194	16
Blocks Board 6_2_3:	182,500	182,500	0	0
Forced Sales Board:	0	0	0	0
Special Terms Board:	0	0	0	0
Daily Average Number of Trades	31,084	30,949	134	3
Number of Trades	23,384	23,251	131	2
Main Board:	23,382	23,249	131	2
Blocks Board 6_2_3:	2	2	0	0
Forced Sales Board:	0	0	0	0
Special Terms Board:	0	0	0	0

Trading Details by Athex Sectors and Financial Instruments (ETFs)

Code	Sectors	Gain / Lose / Same	Number of Trades	Transactions Volume	Transactions Value	% of Total Trans. Value
3010	- Banks	3 / 3 / 0	6,195	10,704,152	5,199,205.14	14.76%
5510	- Basic Resources	7 / 2 / 4	467	204,417	443,365.09	1.26%
5010	- Construction & Materials	6 / 4 / 0	926	254,280	726,323.43	2.06%
4020	- Consumer Products & Services	5 / 1 / 2	1,689	258,913	2,696,952.44	7.66%
6010	- Energy	1 / 1 / 0	3,171	485,754	3,554,922.65	10.09%
12000	- Financial Instruments	0 / 1 / 0	2	16	222.26	0.00%
3020	- Financial Services	0 / 1 / 2	355	1,181,979	235,109.29	0.67%
4510	- Food Beverage & Tobacco	1 / 3 / 3	197	37,361	701,712.44	1.99%
2010	- Health Care	0 / 1 / 1	12	12,453	4,857.50	0.01%
5020	- Industrial Goods & Service	8 / 5 / 4	1,770	736,703	3,212,092.79	9.12%
3030	- Insurance	0 / 1 / 0	47	10,965	42,948.93	0.12%
4030	- Media	1 / 0 / 1	10	1,290	261.98	0.00%
4520	- Personal Care, Drug & Grocery Stores	1 / 2 / 0	129	17,873	110,971.15	0.32%
3510	- Real Estate	3 / 2 / 2	439	84,324	383,009.19	1.09%
4040	- Retail	2 / 1 / 0	200	41,724	133,472.89	0.38%
1010	- Technology	3 / 4 / 2	201	61,133	108,616.21	0.31%
1510	- Telecommunications	2 / 0 / 1	2,139	640,342	6,890,811.27	19.56%
4050	- Travel & Leisure	2 / 3 / 1	3,135	1,226,092	7,217,121.55	20.49%
6510	- Utilities	1 / 4 / 0	2,300	761,030	3,563,259.42	10.12%

Top 10 best & worst performing Shares

Main Market

With positive Price change	Closing price	change	With negative Price change	Closing price	change
THRACE PLASTICS SA (CR)	2.77	6.74% #	PLAISIO COMPUTERS SA (CR)	3.01	-4.44% €
PAPOUTSANIS (CR)	2.4	4.35% #	NATIONAL BANK (CR)	0.92	-4.17% €
AUTOHELLAS SA (CR)	3.93	2.88% #	MARFIN INVESTMENT GROUP (CR)	0.0254	-3.05% €
KARELIA (CR)	258	2.38% #	GR. SARANTIS S.A. (CR)	8.73	-2.89% €
ADMIE (IPTO) HOLDING S.A. (CR)	2.2	2.33% #	ALPHA BANK (CR)	0.4164	-2.71% €
VIOHALCO SA/NV (CB)	2.88	2.31% #	OPAP (CR)	7.3	-2.28% €
PETROPOULOS PETROS (CR)	4.82	2.12% #	CC HBC AG (CR)	19.915	-2.19% €
KEKROPS SA (CR)	2.24	1.82% #	EYDAP S.A. (CR)	6.68	-1.18% €
MYTILINEOS (CR)	9.77	1.35% #	TERNA ENERGY (CR)	11.38	-1.04% €
IKTINOS HELLAS SA (CR)	0.481	1.26% #	EUROPEAN RELIANCE INSUR. (CR)	3.92	-1.01% €
With the highest Transactions Value	Value (thou. €)	change	With the highest Transactions Volume	Volume	change
OPAP (CR)	7,129.05	-2.28% €	ALPHA BANK (CR)	4,057,850	-2.71% €
OTE (CR)	6,841.37	1.06% #	EUROBANK HOLDINGS (CR)	3,760,113	1.01% #
MOTOR OIL (CR)	3,198.89	-0.19% €	NATIONAL BANK (CR)	1,569,325	-4.17% €
MYTILINEOS (CR)	2,610.71	1.35% #	PIRAEUS BANK (CR)	1,233,743	0.40% #
JUMBO SA (CR)	2,530.24	0.68% #	MARFIN INVESTMENT GROUP (CR)	1,099,774	-3.05% €
PPC (CR)	2,291.97	-0.20% €	OPAP (CR)	985,133	-2.28% €
ALPHA BANK (CR)	1,697.93	-2.71% €	OTE (CR)	550,671	1.06% #
NATIONAL BANK (CR)	1,460.44	-4.17% €	PPC (CR)	455,576	-0.20% €
EUROBANK HOLDINGS (CR)	1,134.41	1.01% #	MOTOR OIL (CR)	399,371	-0.19% €
PIRAEUS BANK (CR)	869.26	0.40% #	MYTILINEOS (CR)	269,217	1.35% #

Note: Stocks that are not included in the "Low Dispersion" and "Under Supervision" categories, and the transactions value is more than 10,000 €.

Derivatives Summary

	Number of Trades	Volume	Open Interest
Index Futures	261	976	4,012
FTSE/Athex Large Cap	261	976	4,012
Stock Futures	1,225	15,412	261,682
ADMIE (IPTO) HOLDING S.A. (CR)	20	42	3,616
ALPHA BANK (CR)	166	4,309	68,708
ATTICA BANK S.A. (CR)	0	0	362
CC HBC AG (CR)	6	19	187
CENERGY HOLDINGS (CB)	25	103	6,170
ELLAKTOR (CR)	29	187	6,868
EUROBANK HOLDINGS (CR)	70	1,627	42,399
EYDAP S.A. (CR)	2	2	65
FOURLIS (CR)	6	13	426
GEK TERNA (CR)	10	14	2,947
HELLENIC EXCHANGES-A.S.E. (CR)	3	7	1,779
HELLENIC PETROLEUM (CR)	21	155	1,841
INTRACOM HOLDINGS (CR)	0	0	853
JUMBO SA (CR)	53	137	790
LAMDA DEVELOPMENT SA (CR)	14	56	1,635
MARFIN INVESTMENT GROUP (CR)	5	58	47,716
MOTOR OIL (CR)	32	96	1,091
MYTILINEOS (CR)	98	434	4,244
NATIONAL BANK (CR)	183	3,396	33,798
OPAP (CR)	133	819	2,323
OTE (CR)	83	564	2,490
P.P.A. S.A. (CR)	1	1	146
PIRAEUS BANK (CR)	142	2,672	16,907
PPC (CR)	88	544	7,585
TERNA ENERGY (CR)	0	0	865
TITAN CEMENT (CB)	6	65	945
VIOHALCO SA/NV (CB)	29	92	4,926
Index Options	20	233	1,547
FTSE/Athex Large Cap	20	233	1,547
Stock Options	8	58	1,746
ALPHA BANK (CR)	0	0	30
NATIONAL BANK (CR)	0	0	675
OPAP (CR)	5	51	175
OTE (CR)	1	1	134
PIRAEUS BANK (CR)	2	6	343
PPC (CR)	0	0	389
Total Derivatives Traded	1,514	16,679	268,987

Number of Outstanding Securities	Nominal Value	Dividends [1]			Date of Last Coupon		Note	Shares	Closing price	% change	Previous closing price/date	Open price	Price min	Price max	Last price	Avg price	Last Bid [7]	Last Ask [7]	P/E after tax	Year	Volume	Trades	Transactions Value[8]	Company Mkt Value (thou. €)	Year low	Year high	Sector[4]		
2017	2018	2019	Dividend [2]	Right																									
1,543,699,381	0.300	---	---	---	07/04/2008	18/04/2017	---	ALPHA BANK (CR)	0.4164	-2.71	€	0.428	05/11/2020	0.427	0.413	0.427	0.4164	0.41868010@0.416	1000@0.418	---	---	4,057,850	2,196	1,697,926.03	642,796.42	0.4032	1.928	30101010	
190,162,681	---	---	---	---	---	07/12/2016	---	CENERGY HOLDINGS (CB)	1.54	-0.65	€	1.55	05/11/2020	1.548	1.5	1.548	1.54	1.527	4000@1.53	750@1.54	---	---	168,006	251	256,514.10	292,850.53	0.585	1.6	50202010
370,251,684	6.70	0.54	2.57	0.62	02/07/2020	29/04/2013	---	CC HBC AG (CR)	19.915	-2.19	€	20.36	05/11/2020	20.27	19.9	20.27	19.915	19.972	96@19.92	95@20.11	---	---	32,597	166	651,026.29	7,373,562.29	15.385	34.88	45101020
3,709,161,852	0.220	---	---	---	02/05/2008	20/05/2019	---	EUROBANK HOLDINGS (CR)	0.3091	1.01	P	0.306	05/11/2020	0.306	0.2981	0.3091	0.3091	0.302	400@0.302	5004@0.309	---	---	3,760,113	1,430	1,134,405.04	1,146,501.93	0.275	0.924	30101010
52,004,961	0.810	---	---	---	21/06/2010	23/07/2019	---	FOURLIS (CR)	3.215	1.10	P	3.18	05/11/2020	3.18	3.165	3.265	3.215	3.231	3781@3.21	179@3.25	---	---	37,716	159	121,859.82	167,195.95	2.745	5.98	40401010
136,059,759	0.880	0.36	0.39	0.062	30/06/2020	05/03/2014	---	JUMBO SA (CR)	13.27	0.68	P	13.18	05/11/2020	12.94	12.71	13.27	13.27	12.925	5@13.20	50@13.28	---	---	195,768	1,476	2,530,243.40	1,805,513.00	9.94	19.48	40203045
176,736,715	0.300	---	---	---	30/05/2007	27/11/2019	---	LAMDA DEVELOPMENT SA (CR)	5.05	---	---	5.05	05/11/2020	4.99	4.98	5.05	5.05	5.027	500@5.01	1050@5.06	---	---	70,808	340	355,945.44	892,520.41	4.26	8.85	35101010
939,510,748	0.300	---	---	---	26/04/2007	29/08/2014	---	MARFIN INVESTMENT GROUP (CR)	0.0254	-3.05	€	0.0262	05/11/2020	0.0264	0.0254	0.0264	0.0254	0.02627011@0.025	10000@0.026	---	---	1,099,774	128	28,189.06	23,863.57	0.0213	0.1296	30202000	
16,838,928	0.500	---	---	---	21/05/2008	19/06/2020	---	PASAL DEVELOPMENT S.A. (CR)	1.09	9.00	P	1	05/11/2020	1.09	1.09	1.09	1.09	1.09	1050@1.02	587@1.04	---	---	14	2	15.26	18,354.43	0.4849	1.1713	35101010
82,447,868	---	---	---	---	---	23/07/2019	---	TITAN CEMENT (CB)	10.96	-0.36	€	11	05/11/2020	10.98	10.88	11.02	10.96	10.95	359@10.92	100@11.04	---	---	22,692	225	248,471.38	903,628.63	8.55	19.54	50101030
259,189,761	---	---	---	0.01	07/09/2020	26/02/2016	---	VIOHALCO S.A. (CB)	2.88	2.31	P	2.815	05/11/2020	2.76	2.76	2.88	2.88	2.825	344@2.81	2200@2.90	---	---	122,936	282	347,336.40	746,466.51	1.47	3.99	55102015
232,000,000	2.12	---	0.0601	0.0889	24/08/2020	19/06/2017	---	ADMIE (IPTO) HOLDING S.A. (CR)	2.2	2.33	P	2.15	05/11/2020	2.13	2.13	2.21	2.2	2.17	1558@2.21	2750@2.22	9.50	2019	194,249	402	421,503.95	510,400.00	1.57	2.775	65101015
71,417,100	0.650	0.55	0.6	---	03/06/2019	27/06/2014	---	AEGEAN AIRLINES (CR)	2.66	0.38	P	2.65	05/11/2020	2.65	2.59	2.68	2.66	2.64	39@2.65	126@2.67	---	---	23,197	124	61,234.61	189,969.49	2.495	9.08	40501010
103,423,291	0.570	---	---	---	01/08/2011	19/04/2016	---	GEK TERNA (CR)	5.81	-0.68	€	5.85	05/11/2020	5.81	5.75	5.87	5.81	5.806	348@5.80	381@5.81	---	---	50,300	325	292,037.80	600,889.32	3.705	8.93	50101010
232,000,000	2.48	---	---	---	20/07/2015	12/12/2001	---	PPC (CR)	5.06	-0.20	€	5.07	05/11/2020	5.07	4.984	5.095	5.06	5.031	1@5.06	5@5.07	---	---	455,576	1,359	2,291,974.00	1,173,920.00	1.453	5.6	65101015
15,878,748	0.480	---	---	---	10/07/2006	22/03/2004	---	DOMKI KRITIS SA (CR)	0.3	3.45	P	0.29	05/11/2020	0.282	0.272	0.3	0.3	0.291	2000@0.276	980@0.298	---	---	3,107	16	904.25	4,763.62	0.109	0.362	50101010
914,715,153	3.00	---	---	---	16/05/2008	29/08/2018	---	NATIONAL BANK (CR)	0.92	-4.17	€	0.96	05/11/2020	0.96	0.92	0.96	0.92	0.931335964@0.920	6@0.929	---	---	1,569,325	1,420	1,460,437.90	841,537.94	0.815	3.072	30101010	
214,272,003	1.03	---	---	---	05/07/2011	22/07/2019	---	ELLAKTOR (CR)	1.348	1.20	P	1.332	05/11/2020	1.332	1.31	1.348	1.348	1.329	500@1.35	7000@1.35	---	---	114,081	206	151,568.49	288,838.66	0.512	1.968	50101010
60,348,000	0.490	0.0502	0.05	0.07	04/06/2020	05/08/2020	---	HELLENIC EXCHANGES-A.S.E. (CR)	2.55	---	---	2.55	05/11/2020	2.55	2.49	2.55	2.55	2.514	50@2.52	1902@2.55	---	---	82,156	226	206,552.73	153,887.40	2.38	5.05	30202015
305,635,185	2.18	0.4	0.75	0.5	29/06/2020	01/10/2003	---	HELLENIC PETROLEUM (CR)	4.15	0.24	P	4.14	05/11/2020	4.12	4.08	4.18	4.15	4.122	217@4.16	31@4.16	---	---	86,383	334	356,036.00	1,268,386.02	4.07	8.8	60101000
106,500,000	0.600	0.2	0.27	0.38	30/06/2020	28/01/2000	---	EYDAP S.A. (CR)	6.68	-1.18	€	6.76	05/11/2020	6.73	6.56	6.73	6.68	6.613	3622@6.68	200@6.69	---	---	85,789	361	567,361.56	711,420.00	4.95	7.78	65102030
110,782,980	0.750	1.3	1.3	1.1507	24/06/2020	04/11/2013	---	MOTOR OIL (CR)	8	-0.19	€	8.015	05/11/2020	8.06	7.99	8.095	8	8.01	585@8.00	36@8.01	---	---	399,371	2,837	3,198,886.65	886,263.84	7.6	21.24	60101020
142,891,161	0.970	0.32	0.36	0.3617	24/06/2020	07/07/2017	---	MYTILINEOS (CR)	9.77	1.35	P	9.64	05/11/2020	9.56	9.495	9.785	9.77	9.697	1@9.76	205@9.77	---	---	269,217	1,063	2,610,707.11	1,396,046.64	4.896	10.39	50203000
25,000,000	2.00	0.1712	0.424	0.5388	27/07/2020	08/08/2003	---	P.P.A. S.A. (CR)	17.32	-0.12	€	17.34	05/11/2020	17.3	17.3	17.44	17.32	17.317	1398@17.30	358@17.40	12.22	2019	8,273	86	143,261.84	433,000.00	12.96	23	50206060
341,426,387	0.300	0.4	0.7	0.3	21/07/2020	25/04/2001	---	OPAP (CR)	7.3	-2.28	€	7.47	05/11/2020	7.44	7.045	7.44	7.3	7.237	9554@7.25	4855@7.30	---	---	985,133	2,955	7,129,048.10	2,492,412.63	5.4021	12.653	40501020
470,174,576	2.83	0.3529	0.5245	0.5554	09/07/2020	18/06/1998	---	OTE (CR)	12.42	1.06	P	12.29	05/11/2020	12.42	12.29	12.56	12.42	12.424	35@12.40	9@12.44	---	---	550,671	2,071	6,841,373.36	5,839,568.23	9.01	14.39	15102015
436,659,164	6.00	---	---	---	16/05/2008	31/07/2017	---	PIRAEUS BANK (CR)	0.7026	0.40	P	0.6998	05/11/2020	0.7	0.6772	0.7142	0.7026	0.70515403@0.702	900@0.709	---	---	1,233,743	1,023	869,260.17	306,796.73	0.515	3.394	30101010	
69,877,484	0.780	(0.14)	0.1489	0.167	11/05/2020	13/06/2018	---	GR. SARANTIS S.A. (CR)	8.73	-2.89	€	8.99	05/11/2020	9.04	8.72	9.05	8.73	8.921	328@8.73	50@8.92	---	---	10,532	94	93,953.77	610,030.44	5.2	9.57	45201020
120,148,358	0.300	0.0419	---	0.1745	22/06/2020	05/03/2020	---	TERNA ENERGY (CR)	11.38	-1.04	€	11.5	05/11/2020	11.6	11.32	11.64	11.38	11.442	775@11.36	1363@11.40	---	---	24,304	168	278,077.28	1,367,288.31	5.44	12.4	65101010
13,126,020	0.430	---	---	---	08/07/2010	04/09/2020	---	AS COMPANY SA (CR)	1.88	1.08	P	1.86	05/11/2020	1.88	1.88	1.88	1.88	1.88	200@1.85	500@1.87	---	---	500	2	940.00	24,676.92	1.69	2.99	40401030
461,254,013	0.300	---	---	---	04/06/2008	30/04/2018	---	ATTICA BANK S.A. (CR)	0.1394	-0.43	€	0.14	05/11/2020	0.14	0.1374	0.14	0.1394	0.139	506@0.139	12958@0.140	---	---	81,170	74	11,246.06	64,298.81	0.12	0.412	30101010
48,855,000	0.080	(0.275)	(0.375)	0.23	20/07/2020	25/06/2019	---	AUTOHELLAS SA (CR)	3.93	2.88	P	3.82	05/11/2020	3.77	3.75	3.985	3.93	3.84	10@3.93	5@3.99	---	---	36,781	97	141,251.34	192,000.15	3.08	8.28	40201040
136,014,137	0.040	---	---	---	01/07/2008	21/02/2020	---	AVE (CR)	0.202	1.51	P	0.199	05/11/2020	0.199	0.195	0.202	0.202	0.195	811@0.195	2885@0.200	---	---	1,210	6	236.06	27,474.86	0.12	0.38	40301010
35,764,593	2.10	0.035	0.055	0.039	01/04/2020	25/11/2019	---	BRIQ PROPERTIES (CR)	1.685	0.90	P	1.67	05/11/2020	1.685	1.665	1.685	1.665	1.683	1000@1.64	669@1.68	4.12	2019	5,653	13	9,513.41	60,263.34	1.5	2.3	35102030
15,816,009	0.300	---	---	---	01/07/2009	17/07/2000	---	BYTE COMPUTER SA (CR)	1.05	-0.94	€	1.06	05/11																

Number of Outstanding Securities	Nominal Value	Dividends [1]			Date of Last Coupon		Note	Shares	Closing price	% change	Previous closing price/date	Open price	Price min	Price max	Last price	Avg price	Last Bid [7]	Last Ask [7]	P/E after tax	Year	Volume	Trades	Transactions Value[8]	Company Mkt Value (thou. €)	Year low	Year high	Sector[4]	
		2017	2018	2019	Dividend [2]	Right																						
784,500	10.00	---	0.13	0.35	16/07/2020	31/07/2018	---	CNL CAPITAL (CR)	7.5	---	7.5	05/11/2020	7.5	7.5	7.5	7.5	7.5	---	400@7.55	9.24	2019	49	1	367.50	5,883.75	6.5	10.5	30202000
9,907,500	0.300	---	---	---	06/10/2005	13/02/2002	---	CPI SA (CR)	0.39	0.52 P	0.388	05/11/2020	0.39	0.39	0.39	0.39	0.39	1000@0.272	1500@0.390	---	2018	50	1	19.50	3,863.93	0.26	0.61	10102030
13,400,000	0.300	---	---	0.026	12/10/2020	18/01/2019	---	EPSILON NET (CR)	2.94	---	2.94	05/11/2020	2.94	2.92	2.94	2.94	2.925	200@2.86	709@2.94	---	---	1,950	12	5,703.00	39,396.00	1.6	3	10101015
20,578,374	0.620	0.1	---	0.04	03/11/2020	18/05/2015	---	INFORM P. LYKOS (CR)	1.07	-0.93 E	1.08	05/11/2020	1.11	1.035	1.11	1.07	1.05	10@1.05	478@1.07	---	---	2,780	24	2,918.24	22,018.86	0.66	1.7	50205030
10,500,000	4.00	0.31	0.36	0.36	02/07/2020	02/08/2016	---	INTERCONTINENTAL (CR)	5.9	-0.84 E	5.95	05/11/2020	5.85	5.85	5.9	5.9	5.868	100@5.75	250@5.90	---	---	140	3	821.50	61,950.00	5.45	8.35	35102000
76,000,000	1.00	---	---	---	03/07/2007	17/09/2018	---	INTRACOM HOLDINGS (CR)	0.656	0.92 P	0.65	05/11/2020	0.64	0.637	0.656	0.656	0.646	1000@0.655	2050@0.656	---	---	41,551	55	26,821.51	49,856.00	0.28	0.915	15101010
30,477,156	0.300	---	---	---	12/08/2008	17/10/2017	---	INTRACOM CONSTR. (CR)	1.17	1.30 P	1.155	05/11/2020	1.135	1.135	1.17	1.17	1.158	99@1.16	608@1.17	---	---	503	11	582.44	35,658.27	0.58	1.8	50101010
4,419,616	1.58	---	---	---	21/07/2011	04/03/2015	---	MEDICON S.A (CR)	1.68	---	1.68	05/11/2020	---	---	---	---	---	500@1.58	115@1.69	---	---	---	---	---	7,424.95	1.5	2.98	20102010
10,500,000	0.950	---	---	---	24/06/2008	30/06/2017	---	MEVACO SA (CR)	1.35	4.65 P	1.29	05/11/2020	1.28	1.28	1.35	1.35	1.31	8@1.34	500@1.38	31.75	2019	7,265	29	9,517.30	14,175.00	1.21	1.87	55102015
11,812,193	0.470	---	---	---	26/05/2020	07/04/2020	---	PROFILE SA (CR)	3.65	-0.82 E	3.68	05/11/2020	3.65	3.635	3.67	3.65	3.641	440@3.64	400@3.65	---	---	10,345	29	37,663.55	43,114.50	2.12	4.34	10101010
27,345,120	0.280	---	---	---	18/07/2005	26/02/2014	---	QUALITY & RELIABILITY SA (CR)	0.2	-1.96 E	0.204	05/11/2020	0.208	0.195	0.208	0.2	0.197	1000@0.183	6962@0.200	---	---	29,559	75	5,830.20	5,469.02	0.17	0.305	10101010
35,740,896	1.33	---	---	---	05/09/2008	21/07/2020	---	QUEST HOLDINGS (CR)	8	-0.74 E	8.06	05/11/2020	8.16	8	8.2	8	8.142	2069@8.00	393@8.08	---	---	5,762	37	46,912.82	285,927.17	5.6	9.76	10101010
57,434,884	1.31	---	---	---	05/06/2008	12/06/2009	---	REDS S.A. (CR)	1.01	-2.89 E	1.04	05/11/2020	1.015	1.005	1.025	1.01	1.013	154@1.01	100@1.03	---	---	1,390	9	1,407.80	58,009.23	0.752	1.47	35101010
6,456,530	1.08	---	---	0.065	09/07/2020	02/08/2010	---	SPACE HELLAS SA (CR)	4.02	---	4.02	05/11/2020	---	---	---	---	---	150@3.76	1@3.94	---	---	---	---	---	25,955.25	3.02	5.88	15101010
15,627,315	0.300	---	---	---	16/11/1992	24/07/2019	---	UNIBIOS (CR)	0.212	6.00 P	0.2	05/11/2020	0.195	0.1945	0.212	0.212	0.197	400@0.202	80@0.205	---	---	570	4	112.25	3,312.99	0.186	0.463	50204000
144,321,516	0.300	---	---	---	01/07/2011	22/01/2020	---	AVAX S.A. (CR)	0.497	1.02 P	0.492	05/11/2020	0.49	0.4855	0.503	0.497	0.494	400@0.494	2975@0.499	---	---	25,710	36	12,699.19	71,727.79	0.2225	0.64	50101010
32,413,681	0.370	---	---	---	15/07/2009	11/05/2000	---	ALUMIL (CR)	0.784	---	0.784	05/11/2020	0.788	0.764	0.788	0.784	0.778	400@0.750	29@0.780	---	---	1,489	11	1,158.75	25,412.33	0.431	1.62	55102035
6,325,000	0.600	0.15	0.103	0.095	17/09/2020	17/02/2014	---	VOGIATZOGLOU SYSTEMS SA (CR)	1.48	---	1.48	05/11/2020	---	---	---	---	---	50@1.41	1000@1.52	---	---	---	---	---	9,361.00	1.36	2.44	50205010
34,720,000	0.310	---	---	---	16/06/2010	01/08/2007	---	DROMEAS SA (CR)	0.412	1.23 P	0.407	05/11/2020	0.412	0.392	0.412	0.412	0.399	100@0.382	490@0.410	---	---	7,130	20	2,847.70	14,304.64	0.245	0.485	40202015
13,673,200	0.880	---	---	---	18/07/2008	26/07/2001	---	EVROFARMA SA (CR)	0.728	-0.82 E	0.734	05/11/2020	0.71	0.71	0.728	0.728	0.712	500@0.710	1016@0.728	---	---	2,550	6	1,816.40	9,954.09	0.61	1.375	45102020
27,848,000	0.300	0.0034	---	---	20/08/2018	02/09/2003	---	NEWSPHONE HELLAS SA (CR)	0.47	---	0.47	05/11/2020	0.47	0.47	0.47	0.47	0.47	471142240@0.470	36223@0.472	---	---	48,120	13	22,616.40	13,088.56	0.199	0.53	15102015
11,250,000	0.520	---	0.04	---	22/07/2019	09/11/2015	---	EKTER SA (CR)	0.678	4.79 P	0.647	05/11/2020	0.647	0.647	0.678	0.678	0.661	50@0.660	199@0.676	---	---	10,123	28	6,693.90	7,627.50	0.54	1.33	50101010
18,410,839	1.00	---	---	---	07/07/2009	10/09/2010	---	ELASTRON (CR)	0.798	---	0.798	05/11/2020	0.798	0.798	0.798	0.798	0.798	100@0.790	450@0.814	---	---	300	1	239.40	14,691.85	0.6	1.58	55102010
375,241,586	0.390	---	0.03	0.03	01/06/2020	14/07/2006	---	ELVALHALCOR (CR)	1.428	0.85 P	1.416	05/11/2020	1.38	1.38	1.428	1.428	1.408	60@1.43	234@1.43	---	---	55,160	95	77,683.62	535,844.98	0.83	1.836	55102015
31,734,530	1.60	---	---	---	09/07/2007	19/07/2006	---	ELGEKA SA (CR)	0.2	-0.50 E	0.201	05/11/2020	0.2	0.2	0.2	0.2	0.2	500@0.180	3314@0.200	---	---	1	1	0.20	6,346.91	0.1805	0.565	45201010
19,864,886	5.60	0.672	0.672	0.672	26/03/2020	02/07/2008	---	BANK OF GREECE (CR)	13.42	0.30 P	13.38	05/11/2020	13.2	13.2	13.42	13.42	13.291	2@13.24	36@13.34	---	---	1,951	52	25,929.94	266,586.77	11.9	16.68	30101010
26,730,187	0.520	0.04	0.06	0.04	27/07/2020	01/08/2017	---	ELTON SA (CR)	1.245	1.63 P	1.225	05/11/2020	1.245	1.22	1.245	1.245	1.224	102@1.22	554@1.25	---	---	2,067	12	2,529.98	33,279.08	1.02	1.85	50205010
30,000,000	0.050	(0.0217)	(0.03)	---	28/06/2019	11/06/2020	---	ENTERSOFT (CR)	1.74	3.57 P	1.68	05/11/2020	1.68	1.68	1.77	1.74	1.713	1095@1.70	2018@1.74	---	---	3,677	22	6,298.58	52,200.00	0.9	1.89	10101015
36,300,000	1.12	0.221	0.126	0.268	09/07/2020	12/12/2007	---	THESSALONIKA WATER & SEWERAGE	3.96	-0.25 E	3.97	05/11/2020	3.87	3.87	3.96	3.96	3.905	350@3.90	420@3.96	---	---	1,112	10	4,342.63	143,748.00	3.06	5	65102030
27,503,677	0.630	0.12	0.13	0.2446	06/05/2020	18/10/1999	---	EUROPEAN RELIANCE INSUR. (CR)	3.92	-1.01 E	3.96	05/11/2020	4.02	3.89	4.02	3.92	3.917	700@3.91	293@3.93	---	---	10,965	47	42,948.93	107,814.41	2.7	5.24	30302010
114,320,400	0.100	(0.0175)	(0.0575)	---	23/03/2020	05/08/2019	---	IKTINOS HELLAS SA (CR)	0.481	1.26 P	0.475	05/11/2020	0.487	0.475	0.487	0.481	0.478	1420@0.470	1567@0.481	---	---	23,279	54	11,136.16	54,988.11	0.464	1.206	50101035
8,226,132	0.900	---	---	---	15/05/2009	13/10/2014	---	ILYDA S.A. (CR)	0.505	1.00 P	0.5	05/11/2020	0.515	0.49	0.515	0.505	0.494	6110@0.490	644@0.505	---	---	7,507	12	3,705.15	4,154.20	0.171	0.66	10101015
8,298,467	0.400	---	---	---	30/08/1993	08/05/2013	---	IDEAL GROUP SA (CR)	1.38	---	1.38	05/11/2020	1.39	1.33	1.39	1.38	1.335	192@1.31	797@1.38	---	---	311	6	415.29	11,451.88	0.82	1.75	10102030
8,424,900	0.500	---	---	---	12/07/2010	04/07/2019	---	INTERTECH SA (CR)	0.56	---	0.56	05/11/2020	---	---	---	---	---	300@0.518	182@0.548	---	2019	---	---	---	4,717.94	0.402	0.925	50205010
19,804,134	0.300	---	---	---	01/07/2004	06/11/2017	---	KEKROPS SA (CR)	2.24	1.82 P	2.2	05/11/2020	2.14	2.14	2.28	2.24	2.201	10@2.23	332@2.24	---	2019	6,065	70	13,349.98	44,361.26	0.87	2.8	35101010
40,219,218	0.260	---	---	---	14/09/2020	10/06/2019	---	KLOUKINAS - LAPPAS SA (CR)	0.456	-0.65 E	0.459	05/11/2020	0.467	0.442	0.467	0.456	0.446	400@0.440	290@0.454	---	---	3,435	17	1,532.55	18,339.96	0.352	0.834	50101010
21,224,340	0.420	0.005	---	---	10/09/2018	25/04/2006	---	KORDELLOS BROS SA (CR)	0.17	-5.56 E	0.18	05/11/2020	0.17	0.17	0.1													

Number of Outstanding Securities	Nominal Value	Dividends [1]			Date of Last Coupon		Note	Shares	Closing price	% change	Previous closing price/date	Open price	Price min	Price max	Last price	Avg price	Last Bid [7]	Last Ask [7]	P/E after tax	Year	Volume	Trades	Transactions Value[8]	Company Mkt Value (thou. €)	Year low	Year high	Sector[4]		
2017	2018	2019	Dividend [2]	Right																									
6,200,000	0.500	---	---	---	22/06/2010	01/11/1995	---	MINERVA KNITWEAR (CR)	0.244	---	0.244	05/11/2020	---	---	---	---	4592@0.172	3251@0.238	---	---	---	---	---	1,512.80	0.164	0.775	40204020		
32,188,050	1.04	---	---	---	21/07/2008	20/01/2000	---	MOUZAKIS (CR)	0.3	0.33	P	0.299	05/11/2020	0.299	0.295	0.3	0.3	0.296	50@0.296	467@0.300	---	---	6,833	13	2,023.90	9,656.42	0.256	0.515	55101020
10,080,000	3.00	0.45	0.57	1.17	06/07/2020	27/08/2001	---	TPA SA (CR)	22.2	-3.06	E	22.9	05/11/2020	22.4	22.2	22.6	22.2	22.398	73@22.20	100@22.60	13.60	2019	119	7	2,665.40	223,776.00	18.05	28.2	50206060
4,971,466	1.46	---	---	---	04/07/2007	08/10/2003	---	PAIRIS SA (CR)	0.466	---	0.466	05/11/2020	0.466	0.466	0.474	0.466	0.467	1000@0.340	434@0.468	---	---	1,884	11	879.88	2,316.70	0.188	0.53	50203030	
25,118,410	0.540	---	---	---	17/08/2000	08/09/2020	---	PAPOUTSANIS (CR)	2.4	4.35	P	2.3	05/11/2020	2.3	2.28	2.4	2.4	2.318	110@2.35	1150@2.40	54.54	2018	7,340	34	17,017.18	60,284.18	0.96	2.62	45201020
7,070,400	0.930	---	---	0.1013	24/08/2020	06/05/2016	---	PETROPOULOS PETROS (CR)	4.82	2.12	P	4.72	05/11/2020	4.74	4.66	4.82	4.82	4.769	2000@4.80	25@4.84	---	---	8,692	54	41,452.64	34,079.33	3.82	8.05	50206015
22,075,665	0.330	0.07	0.07	0.02	02/07/2020	27/04/2015	---	PLAISIO COMPUTERS SA (CR)	3.01	-4.44	E	3.15	05/11/2020	3.26	3.01	3.26	3.01	3.042	45@3.00	268@3.08	---	---	3,508	39	10,673.07	66,447.75	1.885	3.84	40401010
43,741,452	0.660	0.0471	0.0444	0.0458	17/07/2020	01/11/1999	---	THRACE PLASTICS SA (CR)	2.77	6.74	P	2.595	05/11/2020	2.66	2.63	2.8	2.77	2.727	250@2.77	195@2.78	---	---	30,339	181	82,725.15	121,163.82	1.23	2.88	50203015
21,912,599	0.300	---	---	---	11/04/2011	23/02/2007	---	REVOIL (CR)	0.626	---	0.626	05/11/2020	---	---	---	---	2500@0.540	590@0.608	4.57	2019	---	---	---	---	13,717.29	0.54	0.975	60101020	
28,438,268	0.300	---	---	---	21/08/2006	24/11/1999	---	SPIROY AGRICULTURE SA (CR)	0.1435	-1.03	E	0.145	05/11/2020	0.14	0.14	0.145	0.141	0.143	915@0.141	1500@0.143	---	---	571	7	81.75	4,080.89	0.093	0.28	45102010
40,693,350	5.00	---	---	---	03/07/2006	26/05/2015	---	TECHNICAL OLYMPIC SA (CR)	1.31	1.24	P	1.294	05/11/2020	1.294	1.28	1.318	1.31	1.294	54@1.29	4656@1.31	---	---	15,132	70	19,579.19	53,308.29	1.15	2.68	40202010
1,524,000	0.300	---	---	---	06/07/2007	06/02/2013	---	GIRAKIAN PROFIL (CR)	2.1	1.45	P	2.07	05/11/2020	2.1	2.05	2.18	2.1	2.075	100@2.00	141@2.10	---	2019	265	9	549.88	3,200.40	1.2	4.28	55102010
10,203,575	0.730	---	---	---	16/07/2007	18/10/1999	---	FIERATEX SA (CR)	0.33	---	0.33	05/11/2020	0.33	0.33	0.33	0.33	0.33	1000@0.260	10903@0.330	---	2019	1	1	0.33	3,367.18	0.25	0.79	55101020	
8,340,750	1.16	---	---	---	25/06/2009	17/09/2018	---	HAIDEMENOS SA (CR)	0.595	8.18	P	0.55	05/11/2020	0.595	0.595	0.595	0.595	0.596	908@0.470	1000@0.560	---	2019	5	1	2.98	4,962.75	0.422	1.09	50205030

Main Market - Low Liquidity Class

14,000,000	4.15	---	---	---	23/04/2010	29/06/1999	---	ALPHA REAL ESTATE SA(CR)	5.7	---	5.7	05/11/2020	---	---	---	---	20@5.75	1@6.25	---	---	---	---	---	---	79,800.00	5.2	7.8	35101015		
215,805,843	0.300	---	0.05	---	17/01/2020	29/12/2010	---	ATTICA HOLDINGS (CR)	0.744	-3.88	E	0.774	05/11/2020	0.77	0.742	0.77	0.744	0.755	120@0.752	149@0.750	---	---	1,942	8	1,467.18	160,559.55	0.73	1.465	40501015	
11,720,024	0.540	---	---	0.0632	13/07/2020	30/08/2019	---	FLEXOPACK SA (CR)	8.1	---	8.1	05/11/2020	---	---	---	---	400@7.60	774@8.10	---	---	---	---	---	---	94,932.19	5.4	8.3	50203030		
4,740,000	0.860	---	---	---	14/03/2003	---	---	LOGISMOS S.A. (CR)	0.61	---	0.61	05/11/2020	---	---	---	---	---	---	60@0.665	---	2019	---	---	---	---	2,891.40	0.448	0.88	10101015	
468,700	0.73	4.869	1.71	29/10/2020	21/05/2004	---	---	MERMEREN KOMB. A.D. PR. (GDR)	47.6	9.93	P	43.3	05/11/2020	47.6	47.6	47.6	47.6	47.6	10@43.10	1@47.50	1.11	2019	36	2	1,713.60	22,310.12	40	67.8	55102000	
3,953,090	0.300	0.16	0.15	0.5	04/06/2020	05/12/2012	---	PAPERPACK (CR)	5.2	2.97	P	5.05	05/11/2020	5.2	5.2	5.2	5.2	5.2	100@5.05	600@5.40	10.52	2019	178	1	925.60	20,556.07	3.98	6.1	50203030	
150,520,505	0.500	---	---	---	25/04/2014	10/06/2020	---	TRASTOR REAL EST. INV. CO.(CR)	0.785	---	0.785	05/11/2020	---	---	---	---	600@0.770	1385@0.810	24.91	2018	---	---	---	---	---	118,158.60	0.74	1.14	35102000	
401,136	13.75	0.75	---	---	05/04/2018	24/09/2020	---	ANDROMEDA SA (CR)	21	---	21	05/11/2020	---	---	---	---	25@21.00	1000@22.60	3.54	2019	---	---	---	---	---	8,423.86	18.8	27	30202010	
15,300,000	0.300	---	---	---	30/07/2009	13/12/1999	---	ATTICA PUBLICATIONS SA (CR)	0.36	---	0.36	05/11/2020	0.326	0.324	0.326	0.324	0.324	---	729@0.360	---	---	---	---	80	4	25.92	5,508.00	0.22	0.428	40301030
18,810,000	0.400	---	---	---	08/07/2010	14/11/2007	---	VARVERIS - MODA BAGNO SA (CR)	0.251	---	0.251	05/11/2020	---	---	---	---	3455@0.227	2563@0.276	---	---	---	---	---	---	---	4,721.31	0.21	0.64	40401025	
23,986,500	1.05	---	---	---	26/06/2009	15/03/2000	---	BIOKARPET S.A.(CR)	0.685	-2.84	E	0.705	05/11/2020	0.645	0.645	0.685	0.685	0.664	100@0.645	50@0.690	---	---	1,050	8	697.27	16,430.75	0.482	1.4	50101035	
8,418,750	0.300	0.28	0.32	0.095	26/08/2020	27/06/2012	---	GEKE (CR)	3.16	---	3.16	05/11/2020	---	---	---	---	60@3.00	---	---	7.76	2019	---	---	---	---	26,603.25	3.16	5.7	40501025	
24,060,000	0.300	0.01	0.015	0.035	05/05/2020	01/07/2019	---	GEN. COMMERCIAL & IND.SA (CR)	0.695	---	0.695	05/11/2020	0.71	0.71	0.71	0.71	0.71	50@0.720	650@0.710	15.02	2019	50	2	35.50	16,721.70	0.54	1.13	50205010		
15,000,000	0.300	---	---	---	06/07/2007	18/07/2000	---	DAIOS PLASTICS SA (CR)	2.98	---	2.98	05/11/2020	2.98	2.98	2.98	2.98	2.98	500@2.78	246@2.98	---	---	---	---	1	1	2.98	44,700.00	2.62	3.3	50203015
3,307,500	0.210	---	---	---	11/08/2010	04/12/2019	---	ELVE SA (CR)	4.68	-1.27	E	4.74	05/11/2020	4.74	4.66	4.8	4.66	4.697	100@4.64	100@4.78	---	---	530	10	2,489.30	15,479.10	2.94	4.98	40204020	
23,828,130	0.500	0.06	0.05	---	22/07/2019	17/02/2009	---	ELINOIL S.A. (CR)	1.35	---	1.35	05/11/2020	---	---	---	---	500@1.27	500@1.32	---	---	---	---	---	---	---	32,167.98	1.3	1.9	60101020	
122,156,754	0.440	---	---	0.01	25/09/2020	28/03/2018	---	IASO SA (CR)	1.25	---	1.25	05/11/2020	---	---	---	---	548@1.24	109@1.30	---	---	---	---	---	---	---	152,695.94	1.15	1.48	20101010	
86,735,980	0.310	---	---	---	06/07/2009	02/01/2002	---	ATHENS MEDICAL CENTER SA (CR)	1.17	-2.09	E	1.195	05/11/2020	1.2	1.17	1.21	1.17	1.197	500@1.17	20@1.23	---	---	1,250	5	1,496.60	101,481.10	1.07	2.35	20101025	
2,566,836	0.440	---	---	---	13/08/2010	09/01/2007	---	INTERWOOD-XYLEMPORIA (PR)	0.27	---	0.27	05/11/2020	---	---	---	---	---	---	1390@0.244	---	---	---	---	---	---	5,766.08	0.244	0.382	50205010	
34,986,430	0.440	---	---	---	25/07/2008	23/02/2010	---	INTERWOOD-XYLEMPORIA (CR)	0.145	---	0.145	05/11/2020	0.131	0.131	0.131	0.131	0.131	---	368@0.131	---	---	---	500	2	65.50	5,766.08	0.108	0.187	50205010	
9,742,920	0.400	---	---	0.0105	13/10/2020	14/07/2000	---	KARAMOLEGOS SA (CR)	1.97	---	1.97	05/11/2020	1.97	1.97	1.97	1.97	1.97	500@1.95	116@2.00	---	---	---	---	200	2	394.00	19,193.55	1.24	2.26	45102020
2,760,000	11.83	9.2	9.5	9.4	29/06/2020	16/07/1990	---	KARELIA (CR)	258	2.38	P	252	05/11/2020	256	254	258	258	257.236	504@252.00	11@266.00	---	---	157	6	40,386.00	712,080.00	228	302	45103010	
6,700,000	0.800	0.028	0.043	0.053	15/07/2020	29/05/2014	---	MILLS KEPENOS (CR)	1.66	---	1.66	05/11/2020	---	---	---	---	335@1.53	781@1.63	8.15	2019	---	---	---	---	---	11,122.00	1.42	2.58	45102020	
11,510,102																														

Number of Outstanding Securities	Nominal Value	Dividends [1]			Date of Last Coupon		Note	Shares	Closing price	% change	Previous closing price/date	Open price	Price min	Price max	Last price	Avg price	Last Bid [7]	Last Ask [7]	P/E after tax	Year	Volume	Trades	Transactions Value[8]	Company Mkt Value (thou. €)	Year low	Year high	Sector[4]	
18,017,472	0.360	---	---	---	15/06/2010	28/08/2017	---	KTIMA KOSTAS LAZARIDIS SA (CR)	1.12	---	1.12	05/11/2020	1.12	1.12	1.12	1.12	100@1.02	243@1.19	---	---	20	1	22.40	20,179.57	0.91	1.55	45101015	
21,364,000	1.12	0.2	0.2	---	29/07/2019	10/08/2005	---	LAMPASA HOTEL SA (CR)	19.2	---	19.2	05/11/2020	---	---	---	---	100@19.00	100@19.50	---	---	---	---	---	410,188.80	17.5	20.6	40501025	
5,939,268	0.620	---	---	---	10/07/2003	03/01/2002	---	LANAKAM SA (CR)	1.08	---	1.08	05/11/2020	---	---	---	---	---	666@0.975	---	2018	---	---	---	6,414.41	0.81	1.3	40401020	
17,120,280	0.940	---	---	0.07	12/06/2020	02/08/2019	---	LOULIS MILLS SA (CR)	2.48	---	2.48	05/11/2020	---	---	---	---	340@2.46	220@2.58	---	---	---	---	---	42,458.29	2.36	3.74	45102020	
9,819,370	0.690	---	---	---	14/08/2007	09/01/2004	---	MATHIOS REFRACTORY SA (CR)	0.3	---	0.3	05/11/2020	---	---	---	---	1500@0.270	3270@0.300	---	---	---	---	---	2,945.81	0.27	0.73	55101000	
29,250,000	0.360	---	---	0.02	01/07/2020	25/04/2019	---	MOTODYNAMICS S.A. (CR)	0.89	---	0.89	05/11/2020	---	---	---	---	350@0.822	1500@0.870	---	---	---	---	---	26,032.50	0.725	1.79	40401030	
8,321,682	0.670	---	---	---	17/08/2007	23/11/1999	---	N. LEVENTERIS (CR)	0.153	---	0.153	05/11/2020	---	---	---	---	---	600@0.168	---	2019	---	---	---	1,878.16	0.122	0.224	50203000	
2,160,524	0.670	0.0436	---	---	03/12/2018	23/11/1999	---	N. LEVENTERIS (PR)	0.28	---	0.28	05/11/2020	---	---	---	---	---	847@0.280	---	2019	---	---	---	1,878.16	0.175	0.294	50203000	
6,340,000	0.600	---	0.05	0.06	14/02/2020	02/12/2019	---	NAKAS MUSIC	2	---	2	05/11/2020	---	---	---	---	200@1.85	120@1.99	---	---	---	---	---	12,680.00	0.93	2.66	40401030	
27,379,200	0.300	0.148	0.294	0.3654	03/07/2020	24/08/2018	---	CRETE PLASTICS SA (CR)	15.1	1.00	14.95	05/11/2020	15	15	15.1	15.1	15.07	1@14.90	29@15.00	---	---	3,554	13	53,560.10	413,425.92	8.55	15.3	50203015
255,494,534	3.00	0.22	0.286	0.613	16/04/2020	23/12/2015	---	PRODEA (CR)	7.7	---	7.7	05/11/2020	7.7	7.7	7.7	7.7	50@7.10	461@7.75	---	---	254	2	1,955.80	1,967,307.91	6.05	8.35	35102000	
4,181,450	0.500	---	---	---	21/08/2000	05/03/2002	---	FLOUR MILLS SARANTOPOULOS SA	1.3	---	1.3	05/11/2020	---	---	---	---	---	3@1.29	---	---	---	---	---	5,435.89	1.15	3.3	45102020	

Exchange Traded Funds (ETFs)

853,597	---	---	---	---	15/06/2016	---	ALPHA ETF FTSE Athex Large Cap	13.76	-1.01	13.9	05/11/2020	13.9	13.76	13.9	13.76	13.891	210@13.71	499@13.82	---	---	16	2	222.26	---	11.3	24.5	12003
---------	-----	-----	-----	-----	------------	-----	--------------------------------	-------	-------	------	------------	------	-------	------	-------	--------	-----------	-----------	-----	-----	----	---	--------	-----	------	------	-------

Surveillance

258,366,234	0.300	---	---	---	19/09/2016	5161	Forthnet (CR)	0.28	---	0.28	05/11/2020	---	---	---	---	---	500@0.254	600@0.290	---	---	---	---	---	72,342.55	0.186	0.448	15102015	
355,437,751	0.100	---	---	---	07/07/2010	21/09/2017	5160	FRIGOGLASS SA (CR)	0.057	-5.00	0.06	05/11/2020	0.057	0.057	0.059	0.057	0.057	9000@0.057	15000@0.059	---	---	240,468	57	13,733.54	20,259.95	0.057	0.28	50204000
51,081,030	1.00	---	---	---	20/08/2007	03/09/2007	4912	LAVIPHARM SA (CR)	0.3	---	0.3	05/11/2020	0.3	0.3	0.3	0.3	0.3	2254@0.300	2450@0.326	---	---	11,203	7	3,360.90	15,324.31	0.208	0.4	20103015
65,326,268	0.530	---	---	---	04/07/2007	19/07/2006	4750	SATO SA (CR)	0.029	---	0.029	05/11/2020	0.034	0.0315	0.034	0.0315	0.034	---	9999@0.029	---	---	1,063	6	35.98	1,894.46	0.0125	0.038	40202015
13,191,620	0.620	---	---	---	04/08/2010	09/09/2002	5232	YALCO - CONSTANTINOU (CR)	0.0765	---	0.0765	05/11/2020	0.0765	0.0765	0.0765	0.0765	0.077	---	9429@0.077	---	---	9	1	0.69	1,009.16	0.05	0.0915	40202020
13,000,000	1.00	---	---	---	01/08/2007	07/04/2000	5093	AKRITAS SA (CR)	0.46	---	0.46	05/11/2020	---	---	---	---	---	---	10@0.368	---	---	---	---	---	5,980.00	0.27	0.5	50101035
221,519,681	0.300	---	---	---	02/07/2008	28/02/2011	4957	ANEK LINES SA (CR)	0.038	---	0.038	05/11/2020	0.033	0.033	0.0385	0.0385	0.03633000@0.033	12499@0.039	---	---	995	4	35.56	8,737.19	0.03	0.072	40501015	
312,163	0.300	---	---	---	02/07/2008	28/02/2011	4959	ANEK LINES SA (PR, issue '90)	0.072	---	0.072	05/11/2020	---	---	---	---	---	---	---	---	---	---	---	---	8,737.19	0.058	0.072	40501015
2,969,713	0.300	---	---	---	02/07/2008	28/02/2011	4958	ANEK LINES SA (PR, issue '96)	0.1	---	0.1	05/11/2020	---	---	---	---	---	---	---	---	---	---	---	---	8,737.19	0.08	0.1	40501015
4,737,503	0.320	---	---	---	22/06/2005	22/09/2015	5115	VARANGIS AVEPE S.A. (CR)	0.128	---	0.128	05/11/2020	---	---	---	---	---	---	1075@0.103	---	---	---	---	---	606.40	0.103	0.16	40202015
6,330,002	0.300	---	---	---	25/06/2002	15/03/2019	5162	VARVARESSOS (CR)	0.398	---	0.398	05/11/2020	---	---	---	---	---	---	80@0.320	---	2019	---	---	---	2,519.34	0.282	0.525	55101020
17,579,754	4.16	---	---	---	18/08/2006	02/08/2010	---	BIOTER SA (CR)	0.084	---	0.084	05/11/2020	---	---	---	---	---	---	1660@0.090	---	---	---	---	---	1,476.70	0.041	0.096	50101010
4,968,600	2.88	---	---	---	01/07/1998	14/12/1998	5245	VIS SA (CR)	0.8	---	0.8	05/11/2020	---	---	---	---	---	900@0.800	500@0.880	---	2019	---	---	---	3,974.88	0.62	1.26	50203030
3,961,300	1.28	---	---	---	29/06/2004	03/08/2000	5248	DUROS SA (CR)	0.218	---	0.218	05/11/2020	---	---	---	---	---	---	2030@0.230	---	2019	---	---	---	863.56	0.125	0.27	40204020
51,754,364	0.300	---	---	---	23/12/2003	24/01/2007	5197	SELECTED TEXT. IND. ASSOC (CR)	0.14	---	0.14	05/11/2020	---	---	---	---	---	800@0.112	1500@0.164	---	---	---	---	---	7,245.61	0.102	0.25	55101020
11,125,110	0.300	---	---	---	02/06/2010	06/11/2017	5178	EUROCONSULTANTS S.A. (CR)	0.26	---	0.26	05/11/2020	---	---	---	---	---	54@0.260	1450@0.262	---	---	---	---	---	2,892.53	0.165	0.34	50205020
156,961,721	0.300	---	---	---	30/05/2013	14/11/2007	5246	INTRALOT (CR)	0.116	0.87	0.115	05/11/2020	0.12	0.116	0.12	0.116	0.11846472@0.116	3000@0.118	---	---	214,725	43	25,244.10	18,207.56	0.072	0.41	40501020	
7,125,216	0.650	---	---	---	01/07/2005	14/12/1999	4955	KRE.KA SA (CR)	0.189	---	0.189	05/11/2020	---	---	---	---	---	---	5000@0.188	---	2019	---	---	---	1,346.67	0.058	0.24	45102010
7,734,375	1.00	---	---	---	09/07/2007	07/01/2011	5112	LIVANIS SA (CR)	0.0725	---	0.0725	05/11/2020	---	---	---	---	---	---	5000@0.080	---	---	---	---	---	560.74	0.0505	0.116	40301030
15,842,391	1.51	---	---	---	15/07/2009	12/05/2000	5141	BITROS HOLDING SA (CR)	0.176	17.33	0.15	05/11/2020	0.16	0.16	0.176	0.176	0.169	6699@0.120	570@0.176	---	---	3,530	5	597.28	2,788.26	0.092	0.204	55102010
119,596,817	0.040	---	---	---	15/07/2008	27/04/2017	5190	NIKAS SA (CR)	0.6	---	0.6	05/11/2020	---	---	---	---	---	---	600@0.720	---	---	---	---	---	71,758.09	0.4	0.72	45102020
24,319,250	0.300	---	---	---	09/07/2002	04/07/2007	5165	PRODEFTIKH SA (CR)	0.24	---	0.24	05/11/2020	---	---	---	---	---	---	500@0.228	---	---	---	---	---	5,836.62	0.11	0.292	50101010
13,582,223	1.35	---	---	---	24/06/2008	02/02/2016	4887	SIDMA SA (CR)	0.484	-2.42	0.496	05/11/2020	0.402	0.402	0.484	0.484	0.48	409@0.410	210@0.486	---	---	4,201	8	2,016.80	6,573.80	0.192	0.57	55102010

Number of Outstanding Securities	Nominal Value	Dividends [1]			Date of Last Coupon		Note	Shares	Closing price	% change	Previous closing price/date	Open price	Price min	Price max	Last price	Avg price	Last Bid [7]	Last Ask [7]	P/E after tax	Year	Volume	Trades	Transactions Value[8]	Company Mkt Value (thou. €)	Year low	Year high	Sector[4]
		2017	2018	2019	Dividend [2]	Right																					
766,000	1.00	---	---	---	01/07/2004	11/12/2012	5193	TRIA ALFA SA (CR)	4.2	---	4.2	05/11/2020	---	---	---	---	---	150@4.90	26.54	2019	---	---	---	4,309.90	1.44	4.2	55101020
245,000	1.00	---	---	---	19/07/2010	11/12/2012	5194	TRIA ALFA SA (PR)	4.46	---	4.46	05/11/2020	---	---	---	---	---	254@3.58	28.18	2019	---	---	---	4,309.90	0.9	4.46	55101020

Suspension Status

20,255,805	0.300	---	---	---	22/08/2006	02/08/2010	5136	AXON HOLDING SA (CR)	0.058	---	0.058	28/04/2017	---	---	---	---	---	---	---	---	---	---	---	1,174.84	0.058	0.058	20101010
5,867,311	0.300	---	---	---	11/08/2010	28/04/2017	5243	DIONIC (CR)	0.11	---	0.11	30/06/2020	---	---	---	---	---	---	---	---	---	---	---	645.40	0.096	0.244	50205010
21,820,410	0.800	---	---	---	22/05/2008	02/08/2011	5174	EUROMEDICA SA (CR)	0.448	---	0.448	30/04/2018	---	---	---	---	---	---	---	---	---	---	---	9,775.54	0.448	0.448	20101010
66,948,210	0.300	---	---	---	22/09/2015	22/09/2015	5179	FOLLI FOLLIE (CR)	4.8	---	4.8	24/05/2018	---	---	---	---	---	---	---	---	---	---	---	321,351.41	4.8	4.8	40401030
12,417,000	0.310	---	0.0205	---	27/08/2019	28/08/2017	5233	MLS MULTIMEDIA SA (CR)	0.57	---	0.57	12/05/2020	---	---	---	---	---	---	---	---	---	---	---	7,077.69	0.475	1.51	10101015
33,301,715	0.320	---	---	---	27/06/2003	08/07/2009	5241	AEGEK (CR)	0.035	---	0.035	25/06/2020	---	---	---	---	---	---	---	---	---	---	---	1,165.56	0.0245	0.06	50101010
14,870,100	0.300	---	---	---	15/05/2008	26/09/2011	5130	ALPHA GRISSIN S.A. (CR)	0.014	---	0.014	13/04/2017	---	---	---	---	---	---	---	---	---	---	---	208.18	0.014	0.014	10102030
33,930,000	0.300	---	---	---	03/07/2006	30/05/2001	4865	BABIS VOVOS SA (CR)	0.304	---	0.304	30/03/2012	---	---	---	---	---	---	---	---	---	---	---	10,314.72	0.304	0.304	35101010
77,126,446	0.340	---	---	---	23/05/2005	18/08/2011	5206	G.E. DIMITRIOU (CR)	0.0125	---	0.0125	30/04/2019	---	---	---	---	---	---	---	---	---	---	---	964.08	0.0125	0.0125	40202020
6,000,000	0.600	---	---	---	13/06/2008	08/04/2004	5172	EUROBROKERS S.A. (CR)	0.008	---	0.008	27/04/2018	---	---	---	---	---	---	---	---	---	---	---	48.00	0.008	0.008	30302015
7,085,888	1.59	---	---	---	02/07/1996	06/09/2010	5216	ELVIEK (CR)	2.6	---	2.6	30/09/2019	---	---	---	---	---	---	---	---	---	---	---	18,423.31	2.6	2.6	35101010
25,179,640	0.600	---	---	---	08/08/1994	19/09/2000	5191	J.BOUTARIS & SON (CR)	0.026	---	0.026	01/10/2018	---	---	---	---	---	---	---	---	---	---	---	742.45	0.026	0.026	45101015
1,540,000	0.600	---	---	---	08/08/1994	19/09/2000	5192	J.BOUTARIS & SON (PR)	0.057	---	0.057	01/10/2018	---	---	---	---	---	---	---	---	---	---	---	742.45	0.057	0.057	45101015
24,619,524	0.500	---	---	---	10/10/1986	30/12/2002	4914	KERAMIA-ALLATINI (CR)	0.088	---	0.088	30/08/2012	---	---	---	---	---	---	---	---	---	---	---	2,166.52	0.088	0.088	35101010
31,543,600	0.420	---	---	---	19/07/2010	19/12/2018	5205	KRETA FARM SA (CR)	1.085	---	1.085	30/04/2019	---	---	---	---	---	---	---	---	---	---	---	34,224.81	1.085	1.085	45102020
23,935,280	0.300	---	---	---	29/06/2009	13/06/2000	5153	NAYTEMPORIKI PUBLISHING SA(CR)	0.107	---	0.107	02/10/2017	---	---	---	---	---	---	---	---	---	---	---	2,561.07	0.107	0.107	40301030
255,459,600	0.300	---	---	---	26/06/2000	03/12/2010	5101	NEL SA (CR)	0.07	---	0.07	31/08/2015	---	---	---	---	---	---	---	---	---	---	---	17,882.17	0.07	0.07	40501015
23,463,874	0.800	---	---	---	23/05/2003	21/12/1999	4918	NEORION SA (CR)	0.125	---	0.125	30/08/2012	---	---	---	---	---	---	---	---	---	---	---	2,932.98	0.125	0.125	50206030
18,750,000	0.300	---	---	---	02/07/2001	31/12/2012	5154	PEGASUS PUBLISHING S.A. (CR)	0.089	---	0.089	02/10/2017	---	---	---	---	---	---	---	---	---	---	---	1,668.75	0.089	0.089	40301030
100,793,572	0.300	---	---	---	16/07/2009	11/02/2016	5110	TELETIPOS SA (CR)	0.06	---	0.06	07/03/2016	---	---	---	---	---	---	---	---	---	---	---	6,047.61	0.06	0.06	40301035
4,034,950	0.680	---	---	---	01/07/2005	30/12/2010	5171	CHATZIKRANIOTIS & SONS SA (CR)	0.14	---	0.14	27/04/2018	---	---	---	---	---	---	---	---	---	---	---	564.89	0.14	0.14	45102020

Shares' Notes

Code	Note text
()	- Adjusted dividends.
*	- Last adjusted closing price.
[1]	- Net dividends.
[2]	- The "Date of Last Coupon" for New listings refers to the date company's stocks started to trade in Athex
[3]	- The Company Market Value is referred to the number of outstanding shares
[4]	- Sectors codification can be found in Appendix A
[5]	- The Market Value refers to the total number of shares listed (including their several classes) in the exchange by the company.
[6]	- P/E greater than 100
[7]	- Last view of the Order Book before the end of the trading session
[8]	- All Blocks Methods' Transactions Value are included.
4750	- Transfer to the Under Surveillance Category from 8/4/2011.
4865	- Suspension of trading as of 2/4/2012.
4887	- Transfer to the Surveillance Category as of 10/4/2012.
4912	- Transfer to the Surveillance Category as of 31/7/2012.
4914	- Suspension of trading as of 31/8/2012.
4918	- Suspension of trading as of 31/8/2012.
4955	- Transfer to the Surveillance Category as from 5/4/2013.
4957	- Transfer to the Surveillance Category as from 5/4/2013.
4958	- Transfer to the Surveillance Category as from 5/4/2013.
4959	- Transfer to the Surveillance Category as from 5/4/2013.
5093	- Transfer to the Surveillance Category as of 8/4/2015.
5101	- Suspension of trading as of 1/9/2015.
5110	- Suspension of trading as of 08/03/2016.
5112	- Transfer to the Surveillance Category as of 15/04/2016.
5115	- Transfer to the Surveillance Category as of 15/04/2016.
5130	- Suspension of trading as of 18/04/2017.
5136	- Suspension of trading as of 02/05/2017.
5141	- Transfer to the Surveillance Category as of 10/05/2017.
5153	- Suspension of trading as of 03/10/2017.
5154	- Suspension of trading as of 03/10/2017.
5160	- Transfer to the Surveillance Category as of 15/04/2016.
5161	- Transfer to the Surveillance Category as of 25/11/2011.
5162	- Transfer to the Under Supervision Category as of 21/12/2009.
5165	- Transfer to the Surveillance Category as of 15/02/2018.
5171	- Suspension of trading as of 30/04/2018.
5172	- Suspension of trading as of 30/04/2018.
5174	- Suspension of trading as of 02/05/2018.
5178	- Transfer to the Surveillance Category as of 11/05/2018.
5179	- Suspension of trading as of 25/05/2018.
5190	- Transfer to the Surveillance Category as of 01/10/2018.
5191	- Suspension of trading as of 02/10/2018.
5192	- Suspension of trading as of 02/10/2018.
5193	- Transfer to the Surveillance Category as of 25/10/2018.
5194	- Transfer to the Surveillance Category as of 25/10/2018.
5197	- Transfer to the Surveillance Category as of 07/11/2018.
5205	- Suspension of trading as of 02/05/2019.
5206	- Suspension of trading as of 02/05/2019.
5216	- Suspension of trading as of 01/10/2019.
5232	- Transfer to the Under Surveillance Category from 08/04/2011.
5233	- Suspension of trading as of 13/05/2020.
5241	- Suspension of trading as of 26/06/2020.
5243	- Suspension of trading as of 01/07/2020.

Shares' Notes

Code	Note text
5245	- Transfer to the Surveillance Category as of 09/07/2020.
5246	- Transfer to the Surveillance Category as of 09/07/2020.
5248	- Transfer to the Surveillance Category as of 05/08/2020.

Securities Blocks Details

Securities	Block Volume	Price	Block Trade Value	Time of approval	Note
PIRAEUS BANK (CR)	73,000	0.760	55,480.00	16:42:02	18
ALPHA BANK (CR)	109,500	0.446	48,869.85	16:58:26	14

Blocks Notes

- 9 - Method 6-1 / Special Fees
- 10 - Method 6-1 / Special Fees, SDS
- 14 - Method 6-3 / Settlement, Incomplete Buy and Sell
- 18 - Method 6-2 / SPOT 1
- 19 - Method 6-2 / SPOT 2
- 20 - Method 6-1 and Method 6-1 Same Day Settlement
- 21 - Other Pre-agreed

Shares Rights Details

Occured date	Exercise from	Exercise until	Trading until	Rights	Price min	Price max	Closing price	Last Bid	Last Ask	Volume	Trades	Transactions Value
--------------	---------------	----------------	---------------	--------	-----------	-----------	---------------	----------	----------	--------	--------	--------------------

No Rights Transactions.

Securities Forced Sales

Securities	Category of Security	Transactions Volume	Number of Trades	Transactions Value	Note
------------	----------------------	------------------------	---------------------	-----------------------	------

No Forced Transactions.

Forced Sales Notes

1 - Normal Forced Sale.

2 - Forced Sales of Fixed Registered Shares.

3 - Forced Sales of Remaining Stock Fractions.

Forced Sales Registered Shares

Securities	Start Date	End Date	Initial Volume	Remaining Volume	Date	Avg price (day)	Avg price (period)	Number of Trades	Transactions Volume	Transactions Value
------------	------------	----------	----------------	------------------	------	-----------------	--------------------	------------------	---------------------	--------------------

No Fixed Registered Shares Forced Sales.

Forced Sales Notes

According to Decision 1/380/04.05.2008 of the Hellenic Republic Capital Market Commission, the certificated registered shares that have not been deposited to the issuer for dematerialisation, will be auctioned in the Athens Exchange by the supervising issuer. Forced sales procedure is held according to Article 99A of the Athens Exchange Rulebook. The average price of the period is calculated by dividing the Total transactions value by the Total volume and includes all the transactions made until the current date.

Exchange Traded Funds (ETFs) Characteristics

	Transactions Date (T)	Creation / Redemption	Units (T-1)	New Units (T-1)	Redemption Units (T-1)	Units (T) [1]	Fund Assets [2]	Net Unit Price	Dividend per Unit	Dividend Date
ALPHA ETF FTSE Athex Large Cap	06/11/2020	5,000	853,597	---	---	853,597	11,902,650.00	13.9441	0.81	01/07/2020

ETFs Notes

[1] - Units (T) = Units (T-1) + New Units (T-1) - Redemption Units (T-1)

[2] - The Creation / Redemption Units of T-1 are included.

Convertible Corporate Bonds - Regulated Market

Num Listed Bonds	Nominal price	Issue price	Today's Rate	Exp. Date	Duration (years)	Note	Coupon		Trading Unit	Corporate Bonds	Price min	Price max	Closing price	Previous closing price/date	Volume	Transactions Value	Last order			ear min	Year max
							Common	Preferred									Price	Buy / Sell	Date		
85,479,884	0.30	0.30	1.00	11/10/2025	9	---	17	---	1	FORTHNET S.A. (Convertible)	---	---	---	---	---	---	90.0000	B	03/08/2020	100.0000	100.0000

Corporate Bonds Notes

Transactions Volume = (Pieces) * (Nominal Price). Transactions Value = (Pieces) * (Nominal Price) * (price %) + (Accrued interest).

The price of a Bond is stated as a percentage (%) of Bond's Nominal Price.

Nominal Price in Euros (€), except if it is noted differently.

Non Convertible Corporate Bonds - Regulated Market

Num Listed Bonds	Nominal price	Issue price	Today's Rate	Exp. Date	Duration (years)	Note	Coupon		Trading Unit	Corporate Bonds	Accrued Int.	Yield.T.Mat	Price min	Price max	Closing price	Previous closing price/date	Volume	Transactions Value	Last order		ear min	Year max		
							Common	Preferred											Price	Buy / Sell			Date	
120,000	1,000.00	1,000.00	3.95	04/04/2025	7	---	6	---	1	GEK TERNA S.A. (Non Convertible)	3.9500	2.9020	102.4200	103.0000	102.9530	102.4230	05/11/2020	37,000	38,238.75	102.3000	B	36/11/2020	91.0000	107.2000
175,000	1,000.00	1,000.00	3.40	26/07/2024	5	---	3	---	1	ATTICA HOLDINGS S.A. (Non Convertible)	10.0111	10.3070	80.0001	81.0000	80.0001	80.9000	04/11/2020	13,000	10,640.15	80.0001	B	36/11/2020	60.0000	100.0000
22,727	1,000.00	1,000.00	4.95	26/06/2023	5	---	5	---	1	B&F COMM. & GARM. INDUS. S.A. (Non Convertible)	18.8375	7.9150	91.2700	91.5000	91.3850	90.0000	05/11/2020	4,000	3,730.75	88.6100	B	36/11/2020	68.0000	94.9999
90,000	1,000.00	1,000.00	3.00	11/05/2023	5	---	5	---	1	CORAL A.E. (Non Convertible)	15.2500	2.3050	100.0000	101.6900	101.2500	100.7000	05/11/2020	22,000	22,491.80	100.7000	B	36/11/2020	89.4200	105.0000
39,892,816	1.00	1.00	5.00	04/10/2021	5	---	17	---	1	HOUSEMARKET S.A. (Non Convertible)	0.0050	2.2160	102.1000	102.1000	102.1000	101.8060	05/11/2020	2,000	2,052.00	101.6000	B	36/11/2020	93.8736	105.1000
150,000	1,000.00	1,000.00	2.60	22/10/2026	7	---	3	---	1	TERNA ENERGY FINANCE S.A. (Non Convertible)	1.3722	2.4200	100.2000	100.8500	100.6000	100.2000	05/11/2020	20,000	20,112.44	100.2000	B	36/11/2020	84.4000	102.8000
200,000	1,000.00	1,000.00	3.60	12/03/2026	7	---	4	---	1	AEGEAN AIRLINES S.A. (Non Convertible)	5.7000	6.7040	84.0010	87.5000	86.0421	85.0000	05/11/2020	12,000	10,393.45	84.0010	B	36/11/2020	54.7313	107.3000
200,000	1,000.00	1,000.00	2.10	27/10/2027	7	---	1	---	1	O.P.A.P. S.A. (Non Convertible)	0.8167	2.0020	100.5980	100.6000	100.5990	100.4940	05/11/2020	4,000	4,027.23	100.1500	B	36/11/2020	100.0000	100.8800
320,000	1,000.00	1,000.00	3.40	21/07/2027	7	---	1	---	1	LAMDA DEVELOPMENT S.A. (Non Convertible)	10.5778	3.4380	97.5170	99.8500	99.5978	97.5170	05/11/2020	75,000	75,491.69	99.0000	B	36/11/2020	97.5174	100.8500
500,000	1,000.00	1,000.00	2.75	03/07/2027	7	---	1	---	1	GEK TERNA S.A. (Non Convertible)	9.9306	3.3720	96.4000	97.4000	96.4000	96.1970	05/11/2020	3,000	2,941.79	96.4000	B	36/11/2020	96.1972	100.0000

Corporate Bonds Notes

Transactions Volume = (Pieces) * (Nominal Price). Transactions Value = (Pieces) * (Nominal Price) * (price %) + (Accrued interest).

The price of a Bond is stated as a percentage (%) of Bond's Nominal Price.

Nominal Price in Euros (€), except if it is noted differently.

Government Bonds

Number Listed Bonds	Nominal price	Today's Rate	Accrued Interest Calc	Exp. Date [1]	Duration (years)	Note	Coupons Date	Curr. coupon value	Trading Unit	Government Bonds	Price min	Price max	Closing price	Previous closing price/date	Volume	Transactions Value	Price	Last order Buy / Sell	Date
3,000,000	1,000.00	4.38	Actual/Actual	01/08/2022	5	---	01/08	4.38	1	GGB-FXD-010822-05Y-4.375-1.000	---	---	---	---	---	---	1.0000	B	28/11/2018
2,500,000	1,000.00	1.88	Actual/Actual	04/02/2035	15	---	04/02	1.88	1	GGB-FXD-040235-15Y-1.875-1.000	---	---	---	---	---	---	---	---	---
2,500,000	1,000.00	3.45	Actual/Actual	02/04/2024	5	---	02/04	3.45	1	GGB-FXD-020424-05Y-3.450-1.000	---	---	---	---	---	---	---	---	---
4,355,990,324	1.00	3.50	Actual/Actual	30/01/2023	5	---	01/02 - 31/01	3.50	1	GGB-FXD-300123-05Y-3.500-1.00	---	---	---	94.5720 13/07/2018	---	---	1.0000	B	28/11/2018
5,962,747,327	1.00	3.75	Actual/Actual	30/01/2028	10	---	/02 - 01/02 - 31/	3.75	1	GGB-FXD-300128-10Y-3.750-1.00	---	---	---	85.4610 13/07/2018	---	---	1.0000	B	28/11/2018
6,091,218,404	1.00	3.90	Actual/Actual	30/01/2033	15	---	/02 - 01/02 - 31/	3.90	1	GGB-FXD-300133-15Y-3.900-1.00	---	---	---	78.6730 13/07/2018	---	---	1.0000	B	28/11/2018
4,805,399,486	1.00	4.00	Actual/Actual	30/01/2037	19	---	/02 - 01/02 - 31/	4.00	1	GGB-FXD-300137-19Y-4.000-1.00	---	---	---	77.0370 13/07/2018	---	---	1.0000	B	28/11/2018
4,603,713,186	1.00	4.20	Actual/Actual	30/01/2042	24	---	/02 - 01/02 - 31/	4.20	1	GGB-FXD-300142-24Y-4.200-1.00	---	---	---	77.7640 13/07/2018	---	---	1.0000	B	28/11/2018
550,418,123	1.00	3.65	Actual/Actual	24/02/2023	11	---	24/02	3.65	1	GGB-FXD-240223-11Y-2.000-1.00	---	---	---	10.0000 22/06/2015	---	---	10.0000	B	11/07/2019
445,007,576	1.00	3.65	Actual/Actual	24/02/2024	12	---	24/02	3.65	1	GGB-FXD-240224-12Y-2.000-1.00	---	---	---	10.0000 22/06/2015	---	---	---	---	---
423,674,226	1.00	3.65	Actual/Actual	24/02/2025	13	---	24/02	3.65	1	GGB-FXD-240225-13Y-2.000-1.00	---	---	---	10.0000 22/06/2015	---	---	---	---	---
212,292,153	1.00	3.65	Actual/Actual	24/02/2026	14	---	24/02	3.65	1	GGB-FXD-240226-14Y-2.000-1.00	---	---	---	10.0000 22/06/2015	---	---	---	---	---
160,621,352	1.00	3.65	Actual/Actual	24/02/2027	15	---	24/02	3.65	1	GGB-FXD-240227-15Y-2.000-1.00	---	---	---	10.0000 22/06/2015	---	---	---	---	---
183,244,055	1.00	3.65	Actual/Actual	24/02/2028	16	---	24/02	3.65	1	GGB-FXD-240228-16Y-2.000-1.00	---	---	---	10.0000 22/06/2015	---	---	---	---	---
164,802,894	1.00	3.65	Actual/Actual	24/02/2029	17	---	24/02	3.65	1	GGB-FXD-240229-17Y-2.000-1.00	---	---	---	10.0000 22/06/2015	---	---	---	---	---
165,460,943	1.00	3.65	Actual/Actual	24/02/2030	18	---	24/02	3.65	1	GGB-FXD-240230-18Y-2.000-1.00	---	---	---	10.0000 22/06/2015	---	---	---	---	---
129,007,241	1.00	3.65	Actual/Actual	24/02/2031	19	---	24/02	3.65	1	GGB-FXD-240231-19Y-2.000-1.00	---	---	---	10.0000 22/06/2015	---	---	---	---	---
126,192,683	1.00	3.65	Actual/Actual	24/02/2032	20	---	24/02	3.65	1	GGB-FXD-240232-20Y-2.000-1.00	---	---	---	10.0000 22/06/2015	---	---	---	---	---
146,905,168	1.00	3.65	Actual/Actual	24/02/2033	21	---	24/02	3.65	1	GGB-FXD-240233-21Y-2.000-1.00	---	---	---	10.0000 22/06/2015	---	---	---	---	---
154,475,606	1.00	3.65	Actual/Actual	24/02/2034	22	---	24/02	3.65	1	GGB-FXD-240234-22Y-2.000-1.00	---	---	---	10.0000 22/06/2015	---	---	---	---	---
144,429,441	1.00	3.65	Actual/Actual	24/02/2035	23	---	24/02	3.65	1	GGB-FXD-240235-23Y-2.000-1.00	---	---	---	10.0000 22/06/2015	---	---	---	---	---
166,211,676	1.00	3.65	Actual/Actual	24/02/2036	24	---	24/02	3.65	1	GGB-FXD-240236-24Y-2.000-1.00	---	---	---	10.0000 22/06/2015	---	---	---	---	---
145,461,669	1.00	3.65	Actual/Actual	24/02/2037	25	---	24/02	3.65	1	GGB-FXD-240237-25Y-2.000-1.00	---	---	---	10.0000 22/06/2015	---	---	---	---	---
146,941,087	1.00	3.65	Actual/Actual	24/02/2038	26	---	24/02	3.65	1	GGB-FXD-240238-26Y-2.000-1.00	---	---	---	10.0000 22/06/2015	---	---	---	---	---
135,115,612	1.00	3.65	Actual/Actual	24/02/2039	27	---	24/02	3.65	1	GGB-FXD-240239-27Y-2.000-1.00	---	---	---	10.0000 22/06/2015	---	---	---	---	---
141,909,637	1.00	3.65	Actual/Actual	24/02/2040	28	---	24/02	3.65	1	GGB-FXD-240240-28Y-2.000-1.00	---	---	---	10.0000 22/06/2015	---	---	---	---	---
136,788,720	1.00	3.65	Actual/Actual	24/02/2041	29	---	24/02	3.65	1	GGB-FXD-240241-29Y-2.000-1.00	---	---	---	10.0000 22/06/2015	---	---	---	---	---
163,643,410	1.00	3.65	Actual/Actual	24/02/2042	30	---	24/02	3.65	1	GGB-FXD-240242-30Y-2.000-1.00	---	---	---	10.0000 22/06/2015	---	---	---	---	---
4,000,000	1,000.00	3.88	Actual/Actual	12/03/2029	10	---	12/03	3.88	1	GGB-FXD-120329-10Y-3.875-1.000	---	---	---	---	---	---	100.0000	B	15/10/2019
503,753	1,000.00	0.32	FLR Actual/360	16/09/2021	2	---	16/03 - 16/09	---	1	GGB-FLT-160921-02Y-0.319-1.000	---	---	---	---	---	---	---	---	---
3,000,000	1,000.00	3.38	Actual/Actual	15/02/2025	7	---	15/02	3.38	1	GGB-FXD-150225-07Y-3.375-1.000	---	---	---	---	---	---	---	---	---
250,250	1,000.00	2.90	Actual/Actual	20/03/2023	4	---	20/03	2.90	1	GGB-FXD-200323-04Y-2.900-1.000	---	---	---	---	---	---	---	---	---
964,000	1,000.00	3.25	Actual/Actual	20/03/2025	6	---	20/03	3.25	1	GGB-FXD-200325-06Y-3.250-1.000	---	---	---	---	---	---	---	---	---
2,100,000	1,000.00	3.55	Actual/Actual	20/03/2026	7	---	20/03	3.55	1	GGB-FXD-200326-07Y-3.550-1.000	---	---	---	---	---	---	---	---	---
5,500,000	1,000.00	1.50	Actual/Actual	18/06/2030	10	---	18/06	1.50	1	GGB-FXD-180630-10Y-1.500-1.000	---	---	---	---	---	---	---	---	---

Government Bonds Notes

Transactions Volume = (Pieces) * (Nominal Price). Transactions Value = (Pieces) * (Nominal Price) * (price %) + (Accrued interest).

The Value of current coupon for the issues with NV 0.01 euro refers to NV 100 euros

FLR: Floating Interest Rate.

[1] - The Expiration Date of the interest bearing period and the Date for coupon payment.

Government Bonds

Number Listed Bonds	Nominal price	Today's Rate	Accrued Interest Calc	Exp. Date [1]	Duration (years)	Note	Coupons Date	Curr. coupon value	Trading Unit	Government Bonds	Price min	Price max	Closing price	Previous closing price/date	Volume	Transactions Value	Price	Last order Buy / Sell	Date
3,314,250	1,000.00	3.25	Actual/Actual	20/03/2050	30	---	20/03	3.25	1	GGB-FXD-200350-30Y-3.250-1.000	---	---	---	---	---	---	---	---	---
2,000,000	1,000.00	2.00	Actual/Actual	22/04/2027	7	---	22/04	2.00	1	GGB-FXD-220427-07Y-2.000-1.000	---	---	---	---	---	---	99.9000	B	22/04/2020
2,500,000	1,000.00	1.88	Actual/Actual	23/07/2026	7	---	23/07	1.88	1	GGB-FXD-230726-07Y-1.875-1.000	---	---	---	---	---	---	---	---	---

Government Bonds Notes

Transactions Volume = (Pieces) * (Nominal Price). Transactions Value = (Pieces) * (Nominal Price) * (price %) + (Accrued interest).

The Value of current coupon for the issues with NV 0.01 euro refers to NV 100 euros

FLR: Floating Interest Rate.

[1] - The Expiration Date of the interest bearing period and the Date for coupon payment.

Treasury Bills & Zero Coupon Government Bonds

Issue Date	13-Week Maturity									26-Week Maturity									52-Week Maturity								
	Exp. Date	Initial Rate	Num Listed Bonds	Nominal price	Issue price	Last Trade Price	Last Trade Date	Volume Traded	Note	Exp. Date	Initial Rate	Num Listed Bonds	Nominal price	Issue price	Last Trade Price	Last Trade Date	Volume Traded	Note	Exp. Date	Initial Rate	Num Listed Bonds	Nominal price	Issue price	Last Trade Price	Last Trade Date	Volume Traded	Note
13/12/2019	---	---	---	---	---	---	---	---	---	---	---	---	---	---	---	---	---	---	11/12/2020	0.07	1,000,000	1,000.00	999.30	---	---	---	---
13/03/2020	---	---	---	---	---	---	---	---	---	---	---	---	---	---	---	---	---	---	12/03/2021	0.24	600,000	1,000.00	1,000.00	---	---	---	---
12/06/2020	---	---	---	---	---	---	---	---	---	---	---	---	---	---	---	---	---	---	11/06/2021	0.25	1,600,000	1,000.00	997.49	---	---	---	---
11/09/2020	---	---	---	---	---	---	---	---	---	---	---	---	---	---	---	---	---	---	10/09/2021	0.00	1,000,000	1,000.00	1,000.00	---	---	---	---

Bonds in Circulation	Currency / Min nominal traded Value	Coupons Payment Date	Current Coupon Value	Note	Coupon	Trading Unit	Issue Date	Duration (years)	Today's Interest	A.I.C in days	Bonds	Last price of previous days		Last Outcry in Cash (euro)			Trades in Pieces	Life min	Life Max
												Price	Buy / Sell	Price	Buy / Sell	Date			
Corporate Bonds in Foreign Currency and Euro																			
103,746	GBP / 10	01/12	0.25	---	61	1	01/12/1930	98	2.5	360	National Mortgage Bank	2.27	05/02/1996	2.27	S	05/02/1996	---	2.27	2.27
0	GBP / 10	01/12	0.25	---	63	1	01/12/1928	100	2.5	360	National Mortgage Bank	---	---	---	---	---	---	---	---

Government Bonds Notes

A.I.C: Accrued Interest Calculation base.

FLR: Floating Interest Rate.

The minimum tradeable Nominal Value for all Demeterialised Government Titles is 100 Euros.

(μτφρ-0)

Athex & ATHEXClear Members List

Member Name				Stock Market			Derivatives Market		ATHEXClear Member	
	Address	Phone	Fax	Market Member	Remote Member	Market Maker	Proprietary	Market Maker	General Clearing	Direct Clearing
A. SARRIS SECURITIES S.A.				a						
6, ΔΡΑΓΑΤΣΑΝΙΟΥ 6 ΑΘΗΝΑ	2103367700									
AEONIC SECURITIES C.I.F. P.L.C.				a	a					
, ΛΑΪΟΥ 6, ΓΡ. 301B, ANNA COURT	35725337600									
ALPHA BANK A.E.									a	
103, AVE. ATHINON ATHINA	+30 2103436820	210-3436270								
40, STADIΟΥ STR ATHINA	(210)-3260000	(210)-3264116								
	(210)-3265546	(210)-3265811								
ALPHA FINANCE INVESTMENT SERVICES S.A.				a		a	a	a		a
5, ΜΕΡΑΙΝ 5 ΑΘΗΝΑ	2103677400									
ARGUS STOCKBROKERS LTD				a	a		a			
25 , 25 ΛΕΩΦΟΡΟΣ ΔΗΜΟΣΘΕΝΗ ΣΕΒΕΡΗ	0035722717000									
ATLANTIC SECURITIES LTD				a	a					
37, ΠΡΟΔΡΟΜΟΥ 37	0035722445400									
ΑΧΟΝ SECURITIES S.A.				a			a			
48, ΣΤΑΔΙΟΥ 48 ΑΘΗΝΑ	2103363800									
BETA SECURITIES S.A.				a		a	a			a
29 , ΑΛΕΞΑΝΔΡΑΣ 29 ΑΘΗΝΑ	2106478930									
BNP PARIBAS SECURITIES SERVICES									a	
2, ΛΑΜΨΑΚΟΥ 2 ΑΘΗΝΑ	2107468500									
BOFA SECURITIES EUROPE SA				a	a					
, 112 AVENUE KL?BER 75116	+33 153655555									
CAPITAL SECURITIES S.A.				a			a			
58, ΜΗΤΡΟΠΟΛΕΩΣ 58 ΑΘΗΝΑ	2103369700									
CFS SECURITIES INVESTMENT SERVICES S.A.				a						
3, ΠΑΠΑΡΡΗΓΟΠΟΥΛΟΥ 3 ΑΘΗΝΑ	2103360800									
CITIGROUP GLOBAL MARKETS EUROPE AG				a	a					
16, REUTERWEG 16 FRANKFURT	+49 691366-0									
CITIGROUP GLOBAL MARKETS LIMITED				a	a					
1, 33 CANADA SQUARE -CANARY WHARF	+44 02079864000									
CREDIT SUISSE SECURITIES (EUROPE) LIMITED				a	a					
1 , ONE CABOT SQUARE LONDON	+44 2078888888									
CREDIT SUISSE SECURITIES SOCIEDAD DE VALORES SA				a	a					
, CALLE AYALA 42, 3A PLANTA-B MADRID	+34917916000									
CYCLOS SECURITIES S.A.				a			a			a
39, ΠΑΝΕΠΙΣΤΗΜΙΟΥ 39 ΑΘΗΝΑ	2103364300									
DEUTSCHE BANK S.A.					a					
1 , GREAT WINCHESTER STREET LONDON	+44 20 754 54209	00441133361437								
DYNAMIC SECURITIES S.A.				a			a			a
, ΤΡΑΛΛΕΩΝ 2 & Α ΣΥΓΓΡΟΥ 223 ΝΕΑ ΣΜΥΡΝΙ	2103677700									
EUROBANK EQUITIES INVESTMENT FIRM S.A				a		a	a	a		a
, ΦΙΛΕΛΛΗΝΩΝ 10 & ΞΕΝΟΦΩΝΤΟΣ 13 ΑΘΗΝΑ	2103720425									
EUROBANK S.A.									a	
, ΘΘΩΝΟΣ 8 ΑΘΗΝΑ	2103337000									
EUROCORP INVESTMENT SERVICES S.A.				a			a			a
14, ΠΛ.ΦΙΛΙΚΗΣ ΕΤΑΙΡΕΙΑΣ 14 ΑΘΗΝΑ	2107263600									
EUROTRUST INVESTMENT FIRM SA				a						
113, ΣΕΒΑΣΤΟΥΠΟΛΕΩΣ 113 ΑΘΗΝΑ	2103363100									
EUROXX SECURITIES S.A.				a		a	a	a		a
7, ΠΑΛΑΙΟΛΟΓΟΥ ΧΑΛΑΝΔΡΙ	(210)-6879400	(210)-6879401								
7, ΠΑΛΕΟΛΟΓΟΥ ΧΑΛΑΝΔΡΙ	+30 2106879400	210-6879401								
G. A. PERVANAS SECURITIES- INVESTMENT SERVICES S.A.				a						
7-9, ΣΟΦΟΚΛΕΟΥΣ 7-9 ΑΘΗΝΑ	2103727200									
GLOBAL CAPITAL SECURITIES & FINANCIAL SERVICES LTD				a	a					
50, ΛΑΡΧΙΕΠΙΣΚΟΠΟΥ ΜΑΚΑΡΙΟΥ Γ50	0035722710710									
HELLENIC AMERICAN SECURITIES S.A.				a		a	a			a
27, ΑΝΔΡΕΑ ΠΑΠΑΝΔΡΕΟΥ 27 ΜΑΡΟΥΣΙ	2103311100									
HELLENIC BANK (INVESTMENTS) LTD					a					
, AVE. KYRIAKΟΥ MATSI 31 - PO BOX 24747 NICOSIA	+357 22500100	357 22500110								
HSBC FRANCE									a	
109-111, Α.ΜΕΣΟΓΕΙΩΝ 109-111	2106960000									
INDEX SECURITIES S.A.				a						
6, ΔΡΑΓΑΤΣΑΝΙΟΥ 6 ΑΘΗΝΑ	2103213920									

Athex & ATHEXClear Members List

Member Name				Stock Market			Derivatives Market		ATHEXClear Member	
	Address	Phone	Fax	Market Member	Remote Member	Market Maker	Proprietary	Market Maker	General Clearing	Direct Clearing
J. CHR. MAVRIKIS SECURITIES S.A.				a						
5, ΣΟΦΟΚΛΕΟΥΣ 5 ATHINA	2103216730									
KAPPA SECURITIES S.A.				a			a			
15, ΒΑΛΑΩΡΙΤΟΥ 15 ATHINA	2103678600									
KARAMANOF SECURITIES & INVESTMENT SERVICES S.A.				a						
2, ΠΛ.ΑΓ.ΘΕΟΔΩΡΩΝ 2 ATHINA	2103212947									
LAIKI FINANCIAL SERVICES LTD					a					
26, AVE. VYRONOS NICOSIA	357 22367367	357 22718567								
LEON DEPOLAS SECURITIES S.A.				a		a	a			
1, ΧΡΗΣΤΟΥ ΛΑΔΑ 1 ATHINA	2103213276 -28									
MEGA EQUITY SECURITIES & FINANCIAL SERVICES PUBLIC LTD				a	a		a			
42-44, ΛΕΩΦ.ΓΡΙΒΑ ΔΙΓΕΝΗ 42-44	0035722711711									
MERIT SECURITIES S.A.				a		a	a			a
5, ΣΟΦΟΚΛΕΟΥΣ 5 ATHINA	2103671880									
MERRILL LYNCH INTERNATIONAL				a	a					
2, 2 KING EDWARD STREET LONDON	+44 20276281000									
N. CHRYSOCHOIDIS SECURITIES S.A.				a			a			a
7-9, ΣΟΦΟΚΛΕΟΥΣ 7-9 ATHINA	2103213913									
NATIONAL BANK OF GREECE S.A.				a		a	a		a	
86, ΑΙΟΛΟΥ STR. ATHINA	(210)-3341000	(210)-3228187								
68, ΑΚΑΔΙΜΙΑΣ STR. ATHINA	(210)-3328817	(210)-3328678								
NATIONAL SECURITIES S.A.				a		a	a	a		
66, ΛΕΩΦ. ΚΗΦΙΣΙΑΣ 66 (ΚΤΗΡΙΟ Α) MAROUSI	2103328784									
NUNTIUS BROKERAGE AND INVESTMENT SERVICES S.A.				a						
6, ΔΡΑΓΑΤΣΑΝΙΟΥ 6 ATHINA	2103350599									
ONE PLUS CAPITAL LIMITED				a	a					
, 75 PRODROMOU AVENUE NICOSIA 1307	35722873760									
OPTIMA BANK S.A.				a		a	a	a	a	
32, ΑΙΓΙΑΛΕΙΑΣ 32 & ΠΑΡΑΔΕΙΣΟΥ MAROUSI	2108173111									
PANTELAKIS SECURITIES S.A.				a		a	a	a		
57, ΕΘΝΙΚΗΣ ΑΝΤΙΣΤΑΣΕΩΣ 57, ΚΤΙΡΙΟ Β CHALANDRI	2106965000									
PEGASUS SECURITIES S.A.				a			a			
17, ΒΑΛΑΩΡΙΤΟΥ 17 & ΑΜΕΡΙΚΗΣ ATHINA	2103670700									
PIRAEUS BANK S.A.				a			a		a	
4, ΑΜΕΡΙΚΗΣ STR. ATHINA	(210)-3335000	(210)-3335079								
4, ΑΜΕΡΙΚΗΣ STR ATHINA	(210)-3335918	(210)-3254207								
4, ΑΜΕΡΙΚΗΣ ATHINA	+30 2103335000	210-3335079								
PIRAEUS SECURITIES S. A.				a		a	a	a		a
10, ΣΤΑΔΙΟΥ 10 ATHINA	2103354100									
PROCHOICE SECURITIES LTD				a	a					
57, ΛΕΩΦ.ΣΠΥΡΟΥ ΚΥΠΡΙΑΝΟΥ 57, ΑΚΙΝΗΤΑ Φ	035724661192									
SHARELINK SECURITIES & FINANCIAL SERVICES LTD				a	a		a			
6, HOUSE-ΘΕΟΤΟΚΗ 6 ΜΕΓΑΡΟ ΕΛΛΗΝΑ	+357 22554200									
SOCIETE GENERALE S.A.				a	a		a			
, 17 COURS VALMY, CEDEX	+157290504									
SOLIDUS SECURITIES S.A.				a			a			a
64, ΛΟΥΙΖΗΣ ΠΙΑΝΚΟΥΡ 64 ATHINA	2106900600									
ST. EM. LAVRENTAKIS SECURITIES S.A.				a			a			
7-9, ΣΟΦΟΚΛΕΟΥΣ 7-9 ATHINA	2103213336									
THE CYPRUS INVESTMENT & SECURITIES CORPORATION LTD				a	a					
154, ΛΕΩΦ. ΛΕΜΕΣΟΥ 154	0035722121700									
UBS EUROPE SE				a	a					
, OPERNTURM, BOCKENHEIMER LANDSTRASSE 2-4	496921790									
UBS LIMITED					a					
1, FINSBURY AVENUE LONDON	+44 2075687135									

List of Stocks under Market Making operations

Securities	Market Maker	Start Market Making	Stock Category
MLS MULTIMEDIA SA (CR)			Suspension Status
	PIRAEUS SECURITIES S. A.	01/08/2019	
ALPHA ETF FTSE Athex Large Cap			Exchange Traded Funds (ETFs)
	ALPHA FINANCE INVESTMENT SERVICES S.A.	02/01/1900	
	NATIONAL SECURITIES S.A.	02/01/1900	
ADMIE (IPTO) HOLDING S.A. (CR)			Main Market
	HELLENIC AMERICAN SECURITIES S.A.	09/03/2020	
	PIRAEUS SECURITIES S. A.	29/06/2017	
AEGEAN AIRLINES (CR)			Main Market
	EUROBANK EQUITIES INVESTMENT FIRM S.A	22/09/2020	
ALPHA BANK (CR)			Main Market
	ALPHA FINANCE INVESTMENT SERVICES S.A.	29/02/2016	
	EUROBANK EQUITIES INVESTMENT FIRM S.A	22/10/2006	
	HELLENIC AMERICAN SECURITIES S.A.	25/07/2014	
	LEON DEPOLAS SECURITIES S.A.	04/01/2016	
	MERIT SECURITIES S.A	03/09/2012	
	NATIONAL SECURITIES S.A.	02/01/1900	
	PIRAEUS SECURITIES S. A.	28/05/2009	
AS COMPANY SA (CR)			Main Market
	EUROBANK EQUITIES INVESTMENT FIRM S.A	01/04/2019	
ATTICA BANK S.A. (CR)			Main Market
	EUROBANK EQUITIES INVESTMENT FIRM S.A	11/11/2019	
	EUROXX SECURITIES S.A.	22/01/2016	
	PIRAEUS SECURITIES S. A.	20/09/2017	
ATTICA HOLDINGS (CR)			Main Market
	HELLENIC AMERICAN SECURITIES S.A.	28/12/2017	
AUTOHELLAS SA (CR)			Main Market
	ALPHA FINANCE INVESTMENT SERVICES S.A.	01/07/2019	
	EUROXX SECURITIES S.A.	02/07/2018	
AVAX S.A. (CR)			Main Market
	EUROBANK EQUITIES INVESTMENT FIRM S.A	14/12/2015	
AVE (CR)			Main Market
	EUROXX SECURITIES S.A.	05/06/2020	
BRIQ PROPERTIES (CR)			Main Market
	EUROBANK EQUITIES INVESTMENT FIRM S.A	09/09/2019	
BYTE COMPUTER SA (CR)			Main Market
	MERIT SECURITIES S.A	04/08/2008	
CC HBC AG (CR)			Main Market
	NATIONAL SECURITIES S.A.	02/01/1900	
	PIRAEUS SECURITIES S. A.	04/05/2015	
CENERGY HOLDINGS (CB)			Main Market
	ALPHA FINANCE INVESTMENT SERVICES S.A.	02/01/2016	
	EUROBANK EQUITIES INVESTMENT FIRM S.A	02/01/2016	
CNL CAPITAL (CR)			Main Market
	MERIT SECURITIES S.A	01/10/2018	
EKTER SA (CR)			Main Market
	EUROBANK EQUITIES INVESTMENT FIRM S.A	16/10/2017	
	LEON DEPOLAS SECURITIES S.A.	21/05/2018	
ELASTRON (CR)			Main Market
	LEON DEPOLAS SECURITIES S.A.	20/02/2017	
ELLAKTOR (CR)			Main Market
	ALPHA FINANCE INVESTMENT SERVICES S.A.	18/03/2019	
	EUROBANK EQUITIES INVESTMENT FIRM S.A	01/06/2012	
	EUROXX SECURITIES S.A.	24/09/2018	
	NATIONAL SECURITIES S.A.	02/01/1900	
	PIRAEUS SECURITIES S. A.	22/10/2018	
ELTON SA (CR)			Main Market
	BETA SECURITIES S.A.	03/09/2012	
	LEON DEPOLAS SECURITIES S.A.	01/04/2019	
ELVALHALCOR (CR)			Main Market
	ALPHA FINANCE INVESTMENT SERVICES S.A.	07/05/2018	
	EUROBANK EQUITIES INVESTMENT FIRM S.A	07/05/2018	
ELVE SA (CR)			Main Market
	LEON DEPOLAS SECURITIES S.A.	02/11/2020	
ENTERSOFT (CR)			Main Market
	EUROBANK EQUITIES INVESTMENT FIRM S.A	22/06/2020	

List of Stocks under Market Making operations

Securities	Stock Category
Market Maker	Start Market Making
EUROBANK HOLDINGS (CR)	Main Market
ALPHA FINANCE INVESTMENT SERVICES S.A.	09/01/2006
EUROBANK EQUITIES INVESTMENT FIRM S.A	01/06/2012
HELLENIC AMERICAN SECURITIES S.A.	25/07/2014
LEON DEPOLAS SECURITIES S.A.	30/11/2018
MERIT SECURITIES S.A	06/11/2017
NATIONAL SECURITIES S.A.	02/01/1900
PIRAEUS SECURITIES S. A.	28/09/2009
EUROPEAN RELIANCE INSUR. (CR)	Main Market
PANTELAKIS SECURITIES S.A.	15/07/2019
EYDAP S.A. (CR)	Main Market
ALPHA FINANCE INVESTMENT SERVICES S.A.	27/01/2020
EUROBANK EQUITIES INVESTMENT FIRM S.A	10/06/2019
FOURLIS (CR)	Main Market
EUROBANK EQUITIES INVESTMENT FIRM S.A	01/12/2016
PIRAEUS SECURITIES S. A.	06/03/2017
GEK TERNA (CR)	Main Market
PIRAEUS SECURITIES S. A.	29/08/2019
GR. SARANTIS S.A. (CR)	Main Market
BETA SECURITIES S.A.	14/05/2012
EUROBANK EQUITIES INVESTMENT FIRM S.A	24/10/2016
HELLENIC EXCHANGES-A.S.E. (CR)	Main Market
HELLENIC AMERICAN SECURITIES S.A.	01/09/2014
NATIONAL SECURITIES S.A.	02/01/1900
PIRAEUS SECURITIES S. A.	04/05/2015
HELLENIC PETROLEUM (CR)	Main Market
HELLENIC AMERICAN SECURITIES S.A.	14/09/2015
PIRAEUS SECURITIES S. A.	20/03/2017
IKTINOS HELLAS SA (CR)	Main Market
ALPHA FINANCE INVESTMENT SERVICES S.A.	01/04/2019
EUROBANK EQUITIES INVESTMENT FIRM S.A	25/02/2019
NATIONAL SECURITIES S.A.	02/01/1900
INTERCONTINENTAL (CR)	Main Market
LEON DEPOLAS SECURITIES S.A.	03/06/2019
INTRACOM HOLDINGS (CR)	Main Market
LEON DEPOLAS SECURITIES S.A.	08/10/2018
JUMBO SA (CR)	Main Market
EUROBANK EQUITIES INVESTMENT FIRM S.A	25/05/2020
MERIT SECURITIES S.A	06/11/2017
PIRAEUS SECURITIES S. A.	06/03/2017
KARAMOLEGOS SA (CR)	Main Market
EUROXX SECURITIES S.A.	04/10/2019
KLOUKINAS - LAPPAS SA (CR)	Main Market
BETA SECURITIES S.A.	22/09/2014
KRI-KRI S.A. (CR)	Main Market
EUROBANK EQUITIES INVESTMENT FIRM S.A	07/05/2018
LEON DEPOLAS SECURITIES S.A.	16/01/2017
LAMDA DEVELOPMENT SA (CR)	Main Market
EUROBANK EQUITIES INVESTMENT FIRM S.A	08/12/2014
PANTELAKIS SECURITIES S.A.	06/11/2017
PIRAEUS SECURITIES S. A.	29/06/2017
LAMPSA HOTEL SA (CR)	Main Market
LEON DEPOLAS SECURITIES S.A.	16/01/2017
MARFIN INVESTMENT GROUP (CR)	Main Market
EUROBANK EQUITIES INVESTMENT FIRM S.A	23/03/2015
PIRAEUS SECURITIES S. A.	02/02/2009
MOTOR OIL (CR)	Main Market
EUROBANK EQUITIES INVESTMENT FIRM S.A	22/10/2006
HELLENIC AMERICAN SECURITIES S.A.	01/09/2014
LEON DEPOLAS SECURITIES S.A.	01/04/2019
MERIT SECURITIES S.A	25/02/2019
NATIONAL SECURITIES S.A.	02/01/1900
PIRAEUS SECURITIES S. A.	04/05/2015
MYTILINEOS (CR)	Main Market
ALPHA FINANCE INVESTMENT SERVICES S.A.	15/04/2019
EUROBANK EQUITIES INVESTMENT FIRM S.A	20/09/2017
MERIT SECURITIES S.A	25/02/2019
NATIONAL SECURITIES S.A.	02/01/1900
PIRAEUS SECURITIES S. A.	04/05/2015

List of Stocks under Market Making operations

Securities	Market Maker	Start Market Making	Stock Category
NATIONAL BANK (CR)			
	ALPHA FINANCE INVESTMENT SERVICES S.A.	09/01/2006	Main Market
	EUROBANK EQUITIES INVESTMENT FIRM S.A	22/10/2006	
	HELLENIC AMERICAN SECURITIES S.A.	25/07/2014	
	LEON DEPOLAS SECURITIES S.A.	20/05/2015	
	MERIT SECURITIES S.A	03/09/2012	
	NATIONAL SECURITIES S.A.	02/01/1900	
	PIRAEUS SECURITIES S. A.	08/09/2008	
OPAP (CR)			
	ALPHA FINANCE INVESTMENT SERVICES S.A.	09/01/2006	Main Market
	EUROBANK EQUITIES INVESTMENT FIRM S.A	22/10/2006	
	HELLENIC AMERICAN SECURITIES S.A.	25/07/2014	
	MERIT SECURITIES S.A	20/03/2017	
	NATIONAL SECURITIES S.A.	02/01/1900	
	PIRAEUS SECURITIES S. A.	04/05/2015	
OTE (CR)			
	ALPHA FINANCE INVESTMENT SERVICES S.A.	09/01/2006	Main Market
	EUROBANK EQUITIES INVESTMENT FIRM S.A	22/10/2006	
	HELLENIC AMERICAN SECURITIES S.A.	25/07/2014	
	LEON DEPOLAS SECURITIES S.A.	20/04/2015	
	MERIT SECURITIES S.A	20/03/2017	
	NATIONAL SECURITIES S.A.	02/01/1900	
	PIRAEUS SECURITIES S. A.	08/09/2008	
P.P.A. S.A. (CR)			
	EUROBANK EQUITIES INVESTMENT FIRM S.A	06/02/2019	Main Market
PAPOUTSANIS (CR)			
	ALPHA FINANCE INVESTMENT SERVICES S.A.	19/11/2018	Main Market
	BETA SECURITIES S.A.	25/11/2013	
PETROPOULOS PETROS (CR)			
	EUROBANK EQUITIES INVESTMENT FIRM S.A	01/04/2019	Main Market
	PANTELAKIS SECURITIES S.A.	16/03/2020	
PIRAEUS BANK (CR)			
	ALPHA FINANCE INVESTMENT SERVICES S.A.	15/04/2019	Main Market
	EUROBANK EQUITIES INVESTMENT FIRM S.A	22/10/2006	
	EUROXX SECURITIES S.A.	15/02/2016	
	HELLENIC AMERICAN SECURITIES S.A.	25/07/2014	
	LEON DEPOLAS SECURITIES S.A.	30/11/2018	
	MERIT SECURITIES S.A	16/09/2013	
	NATIONAL SECURITIES S.A.	02/01/1900	
	PIRAEUS SECURITIES S. A.	16/02/2009	
PLAISIO COMPUTERS SA (CR)			
	EUROBANK EQUITIES INVESTMENT FIRM S.A	02/03/2015	Main Market
PPC (CR)			
	ALPHA FINANCE INVESTMENT SERVICES S.A.	09/01/2006	Main Market
	EUROBANK EQUITIES INVESTMENT FIRM S.A	22/10/2006	
	HELLENIC AMERICAN SECURITIES S.A.	01/09/2014	
	MERIT SECURITIES S.A	06/11/2017	
	NATIONAL SECURITIES S.A.	02/01/1900	
	PIRAEUS SECURITIES S. A.	28/09/2009	
PROFILE SA (CR)			
	PANTELAKIS SECURITIES S.A.	01/07/2019	Main Market
QUEST HOLDINGS (CR)			
	BETA SECURITIES S.A.	26/03/2018	Main Market
	EUROBANK EQUITIES INVESTMENT FIRM S.A	28/01/2019	
SPIROY AGRICULTURE SA (CR)			
	EUROBANK EQUITIES INVESTMENT FIRM S.A	02/09/2019	Main Market
TERNA ENERGY (CR)			
	PIRAEUS SECURITIES S. A.	09/12/2019	Main Market
THRACE PLASTICS SA (CR)			
	ALPHA FINANCE INVESTMENT SERVICES S.A.	26/03/2018	Main Market
	EUROBANK EQUITIES INVESTMENT FIRM S.A	26/03/2018	
TITAN CEMENT (CB)			
	EUROBANK EQUITIES INVESTMENT FIRM S.A	06/11/2019	Main Market
VIOHALCO SA/NV (CB)			
	ALPHA FINANCE INVESTMENT SERVICES S.A.	11/03/2008	Main Market
	EUROBANK EQUITIES INVESTMENT FIRM S.A	04/03/2014	
	MERIT SECURITIES S.A	17/03/2014	

Underlying Asset				Derivatives Market													
Price max	Price min	Closing price	change	Delivery Month	Open price	Price max	Price min	Last price	Closing price	Last Bid	Last Ask	Fixing price*	Life high	Life low	Trades	Volume	Open Interest
FTSE/Athex Large Cap (Trade Unit: 1 Index Point x 2€, Cash Settlement)																	
1,387.50	1,366.43	1,381.22	-0.45%	November 2020	1,380.00	1,380.00	1,358.75	1,368.25	1,368.25	---	---	---	1,586.75	---	242	901	3,831
				December 2020	1,370.00	1,374.25	1,359.00	1,365.00	1,365.00	---	---	---	1,511.50	---	19	75	181
				January 2021	---	---	---	---	1,393.00	---	---	---	---	---	---	---	---
				March 2021	---	---	---	---	1,397.75	---	---	---	---	---	---	---	---
				June 2021	---	---	---	---	1,404.75	---	---	---	---	---	---	---	---
				September 2021	---	---	---	---	1,411.75	---	---	---	---	---	---	---	---

Derivatives notes

Fixing prices and final open positions can be retrieved from the following path <http://www.helex.gr/el/web/guest/statistics-end-of-day-derivatives>

Underlying Asset				Derivatives Market													
Price max	Price min	Closing price	change	Delivery Month	Open price	Price max	Price min	Last price	Closing price	Last Bid	Last Ask	Fixing price*	Life high	Life low	Trades	Volume	Open Interest
ADMIE (IPTO) HOLDING S.A. (CR)																	
(Contract Size: 100 Securities, Physical Delivery)																	
2.21	2.13	2.2	2.33%	December 2020	2.17	2.20	2.16	2.20	2.20	---	---	---	2.42	---	20	42	3,616
---	---	---	---	March 2021	---	---	---	---	2.17	---	---	---	---	---	---	---	---
---	---	---	---	June 2021	---	---	---	---	2.18	---	---	---	---	---	---	---	---
---	---	---	---	September 2021	---	---	---	---	2.19	---	---	---	---	---	---	---	---
ALPHA BANK (CR)																	
(Contract Size: 100 Securities, Physical Delivery)																	
0.427	0.413	0.4164	-2.71%	December 2020	0.428	0.428	0.413	0.416	0.416	---	---	---	0.617	---	166	4,309	68,708
---	---	---	---	March 2021	---	---	---	---	0.431	---	---	---	---	---	---	---	---
---	---	---	---	June 2021	---	---	---	---	0.433	---	---	---	---	---	---	---	---
---	---	---	---	September 2021	---	---	---	---	0.436	---	---	---	---	---	---	---	---
ATTICA BANK S.A. (CR)																	
(Contract Size: 100 Securities, Physical Delivery)																	
0.14	0.1374	0.1394	-0.43%	December 2020	---	---	---	---	0.140	---	---	---	0.190	---	---	---	362
---	---	---	---	March 2021	---	---	---	---	0.141	---	---	---	---	---	---	---	---
---	---	---	---	June 2021	---	---	---	---	0.142	---	---	---	---	---	---	---	---
---	---	---	---	September 2021	---	---	---	---	0.142	---	---	---	---	---	---	---	---
CC HBC AG (CR)																	
(Contract Size: 100 Securities, Physical Delivery)																	
20.27	19.9	19.915	-2.19%	December 2020	19.85	19.89	19.61	19.61	19.61	---	---	---	22.97	---	6	19	187
---	---	---	---	March 2021	---	---	---	---	20.51	---	---	---	---	---	---	---	---
---	---	---	---	June 2021	---	---	---	---	20.61	---	---	---	---	---	---	---	---
---	---	---	---	September 2021	---	---	---	---	20.72	---	---	---	---	---	---	---	---
CENERGY HOLDINGS (CB)																	
(Contract Size: 100 Securities, Physical Delivery)																	
1.548	1.5	1.54	-0.65%	December 2020	1.57	1.58	1.52	1.54	1.54	---	---	---	1.59	---	25	103	6,170
---	---	---	---	March 2021	---	---	---	---	1.56	---	---	---	1.45	---	---	---	---
---	---	---	---	June 2021	---	---	---	---	1.57	---	---	---	---	---	---	---	---
---	---	---	---	September 2021	---	---	---	---	1.58	---	---	---	---	---	---	---	---
ELLAKTOR (CR)																	
(Contract Size: 100 Securities, Physical Delivery)																	
1.348	1.31	1.348	1.20%	December 2020	1.35	1.35	1.31	1.34	1.34	---	---	---	1.57	---	29	187	6,868
---	---	---	---	March 2021	---	---	---	---	1.34	---	---	---	---	---	---	---	---
---	---	---	---	June 2021	---	---	---	---	1.35	---	---	---	---	---	---	---	---
---	---	---	---	September 2021	---	---	---	---	1.36	---	---	---	---	---	---	---	---
EUROBANK HOLDINGS (CR)																	
(Contract Size: 100 Securities, Physical Delivery)																	
0.3091	0.2981	0.3091	1.01%	December 2020	0.306	0.308	0.298	0.308	0.308	---	---	---	0.435	---	70	1,627	42,399
---	---	---	---	March 2021	---	---	---	---	0.308	---	---	---	---	---	---	---	---
---	---	---	---	June 2021	---	---	---	---	0.310	---	---	---	---	---	---	---	---
---	---	---	---	September 2021	---	---	---	---	0.311	---	---	---	---	---	---	---	---

Derivatives notes

Fixing prices and final open positions can be retrieved from the following path <http://www.helex.gr/el/web/guest/statistics-end-of-day-derivatives>

Underlying Asset				Derivatives Market													
Price max	Price min	Closing price	change	Delivery Month	Open price	Price max	Price min	Last price	Closing price	Last Bid	Last Ask	Fixing price*	Life high	Life low	Trades	Volume	Open Interest
EYDAP S.A. (CR)				(Contract Size: 100 Securities, Physical Delivery)													
6.73	6.56	6.68	-1.18%	December 2020	6.52	6.56	6.52	6.56	6.56	---	---	---	7.51	---	2	2	65
				March 2021	---	---	---	---	6.81	---	---	---	---	---	---	---	---
				June 2021	---	---	---	---	6.84	---	---	---	---	---	---	---	---
				September 2021	---	---	---	---	6.88	---	---	---	---	---	---	---	---
FOURLIS (CR)				(Contract Size: 100 Securities, Physical Delivery)													
3.265	3.165	3.215	1.10%	December 2020	3.20	3.23	3.18	3.18	3.18	---	---	---	4.50	---	6	13	426
				March 2021	---	---	---	---	3.20	---	---	---	---	---	---	---	---
				June 2021	---	---	---	---	3.22	---	---	---	---	---	---	---	---
				September 2021	---	---	---	---	3.24	---	---	---	---	---	---	---	---
GEK TERNA (CR)				(Contract Size: 100 Securities, Physical Delivery)													
5.87	5.75	5.81	-0.68%	December 2020	5.82	5.84	5.79	5.79	5.79	---	---	---	6.87	---	10	14	2,947
				March 2021	---	---	---	---	5.89	---	---	---	---	---	---	---	---
				June 2021	---	---	---	---	5.92	---	---	---	---	---	---	---	---
				September 2021	---	---	---	---	5.95	---	---	---	---	---	---	---	---
HELLENIC EXCHANGES-A.S.E. (CR)				(Contract Size: 100 Securities, Physical Delivery)													
2.55	2.49	2.55	0.00%	December 2020	2.53	2.53	2.51	2.52	2.52	---	---	---	3.06	---	3	7	1,777
				March 2021	---	---	---	---	2.57	---	---	---	2.48	---	---	---	2
				June 2021	---	---	---	---	2.58	---	---	---	---	---	---	---	---
				September 2021	---	---	---	---	2.59	---	---	---	---	---	---	---	---
HELLENIC PETROLEUM (CR)				(Contract Size: 100 Securities, Physical Delivery)													
4.18	4.08	4.15	0.24%	December 2020	4.15	4.16	4.09	4.14	4.14	---	---	---	5.30	---	21	155	1,841
				March 2021	---	---	---	---	4.17	---	---	---	---	---	---	---	---
				June 2021	---	---	---	---	4.19	---	---	---	---	---	---	---	---
				September 2021	---	---	---	---	4.21	---	---	---	---	---	---	---	---
INTRACOM HOLDINGS (CR)				(Contract Size: 100 Securities, Physical Delivery)													
0.656	0.637	0.656	0.92%	December 2020	---	---	---	---	0.652	---	---	---	0.804	---	---	---	853
				March 2021	---	---	---	---	0.655	---	---	---	---	---	---	---	---
				June 2021	---	---	---	---	0.658	---	---	---	---	---	---	---	---
				September 2021	---	---	---	---	0.661	---	---	---	---	---	---	---	---
JUMBO SA (CR)				(Contract Size: 100 Securities, Physical Delivery)													
13.27	12.71	13.27	0.68%	December 2020	12.93	13.25	12.75	13.17	13.17	---	---	---	16.64	---	53	137	790
				March 2021	---	---	---	---	13.28	---	---	---	---	---	---	---	---
				June 2021	---	---	---	---	13.34	---	---	---	---	---	---	---	---
				September 2021	---	---	---	---	13.41	---	---	---	---	---	---	---	---

Derivatives notes

Fixing prices and final open positions can be retrieved from the following path <http://www.helex.gr/el/web/guest/statistics-end-of-day-derivatives>

Underlying Asset				Derivatives Market													
Price max	Price min	Closing price	change	Delivery Month	Open price	Price max	Price min	Last price	Closing price	Last Bid	Last Ask	Fixing price*	Life high	Life low	Trades	Volume	Open Interest
LAMDA DEVELOPMENT SA (CR)				(Contract Size: 100 Securities, Physical Delivery)													
5.05	4.98	5.05	0.00%	December 2020	4.99	5.05	4.99	5.01	5.01	---	---	---	5.99	---	14	56	1,635
				March 2021	---	---	---	---	5.09	---	---	---	---	---	---	---	---
				June 2021	---	---	---	---	5.11	---	---	---	---	---	---	---	---
				September 2021	---	---	---	---	5.14	---	---	---	---	---	---	---	---
MARFIN INVESTMENT GROUP (CR)				(Contract Size: 100 Securities, Physical Delivery)													
0.0264	0.0254	0.0254	-3.05%	December 2020	0.027	0.027	0.025	0.025	0.025	---	---	---	0.059	---	5	58	47,716
				March 2021	---	---	---	---	0.026	---	---	---	---	---	---	---	---
				June 2021	---	---	---	---	0.027	---	---	---	---	---	---	---	---
				September 2021	---	---	---	---	0.027	---	---	---	---	---	---	---	---
MOTOR OIL (CR)				(Contract Size: 100 Securities, Physical Delivery)													
8.095	7.99	8	-0.19%	December 2020	8.05	8.05	7.99	7.99	7.99	---	---	---	11.85	---	32	96	1,089
				March 2021	---	---	---	---	8.07	---	---	---	13.27	---	---	---	2
				June 2021	---	---	---	---	8.12	---	---	---	---	---	---	---	---
				September 2021	---	---	---	---	8.16	---	---	---	---	---	---	---	---
MYTILINEOS (CR)				(Contract Size: 100 Securities, Physical Delivery)													
9.785	9.495	9.77	1.35%	December 2020	9.56	9.80	9.49	9.75	9.75	---	---	---	10.06	---	95	400	4,244
				March 2021	9.70	9.79	9.70	9.79	9.79	---	---	---	9.79	---	3	34	---
				June 2021	---	---	---	---	9.76	---	---	---	---	---	---	---	---
				September 2021	---	---	---	---	9.81	---	---	---	---	---	---	---	---
NATIONAL BANK (CR)				(Contract Size: 100 Securities, Physical Delivery)													
0.96	0.92	0.92	-4.17%	December 2020	0.959	0.959	0.923	0.926	0.926	---	---	---	1.26	---	183	3,396	33,798
				March 2021	---	---	---	---	0.967	---	---	---	---	---	---	---	---
				June 2021	---	---	---	---	0.972	---	---	---	---	---	---	---	---
				September 2021	---	---	---	---	0.977	---	---	---	---	---	---	---	---
OPAP (CR)				(Contract Size: 100 Securities, Physical Delivery)													
7.44	7.045	7.3	-2.28%	December 2020	7.29	7.33	7.05	7.23	7.23	---	---	---	8.74	---	133	819	2,313
				March 2021	---	---	---	---	7.53	---	---	---	7.59	---	---	---	10
				June 2021	---	---	---	---	7.56	---	---	---	---	---	---	---	---
				September 2021	---	---	---	---	7.60	---	---	---	---	---	---	---	---
OTE (CR)				(Contract Size: 100 Securities, Physical Delivery)													
12.56	12.29	12.42	1.06%	December 2020	12.36	12.55	12.30	12.47	12.47	---	---	---	13.86	---	82	563	2,490
				March 2021	12.50	12.50	12.50	12.50	12.50	---	---	---	12.50	---	1	1	---
				June 2021	---	---	---	---	12.44	---	---	---	---	---	---	---	---
				September 2021	---	---	---	---	12.51	---	---	---	---	---	---	---	---

Derivatives notes

Fixing prices and final open positions can be retrieved from the following path <http://www.helex.gr/el/web/guest/statistics-end-of-day-derivatives>

Underlying Asset				Derivatives Market													
Price max	Price min	Closing price	change	Delivery Month	Open price	Price max	Price min	Last price	Closing price	Last Bid	Last Ask	Fixing price*	Life high	Life low	Trades	Volume	Open Interest
P.P.A. S.A. (CR)				(Contract Size: 100 Securities, Physical Delivery)													
17.44	17.3	17.32	-0.12%	December 2020	17.24	17.24	17.24	17.24	17.24	---	---	---	18.00	---	1	1	146
				March 2021	---	---	---	---	17.47	---	---	---	---	---	---	---	---
				June 2021	---	---	---	---	17.56	---	---	---	---	---	---	---	---
				September 2021	---	---	---	---	17.64	---	---	---	---	---	---	---	---
PIRAEUS BANK (CR)				(Contract Size: 100 Securities, Physical Delivery)													
0.7142	0.6772	0.7026	0.40%	December 2020	0.693	0.711	0.678	0.706	0.706	---	---	---	1.28	---	142	2,672	16,907
				March 2021	---	---	---	---	0.705	---	---	---	---	---	---	---	---
				June 2021	---	---	---	---	0.709	---	---	---	---	---	---	---	---
				September 2021	---	---	---	---	0.712	---	---	---	---	---	---	---	---
PPC (CR)				(Contract Size: 100 Securities, Physical Delivery)													
5.095	4.984	5.06	-0.20%	December 2020	5.05	5.09	4.99	5.06	5.06	---	---	---	5.70	---	88	544	7,585
				March 2021	---	---	---	---	5.11	---	---	---	---	---	---	---	---
				June 2021	---	---	---	---	5.13	---	---	---	---	---	---	---	---
				September 2021	---	---	---	---	5.16	---	---	---	---	---	---	---	---
TERNA ENERGY (CR)				(Contract Size: 100 Securities, Physical Delivery)													
11.64	11.32	11.38	-1.04%	December 2020	---	---	---	---	11.53	---	---	---	12.12	---	---	---	865
				March 2021	---	---	---	---	11.59	---	---	---	---	---	---	---	---
				June 2021	---	---	---	---	11.64	---	---	---	---	---	---	---	---
				September 2021	---	---	---	---	11.70	---	---	---	---	---	---	---	---
TITAN CEMENT (CB)				(Contract Size: 100 Securities, Physical Delivery)													
11.02	10.88	10.96	-0.36%	December 2020	11.07	11.07	10.89	10.89	10.89	---	---	---	11.69	---	6	65	945
				March 2021	---	---	---	---	11.08	---	---	---	---	---	---	---	---
				June 2021	---	---	---	---	11.14	---	---	---	---	---	---	---	---
				September 2021	---	---	---	---	11.19	---	---	---	---	---	---	---	---
VIOHALCO SA/NV (CB)				(Contract Size: 100 Securities, Physical Delivery)													
2.88	2.76	2.88	2.31%	December 2020	2.84	2.88	2.81	2.87	2.87	---	---	---	3.08	---	29	92	4,926
				March 2021	---	---	---	---	2.84	---	---	---	---	---	---	---	---
				June 2021	---	---	---	---	2.85	---	---	---	---	---	---	---	---
				September 2021	---	---	---	---	2.86	---	---	---	---	---	---	---	---

Derivatives notes

Fixing prices and final open positions can be retrieved from the following path <http://www.helex.gr/el/web/guest/statistics-end-of-day-derivatives>

FTSE/Athex Large Cap

(Trade Unit: 1 Index Point x 2€ - Exercise Style: European, Cash Settlement)

Call Options														Put Options																		
November 2020							December 2020							Other Months		November 2020							December 2020							Other Months		Exerise Price
Open price	Price max	Price min	Last price	Closing price	Volume	Open Interest	Open price	Price max	Price min	Last price	Closing price	Volume	Open Interest	Volume	Open Interest	Open price	Price max	Price min	Last price	Closing price	Volume	Open Interest	Open price	Price max	Price min	Last price	Closing price	Volume	Open Interest	Volume	Open Interest	
1,050	-	-	-	-	-	-	0.00	0.00	0.00	-	327.00	-	-	-	-	-	-	-	-	-	-	-	0.00	0.00	0.00	-	0.87	-	-	1,050		
1,075	-	-	-	-	-	-	0.00	0.00	0.00	-	302.00	-	-	-	-	-	-	-	-	-	-	-	0.00	0.00	0.00	-	1.50	-	-	1,075		
1,100	-	-	-	-	-	-	0.00	0.00	0.00	-	278.00	-	-	-	-	-	-	-	-	-	-	-	0.00	0.00	0.00	-	2.30	-	-	1,100		
1,125	-	-	-	-	-	-	0.00	0.00	0.00	-	255.00	-	-	-	-	-	-	-	-	-	-	-	0.00	0.00	0.00	-	3.70	-	-	1,125		
1,150	-	-	-	-	-	-	0.00	0.00	0.00	-	232.00	-	-	-	-	-	-	-	-	-	-	-	0.00	0.00	0.00	-	5.50	-	-	1,150		
1,175	-	-	-	-	-	-	0.00	0.00	0.00	-	209.00	-	-	-	-	-	-	-	-	-	-	-	0.00	0.00	0.00	-	8.00	-	-	1,175		
1,200	0.00	0.00	0.00	-	179.00	-	0.00	0.00	0.00	-	188.00	-	-	0.00	0.00	0.00	-	1.50	-	-	0.00	0.00	0.00	-	11.50	-	-	1,200				
1,225	0.00	0.00	0.00	-	155.00	-	0.00	0.00	0.00	-	167.00	-	-	0.00	0.00	0.00	-	2.90	-	-	0.00	0.00	0.00	-	15.75	-	-	1,225				
1,250	0.00	0.00	0.00	-	132.00	-	0.00	0.00	0.00	-	148.00	-	-	0.00	0.00	0.00	-	5.20	-	-	0.00	0.00	0.00	-	21.25	-	-	1,250				
1,275	0.00	0.00	0.00	-	111.00	-	0.00	0.00	0.00	-	129.00	-	20	0.00	0.00	0.00	-	8.70	-	-	0.00	0.00	0.00	-	27.75	-	-	1,275				
1,300	0.00	0.00	0.00	-	91.00	-	60	0.00	0.00	0.00	-	112.00	-	20	0.00	0.00	0.00	-	13.75	-	41	0.00	0.00	0.00	-	35.75	-	1	1,300			
1,325	0.00	0.00	0.00	-	73.00	-	20	87.50	87.50	87.50	87.50	87.50	20	40	24.50	0.00	24.50	24.50	24.50	24.50	20	48	48.00	56.50	48.00	56.50	56.50	33	40	1,325		
1,350	53.00	53.00	53.00	53.00	53.00	1	3	0.00	0.00	0.00	-	82.50	-	-	31.00	53.00	31.00	31.00	31.00	31.00	5	40	60.00	69.50	60.00	69.50	69.50	24	20	1,350		
1,375	40.25	40.25	40.25	40.25	40.25	30	3	69.00	69.00	69.00	69.00	69.00	60	21	43.00	40.25	43.00	43.00	43.00	43.00	5	30	0.00	0.00	0.00	-	68.50	-	40	1,375		
1,400	0.00	0.00	0.00	-	32.75	-	1	53.00	53.00	53.00	53.00	53.00	15	42	0.00	0.00	0.00	-	55.50	-	-	0.00	0.00	0.00	-	82.00	-	-	1,400			
1,425	0.00	0.00	0.00	-	23.75	-	1	30.00	30.00	30.00	30.00	30.00	20	230	0.00	0.00	0.00	-	71.50	-	20	0.00	0.00	0.00	-	97.00	-	20	1,425			
1,450	0.00	0.00	0.00	-	16.75	-	31	0.00	0.00	0.00	-	40.50	-	-	0.00	0.00	0.00	-	89.50	-	41	0.00	0.00	0.00	-	113.00	-	20	1,450			
1,475	0.00	0.00	0.00	-	11.50	-	101	0.00	0.00	0.00	-	33.00	-	21	0.00	0.00	0.00	-	109.00	-	40	0.00	0.00	0.00	-	131.00	-	20	1,475			
1,500	0.00	0.00	0.00	-	7.70	-	41	0.00	0.00	0.00	-	26.75	-	21	0.00	0.00	0.00	-	130.00	-	20	0.00	0.00	0.00	-	150.00	-	-	1,500			
1,525	0.00	0.00	0.00	-	5.00	-	61	0.00	0.00	0.00	-	21.50	-	-	0.00	0.00	0.00	-	153.00	-	80	0.00	0.00	0.00	-	169.00	-	-	1,525			
1,550	0.00	0.00	0.00	-	3.20	-	157	0.00	0.00	0.00	-	17.25	-	-	0.00	0.00	0.00	-	176.00	-	61	0.00	0.00	0.00	-	190.00	-	-	1,550			
1,575	0.00	0.00	0.00	-	2.00	-	1	0.00	0.00	0.00	-	13.75	-	-	0.00	0.00	0.00	-	200.00	-	10	0.00	0.00	0.00	-	211.00	-	-	1,575			
1,600	0.00	0.00	0.00	-	1.20	-	60	0.00	0.00	0.00	-	10.75	-	-	0.00	0.00	0.00	-	224.00	-	-	0.00	0.00	0.00	-	233.00	-	-	1,600			
1,625	0.00	0.00	0.00	-	0.70	-	-	0.00	0.00	0.00	-	8.40	-	-	0.00	0.00	0.00	-	248.00	-	-	0.00	0.00	0.00	-	256.00	-	-	1,625			
1,650	0.00	0.00	0.00	-	0.41	-	-	0.00	0.00	0.00	-	6.50	-	-	0.00	0.00	0.00	-	273.00	-	-	0.00	0.00	0.00	-	279.00	-	-	1,650			
1,675	0.00	0.00	0.00	-	0.23	-	-	0.00	0.00	0.00	-	5.00	-	-	0.00	0.00	0.00	-	298.00	-	-	0.00	0.00	0.00	-	303.00	-	-	1,675			
1,700	0.00	0.00	0.00	-	0.12	-	-	0.00	0.00	0.00	-	3.80	-	-	0.00	0.00	0.00	-	323.00	-	-	0.00	0.00	0.00	-	326.00	-	-	1,700			
1,725	0.00	0.00	0.00	-	0.07	-	-	0.00	0.00	0.00	-	2.90	-	-	0.00	0.00	0.00	-	348.00	-	-	0.00	0.00	0.00	-	350.00	-	-	1,725			
1,750	-	-	-	-	-	-	0.00	0.00	0.00	-	2.20	-	-	-	-	-	-	-	-	-	-	-	0.00	0.00	0.00	-	375.00	-	-	1,750		
1,775	-	-	-	-	-	-	0.00	0.00	0.00	-	1.60	-	-	-	-	-	-	-	-	-	-	-	0.00	0.00	0.00	-	399.00	-	-	1,775		
1,800	-	-	-	-	-	-	0.00	0.00	0.00	-	1.20	-	-	-	-	-	-	-	-	-	-	-	0.00	0.00	0.00	-	423.00	-	-	1,800		
1,825	-	-	-	-	-	-	0.00	0.00	0.00	-	0.89	-	-	-	-	-	-	-	-	-	-	-	0.00	0.00	0.00	-	448.00	-	-	1,825		
1,850	-	-	-	-	-	-	0.00	0.00	0.00	-	0.66	-	-	-	-	-	-	-	-	-	-	-	0.00	0.00	0.00	-	473.00	-	-	1,850		
1,875	-	-	-	-	-	-	0.00	0.00	0.00	-	0.48	-	-	-	-	-	-	-	-	-	-	-	0.00	0.00	0.00	-	498.00	-	-	1,875		
1,900	-	-	-	-	-	-	0.00	0.00	0.00	-	0.35	-	-	-	-	-	-	-	-	-	-	-	0.00	0.00	0.00	-	522.00	-	-	1,900		
1,925	-	-	-	-	-	-	0.00	0.00	0.00	-	0.25	-	-	-	-	-	-	-	-	-	-	-	0.00	0.00	0.00	-	547.00	-	-	1,925		

ALPHA BANK (CR)

(Contract Size: 100 Securities, Exercise Style: American, Physical Delivery)

Call Options														Put Options																				
November 2020							December 2020							Other Months		November 2020							December 2020							Other Months		Exercise Price		
Open price	Price max	Price min	Last price	Closing price	Volume	Open Interest	Open price	Price max	Price min	Last price	Closing price	Volume	Open Interest	Volume	Open Interest	Open price	Price max	Price min	Last price	Closing price	Volume	Open Interest	Open price	Price max	Price min	Last price	Closing price	Volume	Open Interest	Volume	Open Interest			
0.150	0.000	0.000	0.000	0.278	-	-	0.000	0.000	0.000	0.278	-	-				0.000	0.000	0.000	0.001	-	-				0.000	0.000	0.000	0.001	-	-			0.002	
0.200	0.000	0.000	0.000	0.228	-	-	0.000	0.000	0.000	0.229	-	-				0.000	0.000	0.000	0.001	-	-				0.000	0.000	0.000	0.001	-	-			0.002	
0.250	0.000	0.000	0.000	0.179	-	-	0.000	0.000	0.000	0.180	-	-				0.000	0.000	0.000	0.001	-	-				0.000	0.000	0.000	0.001	-	-			0.003	
0.300	0.000	0.000	0.000	0.133	-	-	0.000	0.000	0.000	0.135	-	-				0.000	0.000	0.000	0.004	-	-				0.000	0.000	0.000	0.006	-	-			0.003	
0.350	0.000	0.000	0.000	0.092	-	-	0.000	0.000	0.000	0.096	-	-				0.000	0.000	0.000	0.014	-	-				0.000	0.000	0.000	0.017	-	-			0.004	
0.400	0.000	0.000	0.000	0.060	-	-	0.000	0.000	0.000	0.065	-	-				0.000	0.000	0.000	0.032	-	-				0.000	0.000	0.000	0.036	-	-			0.004	
0.450	0.000	0.000	0.000	0.038	-	30	0.000	0.000	0.000	0.042	-	-				0.000	0.000	0.000	0.059	-	-				0.000	0.000	0.000	0.063	-	-			0.005	
0.500	0.000	0.000	0.000	0.022	-	-	0.000	0.000	0.000	0.026	-	-				0.000	0.000	0.000	0.094	-	-				0.000	0.000	0.000	0.097	-	-			0.005	
0.550	0.000	0.000	0.000	0.013	-	-	0.000	0.000	0.000	0.016	-	-				0.000	0.000	0.000	0.134	-	-				0.000	0.000	0.000	0.137	-	-			0.006	
0.600	0.000	0.000	0.000	0.007	-	-	0.000	0.000	0.000	0.009	-	-				0.000	0.000	0.000	0.179	-	-				0.000	0.000	0.000	0.180	-	-			0.006	
0.650	0.000	0.000	0.000	0.004	-	-	0.000	0.000	0.000	0.006	-	-				0.000	0.000	0.000	0.226	-	-				0.000	0.000	0.000	0.227	-	-			0.007	
0.700	0.000	0.000	0.000	0.002	-	-	0.000	0.000	0.000	0.003	-	-				0.000	0.000	0.000	0.274	-	-				0.000	0.000	0.000	0.274	-	-			0.007	
0.750	0.000	0.000	0.000	0.001	-	-	0.000	0.000	0.000	0.002	-	-				0.000	0.000	0.000	0.323	-	-				0.000	0.000	0.000	0.323	-	-			0.008	
0.800	0.000	0.000	0.000	0.001	-	-	0.000	0.000	0.000	0.001	-	-				0.000	0.000	0.000	0.372	-	-				0.000	0.000	0.000	0.372	-	-			0.008	
0.850	0.000	0.000	0.000	0.001	-	-	0.000	0.000	0.000	0.001	-	-				0.000	0.000	0.000	0.422	-	-				0.000	0.000	0.000	0.422	-	-			0.009	
0.900					-	-	0.000	0.000	0.000	0.001	-	-																						0.009
0.950					-	-	0.000	0.000	0.000	0.001	-	-																						0.010
1.000					-	-	0.000	0.000	0.000	0.001	-	-																						0.010
1.100					-	-	0.000	0.000	0.000	0.003	-	-																						0.011
1.200					-	-	0.000	0.000	0.000	0.002	-	-																						0.012
1.300					-	-	0.000	0.000	0.000	0.001	-	-																						0.013
1.400					-	-	0.000	0.000	0.000	0.001	-	-																						0.014
1.500					-	-	0.000	0.000	0.000	0.001	-	-																						0.015
1.600					-	-	0.000	0.000	0.000	0.001	-	-																						0.016
1.700					-	-	0.000	0.000	0.000	0.001	-	-																						0.017
1.800					-	-	0.000	0.000	0.000	0.002	-	-																						0.018
1.900					-	-	0.000	0.000	0.000	0.001	-	-																						0.019
2.000					-	-	0.000	0.000	0.000	0.001	-	-																						0.020
2.200					-	-	0.000	0.000	0.000	0.001	-	-																						0.022
2.400					-	-	0.000	0.000	0.000	0.001	-	-																						0.024
2.600					-	-	0.000	0.000	0.000	0.001	-	-																						0.026
2.800					-	-	0.000	0.000	0.000	0.001	-	-																						0.028
Totals:					0	30						0	0	0	0						0	0	0	0						0	0	0	0	
Number of Trades:					0						0	0						0.00						0	0						0			

NATIONAL BANK (CR)

(Contract Size: 100 Securities, Exercise Style: American, Physical Delivery)

Exercise Price	Call Options														Volume	Open Interest	Put Options														Volume	Open Interest	Exercise Price					
	November 2020							December 2020									Other Months		November 2020							December 2020								Other Months				
	Open price	Price max	Price min	Last price	Closing price	Volume	Open Interest	Open price	Price max	Price min	Last price	Closing price	Volume	Open Interest			Open price	Price max	Price min	Last price	Closing price	Volume	Open Interest	Open price	Price max	Price min	Last price	Closing price	Volume	Open Interest				Open price	Price max	Price min	Last price	Closing price
0.600						-	-	0.000	0.000	0.000	0.362	-	-							-	-	0.000	0.000	0.000	0.001	-	-									0.006		
0.650	0.000	0.000	0.000	0.311	-	-	0.000	0.000	0.000	0.314	-	-			0.000	0.000	0.000	0.001	-	-	0.000	0.000	0.000	0.002	-	-									0.007			
0.700	0.000	0.000	0.000	0.261	-	-	0.000	0.000	0.000	0.267	-	-			0.000	0.000	0.000	0.001	-	-	0.000	0.000	0.000	0.006	-	-									0.007			
0.750	0.000	0.000	0.000	0.213	-	-	0.000	0.000	0.000	0.223	-	-			0.000	0.000	0.000	0.002	-	-	0.000	0.000	0.000	0.011	-	-									0.008			
0.800	0.000	0.000	0.000	0.167	-	-	0.000	0.000	0.000	0.183	-	-			0.000	0.000	0.000	0.006	-	-	0.000	0.000	0.000	0.021	-	-									0.008			
0.850	0.000	0.000	0.000	0.124	-	-	0.000	0.000	0.000	0.147	-	-			0.000	0.000	0.000	0.014	-	-	0.000	0.000	0.000	0.035	-	-									0.009			
0.900	0.000	0.000	0.000	0.089	-	-	0.000	0.000	0.000	0.115	-	-			0.000	0.000	0.000	0.028	-	-	0.000	0.000	0.000	0.053	-	-									0.009			
0.950	0.000	0.000	0.000	0.060	-	-	0.000	0.000	0.000	0.089	-	-			0.000	0.000	0.000	0.049	-	-	0.000	0.000	0.000	0.077	-	-									0.010			
1.000	0.000	0.000	0.000	0.038	-	80	0.000	0.000	0.000	0.068	-	-			0.000	0.000	0.000	0.077	-	-	0.000	0.000	0.000	0.106	-	-									0.010			
1.100	0.000	0.000	0.000	0.013	-	-	0.000	0.000	0.000	0.037	-	-			0.000	0.000	0.000	0.153	-	-	0.000	0.000	0.000	0.175	-	-									0.011			
1.200	0.000	0.000	0.000	0.004	-	145	0.000	0.000	0.000	0.019	-	-			0.000	0.000	0.000	0.243	-	-	0.000	0.000	0.000	0.257	-	-									0.012			
1.300	0.000	0.000	0.000	0.001	-	-	0.000	0.000	0.000	0.009	-	-			0.000	0.000	0.000	0.340	-	-	0.000	0.000	0.000	0.347	-	-									0.013			
1.400	0.000	0.000	0.000	0.001	-	-	0.000	0.000	0.000	0.004	-	-			0.000	0.000	0.000	0.440	-	-	0.000	0.000	0.000	0.443	-	-									0.014			
1.500	0.000	0.000	0.000	0.001	-	-	0.000	0.000	0.000	0.002	-	-			0.000	0.000	0.000	0.540	-	-	0.000	0.000	0.000	0.541	-	-									0.015			
1.600	0.000	0.000	0.000	0.001	-	-	0.000	0.000	0.000	0.001	-	-			0.000	0.000	0.000	0.640	-	-	0.000	0.000	0.000	0.640	-	-									0.016			
1.700	0.000	0.000	0.000	0.001	-	-	0.000	0.000	0.000	0.001	-	-			0.000	0.000	0.000	0.740	-	-	0.000	0.000	0.000	0.740	-	-									0.017			
1.800					-	-	0.000	0.000	0.000	0.001	-	-							-	-	0.000	0.000	0.000	0.840	-	-									0.018			
1.900					-	-	0.000	0.000	0.000	0.001	-	-							-	-	0.000	0.000	0.000	0.940	-	-									0.019			
2.000					-	-	0.000	0.000	0.000	0.001	-	-							-	-	0.000	0.000	0.000	1.04	-	-									0.020			
2.200					-	-	0.000	0.000	0.000	0.001	-	-							-	-	0.000	0.000	0.000	1.24	-	-									0.022			
2.400					-	-	0.000	0.000	0.000	0.002	-	-							-	-	0.000	0.000	0.000	1.44	-	-									0.024			
2.600					-	-	0.000	0.000	0.000	0.001	-	-							-	-	0.000	0.000	0.000	1.64	-	-									0.026			
2.800					-	-	0.000	0.000	0.000	0.001	-	-							-	-	0.000	0.000	0.000	1.84	-	-									0.028			
3.000					-	-	0.000	0.000	0.000	0.004	-	-							-	-	0.000	0.000	0.000	2.04	-	-									0.030			
3.200					-	-	0.000	0.000	0.000	0.003	-	-							-	-	0.000	0.000	0.000	2.24	-	-									0.032			
3.400					-	-	0.000	0.000	0.000	0.002	-	-							-	-	0.000	0.000	0.000	2.44	-	-									0.034			
3.600					-	-	0.000	0.000	0.000	0.001	-	-							-	-	0.000	0.000	0.000	2.64	-	-									0.036			
3.800					-	-	0.000	0.000	0.000	0.001	-	-							-	-	0.000	0.000	0.000	2.84	-	-									0.038			
4.000					-	-	0.000	0.000	0.000	0.001	-	-							-	-	0.000	0.000	0.000	3.04	-	-									0.040			
Totals:						0	225						0	0							0	0													0	450	0	0
Number of Trades:							0							0								0.00														0	0	

OPAP (CR)

(Contract Size: 100 Securities, Exercise Style: American, Physical Delivery)

Call Options														Put Options																					
November 2020							December 2020							Other Months		November 2020							December 2020							Other Months		Exercise Price			
Open price	Price max	Price min	Last price	Closing price	Volume	Open Interest	Open price	Price max	Price min	Last price	Closing price	Volume	Open Interest	Volume	Open Interest	Open price	Price max	Price min	Last price	Closing price	Volume	Open Interest	Open price	Price max	Price min	Last price	Closing price	Volume	Open Interest	Volume	Open Interest				
4.000					-	-	0.000	0.000	0.000		3.48	-	-			-	-	0.000	0.000	0.000		0.001	-	-			0.000	0.000	0.000		0.001	-	-	0.040	
4.400					-	-	0.000	0.000	0.000		3.08	-	-			-	-	0.000	0.000	0.000		0.001	-	-			0.000	0.000	0.000		0.001	-	-	0.044	
4.800	0.000	0.000	0.000		2.67	-	-	0.000	0.000	0.000		2.68	-	-	0.000	0.000	0.000		0.001	-	-	0.000	0.000	0.000		0.001	-	-		0.001	-	-	0.048		
5.200	0.000	0.000	0.000		2.27	-	-	0.000	0.000	0.000		2.28	-	-	0.000	0.000	0.000		0.001	-	-	0.000	0.000	0.000		0.001	-	-		0.001	-	-	0.052		
5.600	0.000	0.000	0.000		1.87	-	-	0.000	0.000	0.000		1.89	-	-	0.000	0.000	0.000		0.001	-	-	0.000	0.000	0.000		0.002	-	-		0.002	-	-	0.056		
6.000	0.000	0.000	0.000		1.48	-	-	0.000	0.000	0.000		1.49	-	-	0.000	0.000	0.000		0.003	-	-	0.000	0.000	0.000		0.010	-	-		0.010	-	-	0.060		
6.400	0.000	0.000	0.000		1.08	-	-	0.000	0.000	0.000		1.12	-	-	0.000	0.000	0.000		0.001	-	-	0.000	0.000	0.000		0.036	-	-		0.036	-	-	0.064		
6.800	0.000	0.000	0.000		0.692	-	-	0.000	0.000	0.000		0.786	-	-	0.000	0.000	0.000		0.017	-	20	0.000	0.000	0.000		0.100	-	-		0.100	-	-	0.068		
7.200	0.000	0.000	0.000		0.364	-	-	0.000	0.000	0.000		0.508	-	-	0.000	0.000	0.000		0.088	-	-	0.300	0.300	0.297	0.297	0.297	30	0		0.297	30	0	0.072		
7.600	0.000	0.000	0.000		0.145	-	-	0.119	0.139	0.119	0.139	0.139	21	5	0.000	0.000	0.000		0.269	-	16	0.000	0.000	0.000		0.418	-	-		0.418	-	-	0.076		
8.000	0.000	0.000	0.000		0.043	-	5	0.000	0.000	0.000		0.164	-	-	0.000	0.000	0.000		0.568	-	5	0.000	0.000	0.000		0.678	-	-		0.678	-	-	0.080		
8.400	0.000	0.000	0.000		0.009	-	25	0.000	0.000	0.000		0.084	-	-	0.000	0.000	0.000		0.935	-	-	0.000	0.000	0.000		0.998	-	-		0.998	-	-	0.084		
8.800	0.000	0.000	0.000		0.001	-	27	0.000	0.000	0.000		0.038	-	-	0.000	0.000	0.000		1.33	-	-	0.000	0.000	0.000		1.35	-	-		1.35	-	-	0.088		
9.200	0.000	0.000	0.000		0.002	-	-	0.000	0.000	0.000		0.016	-	-	0.000	0.000	0.000		1.73	-	-	0.000	0.000	0.000		1.74	-	-		1.74	-	-	0.092		
9.600	0.000	0.000	0.000		0.002	-	-	0.000	0.000	0.000		0.006	-	-	0.000	0.000	0.000		2.13	-	-	0.000	0.000	0.000		2.13	-	-		2.13	-	-	0.096		
10.000	0.000	0.000	0.000		0.002	-	-	0.000	0.000	0.000		0.002	-	-	0.000	0.000	0.000		2.53	-	-	0.000	0.000	0.000		2.53	-	-		2.53	-	-	0.100		
11.000	0.000	0.000	0.000		0.001	-	-	0.000	0.000	0.000		0.002	-	-	0.000	0.000	0.000		3.53	-	-	0.000	0.000	0.000		3.53	-	-		3.53	-	-	0.110		
12.000					-	-	0.000	0.000	0.000		0.001	-	-			-	-	0.000	0.000	0.000		4.53	-	-		4.53	-	-		4.53	-	-	0.120		
13.000					-	-	0.000	0.000	0.000		0.008	-	-			-	-	0.000	0.000	0.000		5.53	-	-		5.53	-	-		5.53	-	-	0.130		
14.000					-	-	0.000	0.000	0.000		0.003	-	-			-	-	0.000	0.000	0.000		6.53	-	-		6.53	-	-		6.53	-	-	0.140		
15.000					-	-	0.000	0.000	0.000		0.001	-	-			-	-	0.000	0.000	0.000		7.53	-	-		7.53	-	-		7.53	-	-	0.150		
16.000					-	-	0.000	0.000	0.000		0.001	-	-			-	-	0.000	0.000	0.000		8.53	-	-		8.53	-	-		8.53	-	-	0.160		
17.000					-	-	0.000	0.000	0.000		0.001	-	-			-	-	0.000	0.000	0.000		9.53	-	-		9.53	-	-		9.53	-	-	0.170		
Totals:					0	57						21	5	0	0						0	41						30	72	0	0				
Number of Trades:					0						3						0						0.00						2						0

OTE (CR)

(Contract Size: 100 Securities, Exercise Style: American, Physical Delivery)

Call Options														Put Options																		
November 2020							December 2020							Other Months		November 2020							December 2020							Other Months		Exercise Price
Open price	Price max	Price min	Last price	Closing price	Volume	Open Interest	Open price	Price max	Price min	Last price	Closing price	Volume	Open Interest	Volume	Open Interest	Open price	Price max	Price min	Last price	Closing price	Volume	Open Interest	Open price	Price max	Price min	Last price	Closing price	Volume	Open Interest	Volume	Open Interest	
7.200					-	-	0.000	0.000	0.000		5.11	-	-			-	-	0.000	0.000	0.000		0.001	-	-								0.072
7.600					-	-	0.000	0.000	0.000		4.71	-	-			-	-	0.000	0.000	0.000		0.001	-	-								0.076
8.000					-	-	0.000	0.000	0.000		4.31	-	-			-	-	0.000	0.000	0.000		0.001	-	-								0.080
8.400	0.000	0.000	0.000		3.90	-	-	0.000	0.000	0.000		3.91	-	-		0.000	0.000	0.000		0.001	-	-		0.000	0.000	0.000		0.001	-	-		0.084
8.800	0.000	0.000	0.000		3.50	-	-	0.000	0.000	0.000		3.51	-	-		0.000	0.000	0.000		0.001	-	-		0.000	0.000	0.000		0.001	-	-		0.088
9.200	0.000	0.000	0.000		3.10	-	-	0.000	0.000	0.000		3.11	-	-		0.000	0.000	0.000		0.001	-	-		0.000	0.000	0.000		0.002	-	-		0.092
9.600	0.000	0.000	0.000		2.70	-	-	0.000	0.000	0.000		2.72	-	-		0.000	0.000	0.000		0.001	-	-		0.000	0.000	0.000		0.006	-	-		0.096
10.000	0.000	0.000	0.000		2.30	-	-	0.000	0.000	0.000		2.33	-	-		0.000	0.000	0.000		0.002	-	-		0.000	0.000	0.000		0.017	-	-		0.100
11.000	0.000	0.000	0.000		1.31	-	-	0.000	0.000	0.000		1.43	-	-		0.000	0.000	0.000		0.013	-	-		0.000	0.000	0.000		0.113	-	-		0.110
12.000	0.000	0.000	0.000		0.492	-	-	0.000	0.000	0.000		0.727	-	-		0.000	0.000	0.000		0.192	-	36		0.000	0.000	0.000		0.409	-	-		0.120
13.000	0.136	0.136	0.136	0.136	0.136	1	12	0.000	0.000	0.000		0.298	-	46		0.000	0.000	0.000		0.793	-	-		0.000	0.000	0.000		0.981	-	-		0.130
14.000	0.000	0.000	0.000		0.007	-	35	0.000	0.000	0.000		0.096	-	-		0.000	0.000	0.000		1.71	-	-		0.000	0.000	0.000		1.78	-	-		0.140
15.000	0.000	0.000	0.000		0.001	-	5	0.000	0.000	0.000		0.026	-	-		0.000	0.000	0.000		2.71	-	-		0.000	0.000	0.000		2.72	-	-		0.150
16.000	0.000	0.000	0.000		0.001	-	-	0.000	0.000	0.000		0.006	-	-		0.000	0.000	0.000		3.71	-	-		0.000	0.000	0.000		3.71	-	-		0.160
17.000	0.000	0.000	0.000		0.001	-	-	0.000	0.000	0.000		0.001	-	-		0.000	0.000	0.000		4.71	-	-		0.000	0.000	0.000		4.71	-	-		0.170
18.000	0.000	0.000	0.000		0.001	-	-	0.000	0.000	0.000		0.001	-	-		0.000	0.000	0.000		5.71	-	-		0.000	0.000	0.000		5.71	-	-		0.180
19.000	0.000	0.000	0.000		0.001	-	-	0.000	0.000	0.000		0.001	-	-		0.000	0.000	0.000		6.71	-	-		0.000	0.000	0.000		6.71	-	-		0.190
Totals:					1	52						0	46	0	0						1	36						0	0	0	0	0
Number of Trades:					1							0		0							0.00						0		0			

PIRAEUS BANK (CR)

(Contract Size: 100 Securities, Exercise Style: American, Physical Delivery)

Call Options														Put Options																		
November 2020							December 2020							Other Months		November 2020							December 2020							Other Months		Exercise Price
Open price	Price max	Price min	Last price	Closing price	Volume	Open Interest	Open price	Price max	Price min	Last price	Closing price	Volume	Open Interest	Volume	Open Interest	Open price	Price max	Price min	Last price	Closing price	Volume	Open Interest	Open price	Price max	Price min	Last price	Closing price	Volume	Open Interest	Volume	Open Interest	
0.350	0.000	0.000	0.000	0.350	-	-	0.000	0.000	0.000	0.351	-	-				0.000	0.000	0.000	0.001	-	-	0.000	0.000	0.000	0.001	-	-				0.004	
0.400	0.000	0.000	0.000	0.300	-	-	0.000	0.000	0.000	0.301	-	-				0.000	0.000	0.000	0.001	-	-	0.000	0.000	0.000	0.001	-	-				0.004	
0.450	0.000	0.000	0.000	0.251	-	-	0.000	0.000	0.000	0.253	-	-				0.000	0.000	0.000	0.001	-	-	0.000	0.000	0.000	0.002	-	-				0.005	
0.500	0.000	0.000	0.000	0.202	-	-	0.000	0.000	0.000	0.206	-	-				0.000	0.000	0.000	0.001	-	-	0.000	0.000	0.000	0.005	-	-				0.005	
0.550	0.000	0.000	0.000	0.155	-	-	0.000	0.000	0.000	0.163	-	-				0.000	0.000	0.000	0.005	-	-	0.000	0.000	0.000	0.012	-	-				0.006	
0.600	0.000	0.000	0.000	0.113	-	40	0.000	0.000	0.000	0.125	-	-				0.000	0.000	0.000	0.012	-	-	0.000	0.000	0.000	0.023	-	-				0.006	
0.650	0.000	0.000	0.000	0.078	-	-	0.000	0.000	0.000	0.093	-	-				0.000	0.000	0.000	0.027	-	-	0.000	0.000	0.000	0.041	-	-				0.007	
0.700	0.000	0.000	0.000	0.050	-	-	0.117	0.117	0.090	0.090	0.090	6	-			0.000	0.000	0.000	0.050	-	-	0.000	0.000	0.000	0.065	-	-				0.007	
0.750	0.000	0.000	0.000	0.031	-	20	0.000	0.000	0.000	0.047	-	-				0.000	0.000	0.000	0.080	-	-	0.000	0.000	0.000	0.095	-	-				0.008	
0.800	0.000	0.000	0.000	0.018	-	80	0.000	0.000	0.000	0.032	-	-				0.000	0.000	0.000	0.118	-	-	0.000	0.000	0.000	0.130	-	-				0.008	
0.850	0.000	0.000	0.000	0.010	-	15	0.000	0.000	0.000	0.021	-	-				0.000	0.000	0.000	0.159	-	-	0.000	0.000	0.000	0.170	-	-				0.009	
0.900	0.000	0.000	0.000	0.005	-	-	0.000	0.000	0.000	0.014	-	10				0.000	0.000	0.000	0.205	-	-	0.000	0.000	0.000	0.213	-	-				0.009	
0.950	0.000	0.000	0.000	0.003	-	8	0.000	0.000	0.000	0.009	-	25				0.000	0.000	0.000	0.252	-	-	0.000	0.000	0.000	0.258	-	-				0.010	
1.000	0.000	0.000	0.000	0.001	-	-	0.000	0.000	0.000	0.006	-	-				0.000	0.000	0.000	0.301	-	-	0.000	0.000	0.000	0.304	-	-				0.010	
1.100	0.000	0.000	0.000	0.001	-	-	0.000	0.000	0.000	0.002	-	-				0.000	0.000	0.000	0.400	-	-	0.000	0.000	0.000	0.401	-	-				0.011	
1.200	0.000	0.000	0.000	0.001	-	145	0.000	0.000	0.000	0.001	-	-				0.000	0.000	0.000	0.500	-	-	0.000	0.000	0.000	0.500	-	-				0.012	
1.300	0.000	0.000	0.000	0.001	-	-	0.000	0.000	0.000	0.009	-	-				0.000	0.000	0.000	0.600	-	-	0.000	0.000	0.000	0.600	-	-				0.013	
1.400	0.000	0.000	0.000	0.001	-	-	0.000	0.000	0.000	0.004	-	-				0.000	0.000	0.000	0.700	-	-	0.000	0.000	0.000	0.700	-	-				0.014	
1.500	0.000	0.000	0.000	0.001	-	-	0.000	0.000	0.000	0.002	-	-				0.000	0.000	0.000	0.800	-	-	0.000	0.000	0.000	0.800	-	-				0.015	
1.600	0.000	0.000	0.000	0.001	-	-	0.000	0.000	0.000	0.001	-	-				0.000	0.000	0.000	0.900	-	-	0.000	0.000	0.000	0.900	-	-				0.016	
1.700	0.000	0.000	0.000	0.001	-	-	0.000	0.000	0.000	0.001	-	-				0.000	0.000	0.000	1.00	-	-	0.000	0.000	0.000	1.00	-	-				0.017	
1.800	0.000	0.000	0.000	0.001	-	-	0.000	0.000	0.000	0.001	-	-				0.000	0.000	0.000	1.10	-	-	0.000	0.000	0.000	1.10	-	-				0.018	
1.900					-	-	0.000	0.000	0.000	0.001	-	-									-	-	0.000	0.000	0.000	1.20	-	-				0.019
2.000					-	-	0.000	0.000	0.000	0.001	-	-									-	-	0.000	0.000	0.000	1.30	-	-				0.020
2.200					-	-	0.000	0.000	0.000	0.001	-	-									-	-	0.000	0.000	0.000	1.50	-	-				0.022
2.400					-	-	0.000	0.000	0.000	0.001	-	-									-	-	0.000	0.000	0.000	1.70	-	-				0.024
2.600					-	-	0.000	0.000	0.000	0.001	-	-									-	-	0.000	0.000	0.000	1.90	-	-				0.026
2.800					-	-	0.000	0.000	0.000	0.001	-	-									-	-	0.000	0.000	0.000	2.10	-	-				0.028
3.000					-	-	0.000	0.000	0.000	0.004	-	-									-	-	0.000	0.000	0.000	2.30	-	-				0.030
3.200					-	-	0.000	0.000	0.000	0.002	-	-									-	-	0.000	0.000	0.000	2.50	-	-				0.032
3.400					-	-	0.000	0.000	0.000	0.001	-	-									-	-	0.000	0.000	0.000	2.70	-	-				0.034
3.600					-	-	0.000	0.000	0.000	0.001	-	-									-	-	0.000	0.000	0.000	2.90	-	-				0.036
3.800					-	-	0.000	0.000	0.000	0.001	-	-									-	-	0.000	0.000	0.000	3.10	-	-				0.038
4.000					-	-	0.000	0.000	0.000	0.001	-	-									-	-	0.000	0.000	0.000	3.30	-	-				0.040
4.400					-	-	0.000	0.000	0.000	0.001	-	-									-	-	0.000	0.000	0.000	3.70	-	-				0.044
4.800					-	-	0.000	0.000	0.000	0.001	-	-									-	-	0.000	0.000	0.000	4.10	-	-				0.048

PIRAEUS BANK (CR)

(Contract Size: 100 Securities, Exercise Style: American, Physical Delivery)

	Call Options														Put Options																					
	November 2020							December 2020							Other Months		November 2020							December 2020							Other Months					
Exercise Price	Open price	Price max	Price min	Last price	Closing price	Volume	Open Interest	Open price	Price max	Price min	Last price	Closing price	Volume	Open Interest	Volume	Open Interest	Open price	Price max	Price min	Last price	Closing price	Volume	Open Interest	Open price	Price max	Price min	Last price	Closing price	Volume	Open Interest	Volume	Open Interest	Exercise Price			
Totals:						0	308						6	35	0	0						0	0						0	0						
Number of Trades:							0						2		0							0.00						0						0		

PPC (CR)

(Contract Size: 100 Securities, Exercise Style: American, Physical Delivery)

Call Options														Put Options																				
November 2020							December 2020							Other Months		November 2020							December 2020							Other Months		Exercise Price		
Open price	Price max	Price min	Last price	Closing price	Volume	Open Interest	Open price	Price max	Price min	Last price	Closing price	Volume	Open Interest	Volume	Open Interest	Open price	Price max	Price min	Last price	Closing price	Volume	Open Interest	Open price	Price max	Price min	Last price	Closing price	Volume	Open Interest	Volume	Open Interest			
1.000					-	-	0.000	0.000	0.000		4.07	-	-			-	-	0.000	0.000	0.000		0.001	-	-			0.000	0.000	0.000		0.001	-	-	0.010
1.100					-	-	0.000	0.000	0.000		3.97	-	-			-	-	0.000	0.000	0.000		0.001	-	-			0.000	0.000	0.000		0.001	-	-	0.011
1.200					-	-	0.000	0.000	0.000		3.87	-	-			-	-	0.000	0.000	0.000		0.003	-	-			0.000	0.000	0.000		0.003	-	-	0.012
1.300					-	-	0.000	0.000	0.000		3.77	-	-			-	-	0.000	0.000	0.000		0.001	-	-			0.000	0.000	0.000		0.001	-	-	0.013
1.400					-	-	0.000	0.000	0.000		3.67	-	-			-	-	0.000	0.000	0.000		0.001	-	-			0.000	0.000	0.000		0.001	-	-	0.014
1.500					-	-	0.000	0.000	0.000		3.57	-	-			-	-	0.000	0.000	0.000		0.001	-	-			0.000	0.000	0.000		0.001	-	-	0.015
1.600					-	-	0.000	0.000	0.000		3.47	-	-			-	-	0.000	0.000	0.000		0.002	-	-			0.000	0.000	0.000		0.002	-	-	0.016
1.700					-	-	0.000	0.000	0.000		3.37	-	-			-	-	0.000	0.000	0.000		0.001	-	-			0.000	0.000	0.000		0.001	-	-	0.017
1.800					-	-	0.000	0.000	0.000		3.27	-	-			-	-	0.000	0.000	0.000		0.001	-	-			0.000	0.000	0.000		0.001	-	-	0.018
1.900					-	-	0.000	0.000	0.000		3.17	-	-			-	-	0.000	0.000	0.000		0.001	-	-			0.000	0.000	0.000		0.001	-	-	0.019
2.000					-	-	0.000	0.000	0.000		3.07	-	-			-	-	0.000	0.000	0.000		0.002	-	-			0.000	0.000	0.000		0.002	-	-	0.020
2.200					-	-	0.000	0.000	0.000		2.88	-	-			-	-	0.000	0.000	0.000		0.001	-	-			0.000	0.000	0.000		0.001	-	-	0.022
2.400					-	-	0.000	0.000	0.000		2.68	-	-			-	-	0.000	0.000	0.000		0.001	-	-			0.000	0.000	0.000		0.001	-	-	0.024
2.600					-	-	0.000	0.000	0.000		2.48	-	-			-	-	0.000	0.000	0.000		0.001	-	-			0.000	0.000	0.000		0.001	-	-	0.026
2.800	0.000	0.000	0.000		2.27	-	-	0.000	0.000	0.000		2.28	-	-			0.000	0.000	0.000		0.001	-	-			0.000	0.000	0.000		0.001	-	-	0.028	
3.000	0.000	0.000	0.000		2.07	-	-	0.000	0.000	0.000		2.08	-	-			0.000	0.000	0.000		0.001	-	-			0.000	0.000	0.000		0.001	-	-	0.030	
3.200	0.000	0.000	0.000		1.87	-	-	0.000	0.000	0.000		1.88	-	-			0.000	0.000	0.000		0.001	-	-			0.000	0.000	0.000		0.001	-	-	0.032	
3.400	0.000	0.000	0.000		1.67	-	-	0.000	0.000	0.000		1.68	-	-			0.000	0.000	0.000		0.001	-	-			0.000	0.000	0.000		0.001	-	-	0.034	
3.600	0.000	0.000	0.000		1.47	-	-	0.000	0.000	0.000		1.48	-	-			0.000	0.000	0.000		0.001	-	-			0.000	0.000	0.000		0.003	-	-	0.036	
3.800	0.000	0.000	0.000		1.27	-	-	0.000	0.000	0.000		1.29	-	-			0.000	0.000	0.000		0.002	-	-			0.000	0.000	0.000		0.008	-	-	0.038	
4.000	0.000	0.000	0.000		1.07	-	-	0.000	0.000	0.000		1.10	-	-			0.000	0.000	0.000		0.001	-	30			0.000	0.000	0.000		0.019	-	-	0.040	
4.400	0.000	0.000	0.000		0.682	-	-	0.000	0.000	0.000		0.750	-	-			0.000	0.000	0.000		0.008	-	120			0.000	0.000	0.000		0.070	-	-	0.044	
4.800	0.000	0.000	0.000		0.340	-	10	0.000	0.000	0.000		0.467	-	14			0.000	0.000	0.000		0.066	-	8			0.000	0.000	0.000		0.186	-	-	0.048	
5.200	0.000	0.000	0.000		0.119	-	52	0.000	0.000	0.000		0.264	-	3			0.000	0.000	0.000		0.245	-	10			0.000	0.000	0.000		0.382	-	-	0.052	
5.600	0.000	0.000	0.000		0.028	-	46	0.000	0.000	0.000		0.134	-	36			0.000	0.000	0.000		0.555	-	-			0.000	0.000	0.000		0.653	-	-	0.056	
6.000	0.000	0.000	0.000		0.004	-	5	0.000	0.000	0.000		0.062	-	50			0.000	0.000	0.000		0.932	-	-			0.000	0.000	0.000		0.982	-	-	0.060	
6.400	0.000	0.000	0.000		0.001	-	-	0.000	0.000	0.000		0.027	-	-			0.000	0.000	0.000		1.33	-	-			0.000	0.000	0.000		1.35	-	-	0.064	
6.800	0.000	0.000	0.000		0.002	-	-	0.000	0.000	0.000		0.011	-	-			0.000	0.000	0.000		1.73	-	-			0.000	0.000	0.000		1.73	-	-	0.068	
7.200	0.000	0.000	0.000		0.001	-	-	0.000	0.000	0.000		0.004	-	-			0.000	0.000	0.000		2.13	-	-			0.000	0.000	0.000		2.13	-	-	0.072	
7.600	0.000	0.000	0.000		0.001	-	-	0.000	0.000	0.000		0.001	-	-			0.000	0.000	0.000		2.53	-	-			0.000	0.000	0.000		2.53	-	-	0.076	
Totals:					0	113							0	103	0	0							0	168							0	5	0	0
Number of Trades:					0								0		0								0.00							0		0		

Lending Products	Underlying Title	Multilateral Transactions[1]					Bilateral Transactions[2]		Stock Borrowing through OTC (volume)[3]
		Open Interest[5]	Volume(Offered)	Average Weighted	Transactions volume	Average Weighted	Transactions Volume	Average Weighted	Transactions Volume
ADMIEBOR	ADMIE (IPTO) HOLDING S.A. (CR)	1,476	---	---	---	---	---	198,583	
AEGNBOR	AEGEAN AIRLINES (CR)	5,850	---	---	---	---	---	140,814	
ALPHABOR	ALPHA BANK (CR)	14,749	---	---	---	---	---	46,870,560	
ALMYBOR	ALUMIL (CR)	---	---	---	---	---	---	---	
TATTBOR	ATTICA BANK S.A. (CR)	13,916	---	---	---	---	---	370	
EEEBOR	CC HBC AG (CR)	1,042	---	---	---	---	---	70,546	
CENERBOR	CENERGY HOLDINGS (CB)	---	---	---	---	---	---	---	
ELLAKTORBOR	ELLAKTOR (CR)	2,500	---	---	---	---	---	289,905	
EUROBBOR	EUROBANK HOLDINGS (CR)	54,457	---	---	---	---	---	67,837,323	
EYDAPBOR	EYDAP S.A. (CR)	2,907	---	---	---	---	---	264,329	
FFGRPBOR	FOLLI FOLLIE (CR)	---	---	---	---	---	---	1,067,847	
FOYRKBOR	FOURLIS (CR)	---	---	---	---	---	---	24,317	
GEKTERNABOR	GEK TERNA (CR)	---	---	---	---	---	---	26,852	
SARBOR	GR. SARANTIS S.A. (CR)	---	---	---	---	---	---	23,390	
EXAEBOR	HELLENIC EXCHANGES-A.S.E. (CR)	---	---	---	---	---	---	231,717	
ELPEBOR	HELLENIC PETROLEUM (CR)	300	---	---	---	---	---	139,126	
INTRKBOR	INTRACOM HOLDINGS (CR)	---	---	---	---	---	---	---	
BELABOR	JUMBO SA (CR)	1,500	---	---	8,000	2.65%	---	86,998	
LAMDABOR	LAMDA DEVELOPMENT SA (CR)	1,500	---	---	---	---	---	23,243	
MIGBOR	MARFIN INVESTMENT GROUP (CR)	100,000	---	---	---	---	---	794,474	
MOHBOR	MOTOR OIL (CR)	1,000	---	---	155	2.65%	11,000	0.01%	1,198,135
MYTILBOR	MYTILINEOS (CR)	51,622	---	---	8,000	2.65%	---	---	59,242
ETEBOR	NATIONAL BANK (CR)	60,408	---	---	---	---	---	11,638,970	
OPAPBOR	OPAP (CR)	98,170	---	---	---	---	---	1,320,319	
HTOBOR	OTE (CR)	9,298	---	---	5	2.65%	---	---	565,117
PPABOR	P.P.A. S.A. (CR)	335	---	---	---	---	---	10,602	
TPEIRBOR	PIRAEUS BANK (CR)	22,234	---	---	---	---	---	16,751,603	
PLAISBOR	PLAISIO COMPUTERS SA (CR)	---	---	---	---	---	---	4,000	
PPCBOR	PPC (CR)	45,366	---	---	---	---	---	5,061,808	
QUALBOR	QUALITY & RELIABILITY SA (CR)	---	---	---	---	---	---	---	
TENERGYBOR	TERNA ENERGY (CR)	58,319	---	---	---	---	---	49,624	

Stock Lending Notes

[1] - Multilateral contracts Lending or Borrowing as per Methods 8-1, 8-2 and 8-3-3 (According to ATHEX BoD Resolution No.17)

[2] - Bilateral Contracts Lending or Borrowing as per Methods 8-3-1 and 8-3-2 (According to ATHEX BoD Resolution No.20)

[3] - The information concerning OTC Stock Borrowing Transactions is based on the statements of the Dematerialised Securities System (DSS) operators involved and refers to volumes that have been registered up until the previous working day.

[4] - Average Price (Volume weighted)

[5] - The Data concerning Open Interest before the start of trading session

Lending Products	Underlying Title	Multilateral Transactions[1]					Bilateral Transactions[2]		Stock Borrowing through OTC (volume)[3]
		Open Interest[5]	Volume(Offered)	Average Weighted	Transactions volume	Average Weighted	Transactions Volume	Average Weighted	Transactions Volume
TITCBOR	TITAN CEMENT (CB)	---	---	---	---	---	---	---	252,283
VIOBOR	VIOHALCO SA/NV (CB)	841	---	---	5,000	3.49%	---	---	---

Stock Lending Notes

[1] - Multilateral contracts Lending or Borrowing as per Methods 8-1, 8-2 and 8-3-3 (According to ATHEX BoD Resolution No.17)

[2] - Bilateral Contracts Lending or Borrowing as per Methods 8-3-1 and 8-3-2 (According to ATHEX BoD Resolution No.20)

[3] - The information concerning OTC Stock Borrowing Transactions is based on the statements of the Dematerialised Securities System (DSS) operators involved and refers to volumes that have been registered up until the previous working day.

[4] - Average Price (Volume weighted)

[5] - The Data concerning Open Interest before the start of trading session

Sectors codification for listed companies

12003-	ETF	10101010	Computer Services
10101015	Software	10102030	Computer Hardware
15101010	Telecommunications Equipment	15102015	Telecommunications Services
20101010	Health Care Facilities	20101025	Health Care Services
20102010	Medical Equipment	20103015	Pharmaceuticals
30101010	Banks	30202000	Diversified Financial Services
30202010	Asset Managers & Custodians	30202015	Investment Services
30302010	Full Line Insurance	30302015	Insurance Brokers
35101010	Real Estate Holding and Development	35101015	Real Estate Services
35102000	Diversified REITs	35102030	Office REITs
40201040	Rental & Leasing Services: Consumer	40202010	Home Construction
40202015	Household Furnishings	40202020	Household Appliance
40203040	Electronic Entertainment	40203045	Toys
40204020	Clothing & Accessories	40301010	Entertainment
40301030	Publishing	40301035	Radio & TV Broadcasters
40401010	Diversified Retailers	40401020	Apparel Retailers
40401025	Home Improvement Retailers	40401030	Specialty Retailers
40501010	Airlines	40501015	Travel & Tourism
40501020	Casinos & Gambling	40501025	Hotels & Motels
45101015	Distillers & Vintners	45101020	Soft Drinks
45102010	Farming Fishing Ranching & Plantations	45102020	Food Products
45103010	Tobacco	45201010	Food Retailers & Wholesalers
45201020	Personal Products	50101010	Construction
50101030	Cement	50101035	Building Materials: Other
50202010	Electrical Components	50203000	Diversified Industrials
50203015	Plastics	50203030	Containers & Packaging
50204000	Machinery: Industrial	50204020	Machinery: Construction & Handling
50205010	Industrial Suppliers	50205020	Back Office Support HR & Consulting
50205030	Forms & Bulk Printing Services	50206015	Commercial Vehicles & Parts
50206030	Marine Transportation	50206060	Transportation Services
55101000	Diversified Materials	55101020	Textile Products
55102000	General Mining	55102010	Iron & Steel
55102015	Metal Fabricating	55102035	Aluminum
60101000	Integrated Oil & Gas	60101020	Oil Refining and Marketing
65101010	Alternative Electricity	65101015	Conventional Electricity
65102030	Water		



ATHEX
Athens Stock Exchange

Λεωφ. Αθηνών 110 104 42 Αθήνα
110, Athinon Ave. GR 104 42 Athens
tel. (+30)210-33.66.800, fax (+30)210-33.66.101
www.athexgroup.gr