

20

**Ημερήσιο Δελτίο  
Συναλλακτικής Δραστηριότητας**

Daily Official List  
of Trading Activity

Wednesday, 12 August, 2020  
Year: 141 Trading Day No: 151



**ATHEXGROUP**  
Athens Exchange Group

**Disclaimer:**

Hellenic Exchanges-Athens Stock Exchange S.A endeavours to ensure that the data and other material ("Information") presented on the Daily Official List are accurate and complete, but it is not liable for any errors or omissions of data or /and for the accuracy, credibility, updating and completeness of the aforesaid information nor it has any liability arising directly or indirectly from the use of the above Information.

The Company is not liable for the accuracy of the data included in listed companies' announcements. Only the sender of such an announcement is fully and solely liable for any infringement of third party's rights from the content of such announcement. All contents of the Daily Official List are provided only for information purposes and do not constitute investment advice or solicitation to invest in securities or other products listed for trading on the Exchange.

You acknowledge and agree that the Company is the owner of any property rights related to any Information appearing on the Daily Official List including intellectual property rights copyright, trademarks, etc.

The above data are a property of the Hellenic Exchanges-Athens Exchange and are copyright protected. Users are forbidden to reproduce, modify, copy, sale, transmit or redistribute, by all reproduction means and methods, part or the whole of the above data, without reference to their source.

The commercial exploitation of these data is, also, forbidden by third parties. Hellenic Exchanges-Athens Exchange does not carry any responsibility, direct or indirect, derived from usage or accidental alteration of the above data when used by third parties.

---

**Hellenic Exchanges – Athens Stock Exchange S.A.**

110 Athinon Ave.,10442 Athens, Tel: (210) 33.66.800, Fax: (210) 32.13.938

[www.athexgroup.gr](http://www.athexgroup.gr)

---

**Thessalonica Stock Exchange Center (T.S.E.C)**

16-18 Katouni Str., Thessalonica 546 25 Tel: (2310) 567.667, Fax: (2310) 530.545

---

**Athex Members Guarantee Fund**

14-16 Fidiou Str., Athens 106 78, Tel: (210) 33.04.682, Fax: (210) 33.04.155

---

**Hellenic Republic Capital Market Commission**

1 Kolokotroni Str. & 1 Stadiou Str., Athens 10562 Tel: (210) 33.77.100 Fax: (210) 33.77.173

---

**Table of Contents**

---

**Section 1: Statistical Figures of Securities, Derivatives and Lending**

Summary of Markets

Athex Indices

Analytic Figures for Athex Market's Boards and Categories

Trading Details by Athex Sectors and Financial Instruments (ETFs)

Top 10 best &amp; worst performing Shares

Derivatives Summary

**Section 2: Analytic Figures of Shares Transactions**

Analytic Figures of Shares Transactions

Shares' Notes

**Section 3: Figures of Securities Transactions**

Securities Blocks Details

Shares Rights Details

Stock Borrowing

Securities Forced Sales

Forced Sales Registered Shares

Exchange Traded Funds (ETFs) Characteristics

**Section 5: Bonds traded in Fixed Income Assets Market**

Convertible Corporate Bonds - Regulated Market

Non Convertible Corporate Bonds - Regulated Market

Government Bonds

Treasury Bills &amp; Zero Coupon Government Bonds

Government Bonds Traded with the Open Outcry Method

State Banks Bonds

**Section 6: Additional Infos**

Athex &amp; ATHEXClear Members List

List of Stocks under Market Making operations

**Section 7: Derivatives Market Analytic Figures**

Index Futures

Stock Futures

Index Options

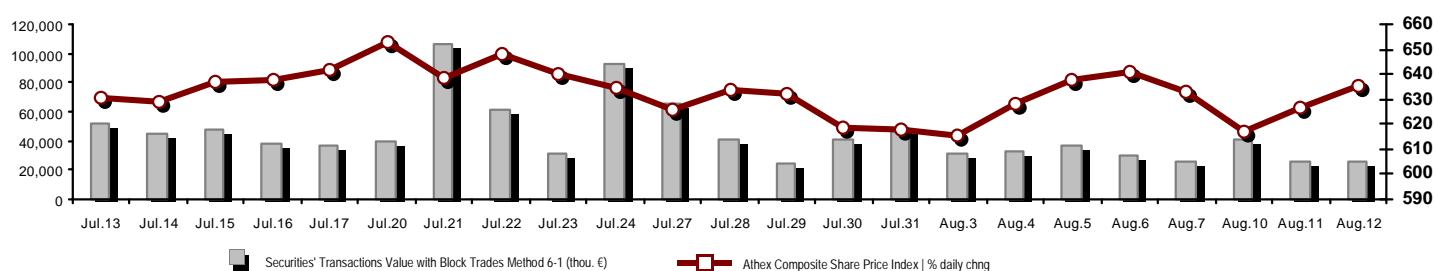
Stock Options

Stock Lending Analytic Figures

**Appendix A: Sectors codification for listed companies**

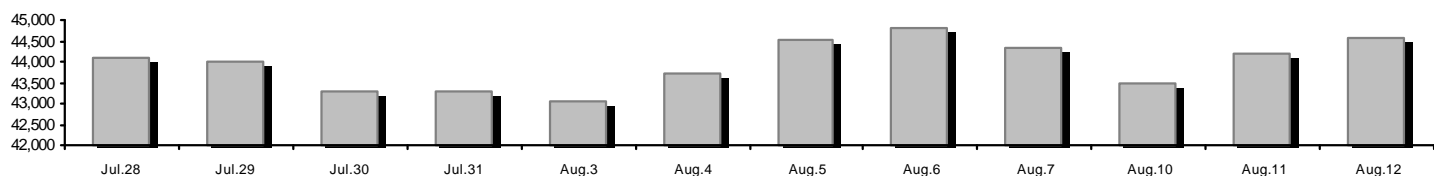
## Summary of Markets

Athex Composite Share Price Index vs Shares and Derivatives Transactions Value

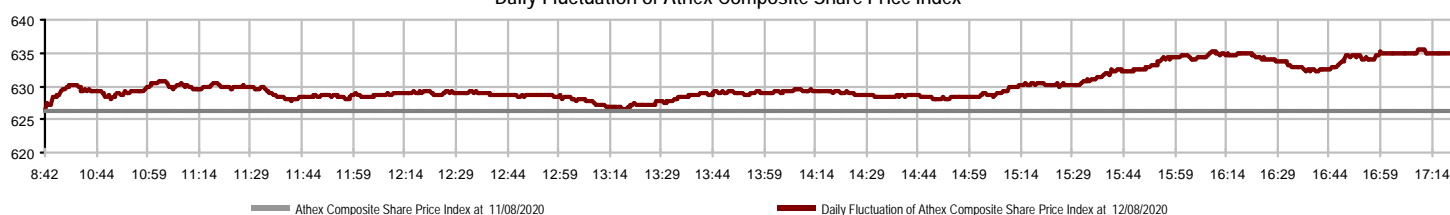


Athex Capitalisation (mill. €)**:	44,554.04		Derivatives Total Open Interest	264,493
Daily change: mill. €   %	382.86	0.87%	in Index Futures   % daily chng	4,278 -0.81%
Yearly Avg Capitalisation: mill. €   % chng prev year Avg	48,202.15	-12.01%	in Stock Futures   % daily chng	257,556 -1.37%
Athex Composite Share Price Index   % daily chng	634.97	1.37%	in Index Options   % daily chng	1,310 0.08%
Athex Composite Share Price Index Capitalisation (mill. €)	39,362.37		in Stock Options   % daily chng	1,349 0.75%
Daily change (mill. €)	382.72			
Securities' Transactions Value with Block Trades Method 6-1 (t)	25,823.61		Derivatives Contracts Volume:	19,192
Daily change: %	-649.54	-2.45%	Daily change: pieces   %	440 2.35%
YTD Avg Trans. Value: thou. €   % chng prev year Avg	68,169.08	3.59%	YTD Avg Derivatives Contracts % chng prev year Avg	37,251 -11.08%
Blocks Transactions Value of Method 6-1 (thou. €)	3,413.50		Derivatives Trades Number:	1,478
Blocks Transactions Value of Method 6-2 & 6-3 (thou. €)	0.00		Daily change: number   %	-76 -4.89%
Bonds Transactions Value (thou.€)	138.59		YTD Avg Trades number % chng prev year Avg	2,693 -5.48%
Securities' Transactions Volume with Block Trades Method 6-1 (tho)	16,554.31		Lending Total Open Interest	552,862
Daily change: thou. pieces   %	-436.85	-2.57%	Daily change: pieces   %	-201,927 -26.75%
YTD Avg Volume: % chng prev year Avg	44,732.00	40.90%	Lending Volume (Multilateral/Bilateral)	4,162
Blocks Transactions Volume of Method 6-1 (thou. Pieces)	435.38		Daily change: pieces   %	-26,049
Blocks Transactions Volume of Method 6-2 & 6-3 (thou. Pieces)	0.00		Multilateral Lending	4,162
Bonds Transactions Volume	138,000		Bilateral Lending	0
Securities' Trades Number with Block Trades Method 6-1	17,640		Lending Trades Number:	16
Daily change: number   %	-1,463	-7.66%	Daily change: %	2
YTD Avg Trades number % chng prev year Avg	33,840	24.65%	Multilateral Lending Trades Number	16
Number of Blocks Method 6-1	4		Bilateral Lending Trades Number	0
Number of Blocks Method 6-2 & 6-3	0			
Number of Bonds Transactions	17			

Athex Capitalisation (mill. €)\*\*



Daily Fluctuation of Athex Composite Share Price Index



## Athex Indices

Index name	12/08/2020	11/08/2020	pts.	%	Min	Max	Year min	Year max	Year change
Athex Composite Share Price Index	634.97 #	626.39	8.58	1.37%	626.39	635.41	469.55	949.20	-30.73% €
FTSE/Athex Large Cap	1,527.85 #	1,505.54	22.31	1.48%	1,504.35	1,528.80	1,135.79	2,371.26	-33.51% €
FTSE/Athex Mid Cap Index	840.53 #	830.11	10.42	1.26%	830.11	840.77	659.09	1,298.86	-29.67% €
FTSE/ATHEX-CSE Banking Index	241.09 #	232.24	8.85	3.81%	232.24	241.47	199.24	673.55	-64.01% €
FTSE/ATHEX High Dividend Yield Index	2,327.27 #	2,302.92	24.35	1.06%	2,293.92	2,327.27	1,730.40	3,015.23	-20.88% €
FTSE/ATHEX Global Traders Index Plus	1,762.80 #	1,744.81	17.99	1.03%	1,741.48	1,762.80	1,269.53	2,435.50	-23.97% €
FTSE/ATHEX Mid & Small Cap Factor-Weighted Ind	2,424.02 #	2,412.95	11.07	0.46%	2,409.12	2,427.04	2,028.59	3,205.70	-18.54% €
ATHEX Select Index Plus	2,324.19 #	2,306.33	17.86	0.77%	2,306.33	2,334.81	1,698.34	3,182.42	-22.47% €
ATHEX Select Index	2,333.65 #	2,309.87	23.78	1.03%	2,309.87	2,334.66	1,734.15	3,581.16	-28.70% €
FTSE/Athex Market Index	387.62 #	383.51	4.11	1.07%	382.07	388.20	282.92	587.56	-31.86% €
FTSE Med Index	3,970.85 #	3,923.19	47.66	1.21%			3,062.99	5,342.28	-20.25% €
Athex Composite Index Total Return Index	1,064.50 #	1,050.12	14.38	1.37%	1,050.12	1,065.23	770.25	1,557.05	-28.82% €
FTSE/Athex Large Cap Total Return	2,337.05 #	2,302.92	34.13	1.48%			1,760.89	3,542.27	-31.53% €
FTSE/Athex Mid Cap Total Return	1,047.09 #	1,034.11	12.98	1.26%			818.92	1,582.98	-28.13% €
FTSE/ATHEX-CSE Banking Total Return Index	211.15 #	203.40	7.75	3.81%			176.97	588.56	-64.01% €
Hellenic Mid & Small Cap Index	957.07 #	947.42	9.65	1.02%	947.42	957.43	701.19	1,312.90	-23.65% €
FTSE/Athex Banks	318.53 #	306.84	11.69	3.81%	306.84	319.04	263.25	889.92	-64.01% €
FTSE/Athex Insurance	1,435.05 #	1,431.07	3.98	0.28%	1,415.12	1,435.05	1,076.29	2,088.80	-29.13% €
FTSE/Athex Financial Services	623.53 #	616.10	7.43	1.21%	616.10	631.04	548.44	1,123.81	-37.45% €
FTSE/Athex Industrial Goods & Services	2,033.51 #	1,976.27	57.24	2.90%	1,973.61	2,033.51	1,302.84	2,712.84	-20.61% €
FTSE/Athex Retail	46.87 #	46.27	0.60	1.30%	46.27	47.01	38.18	75.77	-32.70% €
FTSE/ATHEX Real Estate	3,931.41 #	3,817.61	113.80	2.98%	3,817.61	3,957.64	2,945.19	5,826.74	-28.06% €
FTSE/Athex Consumer Goods & Services	8,515.24 #	8,473.91	41.33	0.49%	8,323.59	8,515.24	5,596.91	10,280.00	-13.20% €
FTSE/Athex Food & Beverage	8,825.61 €	8,935.82	-110.21	-1.23%	8,763.49	8,935.90	5,768.28	13,004.12	-21.65% €
FTSE/Athex Basic Resources	3,791.56 #	3,765.55	26.01	0.69%	3,765.55	3,814.01	2,713.19	7,435.44	-41.29% €
FTSE/Athex Construction & Materials	2,143.27 #	2,120.99	22.28	1.05%	2,115.14	2,157.73	1,403.78	3,344.96	-30.48% €
FTSE/Athex Energy	2,807.70 #	2,801.57	6.13	0.22%	2,781.52	2,839.02	2,268.39	5,154.35	-44.39% €
FTSE/Athex Travel & Leisure	1,257.89 #	1,237.53	20.36	1.65%	1,237.53	1,258.37	904.20	2,084.49	-35.15% €
FTSE/Athex Technology	762.41 #	751.59	10.82	1.44%	751.59	764.55	537.98	1,029.21	-15.33% €
FTSE/Athex Telecommunications	3,662.73 #	3,581.70	81.03	2.26%	3,527.33	3,685.06	2,480.07	3,960.95	-6.69% €
FTSE/Athex Utilities	3,394.26 #	3,382.74	11.52	0.34%	3,360.03	3,414.21	1,865.80	3,457.24	6.56% #
FTSE/Athex Health Care	450.66 ~	450.66	0.00	0.00%	450.35	452.23	395.48	508.96	-10.73% €
Athex All Share Index	156.54 #	155.19	1.35	0.87%	156.54	156.54	122.81	223.49	-27.41% €
Hellenic Corporate Bond Index	116.56 #	116.40	0.16	0.13%			106.56	121.22	-3.08% €
Hellenic Corporate Bond Price Index	90.82 #	90.70	0.11	0.13%			84.04	96.15	-5.11% €

Note 1: FTSE/Med 100, Hellenic Corporate Bond Price Index and Hellenic Corporate Bond Index closing prices refer to the previous trading day of 10/08/2020.

Note 2: The Hellenic Mid & Small Cap Index is a Customized index calculated by the Athens Exchange.

## Analytic Figures for Athex Market's Boards and Categories

	Total Traded Securities	Main Market	Surveillance	Exchange Traded Funds (ETFs)
Totals	100	92	7	1
Gain / Lose / Same:	64 / 22 / 14	59 / 22 / 11	4 / 0 / 3	1 / 0 / 0
Athex Capitalisation (mill. €) **	44,554.04	44,304.41	249.63	
Daily Average Trans/ons Value(thou.€)	68,169.08	68,139.72	76.05	52.10
Transactions Value	25,823.61	25,791.40	32.20	0.02
Main Board:	22,410.11	22,377.89	32.20	0.02
Blocks Board 6_2_3:	3,413.50	3,413.50	0.00	0.00
Forced Sales Board:	0.00	0.00	0.00	0.00
Special Terms Board:	0.00	0.00	0.00	0.00
Daily Average Transactions Volume	44,731,999	44,250,179	511,023	2,780
Transactions Volume	16,554,313	16,288,813	265,499	1
Main Board:	16,118,931	15,853,431	265,499	1
Blocks Board 6_2_3:	435,382	435,382	0	0
Forced Sales Board:	0	0	0	0
Special Terms Board:	0	0	0	0
Daily Average Number of Trades	33,840	33,702	136	4
Number of Trades	17,640	17,548	91	1
Main Board:	17,636	17,544	91	1
Blocks Board 6_2_3:	4	4	0	0
Forced Sales Board:	0	0	0	0
Special Terms Board:	0	0	0	0

## Trading Details by Athex Sectors and Financial Instruments (ETFs)

Code	Sectors	Gain / Lose / Same	Number of Trades	Transactions Volume	Transactions Value	% of Total Trans. Value
3010	- Banks	6 / 0 / 0	6,761	12,199,810	7,578,069.51	29.35%
5510	- Basic Resources	5 / 5 / 0	274	133,825	230,220.94	0.89%
5010	- Construction & Materials	8 / 2 / 1	1,457	631,930	1,452,612.97	5.63%
4020	- Consumer Products & Services	4 / 1 / 0	795	147,264	842,536.73	3.26%
6010	- Energy	2 / 1 / 0	1,082	124,338	1,225,931.94	4.75%
12000	- Financial Instruments	1 / 0 / 0	1	1	15.30	0.00%
3020	- Financial Services	2 / 0 / 1	416	846,240	250,011.79	0.97%
4510	- Food Beverage & Tobacco	4 / 1 / 1	154	24,652	354,525.81	1.37%
2010	- Health Care	1 / 1 / 1	26	14,895	7,392.97	0.03%
5020	- Industrial Goods & Service	10 / 2 / 4	1,310	423,004	2,053,592.49	7.95%
3030	- Insurance	1 / 0 / 0	42	8,040	28,808.30	0.11%
4030	- Media	1 / 0 / 0	16	11,105	2,081.98	0.01%
4520	- Personal Care, Drug & Grocery Stores	1 / 2 / 0	91	14,457	89,834.76	0.35%
3510	- Real Estate	4 / 0 / 1	796	563,189	3,136,948.06	12.15%
4040	- Retail	3 / 1 / 0	135	20,799	69,970.49	0.27%
1010	- Technology	5 / 2 / 1	196	47,107	87,206.55	0.34%
1510	- Telecommunications	2 / 2 / 1	1,241	434,471	3,834,366.99	14.85%
4050	- Travel & Leisure	2 / 1 / 2	1,145	329,384	1,384,982.60	5.36%
6510	- Utilities	2 / 1 / 1	1,702	579,802	3,194,504.78	12.37%

## Top 10 best &amp; worst performing Shares

## Main Market

With positive Price change	Closing price	change	With negative Price change	Closing price	change
KEKROPS SA (CR)	2.24	7.95% #	ELVALHALCOR (CR)	1.19	-1.65% ☹
EUROBANK HOLDINGS (CR)	0.4041	5.70% #	CC HBC AG (CR)	23.58	-1.26% ☹
MYTILINEOS (CR)	8.1	3.38% #	EYDAP S.A. (CR)	6.4	-0.77% ☹
LAMDA DEVELOPMENT SA (CR)	5.8	3.20% #	EPSILON NET (CR)	2.62	-0.76% ☹
ALPHA BANK (CR)	0.516	2.99% #	GR. SARANTIS S.A. (CR)	8.63	-0.58% ☹
PIRAEUS BANK (CR)	1.17	2.72% #	CENTRIC HOLDINGS (CR)	0.236	-0.42% ☹
AVAX S.A. (CR)	0.3805	2.56% #	INTRACOM HOLDINGS (CR)	0.628	-0.32% ☹
NATIONAL BANK (CR)	1.1425	2.42% #	MOTOR OIL (CR)	11.1	-0.27% ☹
OTE (CR)	13.3	2.31% #			
ELLAKTOR (CR)	1.159	2.21% #			
With the highest Transactions Value	Value (thou. €)	change	With the highest Transactions Volume	Volume	change
OTE (CR)	3,740.13	2.31% #	EUROBANK HOLDINGS (CR)	5,043,380	5.70% #
LAMDA DEVELOPMENT SA (CR)	3,073.33	3.20% #	ALPHA BANK (CR)	4,125,847	2.99% #
NATIONAL BANK (CR)	2,183.38	2.42% #	NATIONAL BANK (CR)	1,907,820	2.42% #
ALPHA BANK (CR)	2,112.33	2.99% #	PIRAEUS BANK (CR)	1,023,378	2.72% #
EUROBANK HOLDINGS (CR)	1,985.28	5.70% #	MARFIN INVESTMENT GROUP (CR)	772,791	1.17% #
MYTILINEOS (CR)	1,615.99	3.38% #	LAMDA DEVELOPMENT SA (CR)	531,289	3.20% #
TERNA ENERGY (CR)	1,559.40	0.00% ↔	ELLAKTOR (CR)	380,694	2.21% #
OPAP (CR)	1,286.79	1.66% #	OTE (CR)	283,120	2.31% #
PIRAEUS BANK (CR)	1,199.08	2.72% #	PPC (CR)	279,961	0.73% #
MOTOR OIL (CR)	1,136.27	-0.27% ☹	MYTILINEOS (CR)	201,976	3.38% #

Note: Stocks that are not included in the "Low Dispersion" and "Under Supervision" categories, and the transactions value is more than 10,000 €.

## Derivatives Summary

	Number of Trades	Volume	Open Interest
Index Futures	133	422	4,278
FTSE/Athex Large Cap	133	422	4,278
Stock Futures	1,340	18,699	257,556
ADMIE (IPTO) HOLDING S.A. (CR)	16	127	3,214
ALPHA BANK (CR)	229	5,125	87,121
ATTICA BANK S.A. (CR)	0	0	0
CC HBC AG (CR)	5	17	94
CENERGY HOLDINGS (CB)	0	0	2,060
ELLAKTOR (CR)	67	612	10,199
EUROBANK HOLDINGS (CR)	212	5,879	35,542
EYDAP S.A. (CR)	3	3	103
FOURLIS (CR)	0	0	53
GEK TERNA (CR)	41	171	3,187
HELLENIC EXCHANGES-A.S.E. (CR)	2	6	1,341
HELLENIC PETROLEUM (CR)	4	17	1,364
INTRACOM HOLDINGS (CR)	4	60	995
JUMBO SA (CR)	23	85	353
LAMDA DEVELOPMENT SA (CR)	35	129	1,978
MARFIN INVESTMENT GROUP (CR)	0	0	43,554
MOTOR OIL (CR)	29	68	645
MYTILINEOS (CR)	70	239	5,098
NATIONAL BANK (CR)	204	3,358	30,464
OPAP (CR)	17	67	2,105
OTE (CR)	74	322	2,042
P.P.A. S.A. (CR)	0	0	325
PIRAEUS BANK (CR)	142	1,935	12,224
PPC (CR)	97	304	7,797
TERNA ENERGY (CR)	51	136	1,917
TITAN CEMENT (CB)	14	34	1,652
VIOHALCO SA/NV (CB)	1	5	2,129
Index Options	5	71	1,310
FTSE/Athex Large Cap	5	71	1,310
Stock Options	0	0	1,349
ALPHA BANK (CR)	0	0	110
NATIONAL BANK (CR)	0	0	460
OPAP (CR)	0	0	337
OTE (CR)	0	0	147
PIRAEUS BANK (CR)	0	0	14
PPC (CR)	0	0	281
<b>Total Derivatives Traded</b>	<b>1,478</b>	<b>19,192</b>	<b>264,493</b>









Daily Official List

Year: 141 Trading Day No: 151

Section 2: Analytic Figures of Shares Transactions

Wednesday, 12 August, 2020

Number of Outstanding Securities	Nominal Value	Dividends [1] 2017 2018 2019	Date of Last Coupon Dividend [2]	Note	Shares	Closing price	% change	Previous closing price/date	Open price	Price min	Price max	Last price	Avg price	Last Bid [7]	Last Ask [7]	P/E after tax	Year	Volume	Trades	Transactions Value[8]	Company Mkt Value (thou. €)	Year low	Year high	Sector[4]	
18,017,472	0.360	---	15/06/2010	28/08/2017	---	KTIMA KOSTAS LAZARIDIS SA (CR)	1.03	---	1.03	11/08/2020	1	1	1	1	160@0.982	50@1.00	---	---	130	3	130.00	18,558.00	0.91	1.55	45101015
21,364,000	1.12	0.2 0.2	29/07/2019	10/08/2005	---	LAMPASA HOTEL SA (CR)	20	---	20	11/08/2020	---	---	---	---	100@19.70	10@20.00	---	---	---	---	427,280.00	17.5	20.6	40501025	
5,939,268	0.620	---	10/07/2003	03/01/2002	---	LANAKAM SA (CR)	0.99	---	0.99	11/08/2020	---	---	---	---	---	500@0.990	---	2018	---	---	5,879.88	0.81	1.3	40401020	
17,120,280	0.940	---	12/06/2020	02/08/2019	---	LOULIS MILLS SA (CR)	2.66	---	2.66	11/08/2020	---	---	---	---	50@2.66	138@2.82	---	---	---	---	45,539.94	2.48	3.74	45102020	
8,321,682	0.670	---	17/08/2007	23/11/1999	---	N. LEVENTERIS (CR)	0.153	---	0.153	11/08/2020	0.138	0.138	0.138	0.138	44@0.138	192@0.168	---	2019	56	1	7.73	1,878.16	0.122	0.224	50203000
2,160,524	0.670	0.0436	03/12/2018	23/11/1999	---	N. LEVENTERIS (PR)	0.28	---	0.28	11/08/2020	---	---	---	---	---	987@0.280	---	2019	---	---	1,878.16	0.175	0.294	50203000	
6,340,000	0.600	0.05 0.06	14/02/2020	02/12/2019	---	NAKAS MUSIC	1.65	---	1.65	11/08/2020	---	---	---	---	200@1.51	801@1.65	---	---	---	---	10,461.00	0.93	2.66	40401030	
27,379,200	0.300	0.148 0.294	03/07/2020	24/08/2018	---	CRETE PLASTICS SA (CR)	13.65	---	13.65	11/08/2020	---	---	---	---	20@13.40	50@13.95	---	---	---	---	373,726.08	8.55	14.9	50203015	
255,494,534	3.00	0.22 0.286	16/04/2020	23/12/2015	---	PRODEA (CR)	7.9	---	7.9	11/08/2020	---	---	---	---	46@7.90	---	---	---	---	---	2,018,406.82	6.05	8.35	35102000	
4,181,450	0.500	---	21/08/2000	05/03/2002	---	FLOUR MILLS SARANTOPOULOS SA	1.26	---	1.26	11/08/2020	---	---	---	---	---	300@1.25	---	---	---	---	5,268.63	1.15	3.3	45102020	

Exchange Traded Funds (ETFs)

853,597	---	---	15/06/2016	---	ALPHA ETF FTSE Athex Large Cap	15.3	2.69 p	14.9	11/08/2020	15.3	15.3	15.3	15.3	15.317500@15.17	17500@15.36	---	---	1	1	15.30	---	11.3	24.5	12003
---------	-----	-----	------------	-----	--------------------------------	------	--------	------	------------	------	------	------	------	-----------------	-------------	-----	-----	---	---	-------	-----	------	------	-------

Surveillance

172,599,567	0.300	---	19/09/2016	5161	Forthnet (CR)	0.238	---	0.238	11/08/2020	0.238	0.238	0.238	0.238	0.238	3500@0.202	2901@0.238	---	---	4,099	3	975.56	41,078.70	0.186	0.448	15102015	
355,437,751	0.100	---	07/07/2010	21/09/2017	5160	FRIGOGLASS SA (CR)	0.096	1.05 p	0.095	11/08/2020	0.0935	0.0935	0.099	0.096	0.094	484@0.096	475@0.099	---	---	104,166	22	9,805.07	34,122.02	0.09	0.28	50204000
51,081,030	1.00	---	20/08/2007	03/09/2007	4912	LAVIPHARM SA (CR)	0.292	8.15 p	0.27	11/08/2020	0.28	0.28	0.298	0.298	0.292	17180@0.280	4991@0.298	---	---	12,520	8	3,656.20	14,915.66	0.208	0.338	20103015
16,838,928	0.500	---	21/05/2008	19/06/2020	5247	PASAL DEVELOPMENT S.A. (CR)	0.68	---	0.68	11/08/2020	---	---	---	---	2000@0.680	8500@0.720	---	---	---	---	11,450.47	0.4849	1.1713	35101010		
65,326,268	0.530	---	04/07/2007	19/07/2006	4750	SATO SA (CR)	0.033	---	0.033	11/08/2020	---	---	---	---	2900@0.027	7000@0.038	---	---	---	---	2,155.77	0.0125	0.038	40202015		
13,191,620	0.620	---	04/08/2010	09/09/2002	5232	YALCO - CONSTANTINOU (CR)	0.0765	---	0.0765	11/08/2020	---	---	---	---	---	14000@0.092	---	---	---	---	1,009.16	0.105	0.0915	40202020		
13,000,000	1.00	---	01/08/2007	07/04/2000	5093	AKRITAS SA (CR)	0.3	---	0.3	11/08/2020	0.272	0.272	0.272	0.272	70@0.272	1000@0.300	---	---	20	2	5.44	3,900.00	0.27	0.5	50101035	
185,373,016	0.300	---	02/07/2008	28/02/2011	4957	ANEK LINES SA (CR)	0.04	---	0.04	11/08/2020	---	---	---	---	5000@0.038	2733@0.040	---	---	---	---	7,734.37	0.03	0.072	40501015		
312,163	0.300	---	02/07/2008	28/02/2011	4959	ANEK LINES SA (PR, issue '90)	0.072	---	0.072	11/08/2020	---	---	---	---	---	---	---	---	---	---	7,734.37	0.058	0.072	40501015		
2,969,713	0.300	---	02/07/2008	28/02/2011	4958	ANEK LINES SA (PR, issue '96)	0.1	---	0.1	11/08/2020	---	---	---	---	---	51@0.080	---	---	---	---	7,734.37	0.08	0.1	40501015		
4,737,503	0.320	---	22/06/2005	22/09/2015	5115	VARANGIS AVEPE S.A. (CR)	0.128	---	0.128	11/08/2020	---	---	---	---	---	15@0.103	---	---	---	---	606.40	0.103	0.16	40202015		
6,330,002	0.300	---	25/06/2002	15/03/2019	5162	VARVARESSOS (CR)	0.398	---	0.398	11/08/2020	---	---	---	---	---	414@0.390	---	2019	---	---	2,519.34	0.282	0.525	55101020		
17,579,754	4.16	---	18/08/2006	02/08/2010	---	BIOTER SA (CR)	0.096	---	0.096	11/08/2020	---	---	---	---	---	166@0.077	---	---	---	---	1,687.66	0.041	0.096	50101010		
4,968,600	2.88	---	01/07/1998	14/12/1998	5245	VIS SA (CR)	0.845	---	0.845	11/08/2020	---	---	---	---	40@0.845	---	---	2019	---	---	4,198.47	0.62	1.26	50203030		
15,878,748	0.480	---	10/07/2006	22/03/2004	5095	DOMKI KRITIS SA (CR)	0.274	---	0.274	11/08/2020	---	---	---	---	500@0.250	1500@0.278	---	---	---	---	4,350.78	0.109	0.322	50101010		
3,961,300	1.28	---	29/06/2004	03/08/2000	5248	DUROS SA (CR)	0.17	---	0.17	11/08/2020	---	---	---	---	1700@0.136	600@0.170	---	2019	---	---	673.42	0.125	0.27	40204020		
51,754,364	0.300	---	23/12/2003	24/01/2007	5197	SELECTED TEXT. IND. ASSOC (CR)	0.169	---	0.169	11/08/2020	---	---	---	---	500@0.137	850@0.165	---	---	---	---	8,746.49	0.117	0.25	55101020		
11,125,110	0.300	---	02/06/2010	06/11/2017	5178	EUROCONSULTANTS S.A. (CR)	0.266	---	0.266	11/08/2020	---	---	---	---	400@0.214	500@0.270	---	---	---	---	2,959.28	0.165	0.34	50205020		
156,961,721	0.300	---	30/05/2013	14/11/2007	5246	INTRALOT (CR)	0.119	---	0.119	11/08/2020	0.115	0.115	0.119	0.119	0.116	5000@0.118	16686@0.119	---	---	140,994	43	16,361.23	18,678.44	0.072	0.41	40501020
7,125,216	0.650	---	01/07/2005	14/12/1999	4955	KRE.KA SA (CR)	0.179	---	0.179	11/08/2020	---	---	---	---	---	900@0.180	---	2019	---	---	1,275.41	0.058	0.24	45102010		
7,734,375	1.00	---	09/07/2007	07/01/2011	5112	LIVANIS SA (CR)	0.0505	---	0.0505	11/08/2020	---	---	---	---	---	4000@0.061	---	---	---	---	390.59	0.0505	0.116	40301030		
15,842,391	1.51	---	15/07/2009	12/05/2000	5141	BITROS HOLDING SA (CR)	0.132	---	0.132	11/08/2020	---	---	---	---	2000@0.106	35@0.156	---	---	---	---	2,091.20	0.092	0.204	55102010		
119,596,817	0.040	---	15/07/2008	27/04/2017	5190	NIKAS SA (CR)	0.6	---	0.6	11/08/2020	---	---	---	---	500@0.480	400@0.720	---	---	---	---	71,758.09	0.4	0.6	45102020		
24,319,250	0.300	---	09/07/2002	04/07/2007	5165	PRODEFTIKH SA (CR)	0.18	1.12 p	0.178	11/08/2020	0.18	0.18	0.18	0.18	0.18	2000@0.151	1000@0.180	---	---	1,200	4	216.00	4,377.47	0.11	0.292	50101010
10,186,667	1.35	---	24/06/2008	02/02/2016	4887	SIDMA SA (CR)	0.474	0.85 p	0.47	11/08/2020	0.472	0.472	0.474	0.474	0.473	300@0.382	670@0.474	---	---	2,500	9	1,183.40	4,828.48	0.192	0.57	55102010

Number of Outstanding Securities	Nominal Value	Dividends [1]			Date of Last Coupon		Note	Shares	Closing price	% change	Previous closing price/date	Open price	Price min	Price max	Last price	Avg price	Last Bid [7]	Last Ask [7]	P/E after tax	Year	Volume	Trades	Transactions Value[8]	Company Mkt Value (thou. €)	Year low	Year high	Sector[4]
766,000	1.00	---	---	---	01/07/2004	11/12/2012	5193 TRIA ALFA SA (CR)	3.96	---	3.96 11/08/2020	---	---	---	---	---	1@3.96	79@4.70	25.02	2019	---	---	---	4,126.06	1.44	3.96	55101020	
245,000	1.00	---	---	---	19/07/2010	11/12/2012	5194 TRIA ALFA SA (PR)	4.46	---	4.46 11/08/2020	---	---	---	---	---	---	300@4.70	28.18	2019	---	---	---	4,126.06	0.9	4.46	55101020	

## Suspension Status

20,255,805	0.300	---	---	---	22/08/2006	02/08/2010	5136 AXON HOLDING SA (CR)	0.058	---	0.058 28/04/2017	---	---	---	---	---	---	---	---	---	---	---	---	---	1,174.84	0.058	0.058	20101010
5,867,311	0.300	---	---	---	11/08/2010	28/04/2017	5243 DIONIC (CR)	0.11	---	0.11 30/06/2020	---	---	---	---	---	---	---	---	---	---	---	---	---	645.40	0.096	0.244	50205010
21,820,410	0.800	---	---	---	22/05/2008	02/08/2011	5174 EUROMEDICA SA (CR)	0.448	---	0.448 30/04/2018	---	---	---	---	---	---	---	---	---	---	---	---	---	9,775.54	0.448	0.448	20101010
66,948,210	0.300	---	---	---	22/09/2015	22/09/2015	5179 FOLLI FOLLIE (CR)	4.8	---	4.8 24/05/2018	---	---	---	---	---	---	---	---	---	---	---	---	---	321,351.41	4.8	4.8	40401030
12,417,000	0.310	---	0.0205	---	27/08/2019	28/08/2017	5233 MLS MULTIMEDIA SA (CR)	0.57	---	0.57 12/05/2020	---	---	---	---	---	---	---	---	---	---	---	---	---	7,077.69	0.475	1.51	10101015
33,301,715	0.320	---	---	---	27/06/2003	08/07/2009	5241 AEGEK (CR)	0.035	---	0.035 25/06/2020	---	---	---	---	---	---	---	---	---	---	---	---	---	1,165.56	0.0245	0.06	50101010
14,870,100	0.300	---	---	---	15/05/2008	26/09/2011	5130 ALPHA GRISSIN S.A. (CR)	0.014	---	0.014 13/04/2017	---	---	---	---	---	---	---	---	---	---	---	---	---	208.18	0.014	0.014	10102030
33,930,000	0.300	---	---	---	03/07/2006	30/05/2001	4865 BABIS VOVOS SA (CR)	0.304	---	0.304 30/03/2012	---	---	---	---	---	---	---	---	---	---	---	---	---	10,314.72	0.304	0.304	35101010
77,126,446	0.340	---	---	---	23/05/2005	18/08/2011	5206 G.E. DIMITRIOU (CR)	0.0125	---	0.0125 30/04/2019	---	---	---	---	---	---	---	---	---	---	---	---	---	964.08	0.0125	0.0125	40202020
6,000,000	0.600	---	---	---	13/06/2008	08/04/2004	5172 EUROBROKERS S.A. (CR)	0.008	---	0.008 27/04/2018	---	---	---	---	---	---	---	---	---	---	---	---	---	48.00	0.008	0.008	30302015
7,085,888	1.59	---	---	---	02/07/1996	06/09/2010	5216 ELVIEK (CR)	2.6	---	2.6 30/09/2019	---	---	---	---	---	---	---	---	---	---	---	---	---	18,423.31	2.6	2.6	35101010
25,179,640	0.600	---	---	---	08/08/1994	19/09/2000	5191 J.BOUTARIS & SON (CR)	0.026	---	0.026 01/10/2018	---	---	---	---	---	---	---	---	---	---	---	---	---	742.45	0.026	0.026	45101015
1,540,000	0.600	---	---	---	08/08/1994	19/09/2000	5192 J.BOUTARIS & SON (PR)	0.057	---	0.057 01/10/2018	---	---	---	---	---	---	---	---	---	---	---	---	---	742.45	0.057	0.057	45101015
24,619,524	0.500	---	---	---	10/10/1986	30/12/2002	4914 KERAMIA-ALLATINI (CR)	0.088	---	0.088 30/08/2012	---	---	---	---	---	---	---	---	---	---	---	---	---	2,166.52	0.088	0.088	35101010
31,543,600	0.420	---	---	---	19/07/2010	19/12/2018	5205 KRETA FARM SA (CR)	1.085	---	1.085 30/04/2019	---	---	---	---	---	---	---	---	---	---	---	---	---	34,224.81	1.085	1.085	45102020
23,935,280	0.300	---	---	---	29/06/2009	13/06/2000	5153 NAYTEMPORIKI PUBLISHING SA(CR)	0.107	---	0.107 02/10/2017	---	---	---	---	---	---	---	---	---	---	---	---	---	2,561.07	0.107	0.107	40301030
255,459,600	0.300	---	---	---	26/06/2000	03/12/2010	5101 NEL SA (CR)	0.07	---	0.07 31/08/2015	---	---	---	---	---	---	---	---	---	---	---	---	---	17,882.17	0.07	0.07	40501015
23,463,874	0.800	---	---	---	23/05/2003	21/12/1999	4918 NEORION SA (CR)	0.125	---	0.125 30/08/2012	---	---	---	---	---	---	---	---	---	---	---	---	---	2,932.98	0.125	0.125	50206030
17,175,776	0.370	---	---	---	14/07/2005	30/09/2003	---	1.15	---	1.15 01/07/2020	---	---	---	---	---	---	327789@1.15	---	---	---	---	---	---	19,752.14	1.15	1.16	45102010
18,750,000	0.300	---	---	---	02/07/2001	31/12/2012	5154 PEGASUS PUBLISHING S.A. (CR)	0.089	---	0.089 02/10/2017	---	---	---	---	---	---	---	---	---	---	---	---	---	1,668.75	0.089	0.089	40301030
100,793,572	0.300	---	---	---	16/07/2009	11/02/2016	5110 TELETIPOS SA (CR)	0.06	---	0.06 07/03/2016	---	---	---	---	---	---	---	---	---	---	---	---	---	6,047.61	0.06	0.06	40301035
4,034,950	0.680	---	---	---	01/07/2005	30/12/2010	5171 CHATZIKRANIOTIS & SONS SA (CR)	0.14	---	0.14 27/04/2018	---	---	---	---	---	---	---	---	---	---	---	---	---	564.89	0.14	0.14	45102020

## Shares' Notes

Code	Note text
( )	- Adjusted dividends.
*	- Last adjusted closing price.
[1]	- Net dividends.
[2]	- The "Date of Last Coupon" for New listings refers to the date company's stocks started to trade in Athex
[3]	- The Company Market Value is referred to the number of outstanding shares
[4]	- Sectors codification can be found in Appendix A
[5]	- The Market Value refers to the total number of shares listed (including their several classes) in the exchange by the company.
[6]	- P/E greater than 100
[7]	- Last view of the Order Book before the end of the trading session
[8]	- All Blocks Methods' Transactions Value are included.
4750	- Transfer to the Under Surveillance Category from 8/4/2011.
4865	- Suspension of trading as of 2/4/2012.
4887	- Transfer to the Surveillance Category as of 10/4/2012.
4912	- Transfer to the Surveillance Category as of 31/7/2012.
4914	- Suspension of trading as of 31/8/2012.
4918	- Suspension of trading as of 31/8/2012.
4955	- Transfer to the Surveillance Category as from 5/4/2013.
4957	- Transfer to the Surveillance Category as from 5/4/2013.
4958	- Transfer to the Surveillance Category as from 5/4/2013.
4959	- Transfer to the Surveillance Category as from 5/4/2013.
5093	- Transfer to the Surveillance Category as of 8/4/2015.
5095	- Transfer to the Surveillance Category as from 09/04/2015.
5101	- Suspension of trading as of 1/9/2015.
5110	- Suspension of trading as of 08/03/2016.
5112	- Transfer to the Surveillance Category as of 15/04/2016.
5115	- Transfer to the Surveillance Category as of 15/04/2016.
5130	- Suspension of trading as of 18/04/2017.
5136	- Suspension of trading as of 02/05/2017.
5141	- Transfer to the Surveillance Category as of 10/05/2017.
5153	- Suspension of trading as of 03/10/2017.
5154	- Suspension of trading as of 03/10/2017.
5160	- Transfer to the Surveillance Category as of 15/04/2016.
5161	- Transfer to the Surveillance Category as of 25/11/2011.
5162	- Transfer to the Under Supervision Category as of 21/12/2009.
5165	- Transfer to the Surveillance Category as of 15/02/2018.
5171	- Suspension of trading as of 30/04/2018.
5172	- Suspension of trading as of 30/04/2018.
5174	- Suspension of trading as of 02/05/2018.
5178	- Transfer to the Surveillance Category as of 11/05/2018.
5179	- Suspension of trading as of 25/05/2018.
5190	- Transfer to the Surveillance Category as of 01/10/2018.
5191	- Suspension of trading as of 02/10/2018.
5192	- Suspension of trading as of 02/10/2018.
5193	- Transfer to the Surveillance Category as of 25/10/2018.
5194	- Transfer to the Surveillance Category as of 25/10/2018.
5197	- Transfer to the Surveillance Category as of 07/11/2018.
5205	- Suspension of trading as of 02/05/2019.
5206	- Suspension of trading as of 02/05/2019.
5216	- Suspension of trading as of 01/10/2019.
5232	- Transfer to the Under Surveillance Category from 08/04/2011.
5233	- Suspension of trading as of 13/05/2020.
5241	- Suspension of trading as of 26/06/2020.

---

## Shares' Notes

---

Code	Note text
5243	- Suspension of trading as of 01/07/2020.
5245	- Transfer to the Surveillance Category as of 09/07/2020.
5246	- Transfer to the Surveillance Category as of 09/07/2020.
5247	- Transfer to the Surveillance Category as from 5/4/2013.
5248	- Transfer to the Surveillance Category as of 05/08/2020.

## Securities Blocks Details

Securities	Block Volume	Price	Block Trade Value	Time of approval	Note
TERNA ENERGY (CR)	69,253	11.46	793,639.38	12:15:33	20
LAMDA DEVELOPMENT SA (CR)	100,000	5.72	572,000.00	12:19:20	20
LAMDA DEVELOPMENT SA (CR)	200,000	5.85	1,170,000.00	14:01:09	20
OTE (CR)	66,129	13.28	877,862.48	16:51:19	20

## Blocks Notes

9 - Method 6-1 / Special Fees

10 - Method 6-1 / Special Fees, SDS

14 - Method 6-3 / Settlement, Incomplete Buy and Sell

18 - Method 6-2 / SPOT 1

19 - Method 6-2 / SPOT 2

20 - Method 6-1 and Method 6-1 Same Day Settlement

21 - Other Pre-agreed



**Shares Rights Details**

Occured date	Exercise from	Exercise until	Trading until	Rights	Price min	Price max	Closing price	Last Bid	Last Ask	Volume	Trades	Transactions Value
--------------	---------------	----------------	---------------	--------	-----------	-----------	---------------	----------	----------	--------	--------	--------------------

No Rights Transactions.

---

Securities Forced Sales

---

Securities	Category of Security	Transactions Volume	Number of Trades	Transactions Value	Note
------------	----------------------	------------------------	---------------------	-----------------------	------

---

No Forced Transactions.

---

---

Forced Sales Notes

---

- 1 - Normal Forced Sale.
- 2 - Forced Sales of Fixed Registered Shares.
- 3 - Forced Sales of Remaining Stock Fractions.

**Forced Sales Registered Shares**

Securities	Start Date	End Date	Initial Volume	Remaining Volume	Date	Avg price (day)	Avg price (period)	Number of Trades	Transactions Volume	Transactions Value
------------	------------	----------	----------------	------------------	------	-----------------	--------------------	------------------	---------------------	--------------------

No Fixed Registered Shares Forced Sales.

**Forced Sales Notes**

According to Decision 1/380/04.05.2008 of the Hellenic Republic Capital Market Commission, the certificated registered shares that have not been deposited to the issuer for dematerialisation, will be auctioned in the Athens Exchange by the supervising issuer. Forced sales procedure is held according to Article 99A of the Athens Exchange Rulebook. The average price of the period is calculated by dividing the Total transactions value by the Total volume and includes all the transactions made until the current date.

## Exchange Traded Funds (ETFs) Characteristics

	Transactions Date (T)	Creation / Redemption	Units (T-1)	New Units (T-1)	Redemption Units (T-1)	Units (T) [1]	Fund Assets [2]	Net Unit Price	Dividend per Unit	Dividend Date
ALPHA ETF FTSE Athex Large Cap	12/08/2020	5,000	853,597	---	---	853,597	12,897,540.00	15.1096	0.81	01/07/2020

## ETFs Notes

[1] - Units (T) = Units (T-1) + New Units (T-1) - Redemption Units (T-1)

[2] - The Creation / Redemption Units of T-1 are included.

## Convertible Corporate Bonds - Regulated Market

Num Listed Bonds	Nominal price	Issue price	Today's Rate	Exp. Date	Duration (years)	Note	Coupon		Trading Unit	Corporate Bonds	Price min	Price max	Closing price	Previous closing price/date	Volume	Transactions Value	Last order			ear min	Year max
							Common	Preferred									Price	Buy / Sell	Date		
171,246,551	0.30	0.30	1.00	11/10/2025	9	---	16	---	1	FORTHNET S.A. (Convertible)	---	---	---	---	---	---	90.0000	B	03/08/2020	100.0000	100.0000

## Corporate Bonds Notes

Transactions Volume = (Pieces) \* (Nominal Price). Transactions Value = (Pieces) \* (Nominal Price) \* (price %) + (Accrued interest).

The price of a Bond is stated as a percentage (%) of Bond's Nominal Price.

Nominal Price in Euros (€), except if it is noted differently.

## Non Convertible Corporate Bonds - Regulated Market

Num Listed Bonds	Nominal price	Issue price	Today's Rate	Exp. Date	Duration (years)	Note	Coupon		Trading Unit	Corporate Bonds	Accrued Int.	Yield.T.Mat	Price min	Price max	Closing price	Previous closing price/date	Volume	Transactions Value	Last order		ear min	Year max		
							Common	Preferred											Price	Buy / Sell			Date	
175,000	1,000.00	1,000.00	3.40	26/07/2024	5	---	3	---	1	ATTICA HOLDINGS S.A. (Non Convertible)	1.7000	9.4130	81.5000	81.5000	81.5000	81.5500	11/08/2020	6,000	4,900.20	80.0100	B	12/08/2020	60.0000	100.0000
22,727	1,000.00	1,000.00	4.95	26/06/2023	5	---	5	---	1	B&F COMM. & GARM. INDUS. S.A. (Non Convertible)	6.7375	9.1830	88.0195	88.0195	88.0195	88.0050	10/08/2020	3,000	2,660.80	88.0001	B	12/08/2020	68.0000	94.9999
40,000,000	1.00	1.00	5.00	04/10/2021	5	---	16	---	1	HOUSEMARKET S.A. (Non Convertible)	0.0054	2.6960	102.0001	102.0001	102.0001	101.6000	10/08/2020	10,000	10,254.18	102.0001	B	12/08/2020	93.8736	105.1000
150,000	1,000.00	1,000.00	2.60	22/10/2026	7	---	2	---	1	TERNA ENERGY FINANCE S.A. (Non Convertible)	8.2333	2.6140	99.6000	99.6500	99.6250	99.6000	11/08/2020	10,000	10,044.83	99.6500	B	12/08/2020	84.4000	102.8000
200,000	1,000.00	1,000.00	3.60	12/03/2026	7	---	3	---	1	AEGEAN AIRLINES S.A. (Non Convertible)	15.5000	5.8460	88.5000	89.9990	89.1554	87.2870	11/08/2020	9,000	8,163.49	86.0000	B	12/08/2020	54.7313	107.3000
90,000	1,000.00	1,000.00	3.00	11/05/2023	5	---	5	---	1	CORAL A.E. (Non Convertible)	7.9167	2.5910	---	---	---	100.6000	11/08/2020	---	---	100.6500	B	12/08/2020	89.4200	105.0000
120,000	1,000.00	1,000.00	3.95	04/04/2025	7	---	5	---	1	GEK TERNA S.A. (Non Convertible)	14.2639	2.7480	103.7500	104.0000	103.9329	103.7500	11/08/2020	41,000	43,197.32	103.7500	B	12/08/2020	91.0000	107.2000
320,000	1,000.00	1,000.00	3.40	21/07/2027	7	---	1	---	1	LAMDA DEVELOPMENT S.A. (Non Convertible)	2.2667	3.3230	100.4000	100.4000	100.4000	100.0000	11/08/2020	59,000	59,369.73	100.0000	B	12/08/2020	99.7600	100.8500
500,000	1,000.00	1,000.00	2.75	03/07/2027	7	---	1	---	1	GEK TERNA S.A. (Non Convertible)	3.2083	2.9000	---	---	---	99.0760	11/08/2020	---	---	99.0000	B	12/08/2020	97.8469	100.0000

## Corporate Bonds Notes

Transactions Volume = (Pieces) \* (Nominal Price). Transactions Value = (Pieces) \* (Nominal Price) \* (price %) + (Accrued interest).

The price of a Bond is stated as a percentage (%) of Bond's Nominal Price.

Nominal Price in Euros (€), except if it is noted differently.

## Government Bonds

Number Listed Bonds	Nominal price	Today's Rate	Accrued Interest Calc	Exp. Date [1]	Duration (years)	Note	Coupons Date	Curr. coupon value	Trading Unit	Government Bonds	Price min	Price max	Closing price	Previous closing price/date	Volume	Transactions Value	Price	Last order Buy / Sell	Date
3,000,000	1,000.00	4.38	Actual/Actual	01/08/2022	5	---	01/08	4.38	1	GGB-FXD-010822-05Y-4.375-1.000	---	---	---	---	---	---	1.0000	B	28/11/2018
2,500,000	1,000.00	1.88	Actual/Actual	04/02/2035	15	---	04/02	1.88	1	GGB-FXD-040235-15Y-1.875-1.000	---	---	---	---	---	---	---	---	---
2,500,000	1,000.00	3.45	Actual/Actual	02/04/2024	5	---	02/04	3.45	1	GGB-FXD-020424-05Y-3.450-1.000	---	---	---	---	---	---	---	---	---
4,355,990,324	1.00	3.50	Actual/Actual	30/01/2023	5	---	01/02 - 31/01	3.50	1	GGB-FXD-300123-05Y-3.500-1.00	---	---	---	94.5720 13/07/2018	---	---	1.0000	B	28/11/2018
5,962,747,327	1.00	3.75	Actual/Actual	30/01/2028	10	---	/02 - 01/02 - 31/	3.75	1	GGB-FXD-300128-10Y-3.750-1.00	---	---	---	85.4610 13/07/2018	---	---	1.0000	B	28/11/2018
6,091,218,404	1.00	3.90	Actual/Actual	30/01/2033	15	---	/02 - 01/02 - 31/	3.90	1	GGB-FXD-300133-15Y-3.900-1.00	---	---	---	78.6730 13/07/2018	---	---	1.0000	B	28/11/2018
4,805,399,486	1.00	4.00	Actual/Actual	30/01/2037	19	---	/02 - 01/02 - 31/	4.00	1	GGB-FXD-300137-19Y-4.000-1.00	---	---	---	77.0370 13/07/2018	---	---	1.0000	B	28/11/2018
4,603,713,186	1.00	4.20	Actual/Actual	30/01/2042	24	---	/02 - 01/02 - 31/	4.20	1	GGB-FXD-300142-24Y-4.200-1.00	---	---	---	77.7640 13/07/2018	---	---	1.0000	B	28/11/2018
550,418,123	1.00	3.65	Actual/Actual	24/02/2023	11	---	24/02	3.65	1	GGB-FXD-240223-11Y-2.000-1.00	---	---	---	10.0000 22/06/2015	---	---	10.0000	B	11/07/2019
445,007,576	1.00	3.65	Actual/Actual	24/02/2024	12	---	24/02	3.65	1	GGB-FXD-240224-12Y-2.000-1.00	---	---	---	10.0000 22/06/2015	---	---	---	---	---
423,674,226	1.00	3.65	Actual/Actual	24/02/2025	13	---	24/02	3.65	1	GGB-FXD-240225-13Y-2.000-1.00	---	---	---	10.0000 22/06/2015	---	---	---	---	---
212,292,153	1.00	3.65	Actual/Actual	24/02/2026	14	---	24/02	3.65	1	GGB-FXD-240226-14Y-2.000-1.00	---	---	---	10.0000 22/06/2015	---	---	---	---	---
160,621,352	1.00	3.65	Actual/Actual	24/02/2027	15	---	24/02	3.65	1	GGB-FXD-240227-15Y-2.000-1.00	---	---	---	10.0000 22/06/2015	---	---	---	---	---
183,244,055	1.00	3.65	Actual/Actual	24/02/2028	16	---	24/02	3.65	1	GGB-FXD-240228-16Y-2.000-1.00	---	---	---	10.0000 22/06/2015	---	---	---	---	---
164,802,894	1.00	3.65	Actual/Actual	24/02/2029	17	---	24/02	3.65	1	GGB-FXD-240229-17Y-2.000-1.00	---	---	---	10.0000 22/06/2015	---	---	---	---	---
165,460,943	1.00	3.65	Actual/Actual	24/02/2030	18	---	24/02	3.65	1	GGB-FXD-240230-18Y-2.000-1.00	---	---	---	10.0000 22/06/2015	---	---	---	---	---
129,007,241	1.00	3.65	Actual/Actual	24/02/2031	19	---	24/02	3.65	1	GGB-FXD-240231-19Y-2.000-1.00	---	---	---	10.0000 22/06/2015	---	---	---	---	---
126,192,683	1.00	3.65	Actual/Actual	24/02/2032	20	---	24/02	3.65	1	GGB-FXD-240232-20Y-2.000-1.00	---	---	---	10.0000 22/06/2015	---	---	---	---	---
146,905,168	1.00	3.65	Actual/Actual	24/02/2033	21	---	24/02	3.65	1	GGB-FXD-240233-21Y-2.000-1.00	---	---	---	10.0000 22/06/2015	---	---	---	---	---
154,475,606	1.00	3.65	Actual/Actual	24/02/2034	22	---	24/02	3.65	1	GGB-FXD-240234-22Y-2.000-1.00	---	---	---	10.0000 22/06/2015	---	---	---	---	---
144,429,441	1.00	3.65	Actual/Actual	24/02/2035	23	---	24/02	3.65	1	GGB-FXD-240235-23Y-2.000-1.00	---	---	---	10.0000 22/06/2015	---	---	---	---	---
166,211,676	1.00	3.65	Actual/Actual	24/02/2036	24	---	24/02	3.65	1	GGB-FXD-240236-24Y-2.000-1.00	---	---	---	10.0000 22/06/2015	---	---	---	---	---
145,461,669	1.00	3.65	Actual/Actual	24/02/2037	25	---	24/02	3.65	1	GGB-FXD-240237-25Y-2.000-1.00	---	---	---	10.0000 22/06/2015	---	---	---	---	---
146,941,087	1.00	3.65	Actual/Actual	24/02/2038	26	---	24/02	3.65	1	GGB-FXD-240238-26Y-2.000-1.00	---	---	---	10.0000 22/06/2015	---	---	---	---	---
135,115,612	1.00	3.65	Actual/Actual	24/02/2039	27	---	24/02	3.65	1	GGB-FXD-240239-27Y-2.000-1.00	---	---	---	10.0000 22/06/2015	---	---	---	---	---
141,909,637	1.00	3.65	Actual/Actual	24/02/2040	28	---	24/02	3.65	1	GGB-FXD-240240-28Y-2.000-1.00	---	---	---	10.0000 22/06/2015	---	---	---	---	---
136,788,720	1.00	3.65	Actual/Actual	24/02/2041	29	---	24/02	3.65	1	GGB-FXD-240241-29Y-2.000-1.00	---	---	---	10.0000 22/06/2015	---	---	---	---	---
163,643,410	1.00	3.65	Actual/Actual	24/02/2042	30	---	24/02	3.65	1	GGB-FXD-240242-30Y-2.000-1.00	---	---	---	10.0000 22/06/2015	---	---	---	---	---
4,000,000	1,000.00	3.88	Actual/Actual	12/03/2029	10	---	12/03	3.88	1	GGB-FXD-120329-10Y-3.875-1.000	---	---	---	---	---	---	100.0000	B	15/10/2019
503,753	1,000.00	0.32	FLR Actual/360	16/09/2021	2	---	16/03 - 16/09	---	1	GGB-FLT-160921-02Y-0.319-1.000	---	---	---	---	---	---	---	---	---
3,000,000	1,000.00	3.38	Actual/Actual	15/02/2025	7	---	15/02	3.38	1	GGB-FXD-150225-07Y-3.375-1.000	---	---	---	---	---	---	---	---	---
250,250	1,000.00	2.90	Actual/Actual	20/03/2023	4	---	20/03	2.90	1	GGB-FXD-200323-04Y-2.900-1.000	---	---	---	---	---	---	---	---	---
964,000	1,000.00	3.25	Actual/Actual	20/03/2025	6	---	20/03	3.25	1	GGB-FXD-200325-06Y-3.250-1.000	---	---	---	---	---	---	---	---	---
2,100,000	1,000.00	3.55	Actual/Actual	20/03/2026	7	---	20/03	3.55	1	GGB-FXD-200326-07Y-3.550-1.000	---	---	---	---	---	---	---	---	---
3,000,000	1,000.00	1.50	Actual/Actual	18/06/2030	10	---	18/06	1.50	1	GGB-FXD-180630-10Y-1.500-1.000	---	---	---	---	---	---	---	---	---

## Government Bonds Notes

Transactions Volume = (Pieces) \* (Nominal Price). Transactions Value = (Pieces) \* (Nominal Price) \* (price %) + (Accrued interest).

The Value of current coupon for the issues with NV 0.01 euro refers to NV 100 euros

FLR: Floating Interest Rate.

[1] - The Expiration Date of the interest bearing period and the Date for coupon payment.

## Government Bonds

Number Listed Bonds	Nominal price	Today's Rate	Accrued Interest Calc	Exp. Date [1]	Duration (years)	Note	Coupons Date	Curr. coupon value	Trading Unit	Government Bonds	Price min	Price max	Closing price	Previous closing price/date	Volume	Transactions Value	Price	Last order Buy / Sell	Date
3,314,250	1,000.00	3.25	Actual/Actual	20/03/2050	30	---	20/03	3.25	1	GGB-FXD-200350-30Y-3.250-1.000	---	---	---	---	---	---	---	---	---
2,000,000	1,000.00	2.00	Actual/Actual	22/04/2027	7	---	22/04	2.00	1	GGB-FXD-220427-07Y-2.000-1.000	---	---	---	---	---	---	99.9000	B	22/04/2020
2,500,000	1,000.00	1.88	Actual/Actual	23/07/2026	7	---	23/07	1.88	1	GGB-FXD-230726-07Y-1.875-1.000	---	---	---	---	---	---	---	---	---

## Government Bonds Notes

Transactions Volume = (Pieces) \* (Nominal Price). Transactions Value = (Pieces) \* (Nominal Price) \* (price %) + (Accrued interest).

The Value of current coupon for the issues with NV 0.01 euro refers to NV 100 euros

FLR: Floating Interest Rate.

[1] - The Expiration Date of the interest bearing period and the Date for coupon payment.



## Treasury Bills &amp; Zero Coupon Government Bonds

Issue Date	13-Week Maturity									26-Week Maturity									52-Week Maturity								
	Exp. Date	Initial Rate	Num Listed Bonds	Nominal price	Issue price	Last Trade Price	Last Trade Date	Volume Traded	Note	Exp. Date	Initial Rate	Num Listed Bonds	Nominal price	Issue price	Last Trade Price	Last Trade Date	Volume Traded	Note	Exp. Date	Initial Rate	Num Listed Bonds	Nominal price	Issue price	Last Trade Price	Last Trade Date	Volume Traded	Note
13/09/2019	---	---	---	---	---	---	---	---	---	---	---	---	---	---	---	---	---	---	11/09/2020	0.29	1,000,000	1,000.00	997.05	---	---	---	---
13/12/2019	---	---	---	---	---	---	---	---	---	---	---	---	---	---	---	---	---	---	11/12/2020	0.07	1,000,000	1,000.00	999.30	---	---	---	---
13/03/2020	---	---	---	---	---	---	---	---	---	---	---	---	---	---	---	---	---	---	12/03/2021	0.24	600,000	1,000.00	1,000.00	---	---	---	---
12/06/2020	---	---	---	---	---	---	---	---	---	---	---	---	---	---	---	---	---	---	11/06/2021	0.25	1,600,000	1,000.00	997.49	---	---	---	---

Bonds in Circulation	Currency / Min nominal traded Value	Coupons Payment Date	Current Coupon Value	Note	Coupon	Trading Unit	Issue Date	Duration (years)	Today's Interest	A.I.C in days	Bonds	Last price of previous days		Last Outcry in Cash (euro)		Trades in Pieces	Life min	Life Max	
												Price	Buy / Sell	Price	Buy / Sell				
<b>Corporate Bonds in Foreign Currency and Euro</b>																			
103,746	GBP / 10	01/12	0.25	---	61	1	01/12/1930	98	2.5	360	National Mortgage Bank	2.27	05/02/1996	2.27	S	05/02/1996	---	2.27	2.27
0	GBP / 10	01/12	0.25	---	63	1	01/12/1928	100	2.5	360	National Mortgage Bank	---	---	---	---	---	---	---	---

## Government Bonds Notes

A.I.C: Accrued Interest Calculation base.

FLR: Floating Interest Rate.

The minimum tradeable Nominal Value for all Demeterialised Government Titles is 100 Euros.

(μτφρ-0)

## Athex &amp; ATHEXClear Members List

Member Name	Stock Market			Derivatives Market		ATHEXClear Member				
	Address	Phone	Fax	Market Member	Remote Member	Market Maker	Proprietary	Market Maker	General Clearing	Direct Clearing
A. SARRIS SECURITIES S.A.				a						
6, ΔΡΑΓΑΤΣΑΝΙΟΥ 6 ΑΘΗΝΑ	2103367700									
AEONIC SECURITIES C.I.F. P.L.C.					a					
, ΛΑΪΟΥ 6, ΓΡ. 301B, ANNA COURT	35725337600									
ALPHA BANK A.E.									a	
103, AVE. ATHINON ATHINA	+30 2103436820	210-3436270								
40, STADIΟΥ STR ATHINA	(210)-3260000	(210)-3264116								
	(210)-3265546	(210)-3265811								
ALPHA FINANCE INVESTMENT SERVICES S.A.				a		a	a	a		a
5, ΜΕΡΑΙΝ 5 ΑΘΗΝΑ	2103677400									
ARGUS STOCKBROKERS LTD				a	a		a			
25, 25 ΛΕΩΦΟΡΟΣ ΔΗΜΟΣΘΕΝΗ ΣΕΒΕΡΗ	0035722717000									
ATLANTIC SECURITIES LIMITED				a						
37, ΠΡΟΔΡΟΜΟΥ 37	0035722445400									
ATLANTIC SECURITIES LTD					a					
, ΠΡΟΔΡΟΜΟΥ 37	0035722445400									
AXON SECURITIES S.A.				a			a			
48, ΣΤΑΔΙΟΥ 48 ΑΘΗΝΑ	2103363800									
BETA SECURITIES S.A.				a		a	a			a
29, Λ. ΑΛΕΞΑΝΔΡΑΣ 29 ΑΘΗΝΑ	2106478930									
BNP PARIBAS SECURITIES SERVICES									a	
2, ΛΑΜΨΑΚΟΥ 2 ΑΘΗΝΑ	2107468500									
BOFA SECURITIES EUROPE SA				a	a					
, 112 AVENUE KL?BER 75116	+33 153655555									
CAPITAL SECURITIES S.A.				a			a			
58, ΜΗΤΡΟΠΟΛΕΩΣ 58 ΑΘΗΝΑ	2103369700									
CFS SECURITIES INVESTMENT SERVICES S.A.				a						
3, ΠΑΠΑΡΡΗΓΟΠΟΥΛΟΥ 3 ΑΘΗΝΑ	2103360800									
CITIGROUP GLOBAL MARKETS EUROPE AG				a	a					
16, REUTERWEG 16 FRANKFURT	+49 691366-0									
CITIGROUP GLOBAL MARKETS LIMITED				a	a					
1, 33 CANADA SQUARE -CANARY WHARF	+44 02079864000									
CREDIT SUISSE SECURITIES (EUROPE) LIMITED				a	a					
1, ONE CABOT SQUARE LONDON	+44 2078888888									
CREDIT SUISSE SECURITIES SOCIEDAD DE VALORES SA				a	a					
, CALLE AYALA 42, 3A PLANTA-B MADRID	+34917916000									
CYCLOS SECURITIES S.A.				a			a			a
39, ΠΑΝΕΠΙΣΤΗΜΙΟΥ 39 ΑΘΗΝΑ	2103364300									
DEUTSCHE BANK S.A.					a					
1, GREAT WINCHESTER STREET LONDON	+44 20 754 54209	00441133361437								
DYNAMIC SECURITIES S.A.				a			a			a
, ΤΡΑΛΛΕΩΝ 2 & Λ. ΣΥΓΓΡΟΥ 223 ΝΕΑ ΣΜΥΡΝΗ	2103677700									
EUROBANK EQUITIES INVESTMENT FIRM S.A.				a		a	a	a		a
, ΦΙΛΕΛΛΗΝΩΝ 10 & ΞΕΝΟΦΩΝΤΟΣ 13 ΑΘΗΝΑ	2103720000									
EUROBANK S.A.									a	
, ΟΘΩΝΟΣ 8 ΑΘΗΝΑ	2103337000									
EUROCORP INVESTMENT SERVICES S.A.				a			a			a
14, ΠΛ. ΦΙΛΙΚΗΣ ΕΤΑΙΡΕΙΑΣ 14 ΑΘΗΝΑ	2107263600									
EUROTRUST INVESTMENT FIRM SA				a						
113, ΣΕΒΑΣΤΟΥΠΟΛΕΩΣ 113 ΑΘΗΝΑ	2103363100									
EUROXX SECURITIES S.A.				a		a	a	a		a
7, ΠΑΛΕΟΛΟΓΟΥ CHALANDRI	+30 2106879400	210-6879401								
7, ΠΑΛΑΙΟΛΟΓΟΥ CHALANDRI	(210)-6879400	(210)-6879401								
G. A. PERVANAS SECURITIES- INVESTMENT SERVICES S.A.				a						
7-9, ΣΟΦΟΚΛΕΟΥΣ 7-9 ΑΘΗΝΑ	2103727200									
GLOBAL CAPITAL SECURITIES & FINANCIAL SERVICES LTD				a	a					
50, Λ. ΑΡΧΙΕΠΙΣΚΟΠΟΥ ΜΑΚΑΡΙΟΥ Γ50	0035722710710									
HELLENIC AMERICAN SECURITIES S.A.				a		a	a			a
27, ΑΝΔΡΕΑ ΠΑΠΑΝΔΡΕΟΥ 27 ΜΑΡΟΥΣΙ	2103311100									
HELLENIC BANK (INVESTMENTS) LTD					a					
, AVE. ΚΥΡΙΑΚΟΥ ΜΑΤΣΙ 31 - ΡΟ BOX 24747 NICOSIA	+357 22500100	357 22500110								
HSBC FRANCE									a	
109-111, Λ. ΜΕΣΣΟΓΕΙΩΝ 109-111	2106960000									

Athex & ATHEXClear Members List

Member Name				Stock Market			Derivatives Market		ATHEXClear Member	
	Address	Phone	Fax	Market Member	Remote Member	Market Maker	Proprietary	Market Maker	General Clearing	Direct Clearing
INDEX SECURITIES S.A.				a						
6, ΔΡΑΓΑΤΣΑΝΙΟΥ 6 ΑΘΗΝΑ	2103213920									
J. CHR. MAVRIKIS SECURITIES S.A.				a						
5, ΣΟΦΟΚΛΕΟΥΣ 5 ΑΘΗΝΑ	2103216730									
KAPPA SECURITIES S.A.				a			a			
15, ΒΑΛΑΩΡΙΤΟΥ 15 ΑΘΗΝΑ	2103678600									
KARAMANOF SECURITIES & INVESTMENT SERVICES S.A.				a						
2, ΠΛΑΓ.ΘΕΟΔΩΡΩΝ 2 ΑΘΗΝΑ	2103212947									
LAIKI FINANCIAL SERVICES LTD					a					
26, AVE. VYRONOS NICOSIA	357 22367367	357 22718567								
LEON DEPOLAS SECURITIES S.A.				a		a	a			
1, ΧΡΗΣΤΟΥ ΛΑΔΑ 1 ΑΘΗΝΑ	2103213276 -28									
MEGA EQUITY SECURITIES & FINANCIAL SERVICES PUBLIC LTD				a	a		a			
42-44, ΛΕΩΦ.ΓΡΙΒΑ ΔΙΓΕΝΗ 42-44	0035722711711									
MERIT SECURITIES S.A				a		a	a			a
5, ΣΟΦΟΚΛΕΟΥΣ 5 ΑΘΗΝΑ	2103671880									
MERRILL LYNCH INTERNATIONAL				a	a					
2, 2 KING EDWARD STREET LONDON	+44 20276281000									
N. CHRYSOCHOIDIS SECURITIES S.A.				a			a			a
7-9, ΣΟΦΟΚΛΕΟΥΣ 7-9 ΑΘΗΝΑ	2103213913									
NATIONAL BANK OF GREECE S.A.				a		a	a		a	
68, ΑΚΑΔΙΜΙΑΣ ΣΤΡ. ΑΘΗΝΑ	(210)-3328817	(210)-3328678								
86, ΑΙΟΛΟΥ ΣΤΡ. ΑΘΗΝΑ	(210)-3341000	(210)-3228187								
NATIONAL SECURITIES S.A.				a		a	a	a		
66, ΛΕΩΦ. ΚΗΦΙΣΙΑΣ 66 (ΚΤΗΡΙΟ Α) ΜΑΡΟΥΣΙ	2107720000									
NUNTIUS BROKERAGE AND INVESTMENT SERVICES S.A				a						
6, ΔΡΑΓΑΤΣΑΝΙΟΥ 6 ΑΘΗΝΑ	2103350599									
ONE PLUS CAPITAL LIMITED				a	a					
, 75 PRODROMOU AVENUE NICOSIA 1307	35722873760									
OPTIMA BANK S.A.				a		a	a	a	a	
32, ΑΙΓΙΑΛΕΙΑΣ 32 & ΠΑΡΑΔΕΙΣΟΥ ΜΑΡΟΥΣΙ	2108173111									
PANTELAKIS SECURITIES S.A.				a		a	a	a		
57, ΕΘΝΙΚΗΣ ΑΝΤΙΣΤΑΣΕΩΣ 57, ΚΤΙΡΙΟ Β CHALANDRI	2106965000									
PEGASUS SECURITIES S.A				a			a			
17, ΒΑΛΑΩΡΙΤΟΥ 17 & ΑΜΕΡΙΚΗΣ ΑΘΗΝΑ	2103670700									
PIRAEUS BANK S.A.				a			a		a	
4, ΑΜΕΡΙΚΗΣ ΑΘΗΝΑ	+30 2103335000	210-3335079								
4, ΑΜΕΡΙΚΗΣ ΣΤΡ ΑΘΗΝΑ	(210)-3335918	(210)-3254207								
4, ΑΜΕΡΙΚΗΣ ΣΤΡ. ΑΘΗΝΑ	(210)-3335000	(210)-3335079								
PIRAEUS SECURITIES S. A.				a		a	a	a		a
10, ΣΤΑΔΙΟΥ 10 ΑΘΗΝΑ	2103354100									
PROCHOICE SECURITIES LTD				a	a					
57, ΛΕΩΦ.ΣΠΥΡΟΥ ΚΥΠΡΙΑΝΟΥ 57, ΑΚΙΝΗΤΑ Φ	035724661192									
SHARELINK SECURITIES & FINANCIAL SERVICES LTD				a	a		a			
6, HOUSE-ΘΕΟΤΟΚΗ 6 ΜΕΓΑΡΟ ΕΛΛΗΝΑ	+357 22554200									
SOCIETE GENERALE S.A.				a	a		a			
, 17 COURS VALMY, CEDEX	+157290504									
SOLIDUS SECURITIES S.A				a			a			a
64, ΛΟΥΙΖΗΣ ΡΙΑΝΚΟΥΡ 64 ΑΘΗΝΑ	2106900600									
ST. EM. LAVRENTAKIS SECURITIES S.A.				a			a			
7-9, ΣΟΦΟΚΛΕΟΥΣ 7-9 ΑΘΗΝΑ	2103213336									
THE CYPRUS INVESTMENT & SECURITIES CORPORATION LTD				a	a					
154, ΛΕΩΦ. ΛΕΜΕΣΟΥ 154	0035722121700									
UBS EUROPE SE				a	a					
, OPERNTURM, BOCKENHEIMER LANDSTRASSE 2-4	496921790									
UBS LIMITED					a					
1, FINSBURY AVENUE LONDON	+44 2075687135									

## List of Stocks under Market Making operations

Securities	Market Maker	Start Market Making	Stock Category
MLS MULTIMEDIA SA (CR)			Suspension Status
	PIRAEUS SECURITIES S. A.	01/08/2019	
ALPHA ETF FTSE Athex Large Cap			Exchange Traded Funds (ETFs)
	ALPHA FINANCE INVESTMENT SERVICES S.A.	02/01/1900	
	NATIONAL SECURITIES S.A.	02/01/1900	
ADMIE (IPTO) HOLDING S.A. (CR)			Main Market
	HELLENIC AMERICAN SECURITIES S.A.	09/03/2020	
	PIRAEUS SECURITIES S. A.	29/06/2017	
ALPHA BANK (CR)			Main Market
	ALPHA FINANCE INVESTMENT SERVICES S.A.	29/02/2016	
	EUROBANK EQUITIES INVESTMENT FIRM S.A	22/10/2006	
	HELLENIC AMERICAN SECURITIES S.A.	25/07/2014	
	LEON DEPOLAS SECURITIES S.A.	04/01/2016	
	MERIT SECURITIES S.A	03/09/2012	
	NATIONAL SECURITIES S.A.	02/01/1900	
	PIRAEUS SECURITIES S. A.	28/05/2009	
AS COMPANY SA (CR)			Main Market
	EUROBANK EQUITIES INVESTMENT FIRM S.A	01/04/2019	
ATTICA BANK S.A. (CR)			Main Market
	EUROBANK EQUITIES INVESTMENT FIRM S.A	11/11/2019	
	EUROXX SECURITIES S.A.	22/01/2016	
	PIRAEUS SECURITIES S. A.	20/09/2017	
ATTICA HOLDINGS (CR)			Main Market
	HELLENIC AMERICAN SECURITIES S.A.	28/12/2017	
AUTOHELLAS SA (CR)			Main Market
	ALPHA FINANCE INVESTMENT SERVICES S.A.	01/07/2019	
	EUROXX SECURITIES S.A.	02/07/2018	
AVAX S.A. (CR)			Main Market
	EUROBANK EQUITIES INVESTMENT FIRM S.A	14/12/2015	
AVE (CR)			Main Market
	EUROXX SECURITIES S.A.	05/06/2020	
BRIQ PROPERTIES (CR)			Main Market
	EUROBANK EQUITIES INVESTMENT FIRM S.A	09/09/2019	
BYTE COMPUTER SA (CR)			Main Market
	MERIT SECURITIES S.A	04/08/2008	
CC HBC AG (CR)			Main Market
	NATIONAL SECURITIES S.A.	02/01/1900	
	PIRAEUS SECURITIES S. A.	04/05/2015	
CENERGY HOLDINGS (CB)			Main Market
	ALPHA FINANCE INVESTMENT SERVICES S.A.	02/01/2016	
	EUROBANK EQUITIES INVESTMENT FIRM S.A	02/01/2016	
CNL CAPITAL (CR)			Main Market
	MERIT SECURITIES S.A	01/10/2018	
EKTER SA (CR)			Main Market
	EUROBANK EQUITIES INVESTMENT FIRM S.A	16/10/2017	
	LEON DEPOLAS SECURITIES S.A.	21/05/2018	
ELASTRON (CR)			Main Market
	LEON DEPOLAS SECURITIES S.A.	20/02/2017	
ELLAKTOR (CR)			Main Market
	ALPHA FINANCE INVESTMENT SERVICES S.A.	18/03/2019	
	EUROXX SECURITIES S.A.	24/09/2018	
	NATIONAL SECURITIES S.A.	02/01/1900	
	PIRAEUS SECURITIES S. A.	22/10/2018	
ELTON SA (CR)			Main Market
	BETA SECURITIES S.A.	03/09/2012	
	LEON DEPOLAS SECURITIES S.A.	01/04/2019	
ELVALHALCOR (CR)			Main Market
	ALPHA FINANCE INVESTMENT SERVICES S.A.	07/05/2018	
	EUROBANK EQUITIES INVESTMENT FIRM S.A	07/05/2018	
ENTERSOFT (CR)			Main Market
	EUROBANK EQUITIES INVESTMENT FIRM S.A	22/06/2020	
EUROBANK HOLDINGS (CR)			Main Market
	ALPHA FINANCE INVESTMENT SERVICES S.A.	09/01/2006	
	EUROBANK EQUITIES INVESTMENT FIRM S.A	01/06/2012	
	HELLENIC AMERICAN SECURITIES S.A.	25/07/2014	
	LEON DEPOLAS SECURITIES S.A.	30/11/2018	
	MERIT SECURITIES S.A	06/11/2017	
	NATIONAL SECURITIES S.A.	02/01/1900	
	PIRAEUS SECURITIES S. A.	28/09/2009	

## List of Stocks under Market Making operations

Securities	Stock Category
Market Maker	Start Market Making
<b>EUROPEAN RELIANCE INSUR. (CR)</b>	Main Market
EUROBANK EQUITIES INVESTMENT FIRM S.A	08/07/2019
PANTELAKIS SECURITIES S.A.	15/07/2019
<b>EYDAP S.A. (CR)</b>	Main Market
ALPHA FINANCE INVESTMENT SERVICES S.A.	27/01/2020
EUROBANK EQUITIES INVESTMENT FIRM S.A	10/06/2019
<b>FOURLIS (CR)</b>	Main Market
EUROBANK EQUITIES INVESTMENT FIRM S.A	01/12/2016
PIRAEUS SECURITIES S. A.	06/03/2017
<b>GEK TERNA (CR)</b>	Main Market
PIRAEUS SECURITIES S. A.	29/08/2019
<b>GR. SARANTIS S.A. (CR)</b>	Main Market
BETA SECURITIES S.A.	14/05/2012
EUROBANK EQUITIES INVESTMENT FIRM S.A	24/10/2016
<b>HELLENIC EXCHANGES-A.S.E. (CR)</b>	Main Market
HELLENIC AMERICAN SECURITIES S.A.	01/09/2014
NATIONAL SECURITIES S.A.	02/01/1900
PIRAEUS SECURITIES S. A.	04/05/2015
<b>HELLENIC PETROLEUM (CR)</b>	Main Market
HELLENIC AMERICAN SECURITIES S.A.	14/09/2015
PIRAEUS SECURITIES S. A.	20/03/2017
<b>IKTINOS HELLAS SA (CR)</b>	Main Market
ALPHA FINANCE INVESTMENT SERVICES S.A.	01/04/2019
EUROBANK EQUITIES INVESTMENT FIRM S.A	25/02/2019
NATIONAL SECURITIES S.A.	02/01/1900
<b>INTERCONTINENTAL (CR)</b>	Main Market
LEON DEPOLAS SECURITIES S.A.	03/06/2019
<b>INTRACOM HOLDINGS (CR)</b>	Main Market
LEON DEPOLAS SECURITIES S.A.	08/10/2018
<b>JUMBO SA (CR)</b>	Main Market
EUROBANK EQUITIES INVESTMENT FIRM S.A	25/05/2020
MERIT SECURITIES S.A	06/11/2017
PIRAEUS SECURITIES S. A.	06/03/2017
<b>KARAMOLEGOS SA (CR)</b>	Main Market
EUROXX SECURITIES S.A.	04/10/2019
<b>KLOUKINAS - LAPPAS SA (CR)</b>	Main Market
BETA SECURITIES S.A.	22/09/2014
<b>KRI-KRI S.A. (CR)</b>	Main Market
EUROBANK EQUITIES INVESTMENT FIRM S.A	07/05/2018
LEON DEPOLAS SECURITIES S.A.	16/01/2017
<b>LAMDA DEVELOPMENT SA (CR)</b>	Main Market
EUROBANK EQUITIES INVESTMENT FIRM S.A	08/12/2014
PANTELAKIS SECURITIES S.A.	06/11/2017
PIRAEUS SECURITIES S. A.	29/06/2017
<b>LAMPSA HOTEL SA (CR)</b>	Main Market
LEON DEPOLAS SECURITIES S.A.	16/01/2017
<b>MARFIN INVESTMENT GROUP (CR)</b>	Main Market
PIRAEUS SECURITIES S. A.	02/02/2009
<b>MOTOR OIL (CR)</b>	Main Market
EUROBANK EQUITIES INVESTMENT FIRM S.A	22/10/2006
HELLENIC AMERICAN SECURITIES S.A.	01/09/2014
LEON DEPOLAS SECURITIES S.A.	01/04/2019
MERIT SECURITIES S.A	25/02/2019
NATIONAL SECURITIES S.A.	02/01/1900
PIRAEUS SECURITIES S. A.	04/05/2015
<b>MYTILINEOS (CR)</b>	Main Market
ALPHA FINANCE INVESTMENT SERVICES S.A.	15/04/2019
EUROBANK EQUITIES INVESTMENT FIRM S.A	20/09/2017
MERIT SECURITIES S.A	25/02/2019
NATIONAL SECURITIES S.A.	02/01/1900
PIRAEUS SECURITIES S. A.	04/05/2015
<b>NATIONAL BANK (CR)</b>	Main Market
ALPHA FINANCE INVESTMENT SERVICES S.A.	09/01/2006
EUROBANK EQUITIES INVESTMENT FIRM S.A	22/10/2006
HELLENIC AMERICAN SECURITIES S.A.	25/07/2014
LEON DEPOLAS SECURITIES S.A.	20/05/2015
MERIT SECURITIES S.A	03/09/2012
NATIONAL SECURITIES S.A.	02/01/1900
PIRAEUS SECURITIES S. A.	08/09/2008

## List of Stocks under Market Making operations

Securities	Stock Category
Market Maker	Start Market Making
<b>OPAP (CR)</b>	Main Market
ALPHA FINANCE INVESTMENT SERVICES S.A.	09/01/2006
EUROBANK EQUITIES INVESTMENT FIRM S.A	22/10/2006
HELLENIC AMERICAN SECURITIES S.A.	25/07/2014
MERIT SECURITIES S.A	20/03/2017
NATIONAL SECURITIES S.A.	02/01/1900
PIRAEUS SECURITIES S. A.	04/05/2015
<b>OTE (CR)</b>	Main Market
ALPHA FINANCE INVESTMENT SERVICES S.A.	09/01/2006
EUROBANK EQUITIES INVESTMENT FIRM S.A	22/10/2006
HELLENIC AMERICAN SECURITIES S.A.	25/07/2014
LEON DEPOLAS SECURITIES S.A.	20/04/2015
MERIT SECURITIES S.A	20/03/2017
NATIONAL SECURITIES S.A.	02/01/1900
PIRAEUS SECURITIES S. A.	08/09/2008
<b>P.P.A. S.A. (CR)</b>	Main Market
EUROBANK EQUITIES INVESTMENT FIRM S.A	06/02/2019
<b>PAPOUTSANIS (CR)</b>	Main Market
ALPHA FINANCE INVESTMENT SERVICES S.A.	19/11/2018
BETA SECURITIES S.A.	25/11/2013
<b>PETROPOULOS PETROS (CR)</b>	Main Market
EUROBANK EQUITIES INVESTMENT FIRM S.A	01/04/2019
PANTELAKIS SECURITIES S.A.	16/03/2020
<b>PIRAEUS BANK (CR)</b>	Main Market
ALPHA FINANCE INVESTMENT SERVICES S.A.	15/04/2019
EUROBANK EQUITIES INVESTMENT FIRM S.A	22/10/2006
EUROXX SECURITIES S.A.	15/02/2016
HELLENIC AMERICAN SECURITIES S.A.	25/07/2014
LEON DEPOLAS SECURITIES S.A.	30/11/2018
MERIT SECURITIES S.A	16/09/2013
NATIONAL SECURITIES S.A.	02/01/1900
PIRAEUS SECURITIES S. A.	16/02/2009
<b>PLAISIO COMPUTERS SA (CR)</b>	Main Market
EUROBANK EQUITIES INVESTMENT FIRM S.A	02/03/2015
<b>PPC (CR)</b>	Main Market
ALPHA FINANCE INVESTMENT SERVICES S.A.	09/01/2006
EUROBANK EQUITIES INVESTMENT FIRM S.A	22/10/2006
HELLENIC AMERICAN SECURITIES S.A.	01/09/2014
MERIT SECURITIES S.A	06/11/2017
NATIONAL SECURITIES S.A.	02/01/1900
PIRAEUS SECURITIES S. A.	28/09/2009
<b>PROFILE SA (CR)</b>	Main Market
PANTELAKIS SECURITIES S.A.	01/07/2019
<b>QUEST HOLDINGS (CR)</b>	Main Market
BETA SECURITIES S.A.	26/03/2018
EUROBANK EQUITIES INVESTMENT FIRM S.A	28/01/2019
<b>SPIROY AGRICULTURE SA (CR)</b>	Main Market
EUROBANK EQUITIES INVESTMENT FIRM S.A	02/09/2019
<b>TERNA ENERGY (CR)</b>	Main Market
PIRAEUS SECURITIES S. A.	09/12/2019
<b>THRACE PLASTICS SA (CR)</b>	Main Market
ALPHA FINANCE INVESTMENT SERVICES S.A.	26/03/2018
EUROBANK EQUITIES INVESTMENT FIRM S.A	26/03/2018
<b>TITAN CEMENT (CB)</b>	Main Market
EUROBANK EQUITIES INVESTMENT FIRM S.A	06/11/2019
<b>VIOHALCO SA/NV (CB)</b>	Main Market
ALPHA FINANCE INVESTMENT SERVICES S.A.	11/03/2008
EUROBANK EQUITIES INVESTMENT FIRM S.A	04/03/2014
MERIT SECURITIES S.A	17/03/2014

Underlying Asset				Derivatives Market													
Price max	Price min	Closing price	change	Delivery Month	Open price	Price max	Price min	Last price	Closing price	Last Bid	Last Ask	Fixing price*	Life high	Life low	Trades	Volume	Open Interest
FTSE/Athex Large Cap <span style="float: right;">(Trade Unit: 1 Index Point x 2€, Cash Settlement)</span>																	
1,528.80	1,504.35	1,527.85	1.48%	August 2020	1,500.00	1,523.00	1,500.00	1,523.00	1,523.00	---	---	---	1,628.00	---	112	338	3,936
				September 2020	1,496.75	1,519.00	1,496.75	1,519.00	1,519.00	---	---	---	1,598.75	---	21	84	342
				October 2020	---	---	---	---	1,511.00	---	---	---	---	---	---	---	---
				December 2020	---	---	---	---	1,516.25	---	---	---	---	---	---	---	---
				March 2021	---	---	---	---	1,524.00	---	---	---	---	---	---	---	---
				June 2021	---	---	---	---	1,531.50	---	---	---	---	---	---	---	---

Derivatives notes

Fixing prices and final open positions can be retrieved from the following path <http://www.helex.gr/el/web/guest/statistics-end-of-day-derivatives>



Underlying Asset				Derivatives Market													
Price max	Price min	Closing price	change	Delivery Month	Open price	Price max	Price min	Last price	Closing price	Last Bid	Last Ask	Fixing price*	Life high	Life low	Trades	Volume	Open Interest
<b>ADMIE (IPTO) HOLDING S.A. (CR)</b> (Contract Size: 100 Securities, Physical Delivery)																	
2.27	2.195	2.265	1.57%	September 2020	2.11	2.15	2.11	2.14	2.14	---	---	---	2.47	---	16	127	3,214
				December 2020	---	---	---	---	2.25	---	---	---	---	---	---	---	---
				March 2021	---	---	---	---	2.26	---	---	---	---	---	---	---	---
				June 2021	---	---	---	---	2.27	---	---	---	---	---	---	---	---
<b>ALPHA BANK (CR)</b> (Contract Size: 100 Securities, Physical Delivery)																	
0.5168	0.5056	0.516	2.99%	September 2020	0.507	0.518	0.507	0.518	0.518	---	---	---	0.742	---	229	5,125	87,120
				December 2020	---	---	---	---	0.505	---	---	---	0.560	---	---	---	1
				March 2021	---	---	---	---	0.507	---	---	---	---	---	---	---	---
				June 2021	---	---	---	---	0.510	---	---	---	---	---	---	---	---
<b>ATTICA BANK S.A. (CR)</b> (Contract Size: 100 Securities, Physical Delivery)																	
0.1786	0.1738	0.1772	1.49%	September 2020	---	---	---	---	0.175	---	---	---	---	---	---	---	---
				December 2020	---	---	---	---	0.176	---	---	---	---	---	---	---	---
				March 2021	---	---	---	---	0.177	---	---	---	---	---	---	---	---
				June 2021	---	---	---	---	0.178	---	---	---	---	---	---	---	---
<b>CC HBC AG (CR)</b> (Contract Size: 100 Securities, Physical Delivery)																	
23.73	23.41	23.58	-1.26%	September 2020	23.50	23.63	23.41	23.63	23.63	---	---	---	35.15	---	5	17	94
				December 2020	---	---	---	---	24.05	---	---	---	---	---	---	---	---
				March 2021	---	---	---	---	24.17	---	---	---	---	---	---	---	---
				June 2021	---	---	---	---	24.29	---	---	---	---	---	---	---	---
<b>CENERGY HOLDINGS (CB)</b> (Contract Size: 100 Securities, Physical Delivery)																	
0.938	0.902	0.934	2.08%	September 2020	---	---	---	---	0.917	---	---	---	1.04	---	---	---	2,060
				December 2020	---	---	---	---	0.922	---	---	---	1.03	---	---	---	---
				March 2021	---	---	---	---	0.926	---	---	---	---	---	---	---	---
				June 2021	---	---	---	---	0.931	---	---	---	---	---	---	---	---
<b>ELLAKTOR (CR)</b> (Contract Size: 100 Securities, Physical Delivery)																	
1.159	1.13	1.159	2.21%	September 2020	1.13	1.16	1.13	1.14	1.14	---	---	---	1.23	---	67	612	10,199
				December 2020	---	---	---	---	1.14	---	---	---	1.06	---	---	---	---
				March 2021	---	---	---	---	1.15	---	---	---	---	---	---	---	---
				June 2021	---	---	---	---	1.15	---	---	---	---	---	---	---	---
<b>EUROBANK HOLDINGS (CR)</b> (Contract Size: 100 Securities, Physical Delivery)																	
0.4041	0.383	0.4041	5.70%	September 2020	0.378	0.406	0.377	0.403	0.403	---	---	---	0.448	---	212	5,879	35,334
				December 2020	---	---	---	---	0.385	---	---	---	0.430	---	---	---	208
				March 2021	---	---	---	---	0.387	---	---	---	---	---	---	---	---
				June 2021	---	---	---	---	0.389	---	---	---	---	---	---	---	---

Derivatives notes

Fixing prices and final open positions can be retrieved from the following path <http://www.helex.gr/el/web/guest/statistics-end-of-day-derivatives>

Underlying Asset				Derivatives Market													
Price max	Price min	Closing price	change	Delivery Month	Open price	Price max	Price min	Last price	Closing price	Last Bid	Last Ask	Fixing price*	Life high	Life low	Trades	Volume	Open Interest
<b>EYDAP S.A. (CR)</b>				(Contract Size: 100 Securities, Physical Delivery)													
6.5	6.4	6.4	-0.77%	September 2020	6.45	6.45	6.45	6.45	6.45	---	---	---	7.23	---	3	3	103
				December 2020	---	---	---	---	6.50	---	---	---	---	---	---	---	---
				March 2021	---	---	---	---	6.53	---	---	---	---	---	---	---	---
				June 2021	---	---	---	---	6.56	---	---	---	---	---	---	---	---
<b>FOURLIS (CR)</b>				(Contract Size: 100 Securities, Physical Delivery)													
3.93	3.86	3.91	1.30%	September 2020	---	---	---	---	3.87	---	---	---	4.29	---	---	---	53
				December 2020	---	---	---	---	3.89	---	---	---	---	---	---	---	---
				March 2021	---	---	---	---	3.91	---	---	---	---	---	---	---	---
				June 2021	---	---	---	---	3.93	---	---	---	---	---	---	---	---
<b>GEK TERNA (CR)</b>				(Contract Size: 100 Securities, Physical Delivery)													
6.24	6.05	6.17	1.31%	September 2020	6.14	6.24	6.08	6.17	6.17	---	---	---	6.92	---	41	171	3,187
				December 2020	---	---	---	---	6.13	---	---	---	---	---	---	---	---
				March 2021	---	---	---	---	6.16	---	---	---	---	---	---	---	---
				June 2021	---	---	---	---	6.20	---	---	---	---	---	---	---	---
<b>HELLENIC EXCHANGES-A.S.E. (CR)</b>				(Contract Size: 103 Securities, Physical Delivery)													
2.89	2.825	2.85	1.24%	September 2020	2.87	2.87	2.87	2.87	2.87	---	---	---	2.98	2.80	2	6	1,341
				December 2020	---	---	---	---	2.84	---	---	---	---	---	---	---	---
				March 2021	---	---	---	---	2.85	---	---	---	---	---	---	---	---
				June 2021	---	---	---	---	2.86	---	---	---	---	---	---	---	---
<b>HELLENIC PETROLEUM (CR)</b>				(Contract Size: 100 Securities, Physical Delivery)													
5.25	5.14	5.21	1.16%	September 2020	5.16	5.25	5.16	5.25	5.25	---	---	---	6.24	---	4	17	1,364
				December 2020	---	---	---	---	5.19	---	---	---	---	---	---	---	---
				March 2021	---	---	---	---	5.21	---	---	---	---	---	---	---	---
				June 2021	---	---	---	---	5.24	---	---	---	---	---	---	---	---
<b>INTRACOM HOLDINGS (CR)</b>				(Contract Size: 100 Securities, Physical Delivery)													
0.642	0.615	0.628	-0.32%	September 2020	0.622	0.648	0.622	0.648	0.648	---	---	---	0.710	---	4	60	995
				December 2020	---	---	---	---	0.635	---	---	---	---	---	---	---	---
				March 2021	---	---	---	---	0.638	---	---	---	---	---	---	---	---
				June 2021	---	---	---	---	0.641	---	---	---	---	---	---	---	---
<b>JUMBO SA (CR)</b>				(Contract Size: 100 Securities, Physical Delivery)													
16.25	15.86	16.25	0.43%	September 2020	16.18	16.19	16.03	16.19	16.19	---	---	---	17.22	---	23	85	353
				December 2020	---	---	---	---	16.30	---	---	---	---	---	---	---	---
				March 2021	---	---	---	---	16.38	---	---	---	---	---	---	---	---
				June 2021	---	---	---	---	16.46	---	---	---	---	---	---	---	---

Derivatives notes

Fixing prices and final open positions can be retrieved from the following path <http://www.helex.gr/el/web/guest/statistics-end-of-day-derivatives>

Underlying Asset				Derivatives Market													
Price max	Price min	Closing price	change	Delivery Month	Open price	Price max	Price min	Last price	Closing price	Last Bid	Last Ask	Fixing price*	Life high	Life low	Trades	Volume	Open Interest
<b>LAMDA DEVELOPMENT SA (CR)</b>				(Contract Size: 100 Securities, Physical Delivery)													
5.85	5.62	5.8	3.20%	September 2020	5.66	5.86	5.66	5.83	5.83	---	---	---	6.60	---	35	129	1,978
				December 2020	---	---	---	---	5.66	---	---	---	---	---	---	---	---
				March 2021	---	---	---	---	5.69	---	---	---	---	---	---	---	---
				June 2021	---	---	---	---	5.72	---	---	---	---	---	---	---	---
<b>MARFIN INVESTMENT GROUP (CR)</b>				(Contract Size: 100 Securities, Physical Delivery)													
0.0524	0.0509	0.052	1.17%	September 2020	---	---	---	---	0.052	---	---	---	0.084	---	---	---	43,554
				December 2020	---	---	---	---	0.052	---	---	---	---	---	---	---	---
				March 2021	---	---	---	---	0.052	---	---	---	---	---	---	---	---
				June 2021	---	---	---	---	0.052	---	---	---	---	---	---	---	---
<b>MOTOR OIL (CR)</b>				(Contract Size: 100 Securities, Physical Delivery)													
11.3	11	11.1	-0.27%	September 2020	11.05	11.22	11.00	11.10	11.10	---	---	---	15.38	---	29	68	643
				December 2020	---	---	---	---	11.21	---	---	---	---	---	---	---	---
				March 2021	---	---	---	---	11.27	---	---	---	13.27	---	---	---	2
				June 2021	---	---	---	---	11.32	---	---	---	---	---	---	---	---
<b>MYTILINEOS (CR)</b>				(Contract Size: 100 Securities, Physical Delivery)													
8.1	7.835	8.1	3.38%	September 2020	7.92	8.10	7.90	8.10	8.10	---	---	---	8.21	---	70	239	5,098
				December 2020	---	---	---	---	7.89	---	---	---	---	---	---	---	---
				March 2021	---	---	---	---	7.93	---	---	---	---	---	---	---	---
				June 2021	---	---	---	---	7.97	---	---	---	---	---	---	---	---
<b>NATIONAL BANK (CR)</b>				(Contract Size: 100 Securities, Physical Delivery)													
1.16	1.122	1.1425	2.42%	September 2020	1.13	1.16	1.13	1.15	1.15	---	---	---	1.51	---	203	3,356	30,429
				December 2020	1.15	1.15	1.15	1.15	1.15	---	---	---	1.22	---	1	2	35
				March 2021	---	---	---	---	1.13	---	---	---	---	---	---	---	---
				June 2021	---	---	---	---	1.13	---	---	---	---	---	---	---	---
<b>OPAP (CR)</b>				(Contract Size: 100 Securities, Physical Delivery)													
7.985	7.855	7.98	1.66%	September 2020	7.87	8.01	7.87	7.92	7.92	---	---	---	9.21	---	17	67	2,105
				December 2020	---	---	---	---	7.91	---	---	---	---	---	---	---	---
				March 2021	---	---	---	---	7.95	---	---	---	---	---	---	---	---
				June 2021	---	---	---	---	7.99	---	---	---	---	---	---	---	---
<b>OTE (CR)</b>				(Contract Size: 100 Securities, Physical Delivery)													
13.38	12.8	13.3	2.31%	September 2020	12.94	13.30	12.94	13.29	13.29	---	---	---	13.30	---	74	322	2,042
				December 2020	---	---	---	---	13.09	---	---	---	---	---	---	---	---
				March 2021	---	---	---	---	13.16	---	---	---	---	---	---	---	---
				June 2021	---	---	---	---	13.22	---	---	---	---	---	---	---	---

Derivatives notes

Fixing prices and final open positions can be retrieved from the following path <http://www.helex.gr/el/web/guest/statistics-end-of-day-derivatives>

Underlying Asset				Derivatives Market													
Price max	Price min	Closing price	change	Delivery Month	Open price	Price max	Price min	Last price	Closing price	Last Bid	Last Ask	Fixing price*	Life high	Life low	Trades	Volume	Open Interest
<b>P.P.A. S.A. (CR)</b>				(Contract Size: 100 Securities, Physical Delivery)													
16.1	15.8	16	0.00%	September 2020	---	---	---	---	16.03	---	---	---	17.65	---	---	---	325
				December 2020	---	---	---	---	16.11	---	---	---	---	---	---	---	---
				March 2021	---	---	---	---	16.20	---	---	---	---	---	---	---	---
				June 2021	---	---	---	---	16.28	---	---	---	---	---	---	---	---
<b>PIRAEUS BANK (CR)</b>				(Contract Size: 100 Securities, Physical Delivery)													
1.1945	1.1435	1.17	2.72%	September 2020	1.16	1.20	1.15	1.17	1.17	---	---	---	1.75	---	142	1,935	12,204
				December 2020	---	---	---	---	1.15	---	---	---	1.28	---	---	---	20
				March 2021	---	---	---	---	1.15	---	---	---	---	---	---	---	---
				June 2021	---	---	---	---	1.16	---	---	---	---	---	---	---	---
<b>PPC (CR)</b>				(Contract Size: 100 Securities, Physical Delivery)													
3.946	3.842	3.87	0.73%	September 2020	3.88	3.95	3.88	3.89	3.89	---	---	---	4.08	---	97	304	7,793
				December 2020	---	---	---	---	3.87	---	---	---	3.98	---	---	---	4
				March 2021	---	---	---	---	3.89	---	---	---	---	---	---	---	---
				June 2021	---	---	---	---	3.91	---	---	---	---	---	---	---	---
<b>TERNA ENERGY (CR)</b>				(Contract Size: 100 Securities, Physical Delivery)													
11.68	11.32	11.68	0.00%	September 2020	11.56	11.64	11.34	11.61	11.61	---	---	---	12.05	---	51	136	1,917
				December 2020	---	---	---	---	11.76	---	---	---	---	---	---	---	---
				March 2021	---	---	---	---	11.82	---	---	---	---	---	---	---	---
				June 2021	---	---	---	---	11.88	---	---	---	---	---	---	---	---
<b>TITAN CEMENT (CB)</b>				(Contract Size: 100 Securities, Physical Delivery)													
11.38	11.12	11.26	0.54%	September 2020	11.20	11.34	11.20	11.26	11.26	---	---	---	12.30	---	14	34	1,652
				December 2020	---	---	---	---	11.28	---	---	---	---	---	---	---	---
				March 2021	---	---	---	---	11.34	---	---	---	---	---	---	---	---
				June 2021	---	---	---	---	11.39	---	---	---	---	---	---	---	---
<b>VIOHALCO SA/NV (CB)</b>				(Contract Size: 100 Securities, Physical Delivery)													
2.28	2.245	2.26	0.89%	September 2020	2.25	2.25	2.25	2.25	2.25	---	---	---	2.55	---	1	5	2,129
				December 2020	---	---	---	---	2.26	---	---	---	---	---	---	---	---
				March 2021	---	---	---	---	2.27	---	---	---	---	---	---	---	---
				June 2021	---	---	---	---	2.28	---	---	---	---	---	---	---	---

Derivatives notes

Fixing prices and final open positions can be retrieved from the following path <http://www.helex.gr/el/web/guest/statistics-end-of-day-derivatives>

FTSE/Athex Large Cap

(Trade Unit: 1 Index Point x 2€ - Exercise Style: European, Cash Settlement)

Call Options														Put Options																			
August 2020							September 2020							Other Months		August 2020							September 2020							Other Months		Exerise Price	
Open price	Price max	Price min	Last price	Closing price	Volume	Open Interest	Open price	Price max	Price min	Last price	Closing price	Volume	Open Interest	Volume	Open Interest	Open price	Price max	Price min	Last price	Closing price	Volume	Open Interest	Open price	Price max	Price min	Last price	Closing price	Volume	Open Interest	Volume	Open Interest		
1,050	-	-	-	-	-	-	0.00	0.00	0.00	-	442.00	-	-	-	-	-	-	-	-	-	-	-	0.00	0.00	0.00	-	0.01	-	-	-	-	1,050	
1,075	-	-	-	-	-	-	0.00	0.00	0.00	-	417.00	-	-	-	-	-	-	-	-	-	-	-	0.00	0.00	0.00	-	0.01	-	-	-	-	1,075	
1,100	-	-	-	-	-	-	0.00	0.00	0.00	-	392.00	-	-	-	-	-	-	-	-	-	-	-	0.00	0.00	0.00	-	0.02	-	-	-	-	1,100	
1,125	-	-	-	-	-	-	0.00	0.00	0.00	-	368.00	-	-	-	-	-	-	-	-	-	-	-	0.00	0.00	0.00	-	0.06	-	-	-	-	1,125	
1,150	-	-	-	-	-	-	0.00	0.00	0.00	-	343.00	-	-	-	-	-	-	-	-	-	-	-	0.00	0.00	0.00	-	0.12	-	-	-	-	1,150	
1,175	-	-	-	-	-	-	0.00	0.00	0.00	-	318.00	-	-	-	-	-	-	-	-	-	-	-	0.00	0.00	0.00	-	0.25	-	-	-	-	1,175	
1,200	-	-	-	-	-	-	0.00	0.00	0.00	-	293.00	-	-	-	-	-	-	-	-	-	-	-	0.00	0.00	0.00	-	0.49	-	-	-	-	1,200	
1,225	-	-	-	-	-	-	0.00	0.00	0.00	-	269.00	-	-	-	-	-	-	-	-	-	-	-	0.00	0.00	0.00	-	0.92	-	-	-	-	1,225	
1,250	-	-	-	-	-	-	0.00	0.00	0.00	-	244.00	-	-	-	-	-	-	-	-	-	-	-	0.00	0.00	0.00	-	1.60	-	-	-	-	1,250	
1,275	-	-	-	-	-	-	0.00	0.00	0.00	-	221.00	-	-	-	-	-	-	-	-	-	-	-	0.00	0.00	0.00	-	2.70	-	-	-	-	1,275	
1,300	0.00	0.00	0.00	-	197.00	-	-	0.00	0.00	0.00	-	197.00	-	-	-	-	-	-	-	-	-	-	0.00	0.00	0.00	-	4.40	-	-	-	-	1,300	
1,325	0.00	0.00	0.00	-	172.00	-	-	0.00	0.00	0.00	-	175.00	-	-	-	-	-	-	-	-	-	-	0.00	0.00	0.00	-	6.80	-	-	-	-	1,325	
1,350	0.00	0.00	0.00	-	148.00	-	-	0.00	0.00	0.00	-	153.00	-	-	-	-	-	-	-	-	-	-	0.00	0.00	0.00	-	10.25	-	-	-	-	1,350	
1,375	0.00	0.00	0.00	-	124.00	-	-	0.00	0.00	0.00	-	133.00	-	-	-	-	-	-	-	-	-	-	0.00	0.00	0.00	-	14.75	-	-	-	-	1,375	
1,400	0.00	0.00	0.00	-	101.00	-	-	0.00	0.00	0.00	-	114.00	-	-	-	-	-	-	-	-	-	-	0.00	0.00	0.00	-	20.75	-	10	-	-	1,400	
1,425	0.00	0.00	0.00	-	80.50	-	-	0.00	0.00	0.00	-	96.00	-	-	-	-	-	-	-	-	-	-	0.00	0.00	0.00	-	28.00	-	-	-	-	1,425	
1,450	0.00	0.00	0.00	-	61.50	-	-	0.00	0.00	0.00	-	80.50	-	1	-	-	-	-	-	-	-	-	0.00	0.00	0.00	-	37.25	-	30	-	-	1,450	
1,475	0.00	0.00	0.00	-	45.00	-	-	0.00	0.00	0.00	-	66.00	-	-	-	-	-	-	-	-	-	-	0.00	0.00	0.00	-	23.00	-	42	-	-	1,475	
1,500	0.00	0.00	0.00	-	31.75	-	40	0.00	0.00	0.00	-	54.00	-	40	-	-	-	-	-	-	-	-	24.75	0.00	24.75	24.75	24.75	20	44	-	-	-	1,500
1,525	0.00	0.00	0.00	-	21.25	-	75	49.00	49.00	49.00	49.00	49.00	1	41	-	-	-	-	-	-	-	-	0.00	0.00	0.00	-	49.25	-	63	-	-	1,525	
1,550	0.00	0.00	0.00	-	13.75	-	42	33.75	33.75	33.75	33.75	33.75	20	20	-	-	-	-	-	-	-	-	0.00	0.00	0.00	-	66.50	-	66	-	-	1,550	
1,575	0.00	0.00	0.00	-	8.30	-	82	0.00	0.00	0.00	-	26.50	-	1	-	-	-	-	-	-	-	-	0.00	0.00	0.00	-	86.50	-	39	-	-	1,575	
1,600	0.00	0.00	0.00	-	4.80	-	8	0.00	0.00	0.00	-	20.25	-	41	-	-	-	-	-	-	-	-	0.00	0.00	0.00	-	108.00	-	61	-	-	1,600	
1,625	0.00	0.00	0.00	-	2.70	-	65	0.00	0.00	0.00	-	15.50	-	-	-	-	-	-	-	-	-	-	0.00	0.00	0.00	-	131.00	-	40	-	-	1,625	
1,650	0.00	0.00	0.00	-	1.40	-	22	0.00	0.00	0.00	-	11.50	-	-	-	-	-	-	-	-	-	-	0.00	0.00	0.00	-	154.00	-	-	-	-	1,650	
1,675	0.00	0.00	0.00	-	0.70	-	1	0.00	0.00	0.00	-	8.50	-	-	-	-	-	-	-	-	-	-	0.00	0.00	0.00	-	179.00	-	-	-	-	1,675	
1,700	0.00	0.00	0.00	-	0.33	-	-	0.00	0.00	0.00	-	6.20	-	-	-	-	-	-	-	-	-	-	0.00	0.00	0.00	-	203.00	-	-	-	-	1,700	
1,725	0.00	0.00	0.00	-	0.15	-	-	0.00	0.00	0.00	-	4.40	-	-	-	-	-	-	-	-	-	-	0.00	0.00	0.00	-	228.00	-	-	-	-	1,725	
1,750	0.00	0.00	0.00	-	0.07	-	-	0.00	0.00	0.00	-	3.10	-	-	-	-	-	-	-	-	-	-	0.00	0.00	0.00	-	253.00	-	-	-	-	1,750	
1,775	0.00	0.00	0.00	-	0.03	-	-	0.00	0.00	0.00	-	2.20	-	-	-	-	-	-	-	-	-	-	0.00	0.00	0.00	-	278.00	-	-	-	-	1,775	
1,800	-	-	-	-	-	-	0.00	0.00	0.00	-	1.50	-	-	-	-	-	-	-	-	-	-	-	0.00	0.00	0.00	-	308.00	-	-	-	-	1,800	
1,825	-	-	-	-	-	-	0.00	0.00	0.00	-	1.00	-	-	-	-	-	-	-	-	-	-	-	0.00	0.00	0.00	-	332.00	-	-	-	-	1,825	
1,850	-	-	-	-	-	-	0.00	0.00	0.00	-	0.70	-	-	-	-	-	-	-	-	-	-	-	0.00	0.00	0.00	-	357.00	-	-	-	-	1,850	
1,875	-	-	-	-	-	-	0.00	0.00	0.00	-	0.47	-	-	-	-	-	-	-	-	-	-	-	0.00	0.00	0.00	-	381.00	-	-	-	-	1,875	
1,900	-	-	-	-	-	-	0.00	0.00	0.00	-	0.31	-	-	-	-	-	-	-	-	-	-	-	0.00	0.00	0.00	-	406.00	-	-	-	-	1,900	
1,925	-	-	-	-	-	-	0.00	0.00	0.00	-	0.20	-	-	-	-	-	-	-	-	-	-	-	0.00	0.00	0.00	-	431.00	-	-	-	-	1,925	

FTSE/Athex Large Cap

(Trade Unit: 1 Index Point x 2€ - Exercise Style: European, Cash Settlement)

Call Options														Put Options																							
August 2020							September 2020							Other Months		August 2020							September 2020							Other Months							
Exercise Price	Open price	Price max	Price min	Last price	Closing price	Volume	Open Interest	Open price	Price max	Price min	Last price	Closing price	Volume	Open Interest	Volume	Open Interest	Open price	Price max	Price min	Last price	Closing price	Volume	Open Interest	Open price	Price max	Price min	Last price	Closing price	Volume	Open Interest	Volume	Open Interest	Exercise Price				
1,950	-	-	-	-	-	-	-	0.00	0.00	0.00	-	0.13	-	-	-	-	-	-	-	-	-	-	-	0.00	0.00	0.00	-	456.00	-	-	-	-	1,950				
1,975	-	-	-	-	-	-	-	0.00	0.00	0.00	-	0.08	-	-	-	-	-	-	-	-	-	-	-	0.00	0.00	0.00	-	481.00	-	-	-	-	1,975				
2,000	-	-	-	-	-	-	-	0.00	0.00	0.00	-	0.05	-	-	-	-	-	-	-	-	-	-	-	0.00	0.00	0.00	-	506.00	-	-	-	-	2,000				
2,050	-	-	-	-	-	-	-	0.00	0.00	0.00	-	0.02	-	-	-	-	-	-	-	-	-	-	-	0.00	0.00	0.00	-	556.00	-	-	-	-	2,050				
2,100	-	-	-	-	-	-	-	0.00	0.00	0.00	-	0.01	-	-	-	-	-	-	-	-	-	-	-	0.00	0.00	0.00	-	605.00	-	-	-	-	2,100				
2,150	-	-	-	-	-	-	-	0.00	0.00	0.00	-	0.01	-	-	-	-	-	-	-	-	-	-	-	0.00	0.00	0.00	-	655.00	-	-	-	-	2,150				
2,200	-	-	-	-	-	-	-	0.00	0.00	0.00	-	0.01	-	-	-	-	-	-	-	-	-	-	-	0.00	0.00	0.00	-	705.00	-	-	-	-	2,200				
2,250	-	-	-	-	-	-	-	0.00	0.00	0.00	-	0.01	-	-	-	-	-	-	-	-	-	-	-	0.00	0.00	0.00	-	755.00	-	-	-	-	2,250				
2,300	-	-	-	-	-	-	-	0.00	0.00	0.00	-	0.01	-	-	-	-	-	-	-	-	-	-	-	0.00	0.00	0.00	-	805.00	-	-	-	-	2,300				
2,350	-	-	-	-	-	-	-	0.00	0.00	0.00	-	0.01	-	-	-	-	-	-	-	-	-	-	-	0.00	0.00	0.00	-	855.00	-	-	-	-	2,350				
2,400	-	-	-	-	-	-	-	0.00	0.00	0.00	-	0.01	-	-	-	-	-	-	-	-	-	-	-	0.00	0.00	0.00	-	905.00	-	-	-	-	2,400				
2,450	-	-	-	-	-	-	-	0.00	0.00	0.00	-	0.01	-	-	-	-	-	-	-	-	-	-	-	0.00	0.00	0.00	-	955.00	-	-	-	-	2,450				
2,500	-	-	-	-	-	-	-	0.00	0.00	0.00	-	0.01	-	-	-	-	-	-	-	-	-	-	-	0.00	0.00	0.00	-	1,005.00	-	-	-	-	2,500				
2,550	-	-	-	-	-	-	-	0.00	0.00	0.00	-	0.01	-	-	-	-	-	-	-	-	-	-	-	0.00	0.00	0.00	-	1,055.00	-	-	-	-	2,550				
2,600	-	-	-	-	-	-	-	0.00	0.00	0.00	-	0.01	-	-	-	-	-	-	-	-	-	-	-	0.00	0.00	0.00	-	1,104.00	-	-	-	-	2,600				
Totals:						0	335							21	144	0	20							20	477							30	334	0	0		
Number of Trades:						0							2	0							1							2	0								

ALPHA BANK (CR)

(Contract Size: 100 Securities, Exercise Style: American, Physical Delivery)

Call Options														Put Options																		
August 2020							September 2020							Other Months		August 2020							September 2020							Other Months		Exercise Price
Open price	Price max	Price min	Last price	Closing price	Volume	Open Interest	Open price	Price max	Price min	Last price	Closing price	Volume	Open Interest	Volume	Open Interest	Open price	Price max	Price min	Last price	Closing price	Volume	Open Interest	Open price	Price max	Price min	Last price	Closing price	Volume	Open Interest	Volume	Open Interest	
0.250	0.000	0.000	0.000	0.251	-	-	0.000	0.000	0.000	0.252	-	-				0.000	0.000	0.000	0.001	-	-	0.000	0.000	0.000	0.001	-	-				0.003	
0.300	0.000	0.000	0.000	0.201	-	-	0.000	0.000	0.000	0.203	-	-				0.000	0.000	0.000	0.001	-	-	0.000	0.000	0.000	0.001	-	-				0.003	
0.350	0.000	0.000	0.000	0.153	-	-	0.000	0.000	0.000	0.156	-	-				0.000	0.000	0.000	0.002	-	-	0.000	0.000	0.000	0.004	-	-				0.004	
0.400	0.000	0.000	0.000	0.109	-	-	0.000	0.000	0.000	0.115	-	-				0.000	0.000	0.000	0.008	-	-	0.000	0.000	0.000	0.013	-	-				0.004	
0.450	0.000	0.000	0.000	0.073	-	-	0.000	0.000	0.000	0.081	-	-				0.000	0.000	0.000	0.022	-	-	0.000	0.000	0.000	0.029	-	-				0.005	
0.500	0.000	0.000	0.000	0.045	-	-	0.000	0.000	0.000	0.054	-	-				0.000	0.000	0.000	0.044	-	-	0.000	0.000	0.000	0.052	-	-				0.005	
0.550	0.000	0.000	0.000	0.026	-	-	0.000	0.000	0.000	0.035	-	-				0.000	0.000	0.000	0.075	-	-	0.000	0.000	0.000	0.083	-	-				0.006	
0.600	0.000	0.000	0.000	0.014	-	-	0.000	0.000	0.000	0.022	-	100				0.000	0.000	0.000	0.113	-	10	0.000	0.000	0.000	0.120	-	-				0.006	
0.650	0.000	0.000	0.000	0.008	-	-	0.000	0.000	0.000	0.013	-	-				0.000	0.000	0.000	0.156	-	-	0.000	0.000	0.000	0.161	-	-				0.007	
0.700	0.000	0.000	0.000	0.004	-	-	0.000	0.000	0.000	0.008	-	-				0.000	0.000	0.000	0.203	-	-	0.000	0.000	0.000	0.206	-	-				0.007	
0.750	0.000	0.000	0.000	0.002	-	-	0.000	0.000	0.000	0.005	-	-				0.000	0.000	0.000	0.251	-	-	0.000	0.000	0.000	0.253	-	-				0.008	
0.800	0.000	0.000	0.000	0.001	-	-	0.000	0.000	0.000	0.003	-	-				0.000	0.000	0.000	0.300	-	-	0.000	0.000	0.000	0.301	-	-				0.008	
0.850	0.000	0.000	0.000	0.001	-	-	0.000	0.000	0.000	0.001	-	-				0.000	0.000	0.000	0.349	-	-	0.000	0.000	0.000	0.350	-	-				0.009	
0.900	0.000	0.000	0.000	0.001	-	-	0.000	0.000	0.000	0.001	-	-				0.000	0.000	0.000	0.399	-	-	0.000	0.000	0.000	0.399	-	-				0.009	
0.950	0.000	0.000	0.000	0.001	-	-	0.000	0.000	0.000	0.001	-	-				0.000	0.000	0.000	0.449	-	-	0.000	0.000	0.000	0.449	-	-				0.010	
1.000					-	-	0.000	0.000	0.000	0.001	-	-									-	-	0.000	0.000	0.000	0.499	-	-				0.010
1.100					-	-	0.000	0.000	0.000	0.001	-	-									-	-	0.000	0.000	0.000	0.599	-	-				0.011
1.200					-	-	0.000	0.000	0.000	0.001	-	-									-	-	0.000	0.000	0.000	0.699	-	-				0.012
1.300					-	-	0.000	0.000	0.000	0.001	-	-									-	-	0.000	0.000	0.000	0.799	-	-				0.013
1.400					-	-	0.000	0.000	0.000	0.001	-	-									-	-	0.000	0.000	0.000	0.899	-	-				0.014
1.500					-	-	0.000	0.000	0.000	0.001	-	-									-	-	0.000	0.000	0.000	0.999	-	-				0.015
1.600					-	-	0.000	0.000	0.000	0.001	-	-									-	-	0.000	0.000	0.000	1.10	-	-				0.016
1.700					-	-	0.000	0.000	0.000	0.001	-	-									-	-	0.000	0.000	0.000	1.20	-	-				0.017
1.800					-	-	0.000	0.000	0.000	0.001	-	-									-	-	0.000	0.000	0.000	1.30	-	-				0.018
1.900					-	-	0.000	0.000	0.000	0.001	-	-									-	-	0.000	0.000	0.000	1.40	-	-				0.019
2.000					-	-	0.000	0.000	0.000	0.004	-	-									-	-	0.000	0.000	0.000	1.50	-	-				0.020
2.200					-	-	0.000	0.000	0.000	0.002	-	-									-	-	0.000	0.000	0.000	1.70	-	-				0.022
2.400					-	-	0.000	0.000	0.000	0.001	-	-									-	-	0.000	0.000	0.000	1.90	-	-				0.024
2.600					-	-	0.000	0.000	0.000	0.001	-	-									-	-	0.000	0.000	0.000	2.10	-	-				0.026
2.800					-	-	0.000	0.000	0.000	0.001	-	-									-	-	0.000	0.000	0.000	2.30	-	-				0.028
Totals:					0	0					0	100	0	0							0	10					0	0	0	0		
Number of Trades:					0						0		0									0.00					0		0			

NATIONAL BANK (CR)

(Contract Size: 100 Securities, Exercise Style: American, Physical Delivery)

Call Options														Put Options																		
August 2020							September 2020							Other Months		August 2020							September 2020							Other Months		Exercise Price
Open price	Price max	Price min	Last price	Closing price	Volume	Open Interest	Open price	Price max	Price min	Last price	Closing price	Volume	Open Interest	Volume	Open Interest	Open price	Price max	Price min	Last price	Closing price	Volume	Open Interest	Open price	Price max	Price min	Last price	Closing price	Volume	Open Interest	Volume	Open Interest	
0.600					-	-	0.000	0.000	0.000		0.521	-	-			0.000	0.000	0.000		0.001	-	-	0.000	0.000	0.000		0.001	-	-			0.006
0.650	0.000	0.000	0.000	0.470	-	-	0.000	0.000	0.000		0.472	-	-			0.000	0.000	0.000		0.001	-	-	0.000	0.000	0.000		0.001	-	-			0.007
0.700	0.000	0.000	0.000	0.420	-	-	0.000	0.000	0.000		0.423	-	-			0.000	0.000	0.000		0.001	-	-	0.000	0.000	0.000		0.001	-	-			0.007
0.750	0.000	0.000	0.000	0.371	-	-	0.000	0.000	0.000		0.374	-	-			0.000	0.000	0.000		0.001	-	-	0.000	0.000	0.000		0.003	-	-			0.008
0.800	0.000	0.000	0.000	0.321	-	-	0.000	0.000	0.000		0.327	-	-			0.000	0.000	0.000		0.001	-	-	0.000	0.000	0.000		0.006	-	-			0.008
0.850	0.000	0.000	0.000	0.272	-	-	0.000	0.000	0.000		0.283	-	-			0.000	0.000	0.000		0.002	-	-	0.000	0.000	0.000		0.011	-	-			0.009
0.900	0.000	0.000	0.000	0.225	-	-	0.000	0.000	0.000		0.241	-	-			0.000	0.000	0.000		0.005	-	-	0.000	0.000	0.000		0.019	-	-			0.009
0.950	0.000	0.000	0.000	0.181	-	-	0.000	0.000	0.000		0.202	-	-			0.000	0.000	0.000		0.010	-	-	0.000	0.000	0.000		0.030	-	-			0.010
1.000	0.000	0.000	0.000	0.141	-	-	0.000	0.000	0.000		0.167	-	-			0.000	0.000	0.000		0.020	-	-	0.000	0.000	0.000		0.045	-	-			0.010
1.100	0.000	0.000	0.000	0.077	-	-	0.000	0.000	0.000		0.110	-	-			0.000	0.000	0.000		0.057	-	-	0.000	0.000	0.000		0.088	-	-			0.011
1.200	0.000	0.000	0.000	0.037	-	-	0.000	0.000	0.000		0.068	-	-			0.000	0.000	0.000		0.116	-	-	0.000	0.000	0.000		0.146	-	-			0.012
1.300	0.000	0.000	0.000	0.015	-	-	0.000	0.000	0.000		0.041	-	-			0.000	0.000	0.000		0.195	-	-	0.000	0.000	0.000		0.219	-	-			0.013
1.400	0.000	0.000	0.000	0.006	-	-	0.000	0.000	0.000		0.023	-	10			0.000	0.000	0.000		0.285	-	-	0.000	0.000	0.000		0.301	-	-			0.014
1.500	0.000	0.000	0.000	0.002	-	-	0.000	0.000	0.000		0.013	-	-			0.000	0.000	0.000		0.381	-	-	0.000	0.000	0.000		0.391	-	-			0.015
1.600	0.000	0.000	0.000	0.001	-	-	0.000	0.000	0.000		0.007	-	-			0.000	0.000	0.000		0.480	-	-	0.000	0.000	0.000		0.485	-	-			0.016
1.700	0.000	0.000	0.000	0.001	-	-	0.000	0.000	0.000		0.004	-	-			0.000	0.000	0.000		0.580	-	-	0.000	0.000	0.000		0.582	-	-			0.017
1.800	0.000	0.000	0.000	0.001	-	-	0.000	0.000	0.000		0.002	-	-			0.000	0.000	0.000		0.680	-	-	0.000	0.000	0.000		0.680	-	-			0.018
1.900	0.000	0.000	0.000	0.001	-	-	0.000	0.000	0.000		0.001	-	-			0.000	0.000	0.000		0.780	-	-	0.000	0.000	0.000		0.780	-	-			0.019
2.000	0.000	0.000	0.000	0.001	-	-	0.000	0.000	0.000		0.001	-	-			0.000	0.000	0.000		0.880	-	-	0.000	0.000	0.000		0.880	-	-			0.020
2.200					-	-	0.000	0.000	0.000		0.001	-	-										0.000	0.000	0.000		1.08	-	-			0.022
2.400					-	-	0.000	0.000	0.000		0.001	-	-										0.000	0.000	0.000		1.28	-	-			0.024
2.600					-	-	0.000	0.000	0.000		0.001	-	-										0.000	0.000	0.000		1.48	-	-			0.026
2.800					-	-	0.000	0.000	0.000		0.001	-	-										0.000	0.000	0.000		1.68	-	-			0.028
3.000					-	-	0.000	0.000	0.000		0.001	-	-										0.000	0.000	0.000		1.88	-	-			0.030
3.200					-	-	0.000	0.000	0.000		0.001	-	-										0.000	0.000	0.000		2.08	-	-			0.032
3.400					-	-	0.000	0.000	0.000		0.001	-	-										0.000	0.000	0.000		2.28	-	-			0.034
3.600					-	-	0.000	0.000	0.000		0.001	-	-										0.000	0.000	0.000		2.48	-	-			0.036
3.800					-	-	0.000	0.000	0.000		0.001	-	-										0.000	0.000	0.000		2.68	-	-			0.038
4.000					-	-	0.000	0.000	0.000		0.001	-	-										0.000	0.000	0.000		2.88	-	-			0.040
4.400					-	-	0.000	0.000	0.000		0.001	-	-										0.000	0.000	0.000		3.28	-	-			0.044
Totals:					0	0						0	10	0	0							0	0				0	450	0	0		
Number of Trades:					0							0		0								0.00					0		0			



OPAP (CR)

(Contract Size: 100 Securities, Exercise Style: American, Physical Delivery)

Call Options														Put Options																		
August 2020							September 2020							Other Months		August 2020							September 2020							Other Months		Exercise Price
Open price	Price max	Price min	Last price	Closing price	Volume	Open Interest	Open price	Price max	Price min	Last price	Closing price	Volume	Open Interest	Volume	Open Interest	Open price	Price max	Price min	Last price	Closing price	Volume	Open Interest	Open price	Price max	Price min	Last price	Closing price	Volume	Open Interest	Volume	Open Interest	
4.000					-	-	0.000	0.000	0.000		3.86	-	-			-	-	0.000	0.000	0.000		0.001	-	-								0.040
4.400					-	-	0.000	0.000	0.000		3.46	-	-			-	-	0.000	0.000	0.000		0.001	-	-								0.044
4.800					-	-	0.000	0.000	0.000		3.06	-	-			-	-	0.000	0.000	0.000		0.001	-	-								0.048
5.200					-	-	0.000	0.000	0.000		2.66	-	-			-	-	0.000	0.000	0.000		0.001	-	-								0.052
5.600	0.000	0.000	0.000		2.25	-	-	0.000	0.000	0.000		2.26	-	-		0.000	0.000	0.000		0.001	-	-		0.000	0.000	0.000		0.002	-	-		0.056
6.000	0.000	0.000	0.000		1.85	-	-	0.000	0.000	0.000		1.87	-	-		0.000	0.000	0.000		0.001	-	-		0.000	0.000	0.000		0.009	-	-		0.060
6.400	0.000	0.000	0.000		1.45	-	-	0.000	0.000	0.000		1.49	-	-		0.000	0.000	0.000		0.001	-	-		0.000	0.000	0.000		0.029	-	-		0.064
6.800	0.000	0.000	0.000		1.06	-	-	0.000	0.000	0.000		1.14	-	-		0.000	0.000	0.000		0.003	-	-		0.000	0.000	0.000		0.077	-	-		0.068
7.200	0.000	0.000	0.000		0.677	-	-	0.000	0.000	0.000		0.830	-	-		0.000	0.000	0.000		0.023	-	-		0.000	0.000	0.000		0.165	-	-		0.072
7.600	0.000	0.000	0.000		0.359	-	-	0.000	0.000	0.000		0.573	-	-		0.000	0.000	0.000		0.105	-	10		0.000	0.000	0.000		0.308	-	-		0.076
8.000	0.000	0.000	0.000		0.146	-	-	0.000	0.000	0.000		0.376	-	-		0.000	0.000	0.000		0.292	-	30		0.000	0.000	0.000		0.511	-	-		0.080
8.400	0.000	0.000	0.000		0.046	-	55	0.000	0.000	0.000		0.233	-	-		0.000	0.000	0.000		0.592	-	10		0.000	0.000	0.000		0.767	-	-		0.084
8.800	0.000	0.000	0.000		0.010	-	55	0.000	0.000	0.000		0.135	-	10		0.000	0.000	0.000		0.957	-	-		0.000	0.000	0.000		1.07	-	-		0.088
9.200	0.000	0.000	0.000		0.002	-	152	0.000	0.000	0.000		0.075	-	-		0.000	0.000	0.000		1.35	-	-		0.000	0.000	0.000		1.41	-	-		0.092
9.600	0.000	0.000	0.000		0.001	-	5	0.000	0.000	0.000		0.040	-	-		0.000	0.000	0.000		1.75	-	-		0.000	0.000	0.000		1.78	-	-		0.096
10.000	0.000	0.000	0.000		0.001	-	-	0.000	0.000	0.000		0.020	-	-		0.000	0.000	0.000		2.15	-	-		0.000	0.000	0.000		2.16	-	-		0.100
11.000	0.000	0.000	0.000		0.001	-	-	0.000	0.000	0.000		0.003	-	-		0.000	0.000	0.000		3.15	-	-		0.000	0.000	0.000		3.15	-	-		0.110
12.000	0.000	0.000	0.000		0.001	-	-	0.000	0.000	0.000		0.001	-	-		0.000	0.000	0.000		4.15	-	-		0.000	0.000	0.000		4.15	-	-		0.120
13.000	0.000	0.000	0.000		0.001	-	-	0.000	0.000	0.000		0.001	-	-		0.000	0.000	0.000		5.15	-	-		0.000	0.000	0.000		5.15	-	-		0.130
14.000					-	-	0.000	0.000	0.000		0.002	-	-			-	-	0.000	0.000	0.000		6.15	-	-							0.140	
15.000					-	-	0.000	0.000	0.000		0.001	-	-			-	-	0.000	0.000	0.000		7.15	-	-							0.150	
16.000					-	-	0.000	0.000	0.000		0.001	-	-			-	-	0.000	0.000	0.000		8.15	-	-							0.160	
17.000					-	-	0.000	0.000	0.000		0.001	-	-			-	-	0.000	0.000	0.000		9.15	-	-							0.170	
Totals:					0	267						0	10	0	0						0	50						0	10	0	0	
Number of Trades:					0						0	0						0.00						0	0							

OTE (CR)

(Contract Size: 100 Securities, Exercise Style: American, Physical Delivery)

Call Options														Put Options																		
August 2020							September 2020							Other Months		August 2020							September 2020							Other Months		Exercise Price
Open price	Price max	Price min	Last price	Closing price	Volume	Open Interest	Open price	Price max	Price min	Last price	Closing price	Volume	Open Interest	Volume	Open Interest	Open price	Price max	Price min	Last price	Closing price	Volume	Open Interest	Open price	Price max	Price min	Last price	Closing price	Volume	Open Interest	Volume	Open Interest	
7.200					-	-	0.000	0.000	0.000		5.82	-	-			-	-	0.000	0.000	0.000		0.001	-	-								0.072
7.600					-	-	0.000	0.000	0.000		5.42	-	-			-	-	0.000	0.000	0.000		0.001	-	-								0.076
8.000					-	-	0.000	0.000	0.000		5.02	-	-			-	-	0.000	0.000	0.000		0.001	-	-								0.080
8.400					-	-	0.000	0.000	0.000		4.62	-	-			-	-	0.000	0.000	0.000		0.001	-	-								0.084
8.800	0.000	0.000	0.000		4.20	-	-	0.000	0.000	0.000		4.22	-	-		0.000	0.000	0.000		0.001	-	-		0.000	0.000	0.000		0.001	-	-		0.088
9.200	0.000	0.000	0.000		3.81	-	-	0.000	0.000	0.000		3.82	-	-		0.000	0.000	0.000		0.001	-	-		0.000	0.000	0.000		0.001	-	-		0.092
9.600	0.000	0.000	0.000		3.41	-	-	0.000	0.000	0.000		3.42	-	-		0.000	0.000	0.000		0.001	-	-		0.000	0.000	0.000		0.001	-	-		0.096
10.000	0.000	0.000	0.000		3.01	-	-	0.000	0.000	0.000		3.03	-	-		0.000	0.000	0.000		0.001	-	-		0.000	0.000	0.000		0.004	-	-		0.100
11.000	0.000	0.000	0.000		2.01	-	-	0.000	0.000	0.000		2.06	-	-		0.000	0.000	0.000		0.001	-	10		0.000	0.000	0.000		0.040	-	-		0.110
12.000	0.000	0.000	0.000		1.03	-	-	0.000	0.000	0.000		1.22	-	-		0.000	0.000	0.000		0.022	-	10		0.000	0.000	0.000		0.196	-	-		0.120
13.000	0.000	0.000	0.000		0.291	-	42	0.000	0.000	0.000		0.598	-	10		0.000	0.000	0.000		0.284	-	-		0.000	0.000	0.000		0.573	-	-		0.130
14.000	0.000	0.000	0.000		0.033	-	5	0.000	0.000	0.000		0.245	-	60		0.000	0.000	0.000		1.03	-	-		0.000	0.000	0.000		1.22	-	-		0.140
15.000	0.000	0.000	0.000		0.001	-	-	0.000	0.000	0.000		0.082	-	5		0.000	0.000	0.000		2.00	-	-		0.000	0.000	0.000		2.06	-	-		0.150
16.000	0.000	0.000	0.000		0.001	-	-	0.000	0.000	0.000		0.023	-	-		0.000	0.000	0.000		3.00	-	-		0.000	0.000	0.000		3.01	-	-		0.160
17.000	0.000	0.000	0.000		0.001	-	-	0.000	0.000	0.000		0.005	-	-		0.000	0.000	0.000		4.00	-	-		0.000	0.000	0.000		4.00	-	-		0.170
18.000	0.000	0.000	0.000		0.001	-	-	0.000	0.000	0.000		0.001	-	-		0.000	0.000	0.000		5.00	-	-		0.000	0.000	0.000		5.00	-	-		0.180
19.000					-	-	0.000	0.000	0.000		0.001	-	-			-	-	0.000	0.000	0.000		6.00	-	-								0.190
Totals:					0	47						0	75		0	0					0	20					0	5		0	0	
Number of Trades:					0							0			0						0.00						0			0		

PIRAEUS BANK (CR)

(Contract Size: 100 Securities, Exercise Style: American, Physical Delivery)

Call Options														Put Options																			
Exercise Price	August 2020						September 2020						Other Months		August 2020						September 2020						Other Months		Exercise Price				
	Open price	Price max	Price min	Last price	Closing price	Volume	Open Interest	Open price	Price max	Price min	Last price	Closing price	Volume	Open Interest	Volume	Open Interest	Open price	Price max	Price min	Last price	Closing price	Volume	Open Interest	Open price	Price max	Price min	Last price	Closing price		Volume	Open Interest	Volume	Open Interest
0.700						-	0.000	0.000	0.000		0.442	-	-			0.000	0.000	0.000		0.001	-	-		0.000	0.000	0.000		0.001	-	-		0.007	
0.750	0.000	0.000	0.000		0.390	-	0.000	0.000	0.000		0.393	-	-			0.000	0.000	0.000		0.001	-	-		0.000	0.000	0.000		0.002	-	-		0.008	
0.800	0.000	0.000	0.000		0.341	-	0.000	0.000	0.000		0.346	-	-			0.000	0.000	0.000		0.001	-	-		0.000	0.000	0.000		0.004	-	-		0.008	
0.850	0.000	0.000	0.000		0.291	-	0.000	0.000	0.000		0.300	-	-			0.000	0.000	0.000		0.001	-	-		0.000	0.000	0.000		0.008	-	-		0.009	
0.900	0.000	0.000	0.000		0.243	-	0.000	0.000	0.000		0.257	-	-			0.000	0.000	0.000		0.003	-	-		0.000	0.000	0.000		0.015	-	-		0.009	
0.950	0.000	0.000	0.000		0.198	-	0.000	0.000	0.000		0.216	-	-			0.000	0.000	0.000		0.007	-	-		0.000	0.000	0.000		0.024	-	-		0.010	
1.000	0.000	0.000	0.000		0.155	-	0.000	0.000	0.000		0.180	-	-			0.000	0.000	0.000		0.015	-	-		0.000	0.000	0.000		0.038	-	-		0.010	
1.100	0.000	0.000	0.000		0.086	-	0.000	0.000	0.000		0.119	-	-			0.000	0.000	0.000		0.045	-	-		0.000	0.000	0.000		0.077	-	-		0.011	
1.200	0.000	0.000	0.000		0.041	-	0.000	0.000	0.000		0.075	-	-			0.000	0.000	0.000		0.101	-	-		0.000	0.000	0.000		0.132	-	-		0.012	
1.300	0.000	0.000	0.000		0.017	-	0.000	0.000	0.000		0.044	-	-			0.000	0.000	0.000		0.176	-	-		0.000	0.000	0.000		0.202	-	-		0.013	
1.400	0.000	0.000	0.000		0.006	-	0.000	0.000	0.000		0.026	-	14			0.000	0.000	0.000		0.265	-	-		0.000	0.000	0.000		0.283	-	-		0.014	
1.500	0.000	0.000	0.000		0.002	-	0.000	0.000	0.000		0.014	-	-			0.000	0.000	0.000		0.361	-	-		0.000	0.000	0.000		0.372	-	-		0.015	
1.600	0.000	0.000	0.000		0.001	-	0.000	0.000	0.000		0.008	-	-			0.000	0.000	0.000		0.460	-	-		0.000	0.000	0.000		0.465	-	-		0.016	
1.700	0.000	0.000	0.000		0.001	-	0.000	0.000	0.000		0.004	-	-			0.000	0.000	0.000		0.560	-	-		0.000	0.000	0.000		0.562	-	-		0.017	
1.800	0.000	0.000	0.000		0.001	-	0.000	0.000	0.000		0.002	-	-			0.000	0.000	0.000		0.660	-	-		0.000	0.000	0.000		0.661	-	-		0.018	
1.900	0.000	0.000	0.000		0.001	-	0.000	0.000	0.000		0.001	-	-			0.000	0.000	0.000		0.760	-	-		0.000	0.000	0.000		0.760	-	-		0.019	
2.000	0.000	0.000	0.000		0.003	-	0.000	0.000	0.000		0.001	-	-			0.000	0.000	0.000		0.860	-	-		0.000	0.000	0.000		0.860	-	-		0.020	
2.200	0.000	0.000	0.000		0.001	-	0.000	0.000	0.000		0.001	-	-			0.000	0.000	0.000		1.06	-	-		0.000	0.000	0.000		1.06	-	-		0.022	
2.400	0.000	0.000	0.000		0.001	-	0.000	0.000	0.000		0.001	-	-			0.000	0.000	0.000		1.26	-	-		0.000	0.000	0.000		1.26	-	-		0.024	
2.600						-	0.000	0.000	0.000		0.001	-	-									-	-		0.000	0.000	0.000		1.46	-	-		0.026
2.800						-	0.000	0.000	0.000		0.001	-	-									-	-		0.000	0.000	0.000		1.66	-	-		0.028
3.000						-	0.000	0.000	0.000		0.001	-	-									-	-		0.000	0.000	0.000		1.86	-	-		0.030
3.200						-	0.000	0.000	0.000		0.001	-	-									-	-		0.000	0.000	0.000		2.06	-	-		0.032
3.400						-	0.000	0.000	0.000		0.001	-	-									-	-		0.000	0.000	0.000		2.26	-	-		0.034
3.600						-	0.000	0.000	0.000		0.001	-	-									-	-		0.000	0.000	0.000		2.46	-	-		0.036
3.800						-	0.000	0.000	0.000		0.001	-	-									-	-		0.000	0.000	0.000		2.66	-	-		0.038
4.000						-	0.000	0.000	0.000		0.001	-	-									-	-		0.000	0.000	0.000		2.86	-	-		0.040
4.400						-	0.000	0.000	0.000		0.001	-	-									-	-		0.000	0.000	0.000		3.26	-	-		0.044
4.800						-	0.000	0.000	0.000		0.001	-	-									-	-		0.000	0.000	0.000		3.66	-	-		0.048
Totals:						0	0					0	14	0	0						0	0						0	0	0	0		
Number of Trades:						0						0		0							0.00							0		0			

PPC (CR)

(Contract Size: 100 Securities, Exercise Style: American, Physical Delivery)

Call Options														Put Options																					
August 2020							September 2020							Other Months		August 2020							September 2020							Other Months		Exercise Price			
Open price	Price max	Price min	Last price	Closing price	Volume	Open Interest	Open price	Price max	Price min	Last price	Closing price	Volume	Open Interest	Volume	Open Interest	Open price	Price max	Price min	Last price	Closing price	Volume	Open Interest	Open price	Price max	Price min	Last price	Closing price	Volume	Open Interest	Volume	Open Interest				
1.000					-	-	0.000	0.000	0.000		2.84	-	-			-	-	0.000	0.000	0.000		0.001	-	-								0.010			
1.100					-	-	0.000	0.000	0.000		2.74	-	-			-	-	0.000	0.000	0.000		0.001	-	-								0.011			
1.200					-	-	0.000	0.000	0.000		2.64	-	-			-	-	0.000	0.000	0.000		0.001	-	-								0.012			
1.300					-	-	0.000	0.000	0.000		2.54	-	-			-	-	0.000	0.000	0.000		0.001	-	-								0.013			
1.400					-	-	0.000	0.000	0.000		2.44	-	-			-	-	0.000	0.000	0.000		0.001	-	-								0.014			
1.500					-	-	0.000	0.000	0.000		2.34	-	-			-	-	0.000	0.000	0.000		0.001	-	-								0.015			
1.600					-	-	0.000	0.000	0.000		2.24	-	-			-	-	0.000	0.000	0.000		0.001	-	-								0.016			
1.700	0.000	0.000	0.000		2.14	-	-	0.000	0.000	0.000		2.14	-	-			0.000	0.000	0.000		0.001	-	-			0.000	0.000	0.000		0.003	-	-	0.017		
1.800	0.000	0.000	0.000		2.04	-	-	0.000	0.000	0.000		2.04	-	-			0.000	0.000	0.000		0.001	-	-			0.000	0.000	0.000		0.001	-	-	0.018		
1.900	0.000	0.000	0.000		1.94	-	-	0.000	0.000	0.000		1.94	-	-			0.000	0.000	0.000		0.002	-	-			0.000	0.000	0.000		0.001	-	-	0.019		
2.000	0.000	0.000	0.000		1.84	-	-	0.000	0.000	0.000		1.84	-	-			0.000	0.000	0.000		0.001	-	-			0.000	0.000	0.000		0.001	-	-	0.020		
2.200	0.000	0.000	0.000		1.64	-	-	0.000	0.000	0.000		1.64	-	-			0.000	0.000	0.000		0.001	-	-			0.000	0.000	0.000		0.001	-	-	0.022		
2.400	0.000	0.000	0.000		1.44	-	-	0.000	0.000	0.000		1.45	-	-			0.000	0.000	0.000		0.001	-	-			0.000	0.000	0.000		0.002	-	-	0.024		
2.600	0.000	0.000	0.000		1.24	-	-	0.000	0.000	0.000		1.25	-	-			0.000	0.000	0.000		0.001	-	-			0.000	0.000	0.000		0.001	-	-	0.026		
2.800	0.000	0.000	0.000		1.04	-	-	0.000	0.000	0.000		1.05	-	-			0.000	0.000	0.000		0.001	-	-			0.000	0.000	0.000		0.005	-	-	0.028		
3.000	0.000	0.000	0.000		0.842	-	-	0.000	0.000	0.000		0.862	-	-			0.000	0.000	0.000		0.001	-	-			0.000	0.000	0.000		0.015	-	-	0.030		
3.200	0.000	0.000	0.000		0.643	-	-	0.000	0.000	0.000		0.683	-	-			0.000	0.000	0.000		0.001	-	-			0.000	0.000	0.000		0.037	-	-	0.032		
3.400	0.000	0.000	0.000		0.449	-	-	0.000	0.000	0.000		0.524	-	-			0.000	0.000	0.000		0.007	-	76			0.000	0.000	0.000		0.077	-	-	0.034		
3.600	0.000	0.000	0.000		0.276	-	-	0.000	0.000	0.000		0.387	-	-			0.000	0.000	0.000		0.034	-	85			0.000	0.000	0.000		0.140	-	-	0.036		
3.800	0.000	0.000	0.000		0.143	-	10	0.000	0.000	0.000		0.274	-	-			0.000	0.000	0.000		0.101	-	-			0.000	0.000	0.000		0.227	-	-	0.038		
4.000	0.000	0.000	0.000		0.060	-	10	0.000	0.000	0.000		0.187	-	-			0.000	0.000	0.000		0.218	-	50			0.000	0.000	0.000		0.339	-	-	0.040		
4.400	0.000	0.000	0.000		0.005	-	-	0.000	0.000	0.000		0.077	-	-			0.000	0.000	0.000		0.564	-	-			0.000	0.000	0.000		0.630	-	-	0.044		
4.800	0.000	0.000	0.000		0.002	-	-	0.000	0.000	0.000		0.028	-	-			0.000	0.000	0.000		0.960	-	-			0.000	0.000	0.000		0.982	-	-	0.048		
5.200	0.000	0.000	0.000		0.001	-	-	0.000	0.000	0.000		0.009	-	-			0.000	0.000	0.000		1.36	-	-			0.000	0.000	0.000		1.36	-	-	0.052		
5.600	0.000	0.000	0.000		0.001	-	-	0.000	0.000	0.000		0.003	-	-			0.000	0.000	0.000		1.76	-	-			0.000	0.000	0.000		1.76	-	-	0.056		
6.000	0.000	0.000	0.000		0.001	-	-	0.000	0.000	0.000		0.001	-	-			0.000	0.000	0.000		2.16	-	-			0.000	0.000	0.000		2.16	-	-	0.060		
6.400					-	-	0.000	0.000	0.000		0.001	-	-			-	-	0.000	0.000	0.000		2.56	-	-			0.000	0.000	0.000		2.56	-	-	0.064	
Totals:					0	20						0	0			0	0						0	211						0	50			0	0
Number of Trades:					0						0			0						0.00						0			0			0			

Lending Products	Underlying Title	Multilateral Transactions[1]					Bilateral Transactions[2]		Stock Borrowing through OTC (volume)[3]
		Open Interest[5]	Volume(Offered)	Average Weighted	Transactions volume	Average Weighted	Transactions Volume	Average Weighted	Transactions Volume
ADMIEBOR	ADMIE (IPTO) HOLDING S.A. (CR)	---	---	---	---	---	---	121,344	
AEGNBOR	AEGEAN AIRLINES (CR)	3,456	---	---	700	2.65%	---	36,711	
ALPHABOR	ALPHA BANK (CR)	3,000	---	---	---	---	---	43,338,318	
ALMYBOR	ALUMIL (CR)	---	---	---	---	---	---	---	
TATTBOR	ATTICA BANK S.A. (CR)	13,603	---	---	---	---	---	370	
EEEBOR	CC HBC AG (CR)	3,674	---	---	---	---	---	70,546	
CENERBOR	CENERGY HOLDINGS (CB)	---	---	---	---	---	---	---	
ELLAKTORBOR	ELLAKTOR (CR)	16,000	---	---	---	---	---	187,898	
EUROBBOR	EUROBANK HOLDINGS (CR)	220,882	---	---	---	---	---	50,824,564	
EYDAPBOR	EYDAP S.A. (CR)	3,888	---	---	12	5.28%	---	232,781	
FFGRPBOR	FOLLI FOLLIE (CR)	---	---	---	---	---	---	1,120,847	
FOYRKBOR	FOURLIS (CR)	6,349	---	---	350	2.65%	---	33,892	
GEKTERNABOR	GEK TERNA (CR)	---	---	---	---	---	---	98,593	
SARBOR	GR. SARANTIS S.A. (CR)	---	---	---	---	---	---	17,367	
EXAEBOR	HELLENIC EXCHANGES-A.S.E. (CR)	5,000	---	---	---	---	---	184,665	
ELPEBOR	HELLENIC PETROLEUM (CR)	---	---	---	---	---	---	135,943	
INTRKBOR	INTRACOM HOLDINGS (CR)	---	---	---	---	---	---	---	
BELABOR	JUMBO SA (CR)	56,068	---	---	---	---	---	108,098	
LAMDABOR	LAMDA DEVELOPMENT SA (CR)	---	---	---	---	---	---	13,000	
MIGBOR	MARFIN INVESTMENT GROUP (CR)	---	---	---	---	---	---	794,474	
MOHBOR	MOTOR OIL (CR)	3,000	---	---	---	---	---	365,916	
MYTILBOR	MYTILINEOS (CR)	1,674	---	---	---	---	---	126,742	
ETEBOR	NATIONAL BANK (CR)	30,348	---	---	3,000	3.37%	---	9,267,674	
OPAPBOR	OPAP (CR)	2,153	---	---	---	---	---	1,319,593	
HTOBOR	OTE (CR)	73,423	---	---	---	---	---	571,257	
PPABOR	P.P.A. S.A. (CR)	735	---	---	100	3.67%	---	10,401	
TPEIRBOR	PIRAEUS BANK (CR)	14,500	---	---	---	---	---	16,594,360	
PLAISBOR	PLAISIO COMPUTERS SA (CR)	---	---	---	---	---	---	4,000	
PPCBOR	PPC (CR)	47,000	---	---	---	---	---	5,591,500	
QUALBOR	QUALITY & RELIABILITY SA (CR)	---	---	---	---	---	---	---	
TENERGYBOR	TERNA ENERGY (CR)	47,709	---	---	---	---	---	12,892	

## Stock Lending Notes

[1] - Multilateral contracts Lending or Borrowing as per Methods 8-1, 8-2 and 8-3-3 (According to ATHEX BoD Resolution No.17)

[2] - Bilateral Contracts Lending or Borrowing as per Methods 8-3-1 and 8-3-2 (According to ATHEX BoD Resolution No.20 )

[3] - The information concerning OTC Stock Borrowing Transactions is based on the statements of the Dematerialised Securities System (DSS) operators involved and refers to volumes that have been registered up until the previous working day.

[4] - Average Price (Volume weighted)

[5] - The Data concerning Open Interest before the start of trading session

Lending Products	Underlying Title	Multilateral Transactions[1]					Bilateral Transactions[2]		Stock Borrowing through OTC (volume)[3]
		Open Interest[5]	Volume(Offered)	Average Weighted	Transactions volume	Average Weighted	Transactions Volume	Average Weighted	Transactions Volume
TITCBOR	TITAN CEMENT (CB)	---	---	---	---	---	---	---	240,048
VIOBOR	VIOHALCO SA/NV (CB)	400	---	---	---	---	---	---	---

## Stock Lending Notes

[1] - Multilateral contracts Lending or Borrowing as per Methods 8-1, 8-2 and 8-3-3 (According to ATHEX BoD Resolution No.17)

[2] - Bilateral Contracts Lending or Borrowing as per Methods 8-3-1 and 8-3-2 (According to ATHEX BoD Resolution No.20 )

[3] - The information concerning OTC Stock Borrowing Transactions is based on the statements of the Dematerialised Securities System (DSS) operators involved and refers to volumes that have been registered up until the previous working day.

[4] - Average Price (Volume weighted)

[5] - The Data concerning Open Interest before the start of trading session

## Sectors codification for listed companies

12003-	ETF	10101010	Computer Services
10101015	Software	10102030	Computer Hardware
15101010	Telecommunications Equipment	15102015	Telecommunications Services
20101010	Health Care Facilities	20101025	Health Care Services
20102010	Medical Equipment	20103015	Pharmaceuticals
30101010	Banks	30202000	Diversified Financial Services
30202010	Asset Managers & Custodians	30202015	Investment Services
30302010	Full Line Insurance	30302015	Insurance Brokers
35101010	Real Estate Holding and Development	35101015	Real Estate Services
35102000	Diversified REITs	35102030	Office REITs
40201040	Rental & Leasing Services: Consumer	40202010	Home Construction
40202015	Household Furnishings	40202020	Household Appliance
40203040	Electronic Entertainment	40203045	Toys
40204020	Clothing & Accessories	40301010	Entertainment
40301030	Publishing	40301035	Radio & TV Broadcasters
40401010	Diversified Retailers	40401020	Apparel Retailers
40401025	Home Improvement Retailers	40401030	Specialty Retailers
40501010	Airlines	40501015	Travel & Tourism
40501020	Casinos & Gambling	40501025	Hotels & Motels
45101015	Distillers & Vintners	45101020	Soft Drinks
45102010	Farming Fishing Ranching & Plantations	45102020	Food Products
45103010	Tobacco	45201010	Food Retailers & Wholesalers
45201020	Personal Products	50101010	Construction
50101030	Cement	50101035	Building Materials: Other
50202010	Electrical Components	50203000	Diversified Industrials
50203015	Plastics	50203030	Containers & Packaging
50204000	Machinery: Industrial	50204020	Machinery: Construction & Handling
50205010	Industrial Suppliers	50205020	Back Office Support HR & Consulting
50205030	Forms & Bulk Printing Services	50206015	Commercial Vehicles & Parts
50206030	Marine Transportation	50206060	Transportation Services
55101000	Diversified Materials	55101020	Textile Products
55102000	General Mining	55102010	Iron & Steel
55102015	Metal Fabricating	55102035	Aluminum
60101000	Integrated Oil & Gas	60101020	Oil Refining and Marketing
65101010	Alternative Electricity	65101015	Conventional Electricity
65102030	Water		



**ATHEX**  
Athens Stock Exchange

Λεωφ. Αθηνών 110 104 42 Αθήνα  
110, Athinon Ave. GR 104 42 Athens  
tel. (+30)210-33.66.800, fax (+30)210-33.66.101  
[www.athexgroup.gr](http://www.athexgroup.gr)