

20

Ημερήσιο Δελτίο
Συναλλακτικής Δραστηριότητας

Daily Official List
of Trading Activity

Thursday, 30 July, 2020

Year: 141 Trading Day No: 142



ATHEXGROUP
Athens Exchange Group

Disclaimer:

Hellenic Exchanges-Athens Stock Exchange S.A endeavours to ensure that the data and other material ("Information") presented on the Daily Official List are accurate and complete, but it is not liable for any errors or omissions of data or /and for the accuracy, credibility, updating and completeness of the aforesaid information nor it has any liability arising directly or indirectly from the use of the above Information.

The Company is not liable for the accuracy of the data included in listed companies' announcements. Only the sender of such an announcement is fully and solely liable for any infringement of third party's rights from the content of such announcement. All contents of the Daily Official List are provided only for information purposes and do not constitute investment advice or solicitation to invest in securities or other products listed for trading on the Exchange.

You acknowledge and agree that the Company is the owner of any property rights related to any Information appearing on the Daily Official List including intellectual property rights copyright, trademarks, etc.

The above data are a property of the Hellenic Exchanges-Athens Exchange and are copyright protected. Users are forbidden to reproduce, modify, copy, sale, transmit or redistribute, by all reproduction means and methods, part or the whole of the above data, without reference to their source.

The commercial exploitation of these data is, also, forbidden by third parties. Hellenic Exchanges-Athens Exchange does not carry any responsibility, direct or indirect, derived from usage or accidental alteration of the above data when used by third parties.

Hellenic Exchanges – Athens Stock Exchange S.A.

110 Athinon Ave.,10442 Athens, Tel: (210) 33.66.800, Fax: (210) 32.13.938

www.athexgroup.gr

Thessalonica Stock Exchange Center (T.S.E.C)

16-18 Katouni Str., Thessalonica 546 25 Tel: (2310) 567.667, Fax: (2310) 530.545

Athex Members Guarantee Fund

14-16 Fidiou Str., Athens 106 78, Tel: (210) 33.04.682, Fax: (210) 33.04.155

Hellenic Republic Capital Market Commission

1 Kolokotroni Str. & 1 Stadiou Str., Athens 10562 Tel: (210) 33.77.100 Fax: (210) 33.77.173

Table of Contents

Section 1: Statistical Figures of Securities, Derivatives and Lending

Summary of Markets

Athex Indices

Analytic Figures for Athex Market's Boards and Categories

Trading Details by Athex Sectors and Financial Instruments (ETFs)

Top 10 best & worst performing Shares

Derivatives Summary

Section 2: Analytic Figures of Shares Transactions

Analytic Figures of Shares Transactions

Shares' Notes

Section 3: Figures of Securities Transactions

Securities Blocks Details

Shares Rights Details

Stock Borrowing

Securities Forced Sales

Forced Sales Registered Shares

Exchange Traded Funds (ETFs) Characteristics

Section 5: Bonds traded in Fixed Income Assets Market

Convertible Corporate Bonds - Regulated Market

Non Convertible Corporate Bonds - Regulated Market

Government Bonds

Treasury Bills & Zero Coupon Government Bonds

Government Bonds Traded with the Open Outcry Method

State Banks Bonds

Section 6: Additional Infos

Athex & ATHEXClear Members List

List of Stocks under Market Making operations

Section 7: Derivatives Market Analytic Figures

Index Futures

Stock Futures

Index Options

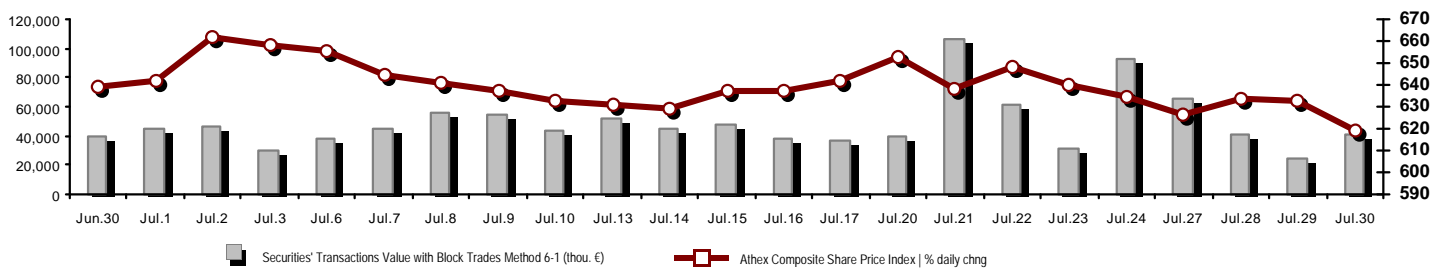
Stock Options

Stock Lending Analytic Figures

Appendix A: Sectors codification for listed companies

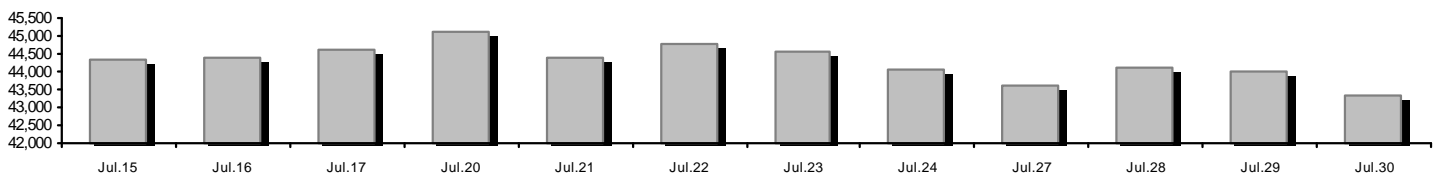
Summary of Markets

Athex Composite Share Price Index vs Shares and Derivatives Transactions Value

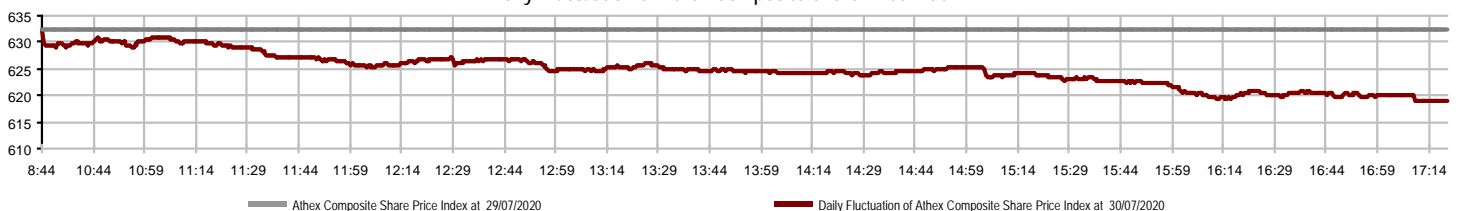


Athex Capitalisation (mill. €)**:	43,308.47	Derivatives Total Open Interest	287,265
Daily change: mill. € %	-705.11 -1.60%	in Index Futures % daily chng	5,290 -0.08%
Yearly Avg Capitalisation: mill. € % chng prev year Avg	48,468.97 -11.53%	in Stock Futures % daily chng	279,536 0.07%
Athex Composite Share Price Index % daily chng	618.86 -2.14%	in Index Options % daily chng	1,150 -1.63%
Athex Composite Share Price Index Capitalisation (mill. €)	38,140.75	in Stock Options % daily chng	1,289 8.87%
Daily change (mill. €)	-687.61		
Securities' Transactions Value with Block Trades Method 6-1 (t)	40,517.91	Derivatives Contracts Volume:	32,717
Daily change: %	16,566.30 69.17%	Daily change: pieces %	14,637 80.96%
YTD Avg Trans. Value: thou. € % chng prev year Avg	70,384.37 6.96%	YTD Avg Derivatives Contracts % chng prev year Avg	38,122 -9.00%
Blocks Transactions Value of Method 6-1 (thou. €)	2,843.18	Derivatives Trades Number:	2,263
Blocks Transactions Value of Method 6-2 & 6-3 (thou. €)	0.00	Daily change: number %	1,102 94.92%
Bonds Transactions Value (thou.€)	970.50	YTD Avg Trades number % chng prev year Avg	2,751 -3.45%
Securities' Transactions Volume with Block Trades Method 6-1 (tho)	32,172.12	Lending Total Open Interest	276,347
Daily change: thou. pieces %	13,165.21 69.27%	Daily change: pieces %	-38,247 -12.16%
YTD Avg Volume: % chng prev year Avg	46,060.71 45.08%	Lending Volume (Multilateral/Bilateral)	103,900
Blocks Transactions Volume of Method 6-1 (thou. Pieces)	398.58	Daily change: pieces %	103,238
Blocks Transactions Volume of Method 6-2 & 6-3 (thou. Pieces)	0.00	Multilateral Lending	103,200
Bonds Transactions Volume	979,000	Bilateral Lending	700
Securities' Trades Number with Block Trades Method 6-1	25,867	Lending Trades Number:	8
Daily change: number %	7,689 42.30%	Daily change: %	-4
YTD Avg Trades number % chng prev year Avg	34,695 27.80%	Multilateral Lending Trades Number	7
Number of Blocks Method 6-1	4	Bilateral Lending Trades Number	1
Number of Blocks Method 6-2 & 6-3	0		
Number of Bonds Transactions	78		

Athex Capitalisation (mill. €)**



Daily Fluctuation of Athex Composite Share Price Index



Athex Indices

Index name	30/07/2020	29/07/2020	pts.	%	Min	Max	Year min	Year max	Year change
Athex Composite Share Price Index	618.86 €	632.37	-13.51	-2.14%	618.86	632.37	469.55	949.20	-32.49% €
FTSE/Athex Large Cap	1,490.39 €	1,525.63	-35.24	-2.31%	1,490.15	1,525.63	1,135.79	2,371.26	-35.14% €
FTSE/Athex Mid Cap Index	814.83 €	830.47	-15.64	-1.88%	812.69	831.65	659.09	1,298.86	-31.82% €
FTSE/ATHEX-CSE Banking Index	231.80 €	244.89	-13.09	-5.35%	230.88	244.89	199.24	673.55	-65.40% €
FTSE/ATHEX High Dividend Yield Index	2,290.62 €	2,332.59	-41.97	-1.80%	2,290.62	2,332.59	1,730.40	3,015.23	-22.13% €
FTSE/ATHEX Global Traders Index Plus	1,748.40 €	1,775.01	-26.61	-1.50%	1,748.40	1,779.93	1,269.53	2,435.50	-24.60% €
FTSE/ATHEX Mid & Small Cap Factor-Weighted Ind	2,361.58 €	2,384.02	-22.44	-0.94%	2,346.31	2,413.00	2,028.59	3,205.70	-20.64% €
ATHEX Select Index Plus	2,288.13 €	2,325.74	-37.61	-1.62%	2,280.94	2,338.95	1,698.34	3,182.42	-23.67% €
ATHEX Select Index	2,302.50 €	2,346.49	-43.99	-1.87%	2,294.96	2,349.28	1,734.15	3,581.16	-29.65% €
FTSE/Athex Market Index	375.63 €	383.15	-7.52	-1.96%	375.61	383.15	282.92	587.56	-33.96% €
FTSE Med Index	3,867.06 €	3,871.98	-4.92	-0.13%			3,062.99	5,342.28	-22.33% €
Athex Composite Index Total Return Index	1,037.49 €	1,060.14	-22.65	-2.14%	1,037.49	1,060.14	770.25	1,557.05	-30.63% €
FTSE/Athex Large Cap Total Return	2,279.75 €	2,333.65	-53.90	-2.31%			1,760.89	3,542.27	-33.21% €
FTSE/Athex Mid Cap Total Return	1,015.10 €	1,034.59	-19.49	-1.88%			818.92	1,582.98	-30.32% €
FTSE/ATHEX-CSE Banking Total Return Index	203.02 €	214.49	-11.47	-5.35%			176.97	588.56	-65.40% €
Hellenic Mid & Small Cap Index	944.53 €	957.90	-13.37	-1.40%	943.00	957.90	701.19	1,312.90	-24.65% €
FTSE/Athex Banks	306.26 €	323.56	-17.30	-5.35%	305.05	323.56	263.25	889.92	-65.40% €
FTSE/Athex Insurance	1,339.38 €	1,355.33	-15.95	-1.18%	1,331.41	1,375.26	1,076.29	2,088.80	-33.86% €
FTSE/Athex Financial Services	639.50 €	659.69	-20.19	-3.06%	639.50	660.47	548.44	1,123.81	-35.85% €
FTSE/Athex Industrial Goods & Services	1,980.86 €	2,022.45	-41.59	-2.06%	1,967.17	2,022.45	1,302.84	2,712.84	-22.67% €
FTSE/Athex Retail	46.50 €	48.16	-1.66	-3.45%	46.35	48.18	38.18	75.77	-33.23% €
FTSE/ATHEX Real Estate	3,891.77 €	3,961.04	-69.27	-1.75%	3,847.87	3,961.04	2,945.19	5,826.74	-28.79% €
FTSE/Athex Consumer Goods & Services	8,597.63 €	8,621.13	-23.50	-0.27%	8,474.40	8,728.21	5,596.91	10,280.00	-12.36% €
FTSE/Athex Food & Beverage	8,409.90 €	8,436.03	-26.13	-0.31%	8,388.05	8,480.28	5,768.28	13,004.12	-25.34% €
FTSE/Athex Basic Resources	3,871.62 €	3,992.86	-121.24	-3.04%	3,805.75	3,992.86	2,713.19	7,435.44	-40.05% €
FTSE/Athex Construction & Materials	2,076.46 €	2,078.14	-1.68	-0.08%	2,071.33	2,102.04	1,403.78	3,344.96	-32.65% €
FTSE/Athex Energy	2,917.63 €	2,994.49	-76.86	-2.57%	2,917.63	2,996.57	2,268.39	5,154.35	-42.21% €
FTSE/Athex Travel & Leisure	1,238.17 €	1,285.20	-47.03	-3.66%	1,238.17	1,285.20	904.20	2,084.49	-36.17% €
FTSE/Athex Technology	715.24 €	718.74	-3.50	-0.49%	710.54	718.81	537.98	1,029.21	-20.57% €
FTSE/Athex Telecommunications	3,434.17 €	3,507.28	-73.11	-2.08%	3,434.17	3,507.28	2,480.07	3,960.95	-12.51% €
FTSE/Athex Utilities	3,282.66 €	3,337.43	-54.77	-1.64%	3,271.27	3,337.43	1,865.80	3,447.76	3.05% #
FTSE/Athex Health Care	423.62 €	423.62	0.00	0.00%	423.62	423.62	395.48	508.96	-16.09% €
Athex All Share Index	152.14 €	154.64	-2.50	-1.61%	152.14	152.14	122.81	223.49	-29.45% €
Hellenic Corporate Bond Index	116.68 €	116.74	-0.05	-0.04%			106.56	121.22	-2.98% €
Hellenic Corporate Bond Price Index	91.02 €	91.07	-0.05	-0.05%			84.04	96.15	-4.89% €

Note 1: FTSE/Med 100, Hellenic Corporate Bond Price Index and Hellenic Corporate Bond Index closing prices refer to the previous trading day of 28/07/2020.

Note 2: The Hellenic Mid & Small Cap Index is a Customized index calculated by the Athens Exchange.

Analytic Figures for Athex Market's Boards and Categories

	Total Traded Securities	Main Market	Surveillance	Exchange Traded Funds (ETFs)
Totals	111	99	12	0
Gain / Lose / Same:	21 / 73 / 17	16 / 68 / 15	5 / 5 / 2	0 / 0 / 0
Athex Capitalisation (mill. €) **	43,308.47	43,060.03	248.44	
Daily Average Trans/ons Value(thou.€)	70,384.37	70,354.26	76.95	55.37
Transactions Value	40,517.91	40,421.20	96.71	0.00
Main Board:	37,674.73	37,578.02	96.71	0.00
Blocks Board 6_2_3:	2,843.18	2,843.18	0.00	0.00
Forced Sales Board:	0.00	0.00	0.00	0.00
Special Terms Board:	0.00	0.00	0.00	0.00
Daily Average Transactions Volume	46,060,713	45,576,648	514,350	2,953
Transactions Volume	32,172,116	31,259,685	912,431	0
Main Board:	31,773,538	30,861,107	912,431	0
Blocks Board 6_2_3:	398,578	398,578	0	0
Forced Sales Board:	0	0	0	0
Special Terms Board:	0	0	0	0
Daily Average Number of Trades	34,695	34,556	137	4
Number of Trades	25,867	25,702	165	0
Main Board:	25,863	25,698	165	0
Blocks Board 6_2_3:	4	4	0	0
Forced Sales Board:	0	0	0	0
Special Terms Board:	0	0	0	0

Trading Details by Athex Sectors and Financial Instruments (ETFs)

Code	Sectors	Gain / Lose / Same	Number of Trades	Transactions Volume	Transactions Value	% of Total Trans. Value
3010	- Banks	0 / 5 / 1	10,657	25,251,495	14,361,429.10	35.44%
5510	- Basic Resources	4 / 8 / 1	406	177,869	277,530.63	0.68%
5010	- Construction & Materials	4 / 8 / 0	2,321	1,121,190	2,589,832.61	6.39%
4020	- Consumer Products & Services	2 / 5 / 0	885	215,676	1,698,548.83	4.19%
6010	- Energy	0 / 2 / 1	1,274	159,799	1,645,999.08	4.06%
12000	- Financial Instruments	0 / 0 / 0	---	---	---	---
3020	- Financial Services	0 / 2 / 1	623	1,041,177	392,312.62	0.97%
4510	- Food Beverage & Tobacco	0 / 3 / 4	243	60,020	493,085.52	1.22%
2010	- Health Care	0 / 0 / 2	3	103	122.66	0.00%
5020	- Industrial Goods & Service	6 / 8 / 3	1,528	612,568	2,728,709.07	6.73%
3030	- Insurance	0 / 1 / 0	120	13,421	45,641.18	0.11%
4030	- Media	0 / 2 / 0	7	7,200	1,511.80	0.00%
4520	- Personal Care, Drug & Grocery Stores	1 / 2 / 0	278	98,380	246,342.95	0.61%
3510	- Real Estate	1 / 4 / 2	1,087	331,055	1,789,860.51	4.42%
4040	- Retail	0 / 5 / 0	232	237,380	918,038.73	2.27%
1010	- Technology	1 / 6 / 1	205	69,075	181,683.54	0.45%
1510	- Telecommunications	0 / 3 / 1	1,708	610,147	5,454,846.00	13.46%
4050	- Travel & Leisure	2 / 4 / 0	2,084	1,439,598	4,814,690.08	11.88%
6510	- Utilities	0 / 5 / 0	2,206	725,963	2,877,724.49	7.10%

Top 10 best & worst performing Shares

Main Market

With positive Price change	Closing price	change	With negative Price change	Closing price	change
GR. SARANTIS S.A. (CR)	8.5	1.19% #	INTRACOM CONSTR. (CR)	1.26	-6.32% €
ALUMIL (CR)	0.758	1.07% #	EUROBANK HOLDINGS (CR)	0.3623	-6.14% €
TITAN CEMENT (CB)	11.18	0.90% #	NATIONAL BANK (CR)	1.123	-5.83% €
CRETE PLASTICS SA (CR)	13.4	0.75% #	EVROFARMA SA (CR)	0.78	-5.57% €
AVAX S.A. (CR)	0.4	0.63% #	INTRACOM HOLDINGS (CR)	0.622	-5.04% €
PETROPOULOS PETROS (CR)	4.12	0.49% #	ALPHA BANK (CR)	0.525	-4.89% €
P.P.A. S.A. (CR)	16.8	0.36% #	ELGEKA SA (CR)	0.3	-4.76% €
			SPACE HELLAS SA (CR)	4.56	-4.60% €
			ATTICA BANK S.A. (CR)	0.1784	-4.50% €
			AEGEAN AIRLINES (CR)	3.66	-3.94% €
With the highest Transactions Value	Value (thou. €)	change	With the highest Transactions Volume	Volume	change
OTE (CR)	5,320.52	-2.04% €	EUROBANK HOLDINGS (CR)	10,370,355	-6.14% €
ALPHA BANK (CR)	5,232.64	-4.89% €	ALPHA BANK (CR)	9,838,958	-4.89% €
OPAP (CR)	4,600.46	-3.63% €	NATIONAL BANK (CR)	3,081,925	-5.83% €
EUROBANK HOLDINGS (CR)	3,813.33	-6.14% €	PIRAEUS BANK (CR)	1,373,153	-3.24% €
NATIONAL BANK (CR)	3,546.87	-5.83% €	MARFIN INVESTMENT GROUP (CR)	928,790	-3.26% €
MYTILINEOS (CR)	1,859.91	-2.36% €	ELLAKTOR (CR)	687,811	-0.83% €
LAMDA DEVELOPMENT SA (CR)	1,705.85	-1.88% €	ATTICA BANK S.A. (CR)	582,822	-4.50% €
PPC (CR)	1,621.86	-2.59% €	OPAP (CR)	581,747	-3.63% €
PIRAEUS BANK (CR)	1,608.22	-3.24% €	PPC (CR)	432,001	-2.59% €
JUMBO SA (CR)	1,449.43	-0.12% €	OTE (CR)	423,091	-2.04% €

Note: Stocks that are not included in the "Low Dispersion" and "Under Supervision" categories, and the transactions value is more than 10,000 €.

Derivatives Summary

	Number of Trades	Volume	Open Interest
Index Futures	283	1,252	5,290
FTSE/Athex Large Cap	283	1,252	5,290
Stock Futures	1,956	31,254	279,536
ADMIE (IPTO) HOLDING S.A. (CR)	11	88	3,384
ALPHA BANK (CR)	509	11,239	94,853
ATTICA BANK S.A. (CR)	0	0	0
CC HBC AG (CR)	4	7	118
CENERGY HOLDINGS (CB)	2	3	2,050
ELLAKTOR (CR)	74	662	10,676
EUROBANK HOLDINGS (CR)	223	7,265	45,289
EYDAP S.A. (CR)	0	0	94
FOURLIS (CR)	1	1	54
GEK TERNA (CR)	39	128	3,109
HELLENIC EXCHANGES-A.S.E. (CR)	8	24	1,315
HELLENIC PETROLEUM (CR)	2	6	1,313
INTRACOM HOLDINGS (CR)	18	130	923
JUMBO SA (CR)	31	72	489
LAMDA DEVELOPMENT SA (CR)	72	221	1,926
MARFIN INVESTMENT GROUP (CR)	13	205	41,613
MOTOR OIL (CR)	29	66	431
MYTILINEOS (CR)	60	189	5,244
NATIONAL BANK (CR)	300	5,644	32,339
OPAP (CR)	57	221	1,938
OTE (CR)	34	204	2,305
P.P.A. S.A. (CR)	0	0	349
PIRAEUS BANK (CR)	220	3,537	13,880
PPC (CR)	169	1,143	9,332
TERNA ENERGY (CR)	22	34	2,388
TITAN CEMENT (CB)	47	131	1,915
VIOHALCO SA/NV (CB)	11	34	2,209
Index Options	24	211	1,150
FTSE/Athex Large Cap	24	211	1,150
Stock Options	0	0	1,289
ALPHA BANK (CR)	0	0	120
NATIONAL BANK (CR)	0	0	460
OPAP (CR)	0	0	317
OTE (CR)	0	0	147
PIRAEUS BANK (CR)	0	0	14
PPC (CR)	0	0	231
Total Derivatives Traded	2,263	32,717	287,265

Number of Outstanding Securities	Nominal Value	Dividends [1]			Date of Last Coupon		Note	Shares	Closing price	% change	Previous closing price/date	Open price	Price min	Price max	Last price	Avg price	Last Bid [7]	Last Ask [7]	P/E after tax	Year	Volume	Trades	Transactions Value[8]	Company Mkt Value (thou. €)	Year low	Year high	Sector[4]
		2017	2018	2019	Dividend [2]	Right																					
245,000	1.00	---	---	---	19/07/2010	11/12/2012	5194	TRIA ALFA SA (PR)	4.46	---	4.46	29/07/2020	---	---	---	---	---	608@4.46	28.18	2019	---	---	---	4,126.06	0.9	4.46	55101020

Suspension Status

20,255,805	0.300	---	---	---	22/08/2006	02/08/2010	5136	AXON HOLDING SA (CR)	0.058	---	0.058	28/04/2017	---	---	---	---	---	---	---	---	---	---	---	1,174.84	0.058	0.058	20101010
5,867,311	0.300	---	---	---	11/08/2010	28/04/2017	5243	DIONIC (CR)	0.11	---	0.11	30/06/2020	---	---	---	---	---	---	---	---	---	---	---	645.40	0.096	0.244	50205010
21,820,410	0.800	---	---	---	22/05/2008	02/08/2011	5174	EUROMEDICA SA (CR)	0.448	---	0.448	30/04/2018	---	---	---	---	---	---	---	---	---	---	---	9,775.54	0.448	0.448	20101010
66,948,210	0.300	---	---	---	22/09/2015	22/09/2015	5179	FOLLI FOLLIE (CR)	4.8	---	4.8	24/05/2018	---	---	---	---	---	---	---	---	---	---	---	321,351.41	4.8	4.8	40401030
12,417,000	0.310	---	0.0205	---	27/08/2019	28/08/2017	5233	MLS MULTIMEDIA SA (CR)	0.57	---	0.57	12/05/2020	---	---	---	---	---	---	---	---	---	---	---	7,077.69	0.475	1.51	10101015
33,301,715	0.320	---	---	---	27/06/2003	08/07/2009	5241	AEGEK (CR)	0.035	---	0.035	25/06/2020	---	---	---	---	---	---	---	---	---	---	---	1,165.56	0.0245	0.06	50101010
14,870,100	0.300	---	---	---	15/05/2008	26/09/2011	5130	ALPHA GRISSIN S.A. (CR)	0.014	---	0.014	13/04/2017	---	---	---	---	---	---	---	---	---	---	---	208.18	0.014	0.014	10102030
33,930,000	0.300	---	---	---	03/07/2006	30/05/2001	4865	BABIS VOVOS SA (CR)	0.304	---	0.304	30/03/2012	---	---	---	---	---	---	---	---	---	---	---	10,314.72	0.304	0.304	35101010
77,126,446	0.340	---	---	---	23/05/2005	18/08/2011	5206	G.E. DIMITRIOU (CR)	0.0125	---	0.0125	30/04/2019	---	---	---	---	---	---	---	---	---	---	---	964.08	0.0125	0.0125	40202020
6,000,000	0.600	---	---	---	13/06/2008	08/04/2004	5172	EUROBROKERS S.A. (CR)	0.008	---	0.008	27/04/2018	---	---	---	---	---	---	---	---	---	---	---	48.00	0.008	0.008	30302015
3,961,300	1.28	---	---	---	29/06/2004	03/08/2000	5242	DUROS SA (CR)	0.17	---	0.17	29/06/2020	---	---	---	---	---	---	---	---	---	---	---	673.42	0.125	0.27	40204020
7,085,888	1.59	---	---	---	02/07/1996	06/09/2010	5216	ELVIEMEK (CR)	2.6	---	2.6	30/09/2019	---	---	---	---	---	---	---	---	---	---	---	18,423.31	2.6	2.6	35101010
25,179,640	0.600	---	---	---	08/08/1994	19/09/2000	5191	J.BOUTARIS & SON (CR)	0.026	---	0.026	01/10/2018	---	---	---	---	---	---	---	---	---	---	---	742.45	0.026	0.026	45101015
1,540,000	0.600	---	---	---	08/08/1994	19/09/2000	5192	J.BOUTARIS & SON (PR)	0.057	---	0.057	01/10/2018	---	---	---	---	---	---	---	---	---	---	---	742.45	0.057	0.057	45101015
24,619,524	0.500	---	---	---	10/10/1986	30/12/2002	4914	KERAMIA-ALLATINI (CR)	0.088	---	0.088	30/08/2012	---	---	---	---	---	---	---	---	---	---	---	2,166.52	0.088	0.088	35101010
31,543,600	0.420	---	---	---	19/07/2010	19/12/2018	5205	KRETA FARM SA (CR)	1.085	---	1.085	30/04/2019	---	---	---	---	---	---	---	---	---	---	---	34,224.81	1.085	1.085	45102020
23,935,280	0.300	---	---	---	29/06/2009	13/06/2000	5153	NAYTEMPORIKI PUBLISHING SA(CR)	0.107	---	0.107	02/10/2017	---	---	---	---	---	---	---	---	---	---	---	2,561.07	0.107	0.107	40301030
255,459,600	0.300	---	---	---	26/06/2000	03/12/2010	5101	NEL SA (CR)	0.07	---	0.07	31/08/2015	---	---	---	---	---	---	---	---	---	---	---	17,882.17	0.07	0.07	40501015
23,463,874	0.800	---	---	---	23/05/2003	21/12/1999	4918	NEORION SA (CR)	0.125	---	0.125	30/08/2012	---	---	---	---	---	---	---	---	---	---	---	2,932.98	0.125	0.125	50206030
17,175,776	0.370	---	---	---	14/07/2005	30/09/2003	---	PERSEUS SA (CR)	1.15	---	1.15	01/07/2020	---	---	---	---	---	---	---	---	---	---	---	19,752.14	1.15	1.16	45102010
18,750,000	0.300	---	---	---	02/07/2001	31/12/2012	5154	PEGASUS PUBLISHING S.A. (CR)	0.089	---	0.089	02/10/2017	---	---	---	---	---	---	---	---	---	---	---	1,668.75	0.089	0.089	40301030
100,793,572	0.300	---	---	---	16/07/2009	11/02/2016	5110	TELETIPOS SA (CR)	0.06	---	0.06	07/03/2016	---	---	---	---	---	---	---	---	---	---	---	6,047.61	0.06	0.06	40301035
4,034,950	0.680	---	---	---	01/07/2005	30/12/2010	5171	CHATZIKRANIOTIS & SONS SA (CR)	0.14	---	0.14	27/04/2018	---	---	---	---	---	---	---	---	---	---	---	564.89	0.14	0.14	45102020

Shares' Notes

Code	Note text
()	- Adjusted dividends.
*	- Last adjusted closing price.
[1]	- Net dividends.
[2]	- The "Date of Last Coupon" for New listings refers to the date company's stocks started to trade in Athex
[3]	- The Company Market Value is referred to the number of outstanding shares
[4]	- Sectors codification can be found in Appendix A
[5]	- The Market Value refers to the total number of shares listed (including their several classes) in the exchange by the company.
[6]	- P/E greater than 100
[7]	- Last view of the Order Book before the end of the trading session
[8]	- All Blocks Methods' Transactions Value are included.
4750	- Transfer to the Under Surveillance Category from 8/4/2011.
4865	- Suspension of trading as of 2/4/2012.
4887	- Transfer to the Surveillance Category as of 10/4/2012.
4912	- Transfer to the Surveillance Category as of 31/7/2012.
4914	- Suspension of trading as of 31/8/2012.
4918	- Suspension of trading as of 31/8/2012.
4955	- Transfer to the Surveillance Category as from 5/4/2013.
4957	- Transfer to the Surveillance Category as from 5/4/2013.
4958	- Transfer to the Surveillance Category as from 5/4/2013.
4959	- Transfer to the Surveillance Category as from 5/4/2013.
5093	- Transfer to the Surveillance Category as of 8/4/2015.
5095	- Transfer to the Surveillance Category as from 09/04/2015.
5101	- Suspension of trading as of 1/9/2015.
5110	- Suspension of trading as of 08/03/2016.
5112	- Transfer to the Surveillance Category as of 15/04/2016.
5115	- Transfer to the Surveillance Category as of 15/04/2016.
5130	- Suspension of trading as of 18/04/2017.
5136	- Suspension of trading as of 02/05/2017.
5141	- Transfer to the Surveillance Category as of 10/05/2017.
5153	- Suspension of trading as of 03/10/2017.
5154	- Suspension of trading as of 03/10/2017.
5160	- Transfer to the Surveillance Category as of 15/04/2016.
5161	- Transfer to the Surveillance Category as of 25/11/2011.
5162	- Transfer to the Under Supervision Category as of 21/12/2009.
5165	- Transfer to the Surveillance Category as of 15/02/2018.
5171	- Suspension of trading as of 30/04/2018.
5172	- Suspension of trading as of 30/04/2018.
5174	- Suspension of trading as of 02/05/2018.
5178	- Transfer to the Surveillance Category as of 11/05/2018.
5179	- Suspension of trading as of 25/05/2018.
5190	- Transfer to the Surveillance Category as of 01/10/2018.
5191	- Suspension of trading as of 02/10/2018.
5192	- Suspension of trading as of 02/10/2018.
5193	- Transfer to the Surveillance Category as of 25/10/2018.
5194	- Transfer to the Surveillance Category as of 25/10/2018.
5197	- Transfer to the Surveillance Category as of 07/11/2018.
5205	- Suspension of trading as of 02/05/2019.
5206	- Suspension of trading as of 02/05/2019.
5216	- Suspension of trading as of 01/10/2019.
5232	- Transfer to the Under Surveillance Category from 08/04/2011.
5233	- Suspension of trading as of 13/05/2020.
5241	- Suspension of trading as of 26/06/2020.

Shares' Notes

Code	Note text
5242	- Suspension of trading as of 30/06/2020.
5243	- Suspension of trading as of 01/07/2020.
5245	- Transfer to the Surveillance Category as of 09/07/2020.
5246	- Transfer to the Surveillance Category as of 09/07/2020.
5247	- Transfer to the Surveillance Category as from 5/4/2013.

Securities Blocks Details

Securities	Block Volume	Price	Block Trade Value	Time of approval	Note
FOURLIS (CR)	100,000	3.99	398,500.00	11:01:26	20
FOURLIS (CR)	100,000	3.99	398,500.00	11:09:32	20
OPAP (CR)	98,578	7.96	784,680.88	12:57:39	20
OTE (CR)	100,000	12.62	1,261,500.00	15:56:21	20

Blocks Notes

- 9 - Method 6-1 / Special Fees
- 10 - Method 6-1 / Special Fees, SDS
- 14 - Method 6-3 / Settlement, Incomplete Buy and Sell
- 18 - Method 6-2 / SPOT 1
- 19 - Method 6-2 / SPOT 2
- 20 - Method 6-1 and Method 6-1 Same Day Settlement
- 21 - Other Pre-agreed

Shares Rights Details

Occured date	Exercise from	Exercise until	Trading until	Rights	Price min	Price max	Closing price	Last Bid	Last Ask	Volume	Trades	Transactions Value
--------------	---------------	----------------	---------------	---------------	-----------	-----------	---------------	----------	----------	--------	--------	--------------------

No Rights Transactions.

Securities Forced Sales

Securities	Category of Security	Transactions Volume	Number of Trades	Transactions Value	Note
------------	----------------------	------------------------	---------------------	-----------------------	------

No Forced Transactions.

Forced Sales Notes

1 - Normal Forced Sale.

2 - Forced Sales of Fixed Registered Shares.

3 - Forced Sales of Remaining Stock Fractions.

Forced Sales Registered Shares

Securities	Start Date	End Date	Initial Volume	Remaining Volume	Date	Avg price (day)	Avg price (period)	Number of Trades	Transactions Volume	Transactions Value
------------	------------	----------	----------------	------------------	------	-----------------	--------------------	------------------	---------------------	--------------------

No Fixed Registered Shares Forced Sales.

Forced Sales Notes

According to Decision 1/380/04.05.2008 of the Hellenic Republic Capital Market Commission, the certificated registered shares that have not been deposited to the issuer for dematerialisation, will be auctioned in the Athens Exchange by the supervising issuer. Forced sales procedure is held according to Article 99A of the Athens Exchange Rulebook. The average price of the period is calculated by dividing the Total transactions value by the Total volume and includes all the transactions made until the current date.

Exchange Traded Funds (ETFs) Characteristics

	Transactions Date (T)	Creation / Redemption	Units (T-1)	New Units (T-1)	Redemption Units (T-1)	Units (T) [1]	Fund Assets [2]	Net Unit Price	Dividend per Unit	Dividend Date
ALPHA ETF FTSE Athex Large Cap	30/07/2020	5,000	853,597	---	---	853,597	13,069,020.00	15.3105	0.81	01/07/2020

ETFs Notes

[1] - Units (T) = Units (T-1) + New Units (T-1) - Redemption Units (T-1)

[2] - The Creation / Redemption Units of T-1 are included.

Convertible Corporate Bonds - Regulated Market

Num Listed Bonds	Nominal price	Issue price	Today's Rate	Exp. Date	Duration (years)	Note	Coupon		Trading Unit	Corporate Bonds	Price min	Price max	Closing price	Previous closing price/date	Volume	Transactions Value	Last order		ear min	Year max	
							Common	Preffered									Price	Buy / Sell			Date
171,246,551	0.30	0.30	1.00	11/10/2025	9	---	16	---	1	FORTHNET S.A. (Convertible)	---	---	---	---	---	---	10.0000	B	04/05/2020	100.0000	100.0000

Corporate Bonds Notes

Transactions Volume = (Pieces) * (Nominal Price). Transactions Value = (Pieces) * (Nominal Price) * (price %) + (Accrued interest).

The price of a Bond is stated as a percentage (%) of Bond's Nominal Price.

Nominal Price in Euros (€), except if it is noted differently.

Non Convertible Corporate Bonds - Regulated Market

Num Listed Bonds	Nominal price	Issue price	Today's Rate	Exp. Date	Duration (years)	Note	Coupon		Trading Unit	Corporate Bonds	Accrued Int.	Yield.T.Mat	Price min	Price max	Closing price	Previous closing price/date	Volume	Transactions Value	Last order		ear min	Year max		
							Common	Preferred											Price	Buy / Sell			Date	
175,000	1,000.00	1,000.00	3.40	26/07/2024	5	---	3	---	1	ATTICA HOLDINGS S.A. (Non Convertible)	0.6611	9.1790	82.0000	84.0000	82.0000	84.4020	29/07/2020	67,000	55,052.80	81.3600	B	30/07/2020	60.0000	100.0000
22,727	1,000.00	1,000.00	4.95	26/06/2023	5	---	5	---	1	B&F COMM. & GARM. INDUS. S.A. (Non Convertible)	5.2250	7.3370	---	---	---	92.3460	28/07/2020	---	---	89.4400	B	30/07/2020	68.0000	94.9999
40,000,000	1.00	1.00	5.00	04/10/2021	5	---	16	---	1	HOUSEMARKET S.A. (Non Convertible)	0.0039	2.6900	102.0500	102.1000	102.0750	102.0000	29/07/2020	50,000	51,231.95	102.0500	B	30/07/2020	93.8736	105.1000
150,000	1,000.00	1,000.00	2.60	22/10/2026	7	---	2	---	1	TERNA ENERGY FINANCE S.A. (Non Convertible)	7.4389	2.5480	99.9900	100.0000	99.9985	99.8300	29/07/2020	100,000	100,742.39	98.8000	B	30/07/2020	84.4000	102.8000
200,000	1,000.00	1,000.00	3.60	12/03/2026	7	---	3	---	1	AEGEAN AIRLINES S.A. (Non Convertible)	14.4000	6.6140	86.0400	90.1000	86.1430	89.9340	29/07/2020	36,000	31,723.39	85.5500	B	30/07/2020	54.7313	107.3000
90,000	1,000.00	1,000.00	3.00	11/05/2023	5	---	5	---	1	CORAL A.E. (Non Convertible)	7.0000	2.6780	---	---	---	100.3700	27/07/2020	---	---	100.2000	B	30/07/2020	89.4200	105.0000
120,000	1,000.00	1,000.00	3.95	04/04/2025	7	---	5	---	1	GEK TERNA S.A. (Non Convertible)	13.0569	2.7740	103.8500	104.0000	103.8500	103.4100	29/07/2020	55,000	57,843.13	103.7000	B	30/07/2020	91.0000	107.2000
320,000	1,000.00	1,000.00	3.40	21/07/2027	7	---	1	---	1	LAMDA DEVELOPMENT S.A. (Non Convertible)	1.2278	3.2880	100.0000	100.8500	100.6276	100.5030	29/07/2020	671,000	673,907.04	100.0100	B	30/07/2020	99.8000	100.8500
500,000	1,000.00	1,000.00	2.75	03/07/2027	7	---	1	---	1	GEK TERNA S.A. (Non Convertible)	2.3681	3.0160	---	---	---	98.4220	29/07/2020	---	---	98.1000	B	30/07/2020	97.8469	100.0000

Corporate Bonds Notes

Transactions Volume = (Pieces) * (Nominal Price). Transactions Value = (Pieces) * (Nominal Price) * (price %) + (Accrued interest).

The price of a Bond is stated as a percentage (%) of Bond's Nominal Price.

Nominal Price in Euros (€), except if it is noted differently.

Government Bonds

Number Listed Bonds	Nominal price	Today's Rate	Accrued Interest Calc	Exp. Date [1]	Duration (years)	Note	Coupons Date	Curr. coupon value	Trading Unit	Government Bonds	Price min	Price max	Closing price	Previous closing price/date	Volume	Transactions Value	Price	Last order Buy / Sell	Date
3,000,000	1,000.00	4.38	Actual/Actual	01/08/2022	5	---	01/08	4.38	1	GGB-FXD-010822-05Y-4.375-1.000	---	---	---	---	---	---	1.0000	B	28/11/2018
2,500,000	1,000.00	1.88	Actual/Actual	04/02/2035	15	---	04/02	1.88	1	GGB-FXD-040235-15Y-1.875-1.000	---	---	---	---	---	---	---	---	---
2,500,000	1,000.00	3.45	Actual/Actual	02/04/2024	5	---	02/04	3.45	1	GGB-FXD-020424-05Y-3.450-1.000	---	---	---	---	---	---	---	---	---
4,355,990,324	1.00	3.50	Actual/Actual	30/01/2023	5	---	01/02 - 31/01	3.50	1	GGB-FXD-300123-05Y-3.500-1.00	---	---	---	94.5720 13/07/2018	---	---	1.0000	B	28/11/2018
5,962,747,327	1.00	3.75	Actual/Actual	30/01/2028	10	---	/02 - 01/02 - 31/	3.75	1	GGB-FXD-300128-10Y-3.750-1.00	---	---	---	85.4610 13/07/2018	---	---	1.0000	B	28/11/2018
6,091,218,404	1.00	3.90	Actual/Actual	30/01/2033	15	---	/02 - 01/02 - 31/	3.90	1	GGB-FXD-300133-15Y-3.900-1.00	---	---	---	78.6730 13/07/2018	---	---	1.0000	B	28/11/2018
4,805,399,486	1.00	4.00	Actual/Actual	30/01/2037	19	---	/02 - 01/02 - 31/	4.00	1	GGB-FXD-300137-19Y-4.000-1.00	---	---	---	77.0370 13/07/2018	---	---	1.0000	B	28/11/2018
4,603,713,186	1.00	4.20	Actual/Actual	30/01/2042	24	---	/02 - 01/02 - 31/	4.20	1	GGB-FXD-300142-24Y-4.200-1.00	---	---	---	77.7640 13/07/2018	---	---	1.0000	B	28/11/2018
550,418,123	1.00	3.65	Actual/Actual	24/02/2023	11	---	24/02	3.65	1	GGB-FXD-240223-11Y-2.000-1.00	---	---	---	10.0000 22/06/2015	---	---	10.0000	B	11/07/2019
445,007,576	1.00	3.65	Actual/Actual	24/02/2024	12	---	24/02	3.65	1	GGB-FXD-240224-12Y-2.000-1.00	---	---	---	10.0000 22/06/2015	---	---	---	---	---
423,674,226	1.00	3.65	Actual/Actual	24/02/2025	13	---	24/02	3.65	1	GGB-FXD-240225-13Y-2.000-1.00	---	---	---	10.0000 22/06/2015	---	---	---	---	---
212,292,153	1.00	3.65	Actual/Actual	24/02/2026	14	---	24/02	3.65	1	GGB-FXD-240226-14Y-2.000-1.00	---	---	---	10.0000 22/06/2015	---	---	---	---	---
160,621,352	1.00	3.65	Actual/Actual	24/02/2027	15	---	24/02	3.65	1	GGB-FXD-240227-15Y-2.000-1.00	---	---	---	10.0000 22/06/2015	---	---	---	---	---
183,244,055	1.00	3.65	Actual/Actual	24/02/2028	16	---	24/02	3.65	1	GGB-FXD-240228-16Y-2.000-1.00	---	---	---	10.0000 22/06/2015	---	---	---	---	---
164,802,894	1.00	3.65	Actual/Actual	24/02/2029	17	---	24/02	3.65	1	GGB-FXD-240229-17Y-2.000-1.00	---	---	---	10.0000 22/06/2015	---	---	---	---	---
165,460,943	1.00	3.65	Actual/Actual	24/02/2030	18	---	24/02	3.65	1	GGB-FXD-240230-18Y-2.000-1.00	---	---	---	10.0000 22/06/2015	---	---	---	---	---
129,007,241	1.00	3.65	Actual/Actual	24/02/2031	19	---	24/02	3.65	1	GGB-FXD-240231-19Y-2.000-1.00	---	---	---	10.0000 22/06/2015	---	---	---	---	---
126,192,683	1.00	3.65	Actual/Actual	24/02/2032	20	---	24/02	3.65	1	GGB-FXD-240232-20Y-2.000-1.00	---	---	---	10.0000 22/06/2015	---	---	---	---	---
146,905,168	1.00	3.65	Actual/Actual	24/02/2033	21	---	24/02	3.65	1	GGB-FXD-240233-21Y-2.000-1.00	---	---	---	10.0000 22/06/2015	---	---	---	---	---
154,475,606	1.00	3.65	Actual/Actual	24/02/2034	22	---	24/02	3.65	1	GGB-FXD-240234-22Y-2.000-1.00	---	---	---	10.0000 22/06/2015	---	---	---	---	---
144,429,441	1.00	3.65	Actual/Actual	24/02/2035	23	---	24/02	3.65	1	GGB-FXD-240235-23Y-2.000-1.00	---	---	---	10.0000 22/06/2015	---	---	---	---	---
166,211,676	1.00	3.65	Actual/Actual	24/02/2036	24	---	24/02	3.65	1	GGB-FXD-240236-24Y-2.000-1.00	---	---	---	10.0000 22/06/2015	---	---	---	---	---
145,461,669	1.00	3.65	Actual/Actual	24/02/2037	25	---	24/02	3.65	1	GGB-FXD-240237-25Y-2.000-1.00	---	---	---	10.0000 22/06/2015	---	---	---	---	---
146,941,087	1.00	3.65	Actual/Actual	24/02/2038	26	---	24/02	3.65	1	GGB-FXD-240238-26Y-2.000-1.00	---	---	---	10.0000 22/06/2015	---	---	---	---	---
135,115,612	1.00	3.65	Actual/Actual	24/02/2039	27	---	24/02	3.65	1	GGB-FXD-240239-27Y-2.000-1.00	---	---	---	10.0000 22/06/2015	---	---	---	---	---
141,909,637	1.00	3.65	Actual/Actual	24/02/2040	28	---	24/02	3.65	1	GGB-FXD-240240-28Y-2.000-1.00	---	---	---	10.0000 22/06/2015	---	---	---	---	---
136,788,720	1.00	3.65	Actual/Actual	24/02/2041	29	---	24/02	3.65	1	GGB-FXD-240241-29Y-2.000-1.00	---	---	---	10.0000 22/06/2015	---	---	---	---	---
163,643,410	1.00	3.65	Actual/Actual	24/02/2042	30	---	24/02	3.65	1	GGB-FXD-240242-30Y-2.000-1.00	---	---	---	10.0000 22/06/2015	---	---	---	---	---
4,000,000	1,000.00	3.88	Actual/Actual	12/03/2029	10	---	12/03	3.88	1	GGB-FXD-120329-10Y-3.875-1.000	---	---	---	---	---	100.0000	B	15/10/2019	
503,753	1,000.00	0.32	FLR Actual/360	16/09/2021	2	---	16/03 - 16/09	---	1	GGB-FLT-160921-02Y-0.319-1.000	---	---	---	---	---	---	---	---	---
3,000,000	1,000.00	3.38	Actual/Actual	15/02/2025	7	---	15/02	3.38	1	GGB-FXD-150225-07Y-3.375-1.000	---	---	---	---	---	---	---	---	---
250,250	1,000.00	2.90	Actual/Actual	20/03/2023	4	---	20/03	2.90	1	GGB-FXD-200323-04Y-2.900-1.000	---	---	---	---	---	---	---	---	---
964,000	1,000.00	3.25	Actual/Actual	20/03/2025	6	---	20/03	3.25	1	GGB-FXD-200325-06Y-3.250-1.000	---	---	---	---	---	---	---	---	---
2,100,000	1,000.00	3.55	Actual/Actual	20/03/2026	7	---	20/03	3.55	1	GGB-FXD-200326-07Y-3.550-1.000	---	---	---	---	---	---	---	---	---
3,000,000	1,000.00	1.50	Actual/Actual	18/06/2030	10	---	18/06	1.50	1	GGB-FXD-180630-10Y-1.500-1.000	---	---	---	---	---	---	---	---	---

Government Bonds Notes

Transactions Volume = (Pieces) * (Nominal Price). Transactions Value = (Pieces) * (Nominal Price) * (price %) + (Accrued interest).

The Value of current coupon for the issues with NV 0.01 euro refers to NV 100 euros

FLR: Floating Interest Rate.

[1] - The Expiration Date of the interest bearing period and the Date for coupon payment.

Government Bonds

Number Listed Bonds	Nominal price	Today's Rate	Accrued Interest Calc	Exp. Date [1]	Duration (years)	Note	Coupons Date	Curr. coupon value	Trading Unit	Government Bonds	Price min	Price max	Closing price	Previous closing price/date	Volume	Transactions Value	Price	Last order Buy / Sell	Date
3,314,250	1,000.00	3.25	Actual/Actual	20/03/2050	30	---	20/03	3.25	1	GGB-FXD-200350-30Y-3.250-1.000	---	---	---	---	---	---	---	---	---
2,000,000	1,000.00	2.00	Actual/Actual	22/04/2027	7	---	22/04	2.00	1	GGB-FXD-220427-07Y-2.000-1.000	---	---	---	---	---	---	99.9000	B	22/04/2020
2,500,000	1,000.00	1.88	Actual/Actual	23/07/2026	7	---	23/07	1.88	1	GGB-FXD-230726-07Y-1.875-1.000	---	---	---	---	---	---	---	---	---

Government Bonds Notes

Transactions Volume = (Pieces) * (Nominal Price). Transactions Value = (Pieces) * (Nominal Price) * (price %) + (Accrued interest).

The Value of current coupon for the issues with NV 0.01 euro refers to NV 100 euros

FLR: Floating Interest Rate.

[1] - The Expiration Date of the interest bearing period and the Date for coupon payment.

Treasury Bills & Zero Coupon Government Bonds

Issue Date	13-Week Maturity									26-Week Maturity									52-Week Maturity								
	Exp. Date	Initial Rate	Num Listed Bonds	Nominal price	Issue price	Last Trade Price	Last Trade Date	Volume Traded	Note	Exp. Date	Initial Rate	Num Listed Bonds	Nominal price	Issue price	Last Trade Price	Last Trade Date	Volume Traded	Note	Exp. Date	Initial Rate	Num Listed Bonds	Nominal price	Issue price	Last Trade Price	Last Trade Date	Volume Traded	Note
13/09/2019	---	---	---	---	---	---	---	---	---	---	---	---	---	---	---	---	---	---	11/09/2020	0.29	1,000,000	1,000.00	997.05	---	---	---	---
13/12/2019	---	---	---	---	---	---	---	---	---	---	---	---	---	---	---	---	---	---	11/12/2020	0.07	1,000,000	1,000.00	999.30	---	---	---	---
13/03/2020	---	---	---	---	---	---	---	---	---	---	---	---	---	---	---	---	---	---	12/03/2021	0.24	600,000	1,000.00	1,000.00	---	---	---	---
12/06/2020	---	---	---	---	---	---	---	---	---	---	---	---	---	---	---	---	---	---	11/06/2021	0.25	1,600,000	1,000.00	997.49	---	---	---	---

Bonds in Circulation	Currency / Min nominal traded Value	Coupons Payment Date	Current Coupon Value	Note	Coupon	Trading Unit	Issue Date	Duration (years)	Today's Interest	A.I.C in days	Bonds	Last price of previous days		Last Outcry in Cash (euro)		Trades in Pieces	Life min	Life Max	
												Price	Buy / Sell	Price	Buy / Sell				
Corporate Bonds in Foreign Currency and Euro																			
103,746	GBP / 10	01/12	0.25	---	61	1	01/12/1930	98	2.5	360	National Mortgage Bank	2.27	05/02/1996	2.27	S	05/02/1996	---	2.27	2.27
0	GBP / 10	01/12	0.25	---	63	1	01/12/1928	100	2.5	360	National Mortgage Bank	---	---	---	---	---	---	---	---

Government Bonds Notes

A.I.C: Accrued Interest Calculation base.

FLR: Floating Interest Rate.

The minimum tradeable Nominal Value for all Demeterialised Government Titles is 100 Euros.

(μτφρ-0)

Athex & ATHEXClear Members List

Member Name	Stock Market			Derivatives Market		ATHEXClear Member				
	Address	Phone	Fax	Market Member	Remote Member	Market Maker	Proprietary	Market Maker	General Clearing	Direct Clearing
A. SARRIS SECURITIES S.A.				a						
6, ΔΡΑΓΑΤΣΑΝΙΟΥ 6 ΑΘΗΝΑ	2103367700									
AEONIC SECURITIES C.I.F. P.L.C.					a					
, ΛΑΪΟΥ 6, ΓΡ. 301B, ANNA COURT	35725337600									
ALPHA BANK A.E.									a	
103, AVE. ATHINON ΑΘΗΝΑ	+30 2103436820	210-3436270								
40, STADIΟΥ STR ΑΘΗΝΑ	(210)-3260000	(210)-3264116								
	(210)-3265546	(210)-3265811								
ALPHA FINANCE INVESTMENT SERVICES S.A.				a		a	a	a		a
5, ΜΕΡΑΙΝ 5 ΑΘΗΝΑ	2103677400									
ARGUS STOCKBROKERS LTD				a	a		a			
25 , 25 ΛΕΩΦΟΡΟΣ ΔΗΜΟΣΘΕΝΗ ΣΕΒΕΡΗ	0035722717000									
ATLANTIC SECURITIES LIMITED				a						
37, ΠΡΟΔΡΟΜΟΥ 37	0035722445400									
ATLANTIC SECURITIES LTD					a					
, ΠΡΟΔΡΟΜΟΥ 37	0035722445400									
AXON SECURITIES S.A.				a			a			
48, ΣΤΑΔΙΟΥ 48 ΑΘΗΝΑ	2103363800									
BETA SECURITIES S.A.				a		a	a			a
29 , Λ.ΑΛΕΞΑΝΔΡΑΣ 29 ΑΘΗΝΑ	2106478930									
BNP PARIBAS SECURITIES SERVICES									a	
2, ΛΑΜΨΑΚΟΥ 2 ΑΘΗΝΑ	2107468500									
BOFA SECURITIES EUROPE SA				a	a					
, 112 AVENUE KL?BER 75116	+33 153655555									
CAPITAL SECURITIES S.A.				a			a			
58, ΜΗΤΡΟΠΟΛΕΩΣ 58 ΑΘΗΝΑ	2103369700									
CFS SECURITIES INVESTMENT SERVICES S.A.				a						
3, ΠΑΠΑΡΡΗΓΟΠΟΥΛΟΥ 3 ΑΘΗΝΑ	2103360800									
CITIGROUP GLOBAL MARKETS EUROPE AG				a	a					
16, REUTERWEG 16 FRANKFURT	+49 691366-0									
CITIGROUP GLOBAL MARKETS LIMITED				a	a					
1, 33 CANADA SQUARE -CANARY WHARF	+44 02079864000									
CREDIT SUISSE SECURITIES (EUROPE) LIMITED				a	a					
1 , ONE CABOT SQUARE LONDON	+44 2078888888									
CREDIT SUISSE SECURITIES SOCIEDAD DE VALORES SA				a	a					
, CALLE AYALA 42, 3A PLANTA-B MADRID	+34917916000									
CYCLOS SECURITIES S.A.				a			a			a
39, ΠΑΝΕΠΙΣΤΗΜΙΟΥ 39 ΑΘΗΝΑ	2103364300									
DEUTSCHE BANK S.A.					a					
1 , GREAT WINCHESTER STREET LONDON	+44 20 754 54209	00441133361437								
DYNAMIC SECURITIES S.A.				a			a			a
, ΤΡΑΛΛΕΩΝ 2 & Λ.ΣΥΓΓΡΟΥ 223 ΝΕΑ ΣΜΥΡΝΗ	2103677700									
EUROBANK EQUITIES INVESTMENT FIRM S.A				a		a	a	a		a
, ΦΙΛΕΛΛΗΝΩΝ 10 & ΞΕΝΟΦΩΝΤΟΣ 13 ΑΘΗΝΑ	2103720000									
EUROBANK S.A.									a	
, ΟΘΩΝΟΣ 8 ΑΘΗΝΑ	2103337000									
EUROCORP INVESTMENT SERVICES S.A.				a			a			a
14, ΠΛ.ΦΙΛΙΚΗΣ ΕΤΑΙΡΕΙΑΣ 14 ΑΘΗΝΑ	2107263600									
EUROTRUST INVESTMENT FIRM SA				a						
113, ΣΕΒΑΣΤΟΥΠΟΛΕΩΣ 113 ΑΘΗΝΑ	2103363100									
EUROXX SECURITIES S.A.				a		a	a	a		a
7, ΠΑΛΕΟΛΟΓΟΥ CHALANDRI	+30 2106879400	210-6879401								
7, ΠΑΛΑΙΟΛΟΓΟΥ CHALANDRI	(210)-6879400	(210)-6879401								
G. A. PERVANAS SECURITIES- INVESTMENT SERVICES S.A.				a						
7-9, ΣΟΦΟΚΛΕΟΥΣ 7-9 ΑΘΗΝΑ	2103727200									
GLOBAL CAPITAL SECURITIES & FINANCIAL SERVICES LTD				a	a					
50, ΛΑΡΧΙΕΠΙΣΚΟΠΟΥ ΜΑΚΑΡΙΟΥ Γ50	0035722710710									
HELLENIC AMERICAN SECURITIES S.A.				a		a	a			a
27, ΑΝΔΡΕΑ ΠΑΠΑΝΔΡΕΟΥ 27 ΜΑΡΟΥΣΙ	2103311100									
HELLENIC BANK (INVESTMENTS) LTD					a					
, AVE.ΚΥΡΙΑΚΟΥ MATSI 31 - ΡΟ BOX 24747 NICOSIA	+357 22500100	357 22500110								
HSBC FRANCE									a	
109-111, Λ.ΜΕΣΣΟΓΕΙΩΝ 109-111	2106960000									

Athex & ATHEXClear Members List

Member Name				Stock Market			Derivatives Market		ATHEXClear Member	
	Address	Phone	Fax	Market Member	Remote Member	Market Maker	Proprietary	Market Maker	General Clearing	Direct Clearing
INDEX SECURITIES S.A.				a						
6, ΔΡΑΓΑΤΣΑΝΙΟΥ 6 ΑΘΗΝΑ	2103213920									
J. CHR. MAVRIKIS SECURITIES S.A.				a						
5, ΣΟΦΟΚΛΕΟΥΣ 5 ΑΘΗΝΑ	2103216730									
KAPPA SECURITIES S.A.				a			a			
15, ΒΑΛΑΩΡΙΤΟΥ 15 ΑΘΗΝΑ	2103678600									
KARAMANOF SECURITIES & INVESTMENT SERVICES S.A.				a						
2, ΠΛΑΓ.ΘΕΟΔΩΡΩΝ 2 ΑΘΗΝΑ	2103212947									
LAIKI FINANCIAL SERVICES LTD					a					
26, AVE. VYRONOS NICOSIA	357 22367367	357 22718567								
LEON DEPOLAS SECURITIES S.A.				a		a	a			
1, ΧΡΗΣΤΟΥ ΛΑΔΑ 1 ΑΘΗΝΑ	2103213276 -28									
MEGA EQUITY SECURITIES & FINANCIAL SERVICES PUBLIC LTD				a	a		a			
42-44, ΛΕΩΦ.ΓΡΙΒΑ ΔΙΓΕΝΗ 42-44	0035722711711									
MERIT SECURITIES S.A				a		a	a			a
5, ΣΟΦΟΚΛΕΟΥΣ 5 ΑΘΗΝΑ	2103671880									
MERRILL LYNCH INTERNATIONAL				a	a					
2, 2 KING EDWARD STREET LONDON	+44 20276281000									
N. CHRYSOCHOIDIS SECURITIES S.A.				a			a			a
7-9, ΣΟΦΟΚΛΕΟΥΣ 7-9 ΑΘΗΝΑ	2103213913									
NATIONAL BANK OF GREECE S.A.				a		a	a		a	
68, ΑΚΑΔΙΜΙΑΣ ΣΤΡ. ΑΘΗΝΑ	(210)-3328817	(210)-3328678								
86, ΑΙΟΛΟΥ ΣΤΡ. ΑΘΗΝΑ	(210)-3341000	(210)-3228187								
NATIONAL SECURITIES S.A.				a		a	a	a		
66, ΛΕΩΦ. ΚΗΦΙΣΙΑΣ 66 (ΚΤΗΡΙΟ Α) ΜΑΡΟΥΣΙ	2107720000									
NUNTIUS BROKERAGE AND INVESTMENT SERVICES S.A				a						
6, ΔΡΑΓΑΤΣΑΝΙΟΥ 6 ΑΘΗΝΑ	2103350599									
ONE PLUS CAPITAL LIMITED				a	a					
, 75 PRODROMOU AVENUE NICOSIA 1307	35722873760									
OPTIMA BANK S.A.				a		a	a	a	a	
32, ΑΙΓΙΑΛΕΙΑΣ 32 & ΠΑΡΑΔΕΙΣΟΥ ΜΑΡΟΥΣΙ	2108173111									
PANTELAKIS SECURITIES S.A.				a		a	a	a		
57, ΕΘΝΙΚΗΣ ΑΝΤΙΣΤΑΣΕΩΣ 57, ΚΤΙΡΙΟ Β CHALANDRI	2106965000									
PEGASUS SECURITIES S.A				a			a			
17, ΒΑΛΑΩΡΙΤΟΥ 17 & ΑΜΕΡΙΚΗΣ ΑΘΗΝΑ	2103670700									
PIRAEUS BANK S.A.				a			a		a	
4, ΑΜΕΡΙΚΗΣ ΑΘΗΝΑ	+30 2103335000	210-3335079								
4, ΑΜΕΡΙΚΗΣ ΣΤΡ ΑΘΗΝΑ	(210)-3335918	(210)-3254207								
4, ΑΜΕΡΙΚΗΣ ΣΤΡ. ΑΘΗΝΑ	(210)-3335000	(210)-3335079								
PIRAEUS SECURITIES S. A.				a		a	a	a		a
10, ΣΤΑΔΙΟΥ 10 ΑΘΗΝΑ	2103354100									
PROCHOICE SECURITIES LTD				a	a					
57, ΛΕΩΦ.ΣΠΥΡΟΥ ΚΥΠΡΙΑΝΟΥ 57, ΑΚΙΝΗΤΑ Φ	035724661192									
SHARELINK SECURITIES & FINANCIAL SERVICES LTD				a	a		a			
6, HOUSE-ΘΕΟΤΟΚΗ 6 ΜΕΓΑΡΟ ΕΛΛΗΝΑ	+357 22554200									
SOCIETE GENERALE S.A.				a	a		a			
, 17 COURS VALMY, CEDEX	+157290504									
SOLIDUS SECURITIES S.A				a			a			a
64, ΛΟΥΙΖΗΣ ΡΙΑΝΚΟΥΡ 64 ΑΘΗΝΑ	2106900600									
ST. EM. LAVRENTAKIS SECURITIES S.A.				a			a			
7-9, ΣΟΦΟΚΛΕΟΥΣ 7-9 ΑΘΗΝΑ	2103213336									
THE CYPRUS INVESTMENT & SECURITIES CORPORATION LTD				a	a					
154, ΛΕΩΦ. ΛΕΜΕΣΟΥ 154	0035722121700									
UBS EUROPE SE				a	a					
, OPERNTURM, BOCKENHEIMER LANDSTRASSE 2-4	496921790									
UBS LIMITED					a					
1, FINSBURY AVENUE LONDON	+44 2075687135									

List of Stocks under Market Making operations

Securities	Market Maker	Start Market Making	Stock Category
MLS MULTIMEDIA SA (CR)			Suspension Status
	PIRAEUS SECURITIES S. A.	01/08/2019	
ALPHA ETF FTSE Athex Large Cap			Exchange Traded Funds (ETFs)
	ALPHA FINANCE INVESTMENT SERVICES S.A.	02/01/1900	
	NATIONAL SECURITIES S.A.	02/01/1900	
ADMIE (IPTO) HOLDING S.A. (CR)			Main Market
	HELLENIC AMERICAN SECURITIES S.A.	09/03/2020	
	PIRAEUS SECURITIES S. A.	29/06/2017	
ALPHA BANK (CR)			Main Market
	ALPHA FINANCE INVESTMENT SERVICES S.A.	29/02/2016	
	EUROBANK EQUITIES INVESTMENT FIRM S.A	22/10/2006	
	HELLENIC AMERICAN SECURITIES S.A.	25/07/2014	
	LEON DEPOLAS SECURITIES S.A.	04/01/2016	
	MERIT SECURITIES S.A	03/09/2012	
	NATIONAL SECURITIES S.A.	02/01/1900	
	PIRAEUS SECURITIES S. A.	28/05/2009	
AS COMPANY SA (CR)			Main Market
	EUROBANK EQUITIES INVESTMENT FIRM S.A	01/04/2019	
ATTICA BANK S.A. (CR)			Main Market
	EUROBANK EQUITIES INVESTMENT FIRM S.A	11/11/2019	
	EUROXX SECURITIES S.A.	22/01/2016	
	PIRAEUS SECURITIES S. A.	20/09/2017	
ATTICA HOLDINGS (CR)			Main Market
	HELLENIC AMERICAN SECURITIES S.A.	28/12/2017	
AUTOHELLAS SA (CR)			Main Market
	ALPHA FINANCE INVESTMENT SERVICES S.A.	01/07/2019	
	EUROXX SECURITIES S.A.	02/07/2018	
AVAX S.A. (CR)			Main Market
	EUROBANK EQUITIES INVESTMENT FIRM S.A	14/12/2015	
AVE (CR)			Main Market
	EUROXX SECURITIES S.A.	05/06/2020	
BRIQ PROPERTIES (CR)			Main Market
	EUROBANK EQUITIES INVESTMENT FIRM S.A	09/09/2019	
BYTE COMPUTER SA (CR)			Main Market
	MERIT SECURITIES S.A	04/08/2008	
CC HBC AG (CR)			Main Market
	NATIONAL SECURITIES S.A.	02/01/1900	
	PIRAEUS SECURITIES S. A.	04/05/2015	
CENERGY HOLDINGS (CB)			Main Market
	ALPHA FINANCE INVESTMENT SERVICES S.A.	02/01/2016	
	EUROBANK EQUITIES INVESTMENT FIRM S.A	02/01/2016	
CNL CAPITAL (CR)			Main Market
	MERIT SECURITIES S.A	01/10/2018	
EKTER SA (CR)			Main Market
	EUROBANK EQUITIES INVESTMENT FIRM S.A	16/10/2017	
	LEON DEPOLAS SECURITIES S.A.	21/05/2018	
ELASTRON (CR)			Main Market
	LEON DEPOLAS SECURITIES S.A.	20/02/2017	
ELLAKTOR (CR)			Main Market
	ALPHA FINANCE INVESTMENT SERVICES S.A.	18/03/2019	
	EUROXX SECURITIES S.A.	24/09/2018	
	NATIONAL SECURITIES S.A.	02/01/1900	
	PIRAEUS SECURITIES S. A.	22/10/2018	
ELTON SA (CR)			Main Market
	BETA SECURITIES S.A.	03/09/2012	
	LEON DEPOLAS SECURITIES S.A.	01/04/2019	
ELVALHALCOR (CR)			Main Market
	ALPHA FINANCE INVESTMENT SERVICES S.A.	07/05/2018	
	EUROBANK EQUITIES INVESTMENT FIRM S.A	07/05/2018	
ENTERSOFT (CR)			Main Market
	EUROBANK EQUITIES INVESTMENT FIRM S.A	22/06/2020	
EUROBANK HOLDINGS (CR)			Main Market
	ALPHA FINANCE INVESTMENT SERVICES S.A.	09/01/2006	
	EUROBANK EQUITIES INVESTMENT FIRM S.A	01/06/2012	
	HELLENIC AMERICAN SECURITIES S.A.	25/07/2014	
	LEON DEPOLAS SECURITIES S.A.	30/11/2018	
	MERIT SECURITIES S.A	06/11/2017	
	NATIONAL SECURITIES S.A.	02/01/1900	
	PIRAEUS SECURITIES S. A.	28/09/2009	

List of Stocks under Market Making operations

Securities	Market Maker	Start Market Making	Stock Category
EUROPEAN RELIANCE INSUR. (CR)			Main Market
	EUROBANK EQUITIES INVESTMENT FIRM S.A	08/07/2019	
	PANTELAKIS SECURITIES S.A.	15/07/2019	
EYDAP S.A. (CR)			Main Market
	ALPHA FINANCE INVESTMENT SERVICES S.A.	27/01/2020	
	EUROBANK EQUITIES INVESTMENT FIRM S.A	10/06/2019	
FOURLIS (CR)			Main Market
	EUROBANK EQUITIES INVESTMENT FIRM S.A	01/12/2016	
	PIRAEUS SECURITIES S. A.	06/03/2017	
GEK TERNA (CR)			Main Market
	PIRAEUS SECURITIES S. A.	29/08/2019	
GR. SARANTIS S.A. (CR)			Main Market
	BETA SECURITIES S.A.	14/05/2012	
	EUROBANK EQUITIES INVESTMENT FIRM S.A	24/10/2016	
HELLENIC EXCHANGES-A.S.E. (CR)			Main Market
	HELLENIC AMERICAN SECURITIES S.A.	01/09/2014	
	NATIONAL SECURITIES S.A.	02/01/1900	
	PIRAEUS SECURITIES S. A.	04/05/2015	
HELLENIC PETROLEUM (CR)			Main Market
	HELLENIC AMERICAN SECURITIES S.A.	14/09/2015	
	PIRAEUS SECURITIES S. A.	20/03/2017	
IKTINOS HELLAS SA (CR)			Main Market
	ALPHA FINANCE INVESTMENT SERVICES S.A.	01/04/2019	
	EUROBANK EQUITIES INVESTMENT FIRM S.A	25/02/2019	
	NATIONAL SECURITIES S.A.	02/01/1900	
INTERCONTINENTAL (CR)			Main Market
	LEON DEPOLAS SECURITIES S.A.	03/06/2019	
INTRACOM HOLDINGS (CR)			Main Market
	LEON DEPOLAS SECURITIES S.A.	08/10/2018	
JUMBO SA (CR)			Main Market
	EUROBANK EQUITIES INVESTMENT FIRM S.A	25/05/2020	
	MERIT SECURITIES S.A	06/11/2017	
	PIRAEUS SECURITIES S. A.	06/03/2017	
KARAMOLEGOS SA (CR)			Main Market
	EUROXX SECURITIES S.A.	04/10/2019	
KLOUKINAS - LAPPAS SA (CR)			Main Market
	BETA SECURITIES S.A.	22/09/2014	
KRI-KRI S.A. (CR)			Main Market
	EUROBANK EQUITIES INVESTMENT FIRM S.A	07/05/2018	
	LEON DEPOLAS SECURITIES S.A.	16/01/2017	
LAMDA DEVELOPMENT SA (CR)			Main Market
	EUROBANK EQUITIES INVESTMENT FIRM S.A	08/12/2014	
	PANTELAKIS SECURITIES S.A.	06/11/2017	
	PIRAEUS SECURITIES S. A.	29/06/2017	
LAMPSA HOTEL SA (CR)			Main Market
	LEON DEPOLAS SECURITIES S.A.	16/01/2017	
MARFIN INVESTMENT GROUP (CR)			Main Market
	PIRAEUS SECURITIES S. A.	02/02/2009	
MOTOR OIL (CR)			Main Market
	EUROBANK EQUITIES INVESTMENT FIRM S.A	22/10/2006	
	HELLENIC AMERICAN SECURITIES S.A.	01/09/2014	
	LEON DEPOLAS SECURITIES S.A.	01/04/2019	
	MERIT SECURITIES S.A	25/02/2019	
	NATIONAL SECURITIES S.A.	02/01/1900	
	PIRAEUS SECURITIES S. A.	04/05/2015	
MYTILINEOS (CR)			Main Market
	ALPHA FINANCE INVESTMENT SERVICES S.A.	15/04/2019	
	EUROBANK EQUITIES INVESTMENT FIRM S.A	20/09/2017	
	MERIT SECURITIES S.A	25/02/2019	
	NATIONAL SECURITIES S.A.	02/01/1900	
	PIRAEUS SECURITIES S. A.	04/05/2015	
NATIONAL BANK (CR)			Main Market
	ALPHA FINANCE INVESTMENT SERVICES S.A.	09/01/2006	
	EUROBANK EQUITIES INVESTMENT FIRM S.A	22/10/2006	
	HELLENIC AMERICAN SECURITIES S.A.	25/07/2014	
	LEON DEPOLAS SECURITIES S.A.	20/05/2015	
	MERIT SECURITIES S.A	03/09/2012	
	NATIONAL SECURITIES S.A.	02/01/1900	
	PIRAEUS SECURITIES S. A.	08/09/2008	

List of Stocks under Market Making operations

Securities	Market Maker	Start Market Making	Stock Category
OPAP (CR)			Main Market
	ALPHA FINANCE INVESTMENT SERVICES S.A.	09/01/2006	
	EUROBANK EQUITIES INVESTMENT FIRM S.A	22/10/2006	
	HELLENIC AMERICAN SECURITIES S.A.	25/07/2014	
	MERIT SECURITIES S.A	20/03/2017	
	NATIONAL SECURITIES S.A.	02/01/1900	
	PIRAEUS SECURITIES S. A.	04/05/2015	
OTE (CR)			Main Market
	ALPHA FINANCE INVESTMENT SERVICES S.A.	09/01/2006	
	EUROBANK EQUITIES INVESTMENT FIRM S.A	22/10/2006	
	HELLENIC AMERICAN SECURITIES S.A.	25/07/2014	
	LEON DEPOLAS SECURITIES S.A.	20/04/2015	
	MERIT SECURITIES S.A	20/03/2017	
	NATIONAL SECURITIES S.A.	02/01/1900	
	PIRAEUS SECURITIES S. A.	08/09/2008	
P.P.A. S.A. (CR)			Main Market
	EUROBANK EQUITIES INVESTMENT FIRM S.A	06/02/2019	
PAPOUTSANIS (CR)			Main Market
	ALPHA FINANCE INVESTMENT SERVICES S.A.	19/11/2018	
	BETA SECURITIES S.A.	25/11/2013	
PETROPOULOS PETROS (CR)			Main Market
	EUROBANK EQUITIES INVESTMENT FIRM S.A	01/04/2019	
	PANTELAKIS SECURITIES S.A.	16/03/2020	
PIRAEUS BANK (CR)			Main Market
	ALPHA FINANCE INVESTMENT SERVICES S.A.	15/04/2019	
	EUROBANK EQUITIES INVESTMENT FIRM S.A	22/10/2006	
	EUROXX SECURITIES S.A.	15/02/2016	
	HELLENIC AMERICAN SECURITIES S.A.	25/07/2014	
	LEON DEPOLAS SECURITIES S.A.	30/11/2018	
	MERIT SECURITIES S.A	16/09/2013	
	NATIONAL SECURITIES S.A.	02/01/1900	
	PIRAEUS SECURITIES S. A.	16/02/2009	
PLAISIO COMPUTERS SA (CR)			Main Market
	EUROBANK EQUITIES INVESTMENT FIRM S.A	02/03/2015	
PPC (CR)			Main Market
	ALPHA FINANCE INVESTMENT SERVICES S.A.	09/01/2006	
	EUROBANK EQUITIES INVESTMENT FIRM S.A	22/10/2006	
	HELLENIC AMERICAN SECURITIES S.A.	01/09/2014	
	MERIT SECURITIES S.A	06/11/2017	
	NATIONAL SECURITIES S.A.	02/01/1900	
	PIRAEUS SECURITIES S. A.	28/09/2009	
PROFILE SA (CR)			Main Market
	PANTELAKIS SECURITIES S.A.	01/07/2019	
QUEST HOLDINGS (CR)			Main Market
	BETA SECURITIES S.A.	26/03/2018	
	EUROBANK EQUITIES INVESTMENT FIRM S.A	28/01/2019	
SPIROY AGRICULTURE SA (CR)			Main Market
	EUROBANK EQUITIES INVESTMENT FIRM S.A	02/09/2019	
TERNA ENERGY (CR)			Main Market
	PIRAEUS SECURITIES S. A.	09/12/2019	
THRACE PLASTICS SA (CR)			Main Market
	ALPHA FINANCE INVESTMENT SERVICES S.A.	26/03/2018	
	EUROBANK EQUITIES INVESTMENT FIRM S.A	26/03/2018	
TITAN CEMENT (CB)			Main Market
	EUROBANK EQUITIES INVESTMENT FIRM S.A	06/11/2019	
VIOHALCO SA/NV (CB)			Main Market
	ALPHA FINANCE INVESTMENT SERVICES S.A.	11/03/2008	
	EUROBANK EQUITIES INVESTMENT FIRM S.A	04/03/2014	
	MERIT SECURITIES S.A	17/03/2014	

Underlying Asset				Derivatives Market													
Price max	Price min	Closing price	change	Delivery Month	Open price	Price max	Price min	Last price	Closing price	Last Bid	Last Ask	Fixing price*	Life high	Life low	Trades	Volume	Open Interest
FTSE/Athex Large Cap (Trade Unit: 1 Index Point x 2€, Cash Settlement)																	
1,525.63	1,490.15	1,490.39	-2.31%	August 2020	1,520.00	1,520.00	1,487.00	1,489.00	1,489.00	---	---	---	1,628.00	---	254	1,062	4,970
				September 2020	1,515.00	1,515.00	1,488.00	1,488.00	1,488.00	---	---	---	1,598.75	---	29	190	320
				October 2020	---	---	---	---	1,532.25	---	---	---	---	---	---	---	---
				December 2020	---	---	---	---	1,537.75	---	---	---	---	---	---	---	---
				March 2021	---	---	---	---	1,545.50	---	---	---	---	---	---	---	---
				June 2021	---	---	---	---	1,553.00	---	---	---	---	---	---	---	---

Derivatives notes

Fixing prices and final open positions can be retrieved from the following path <http://www.helex.gr/el/web/guest/statistics-end-of-day-derivatives>

Underlying Asset				Derivatives Market													
Price max	Price min	Closing price	change	Delivery Month	Open price	Price max	Price min	Last price	Closing price	Last Bid	Last Ask	Fixing price*	Life high	Life low	Trades	Volume	Open Interest
ADMIE (IPTO) HOLDING S.A. (CR)																	
(Contract Size: 100 Securities, Physical Delivery)																	
2.27	2.21	2.22	-2.63%	September 2020	2.16	2.16	2.14	2.14	2.14	---	---	---	2.47	---	11	88	3,384
				December 2020	---	---	---	---	2.30	---	---	---	---	---	---	---	---
				March 2021	---	---	---	---	2.31	---	---	---	---	---	---	---	---
				June 2021	---	---	---	---	2.32	---	---	---	---	---	---	---	---
ALPHA BANK (CR)																	
(Contract Size: 100 Securities, Physical Delivery)																	
0.5488	0.5168	0.525	-4.89%	September 2020	0.548	0.550	0.514	0.523	0.523	---	---	---	0.742	---	508	11,238	94,853
				December 2020	0.560	0.560	0.560	0.560	0.560	---	---	---	0.560	---	1	1	---
				March 2021	---	---	---	---	0.559	---	---	---	---	---	---	---	---
				June 2021	---	---	---	---	0.562	---	---	---	---	---	---	---	---
ATTICA BANK S.A. (CR)																	
(Contract Size: 100 Securities, Physical Delivery)																	
0.1852	0.174	0.1784	-4.50%	September 2020	---	---	---	---	0.187	---	---	---	---	---	---	---	---
				December 2020	---	---	---	---	0.188	---	---	---	---	---	---	---	---
				March 2021	---	---	---	---	0.189	---	---	---	---	---	---	---	---
				June 2021	---	---	---	---	0.190	---	---	---	---	---	---	---	---
CC HBC AG (CR)																	
(Contract Size: 100 Securities, Physical Delivery)																	
22.65	22.4	22.46	-0.31%	September 2020	22.50	22.56	22.36	22.36	22.36	---	---	---	35.15	---	4	7	118
				December 2020	---	---	---	---	22.71	---	---	---	---	---	---	---	---
				March 2021	---	---	---	---	22.82	---	---	---	---	---	---	---	---
				June 2021	---	---	---	---	22.94	---	---	---	---	---	---	---	---
CENERGY HOLDINGS (CB)																	
(Contract Size: 100 Securities, Physical Delivery)																	
0.956	0.91	0.929	-2.52%	September 2020	0.936	0.936	0.929	0.929	0.929	---	---	---	1.04	---	2	3	2,050
				December 2020	---	---	---	---	0.961	---	---	---	1.03	---	---	---	---
				March 2021	---	---	---	---	0.965	---	---	---	---	---	---	---	---
				June 2021	---	---	---	---	0.970	---	---	---	---	---	---	---	---
ELLAKTOR (CR)																	
(Contract Size: 100 Securities, Physical Delivery)																	
1.09	1.073	1.078	-0.83%	September 2020	1.07	1.09	1.07	1.08	1.08	---	---	---	1.23	---	74	662	10,676
				December 2020	---	---	---	---	1.10	---	---	---	1.06	---	---	---	---
				March 2021	---	---	---	---	1.10	---	---	---	---	---	---	---	---
				June 2021	---	---	---	---	1.11	---	---	---	---	---	---	---	---
EUROBANK HOLDINGS (CR)																	
(Contract Size: 100 Securities, Physical Delivery)																	
0.3819	0.3595	0.3623	-6.14%	September 2020	0.381	0.382	0.359	0.360	0.360	---	---	---	0.448	---	220	7,256	45,086
				December 2020	0.375	0.375	0.366	0.366	0.366	---	---	---	0.430	---	3	9	203
				March 2021	---	---	---	---	0.391	---	---	---	---	---	---	---	---
				June 2021	---	---	---	---	0.393	---	---	---	---	---	---	---	---

Derivatives notes

Fixing prices and final open positions can be retrieved from the following path <http://www.helex.gr/el/web/guest/statistics-end-of-day-derivatives>

Underlying Asset				Derivatives Market													
Price max	Price min	Closing price	change	Delivery Month	Open price	Price max	Price min	Last price	Closing price	Last Bid	Last Ask	Fixing price*	Life high	Life low	Trades	Volume	Open Interest
EYDAP S.A. (CR)				(Contract Size: 100 Securities, Physical Delivery)													
6.69	6.52	6.6	-1.35%	September 2020	---	---	---	---	6.71	---	---	---	7.23	---	---	---	94
				December 2020	---	---	---	---	6.74	---	---	---	---	---	---	---	---
				March 2021	---	---	---	---	6.78	---	---	---	---	---	---	---	---
				June 2021	---	---	---	---	6.81	---	---	---	---	---	---	---	---
FOURLIS (CR)				(Contract Size: 100 Securities, Physical Delivery)													
3.995	3.845	3.885	-3.48%	September 2020	3.93	3.93	3.93	3.93	3.93	---	---	---	4.29	---	1	1	54
				December 2020	---	---	---	---	4.06	---	---	---	---	---	---	---	---
				March 2021	---	---	---	---	4.08	---	---	---	---	---	---	---	---
				June 2021	---	---	---	---	4.10	---	---	---	---	---	---	---	---
GEK TERNA (CR)				(Contract Size: 100 Securities, Physical Delivery)													
5.95	5.8	5.81	-1.02%	September 2020	5.86	5.91	5.79	5.83	5.83	---	---	---	6.92	---	39	128	3,109
				December 2020	---	---	---	---	5.92	---	---	---	---	---	---	---	---
				March 2021	---	---	---	---	5.95	---	---	---	---	---	---	---	---
				June 2021	---	---	---	---	5.98	---	---	---	---	---	---	---	---
HELLENIC EXCHANGES-A.S.E. (CR)				(Contract Size: 100 Securities, Physical Delivery)													
3.075	2.98	2.98	-3.09%	September 2020	3.07	3.07	2.99	3.01	3.01	---	---	---	3.70	---	8	24	1,315
				December 2020	---	---	---	---	3.10	---	---	---	---	---	---	---	---
				March 2021	---	---	---	---	3.11	---	---	---	---	---	---	---	---
				June 2021	---	---	---	---	3.13	---	---	---	---	---	---	---	---
HELLENIC PETROLEUM (CR)				(Contract Size: 100 Securities, Physical Delivery)													
5.49	5.35	5.4	0.00%	September 2020	5.40	5.48	5.40	5.48	5.48	---	---	---	6.24	---	2	6	1,313
				December 2020	---	---	---	---	5.44	---	---	---	---	---	---	---	---
				March 2021	---	---	---	---	5.47	---	---	---	---	---	---	---	---
				June 2021	---	---	---	---	5.50	---	---	---	---	---	---	---	---
INTRACOM HOLDINGS (CR)				(Contract Size: 100 Securities, Physical Delivery)													
0.665	0.622	0.622	-5.04%	September 2020	0.651	0.651	0.623	0.623	0.623	---	---	---	0.660	---	18	130	923
				December 2020	---	---	---	---	0.660	---	---	---	---	---	---	---	---
				March 2021	---	---	---	---	0.663	---	---	---	---	---	---	---	---
				June 2021	---	---	---	---	0.667	---	---	---	---	---	---	---	---
JUMBO SA (CR)				(Contract Size: 100 Securities, Physical Delivery)													
16.68	16.17	16.45	-0.12%	September 2020	16.31	16.57	16.23	16.44	16.44	---	---	---	17.22	---	31	72	489
				December 2020	---	---	---	---	16.60	---	---	---	---	---	---	---	---
				March 2021	---	---	---	---	16.68	---	---	---	---	---	---	---	---
				June 2021	---	---	---	---	16.77	---	---	---	---	---	---	---	---

Derivatives notes

Fixing prices and final open positions can be retrieved from the following path <http://www.helex.gr/el/web/guest/statistics-end-of-day-derivatives>

Underlying Asset				Derivatives Market													
Price max	Price min	Closing price	change	Delivery Month	Open price	Price max	Price min	Last price	Closing price	Last Bid	Last Ask	Fixing price*	Life high	Life low	Trades	Volume	Open Interest
LAMDA DEVELOPMENT SA (CR)				(Contract Size: 100 Securities, Physical Delivery)													
5.84	5.66	5.74	-1.88%	September 2020	5.77	5.84	5.67	5.72	5.72	---	---	---	6.60	---	72	221	1,926
				December 2020	---	---	---	---	5.90	---	---	---	---	---	---	---	---
				March 2021	---	---	---	---	5.93	---	---	---	---	---	---	---	---
				June 2021	---	---	---	---	5.96	---	---	---	---	---	---	---	---
MARFIN INVESTMENT GROUP (CR)				(Contract Size: 100 Securities, Physical Delivery)													
0.0587	0.0563	0.0564	-3.26%	September 2020	0.060	0.060	0.056	0.058	0.058	---	---	---	0.084	---	13	205	41,613
				December 2020	---	---	---	---	0.059	---	---	---	---	---	---	---	---
				March 2021	---	---	---	---	0.059	---	---	---	---	---	---	---	---
				June 2021	---	---	---	---	0.059	---	---	---	---	---	---	---	---
MOTOR OIL (CR)				(Contract Size: 100 Securities, Physical Delivery)													
12	11.55	11.55	-3.83%	September 2020	11.95	11.96	11.61	11.61	11.61	---	---	---	15.38	---	29	66	429
				December 2020	---	---	---	---	12.10	---	---	---	---	---	---	---	---
				March 2021	---	---	---	---	12.17	---	---	---	13.27	---	---	---	2
				June 2021	---	---	---	---	12.23	---	---	---	---	---	---	---	---
MYTILINEOS (CR)				(Contract Size: 100 Securities, Physical Delivery)													
8.025	7.8	7.845	-2.36%	September 2020	7.97	8.00	7.78	7.83	7.83	---	---	---	8.06	---	60	189	5,244
				December 2020	---	---	---	---	8.10	---	---	---	---	---	---	---	---
				March 2021	---	---	---	---	8.14	---	---	---	---	---	---	---	---
				June 2021	---	---	---	---	8.18	---	---	---	---	---	---	---	---
NATIONAL BANK (CR)				(Contract Size: 100 Securities, Physical Delivery)													
1.183	1.123	1.123	-5.83%	September 2020	1.18	1.18	1.12	1.12	1.12	---	---	---	1.51	---	300	5,644	32,339
				December 2020	---	---	---	---	1.20	---	---	---	---	---	---	---	---
				March 2021	---	---	---	---	1.21	---	---	---	---	---	---	---	---
				June 2021	---	---	---	---	1.21	---	---	---	---	---	---	---	---
OPAP (CR)				(Contract Size: 100 Securities, Physical Delivery)													
8.105	7.825	7.825	-3.63%	September 2020	8.09	8.09	7.83	7.83	7.83	---	---	---	9.21	---	57	221	1,938
				December 2020	---	---	---	---	8.18	---	---	---	---	---	---	---	---
				March 2021	---	---	---	---	8.23	---	---	---	---	---	---	---	---
				June 2021	---	---	---	---	8.27	---	---	---	---	---	---	---	---
OTE (CR)				(Contract Size: 100 Securities, Physical Delivery)													
12.7	12.46	12.46	-2.04%	September 2020	12.66	12.67	12.50	12.50	12.50	---	---	---	12.73	---	34	204	2,305
				December 2020	---	---	---	---	12.82	---	---	---	---	---	---	---	---
				March 2021	---	---	---	---	12.88	---	---	---	---	---	---	---	---
				June 2021	---	---	---	---	12.95	---	---	---	---	---	---	---	---

Derivatives notes

Fixing prices and final open positions can be retrieved from the following path <http://www.helex.gr/el/web/guest/statistics-end-of-day-derivatives>

Underlying Asset				Derivatives Market													
Price max	Price min	Closing price	change	Delivery Month	Open price	Price max	Price min	Last price	Closing price	Last Bid	Last Ask	Fixing price*	Life high	Life low	Trades	Volume	Open Interest
P.P.A. S.A. (CR)				(Contract Size: 100 Securities, Physical Delivery)													
16.86	16.36	16.8	0.36%	September 2020	---	---	---	---	16.79	---	---	---	17.65	---	---	---	349
				December 2020	---	---	---	---	16.87	---	---	---	---	---	---	---	---
				March 2021	---	---	---	---	16.96	---	---	---	---	---	---	---	---
				June 2021	---	---	---	---	17.04	---	---	---	---	---	---	---	---
PIRAEUS BANK (CR)				(Contract Size: 100 Securities, Physical Delivery)													
1.199	1.1525	1.165	-3.24%	September 2020	1.20	1.20	1.15	1.17	1.17	---	---	---	1.75	---	220	3,537	13,880
				December 2020	---	---	---	---	1.21	---	---	---	---	---	---	---	---
				March 2021	---	---	---	---	1.22	---	---	---	---	---	---	---	---
				June 2021	---	---	---	---	1.23	---	---	---	---	---	---	---	---
PPC (CR)				(Contract Size: 100 Securities, Physical Delivery)													
3.88	3.698	3.76	-2.59%	September 2020	3.82	3.82	3.70	3.71	3.71	---	---	---	4.08	---	169	1,143	9,324
				December 2020	---	---	---	---	3.89	---	---	---	3.97	---	---	---	8
				March 2021	---	---	---	---	3.91	---	---	---	---	---	---	---	---
				June 2021	---	---	---	---	3.93	---	---	---	---	---	---	---	---
TERNA ENERGY (CR)				(Contract Size: 100 Securities, Physical Delivery)													
10.86	10.6	10.76	-0.37%	September 2020	10.70	10.81	10.70	10.70	10.70	---	---	---	10.83	---	22	34	2,388
				December 2020	---	---	---	---	10.89	---	---	---	---	---	---	---	---
				March 2021	---	---	---	---	10.94	---	---	---	---	---	---	---	---
				June 2021	---	---	---	---	10.99	---	---	---	---	---	---	---	---
TITAN CEMENT (CB)				(Contract Size: 100 Securities, Physical Delivery)													
11.28	11.04	11.18	0.90%	September 2020	11.25	11.27	11.08	11.19	11.19	---	---	---	12.30	---	47	131	1,915
				December 2020	---	---	---	---	11.17	---	---	---	---	---	---	---	---
				March 2021	---	---	---	---	11.22	---	---	---	---	---	---	---	---
				June 2021	---	---	---	---	11.28	---	---	---	---	---	---	---	---
VIOHALCO SA/NV (CB)				(Contract Size: 100 Securities, Physical Delivery)													
2.4	2.29	2.335	-3.51%	September 2020	2.38	2.38	2.33	2.34	2.34	---	---	---	2.55	---	11	34	2,209
				December 2020	---	---	---	---	2.44	---	---	---	---	---	---	---	---
				March 2021	---	---	---	---	2.45	---	---	---	---	---	---	---	---
				June 2021	---	---	---	---	2.46	---	---	---	---	---	---	---	---

Derivatives notes

Fixing prices and final open positions can be retrieved from the following path <http://www.helex.gr/el/web/guest/statistics-end-of-day-derivatives>

FTSE/Athex Large Cap

(Trade Unit: 1 Index Point x 2€ - Exercise Style: European, Cash Settlement)

Exercise Price	Call Options														Put Options																		
	August 2020							September 2020							Other Months		August 2020							September 2020							Other Months		Exercise Price
	Open price	Price max	Price min	Last price	Closing price	Volume	Open Interest	Open price	Price max	Price min	Last price	Closing price	Volume	Open Interest	Volume	Open Interest	Open price	Price max	Price min	Last price	Closing price	Volume	Open Interest	Open price	Price max	Price min	Last price	Closing price	Volume	Open Interest	Volume	Open Interest	
1,050	-	-	-	-	-	-	-	0.00	0.00	0.00	-	475.00	-	-	-	-	-	-	-	-	-	-	-	-	-	-	-	-	-	-	-	-	
1,075	-	-	-	-	-	-	-	0.00	0.00	0.00	-	450.00	-	-	-	-	-	-	-	-	-	-	-	-	-	-	-	-	-	-	-	-	1,075
1,100	-	-	-	-	-	-	-	0.00	0.00	0.00	-	425.00	-	-	-	-	-	-	-	-	-	-	-	-	-	-	-	-	-	-	-	-	1,100
1,125	-	-	-	-	-	-	-	0.00	0.00	0.00	-	400.00	-	-	-	-	-	-	-	-	-	-	-	-	-	-	-	-	-	-	-	-	1,125
1,150	-	-	-	-	-	-	-	0.00	0.00	0.00	-	375.00	-	-	-	-	-	-	-	-	-	-	-	-	-	-	-	-	-	-	-	-	1,150
1,175	-	-	-	-	-	-	-	0.00	0.00	0.00	-	350.00	-	-	-	-	-	-	-	-	-	-	-	-	-	-	-	-	-	-	-	-	1,175
1,200	-	-	-	-	-	-	-	0.00	0.00	0.00	-	325.00	-	-	-	-	-	-	-	-	-	-	-	-	-	-	-	-	-	-	-	-	1,200
1,225	-	-	-	-	-	-	-	0.00	0.00	0.00	-	301.00	-	-	-	-	-	-	-	-	-	-	-	-	-	-	-	-	-	-	-	-	1,225
1,250	-	-	-	-	-	-	-	0.00	0.00	0.00	-	276.00	-	-	-	-	-	-	-	-	-	-	-	-	-	-	-	-	-	-	-	-	1,250
1,275	-	-	-	-	-	-	-	0.00	0.00	0.00	-	252.00	-	-	-	-	-	-	-	-	-	-	-	-	-	-	-	-	-	-	-	-	1,275
1,300	0.00	0.00	0.00	-	224.00	-	-	0.00	0.00	0.00	-	229.00	-	-	-	-	-	-	-	-	-	-	-	-	-	-	-	-	-	-	-	-	1,300
1,325	0.00	0.00	0.00	-	199.00	-	-	0.00	0.00	0.00	-	206.00	-	-	-	-	-	-	-	-	-	-	-	-	-	-	-	-	-	-	-	-	1,325
1,350	0.00	0.00	0.00	-	175.00	-	-	0.00	0.00	0.00	-	183.00	-	-	-	-	-	-	-	-	-	-	-	-	-	-	-	-	-	-	-	-	1,350
1,375	0.00	0.00	0.00	-	152.00	-	-	0.00	0.00	0.00	-	162.00	-	-	-	-	-	-	-	-	-	-	-	-	-	-	-	-	-	-	-	-	1,375
1,400	0.00	0.00	0.00	-	129.00	-	-	0.00	0.00	0.00	-	141.00	-	-	-	-	-	-	-	-	-	-	-	-	-	-	-	-	-	-	-	-	1,400
1,425	0.00	0.00	0.00	-	108.00	-	-	0.00	0.00	0.00	-	122.00	-	-	-	-	-	-	-	-	-	-	-	-	-	-	-	-	-	-	-	-	1,425
1,450	0.00	0.00	0.00	-	88.00	-	-	0.00	0.00	0.00	-	105.00	-	-	-	-	-	-	-	-	-	-	-	-	-	-	-	-	-	-	-	-	1,450
1,475	0.00	0.00	0.00	-	70.00	-	-	0.00	0.00	0.00	-	88.50	-	-	-	-	-	-	-	-	-	-	-	-	-	-	-	-	-	-	-	-	1,475
1,500	0.00	0.00	0.00	-	54.50	-	40	59.50	59.50	58.00	58.00	58.00	21	-	-	-	-	-	-	-	-	-	-	-	-	-	-	-	-	-	-	-	1,500
1,525	32.75	32.75	26.25	27.50	27.50	26	60	48.00	50.00	48.00	50.00	50.00	30	20	-	-	-	-	-	-	-	-	-	-	-	-	-	-	-	-	-	-	1,525
1,550	25.50	25.50	25.50	25.50	25.50	20	42	0.00	0.00	0.00	-	50.00	-	-	-	-	-	-	-	-	-	-	-	-	-	-	-	-	-	-	-	-	1,550
1,575	15.50	15.50	15.50	15.50	15.50	20	63	27.00	28.50	27.00	28.50	28.50	40	1	-	-	-	-	-	-	-	-	-	-	-	-	-	-	-	-	-	-	1,575
1,600	0.00	0.00	0.00	-	15.00	-	8	0.00	0.00	0.00	-	32.25	-	44	-	-	-	-	-	-	-	-	-	-	-	-	-	-	-	-	-	-	1,600
1,625	0.00	0.00	0.00	-	10.00	-	65	0.00	0.00	0.00	-	25.50	-	-	-	-	-	-	-	-	-	-	-	-	-	-	-	-	-	-	-	-	1,625
1,650	0.00	0.00	0.00	-	6.60	-	22	0.00	0.00	0.00	-	19.75	-	-	-	-	-	-	-	-	-	-	-	-	-	-	-	-	-	-	-	-	1,650
1,675	0.00	0.00	0.00	-	4.20	-	1	0.00	0.00	0.00	-	15.25	-	-	-	-	-	-	-	-	-	-	-	-	-	-	-	-	-	-	-	-	1,675
1,700	0.00	0.00	0.00	-	2.60	-	-	0.00	0.00	0.00	-	11.50	-	-	-	-	-	-	-	-	-	-	-	-	-	-	-	-	-	-	-	-	1,700
1,725	0.00	0.00	0.00	-	1.60	-	-	0.00	0.00	0.00	-	8.70	-	-	-	-	-	-	-	-	-	-	-	-	-	-	-	-	-	-	-	-	1,725
1,750	0.00	0.00	0.00	-	0.91	-	-	0.00	0.00	0.00	-	6.40	-	-	-	-	-	-	-	-	-	-	-	-	-	-	-	-	-	-	-	-	1,750
1,775	0.00	0.00	0.00	-	0.51	-	-	0.00	0.00	0.00	-	4.70	-	-	-	-	-	-	-	-	-	-	-	-	-	-	-	-	-	-	-	-	1,775
1,800	-	-	-	-	-	-	-	0.00	0.00	0.00	-	3.40	-	-	-	-	-	-	-	-	-	-	-	-	-	-	-	-	-	-	-	-	1,800
1,825	-	-	-	-	-	-	-	0.00	0.00	0.00	-	2.50	-	-	-	-	-	-	-	-	-	-	-	-	-	-	-	-	-	-	-	-	1,825
1,850	-	-	-	-	-	-	-	0.00	0.00	0.00	-	1.80	-	-	-	-	-	-	-	-	-	-	-	-	-	-	-	-	-	-	-	-	1,850
1,875	-	-	-	-	-	-	-	0.00	0.00	0.00	-	1.20	-	-	-	-	-	-	-	-	-	-	-	-	-	-	-	-	-	-	-	-	1,875
1,900	-	-	-	-	-	-	-	0.00	0.00	0.00	-	0.86	-	-	-	-	-	-	-	-	-	-	-	-	-	-	-	-	-	-	-	-	1,900
1,925	-	-	-	-	-	-	-	0.00	0.00	0.00	-	0.60	-	-	-	-	-	-	-	-	-	-	-	-	-	-	-	-	-	-	-	-	1,925

FTSE/Athex Large Cap

(Trade Unit: 1 Index Point x 2€ - Exercise Style: European, Cash Settlement)

Call Options														Put Options																		
August 2020							September 2020							Other Months		August 2020							September 2020							Other Months		Exercise Price
Open price	Price max	Price min	Last price	Closing price	Volume	Open Interest	Open price	Price max	Price min	Last price	Closing price	Volume	Open Interest	Volume	Open Interest	Open price	Price max	Price min	Last price	Closing price	Volume	Open Interest	Open price	Price max	Price min	Last price	Closing price	Volume	Open Interest	Volume	Open Interest	
1,950	-	-	-	-	-	-	0.00	0.00	0.00	-	0.41	-	-			-	-	-	-	-	-	-	0.00	0.00	0.00	-	423.00	-	-			1,950
1,975	-	-	-	-	-	-	0.00	0.00	0.00	-	0.28	-	-			-	-	-	-	-	-	-	0.00	0.00	0.00	-	448.00	-	-			1,975
2,000	-	-	-	-	-	-	0.00	0.00	0.00	-	0.19	-	-			-	-	-	-	-	-	-	0.00	0.00	0.00	-	473.00	-	-			2,000
2,050	-	-	-	-	-	-	0.00	0.00	0.00	-	0.08	-	-			-	-	-	-	-	-	-	0.00	0.00	0.00	-	523.00	-	-			2,050
2,100	-	-	-	-	-	-	0.00	0.00	0.00	-	0.03	-	-			-	-	-	-	-	-	-	0.00	0.00	0.00	-	572.00	-	-			2,100
2,150	-	-	-	-	-	-	0.00	0.00	0.00	-	0.01	-	-			-	-	-	-	-	-	-	0.00	0.00	0.00	-	622.00	-	-			2,150
2,200	-	-	-	-	-	-	0.00	0.00	0.00	-	0.01	-	-			-	-	-	-	-	-	-	0.00	0.00	0.00	-	672.00	-	-			2,200
2,250	-	-	-	-	-	-	0.00	0.00	0.00	-	0.01	-	-			-	-	-	-	-	-	-	0.00	0.00	0.00	-	722.00	-	-			2,250
2,300	-	-	-	-	-	-	0.00	0.00	0.00	-	0.01	-	-			-	-	-	-	-	-	-	0.00	0.00	0.00	-	772.00	-	-			2,300
2,350	-	-	-	-	-	-	0.00	0.00	0.00	-	0.01	-	-			-	-	-	-	-	-	-	0.00	0.00	0.00	-	822.00	-	-			2,350
2,400	-	-	-	-	-	-	0.00	0.00	0.00	-	0.01	-	-			-	-	-	-	-	-	-	0.00	0.00	0.00	-	872.00	-	-			2,400
2,450	-	-	-	-	-	-	0.00	0.00	0.00	-	0.01	-	-			-	-	-	-	-	-	-	0.00	0.00	0.00	-	921.00	-	-			2,450
2,500	-	-	-	-	-	-	0.00	0.00	0.00	-	0.01	-	-			-	-	-	-	-	-	-	0.00	0.00	0.00	-	971.00	-	-			2,500
2,550	-	-	-	-	-	-	0.00	0.00	0.00	-	0.01	-	-			-	-	-	-	-	-	-	0.00	0.00	0.00	-	1,021.00	-	-			2,550
2,600	-	-	-	-	-	-	0.00	0.00	0.00	-	0.01	-	-			-	-	-	-	-	-	-	0.00	0.00	0.00	-	1,071.00	-	-			2,600
Totals:						66	301					91	65	0	0							12	461				42	323	0	0		
Number of Trades:						8						7		0								4				5			0			

ALPHA BANK (CR)

(Contract Size: 100 Securities, Exercise Style: American, Physical Delivery)

Call Options														Put Options																		
August 2020							September 2020							Other Months		August 2020							September 2020							Other Months		Exercise Price
Open price	Price max	Price min	Last price	Closing price	Volume	Open Interest	Open price	Price max	Price min	Last price	Closing price	Volume	Open Interest	Volume	Open Interest	Open price	Price max	Price min	Last price	Closing price	Volume	Open Interest	Open price	Price max	Price min	Last price	Closing price	Volume	Open Interest	Volume	Open Interest	
0.250	0.000	0.000	0.000	0.302	-	-	0.000	0.000	0.000	0.303	-	-				0.000	0.000	0.000	0.001	-	-	0.000	0.000	0.000	0.001	-	-				0.003	
0.300	0.000	0.000	0.000	0.252	-	-	0.000	0.000	0.000	0.253	-	-				0.000	0.000	0.000	0.001	-	-	0.000	0.000	0.000	0.001	-	-				0.003	
0.350	0.000	0.000	0.000	0.203	-	-	0.000	0.000	0.000	0.205	-	-				0.000	0.000	0.000	0.001	-	-	0.000	0.000	0.000	0.002	-	-				0.004	
0.400	0.000	0.000	0.000	0.156	-	-	0.000	0.000	0.000	0.159	-	-				0.000	0.000	0.000	0.003	-	-	0.000	0.000	0.000	0.006	-	-				0.004	
0.450	0.000	0.000	0.000	0.113	-	-	0.000	0.000	0.000	0.119	-	-				0.000	0.000	0.000	0.010	-	-	0.000	0.000	0.000	0.016	-	-				0.005	
0.500	0.000	0.000	0.000	0.077	-	-	0.000	0.000	0.000	0.086	-	-				0.000	0.000	0.000	0.024	-	-	0.000	0.000	0.000	0.032	-	-				0.005	
0.550	0.000	0.000	0.000	0.049	-	-	0.000	0.000	0.000	0.059	-	-				0.000	0.000	0.000	0.046	-	-	0.000	0.000	0.000	0.055	-	-				0.006	
0.600	0.000	0.000	0.000	0.030	-	-	0.000	0.000	0.000	0.039	-	100				0.000	0.000	0.000	0.077	-	20	0.000	0.000	0.000	0.086	-	-				0.006	
0.650	0.000	0.000	0.000	0.017	-	-	0.000	0.000	0.000	0.026	-	-				0.000	0.000	0.000	0.115	-	-	0.000	0.000	0.000	0.122	-	-				0.007	
0.700	0.000	0.000	0.000	0.009	-	-	0.000	0.000	0.000	0.016	-	-				0.000	0.000	0.000	0.157	-	-	0.000	0.000	0.000	0.163	-	-				0.007	
0.750	0.000	0.000	0.000	0.005	-	-	0.000	0.000	0.000	0.010	-	-				0.000	0.000	0.000	0.202	-	-	0.000	0.000	0.000	0.207	-	-				0.008	
0.800	0.000	0.000	0.000	0.003	-	-	0.000	0.000	0.000	0.006	-	-				0.000	0.000	0.000	0.250	-	-	0.000	0.000	0.000	0.253	-	-				0.008	
0.850	0.000	0.000	0.000	0.001	-	-	0.000	0.000	0.000	0.004	-	-				0.000	0.000	0.000	0.299	-	-	0.000	0.000	0.000	0.300	-	-				0.009	
0.900	0.000	0.000	0.000	0.001	-	-	0.000	0.000	0.000	0.002	-	-				0.000	0.000	0.000	0.348	-	-	0.000	0.000	0.000	0.349	-	-				0.009	
0.950	0.000	0.000	0.000	0.001	-	-	0.000	0.000	0.000	0.001	-	-				0.000	0.000	0.000	0.398	-	-	0.000	0.000	0.000	0.398	-	-				0.010	
1.000					-	-	0.000	0.000	0.000	0.001	-	-									-	-	0.000	0.000	0.000	0.448	-	-				0.010
1.100					-	-	0.000	0.000	0.000	0.001	-	-									-	-	0.000	0.000	0.000	0.548	-	-				0.011
1.200					-	-	0.000	0.000	0.000	0.001	-	-									-	-	0.000	0.000	0.000	0.648	-	-				0.012
1.300					-	-	0.000	0.000	0.000	0.001	-	-									-	-	0.000	0.000	0.000	0.748	-	-				0.013
1.400					-	-	0.000	0.000	0.000	0.001	-	-									-	-	0.000	0.000	0.000	0.848	-	-				0.014
1.500					-	-	0.000	0.000	0.000	0.001	-	-									-	-	0.000	0.000	0.000	0.948	-	-				0.015
1.600					-	-	0.000	0.000	0.000	0.001	-	-									-	-	0.000	0.000	0.000	1.05	-	-				0.016
1.700					-	-	0.000	0.000	0.000	0.001	-	-									-	-	0.000	0.000	0.000	1.15	-	-				0.017
1.800					-	-	0.000	0.000	0.000	0.001	-	-									-	-	0.000	0.000	0.000	1.25	-	-				0.018
1.900					-	-	0.000	0.000	0.000	0.001	-	-									-	-	0.000	0.000	0.000	1.35	-	-				0.019
2.000					-	-	0.000	0.000	0.000	0.004	-	-									-	-	0.000	0.000	0.000	1.45	-	-				0.020
2.200					-	-	0.000	0.000	0.000	0.002	-	-									-	-	0.000	0.000	0.000	1.65	-	-				0.022
2.400					-	-	0.000	0.000	0.000	0.001	-	-									-	-	0.000	0.000	0.000	1.85	-	-				0.024
2.600					-	-	0.000	0.000	0.000	0.001	-	-									-	-	0.000	0.000	0.000	2.05	-	-				0.026
2.800					-	-	0.000	0.000	0.000	0.001	-	-									-	-	0.000	0.000	0.000	2.25	-	-				0.028
Totals:					0	0					0	100	0	0					0	20					0	0	0	0				
Number of Trades:					0						0		0							0.00					0		0					

NATIONAL BANK (CR)

(Contract Size: 100 Securities, Exercise Style: American, Physical Delivery)

Call Options														Put Options																				
Exercise Price	August 2020						September 2020						Other Months		August 2020						September 2020						Other Months		Exercise Price					
	Open price	Price max	Price min	Last price	Closing price	Volume	Open Interest	Open price	Price max	Price min	Last price	Closing price	Volume	Open Interest	Volume	Open Interest	Open price	Price max	Price min	Last price	Closing price	Volume	Open Interest	Open price	Price max	Price min	Last price	Closing price		Volume	Open Interest	Volume	Open Interest	
0.600						-	0.000	0.000	0.000		0.592	-	-			0.000	0.000	0.000		0.001	-	-			0.000	0.000	0.000		0.001	-	-		0.006	
0.650	0.000	0.000	0.000		0.541	-	0.000	0.000	0.000		0.542	-	-			0.000	0.000	0.000		0.001	-	-			0.000	0.000	0.000		0.001	-	-		0.007	
0.700	0.000	0.000	0.000		0.491	-	0.000	0.000	0.000		0.493	-	-			0.000	0.000	0.000		0.001	-	-			0.000	0.000	0.000		0.001	-	-		0.007	
0.750	0.000	0.000	0.000		0.441	-	0.000	0.000	0.000		0.445	-	-			0.000	0.000	0.000		0.001	-	-			0.000	0.000	0.000		0.003	-	-		0.008	
0.800	0.000	0.000	0.000		0.391	-	0.000	0.000	0.000		0.398	-	-			0.000	0.000	0.000		0.002	-	-			0.000	0.000	0.000		0.006	-	-		0.008	
0.850	0.000	0.000	0.000		0.342	-	0.000	0.000	0.000		0.352	-	-			0.000	0.000	0.000		0.001	-	-			0.000	0.000	0.000		0.010	-	-		0.009	
0.900	0.000	0.000	0.000		0.293	-	0.000	0.000	0.000		0.309	-	-			0.000	0.000	0.000		0.002	-	-			0.000	0.000	0.000		0.016	-	-		0.009	
0.950	0.000	0.000	0.000		0.246	-	0.000	0.000	0.000		0.268	-	-			0.000	0.000	0.000		0.005	-	-			0.000	0.000	0.000		0.026	-	-		0.010	
1.000	0.000	0.000	0.000		0.202	-	0.000	0.000	0.000		0.231	-	-			0.000	0.000	0.000		0.011	-	-			0.000	0.000	0.000		0.038	-	-		0.010	
1.100	0.000	0.000	0.000		0.126	-	0.000	0.000	0.000		0.166	-	-			0.000	0.000	0.000		0.035	-	-			0.000	0.000	0.000		0.073	-	-		0.011	
1.200	0.000	0.000	0.000		0.070	-	0.000	0.000	0.000		0.115	-	-			0.000	0.000	0.000		0.079	-	-			0.000	0.000	0.000		0.122	-	-		0.012	
1.300	0.000	0.000	0.000		0.034	-	0.000	0.000	0.000		0.077	-	-			0.000	0.000	0.000		0.143	-	-			0.000	0.000	0.000		0.184	-	-		0.013	
1.400	0.000	0.000	0.000		0.016	-	0.000	0.000	0.000		0.051	-	10			0.000	0.000	0.000		0.224	-	-			0.000	0.000	0.000		0.257	-	-		0.014	
1.500	0.000	0.000	0.000		0.006	-	0.000	0.000	0.000		0.032	-	-			0.000	0.000	0.000		0.315	-	-			0.000	0.000	0.000		0.339	-	-		0.015	
1.600	0.000	0.000	0.000		0.002	-	0.000	0.000	0.000		0.020	-	-			0.000	0.000	0.000		0.411	-	-			0.000	0.000	0.000		0.427	-	-		0.016	
1.700	0.000	0.000	0.000		0.001	-	0.000	0.000	0.000		0.012	-	-			0.000	0.000	0.000		0.510	-	-			0.000	0.000	0.000		0.519	-	-		0.017	
1.800	0.000	0.000	0.000		0.001	-	0.000	0.000	0.000		0.007	-	-			0.000	0.000	0.000		0.610	-	-			0.000	0.000	0.000		0.614	-	-		0.018	
1.900	0.000	0.000	0.000		0.001	-	0.000	0.000	0.000		0.004	-	-			0.000	0.000	0.000		0.710	-	-			0.000	0.000	0.000		0.712	-	-		0.019	
2.000	0.000	0.000	0.000		0.001	-	0.000	0.000	0.000		0.003	-	-			0.000	0.000	0.000		0.810	-	-			0.000	0.000	0.000		0.811	-	-		0.020	
2.200						-	0.000	0.000	0.000		0.001	-	-									-	-			0.000	0.000	0.000		1.01	-	-		0.022
2.400						-	0.000	0.000	0.000		0.001	-	-									-	-			0.000	0.000	0.000		1.21	-	-		0.024
2.600						-	0.000	0.000	0.000		0.001	-	-									-	-			0.000	0.000	0.000		1.41	-	-		0.026
2.800						-	0.000	0.000	0.000		0.001	-	-									-	-			0.000	0.000	0.000		1.61	-	-		0.028
3.000						-	0.000	0.000	0.000		0.001	-	-									-	-			0.000	0.000	0.000		1.81	-	-		0.030
3.200						-	0.000	0.000	0.000		0.001	-	-									-	-			0.000	0.000	0.000		2.01	-	-		0.032
3.400						-	0.000	0.000	0.000		0.001	-	-									-	-			0.000	0.000	0.000		2.21	-	-		0.034
3.600						-	0.000	0.000	0.000		0.001	-	-									-	-			0.000	0.000	0.000		2.41	-	-		0.036
3.800						-	0.000	0.000	0.000		0.001	-	-									-	-			0.000	0.000	0.000		2.61	-	-		0.038
4.000						-	0.000	0.000	0.000		0.001	-	-									-	-			0.000	0.000	0.000		2.81	-	-		0.040
4.400						-	0.000	0.000	0.000		0.001	-	-									-	-			0.000	0.000	0.000		3.21	-	-		0.044
Totals:						0	0				0	10	0	0						0	0							0	450	0	0			
Number of Trades:						0					0		0							0.00								0		0				

OPAP (CR)

(Contract Size: 100 Securities, Exercise Style: American, Physical Delivery)

Call Options														Put Options																				
August 2020							September 2020							Other Months		August 2020							September 2020							Other Months		Exercise Price		
Open price	Price max	Price min	Last price	Closing price	Volume	Open Interest	Open price	Price max	Price min	Last price	Closing price	Volume	Open Interest	Volume	Open Interest	Open price	Price max	Price min	Last price	Closing price	Volume	Open Interest	Open price	Price max	Price min	Last price	Closing price	Volume	Open Interest	Volume	Open Interest			
4.000					-	-	0.000	0.000	0.000		4.13	-	-			-	-	0.000	0.000	0.000		0.001	-	-								0.040		
4.400					-	-	0.000	0.000	0.000		3.73	-	-			-	-	0.000	0.000	0.000		0.001	-	-								0.044		
4.800					-	-	0.000	0.000	0.000		3.33	-	-			-	-	0.000	0.000	0.000		0.001	-	-								0.048		
5.200					-	-	0.000	0.000	0.000		2.94	-	-			-	-	0.000	0.000	0.000		0.001	-	-								0.052		
5.600					-	-	0.000	0.000	0.000		2.54	-	-			-	-	0.000	0.000	0.000		0.004	-	-								0.056		
6.000	0.000	0.000	0.000		2.13	-	-	0.000	0.000	0.000		2.15	-	-		0.000	0.000	0.000		0.001	-	-		0.000	0.000	0.000		0.015	-	-		0.060		
6.400	0.000	0.000	0.000		1.73	-	-	0.000	0.000	0.000		1.78	-	-		0.000	0.000	0.000		0.002	-	-		0.000	0.000	0.000		0.039	-	-		0.064		
6.800	0.000	0.000	0.000		1.34	-	-	0.000	0.000	0.000		1.43	-	-		0.000	0.000	0.000		0.011	-	-		0.000	0.000	0.000		0.088	-	-		0.068		
7.200	0.000	0.000	0.000		0.972	-	-	0.000	0.000	0.000		1.11	-	-		0.000	0.000	0.000		0.043	-	-		0.000	0.000	0.000		0.172	-	-		0.072		
7.600	0.000	0.000	0.000		0.650	-	-	0.000	0.000	0.000		0.838	-	-		0.000	0.000	0.000		0.121	-	10		0.000	0.000	0.000		0.297	-	-		0.076		
8.000	0.000	0.000	0.000		0.395	-	-	0.000	0.000	0.000		0.611	-	-		0.000	0.000	0.000		0.266	-	30		0.000	0.000	0.000		0.469	-	-		0.080		
8.400	0.000	0.000	0.000		0.215	-	55	0.000	0.000	0.000		0.431	-	-		0.000	0.000	0.000		0.486	-	10		0.000	0.000	0.000		0.689	-	-		0.084		
8.800	0.000	0.000	0.000		0.106	-	55	0.000	0.000	0.000		0.294	-	-		0.000	0.000	0.000		0.776	-	-		0.000	0.000	0.000		0.953	-	-		0.088		
9.200	0.000	0.000	0.000		0.047	-	152	0.000	0.000	0.000		0.195	-	-		0.000	0.000	0.000		1.12	-	-		0.000	0.000	0.000		1.25	-	-		0.092		
9.600	0.000	0.000	0.000		0.018	-	5	0.000	0.000	0.000		0.126	-	-		0.000	0.000	0.000		1.49	-	-		0.000	0.000	0.000		1.59	-	-		0.096		
10.000	0.000	0.000	0.000		0.007	-	-	0.000	0.000	0.000		0.079	-	-		0.000	0.000	0.000		1.88	-	-		0.000	0.000	0.000		1.94	-	-		0.100		
11.000	0.000	0.000	0.000		0.001	-	-	0.000	0.000	0.000		0.022	-	-		0.000	0.000	0.000		2.88	-	-		0.000	0.000	0.000		2.89	-	-		0.110		
12.000	0.000	0.000	0.000		0.001	-	-	0.000	0.000	0.000		0.005	-	-		0.000	0.000	0.000		3.88	-	-		0.000	0.000	0.000		3.88	-	-		0.120		
13.000	0.000	0.000	0.000		0.001	-	-	0.000	0.000	0.000		0.001	-	-		0.000	0.000	0.000		4.88	-	-		0.000	0.000	0.000		4.88	-	-		0.130		
14.000					-	-	0.000	0.000	0.000		0.002	-	-			-	-	0.000	0.000	0.000		5.88	-	-							0.140			
15.000					-	-	0.000	0.000	0.000		0.001	-	-			-	-	0.000	0.000	0.000		6.88	-	-							0.150			
16.000					-	-	0.000	0.000	0.000		0.001	-	-			-	-	0.000	0.000	0.000		7.88	-	-							0.160			
17.000					-	-	0.000	0.000	0.000		0.001	-	-			-	-	0.000	0.000	0.000		8.88	-	-							0.170			
Totals:					0	267							0	0	0							0	50							0	0	0	0	0
Number of Trades:					0								0	0									0.00							0		0		

OTE (CR)

(Contract Size: 100 Securities, Exercise Style: American, Physical Delivery)

Call Options														Put Options																		
August 2020							September 2020							Other Months		August 2020							September 2020							Other Months		Exercise Price
Open price	Price max	Price min	Last price	Closing price	Volume	Open Interest	Open price	Price max	Price min	Last price	Closing price	Volume	Open Interest	Volume	Open Interest	Open price	Price max	Price min	Last price	Closing price	Volume	Open Interest	Open price	Price max	Price min	Last price	Closing price	Volume	Open Interest	Volume	Open Interest	
7.200					-	-	0.000	0.000	0.000		5.54	-	-			-	-	0.000	0.000	0.000		0.001	-	-								0.072
7.600					-	-	0.000	0.000	0.000		5.14	-	-			-	-	0.000	0.000	0.000		0.001	-	-								0.076
8.000					-	-	0.000	0.000	0.000		4.74	-	-			-	-	0.000	0.000	0.000		0.001	-	-								0.080
8.400					-	-	0.000	0.000	0.000		4.34	-	-			-	-	0.000	0.000	0.000		0.001	-	-								0.084
8.800	0.000	0.000	0.000		3.93	-	-	0.000	0.000	0.000		3.95	-	-		0.000	0.000	0.000		0.001	-	-		0.000	0.000	0.000		0.001	-	-		0.088
9.200	0.000	0.000	0.000		3.53	-	-	0.000	0.000	0.000		3.55	-	-		0.000	0.000	0.000		0.001	-	-		0.000	0.000	0.000		0.002	-	-		0.092
9.600	0.000	0.000	0.000		3.13	-	-	0.000	0.000	0.000		3.15	-	-		0.000	0.000	0.000		0.001	-	-		0.000	0.000	0.000		0.006	-	-		0.096
10.000	0.000	0.000	0.000		2.73	-	-	0.000	0.000	0.000		2.76	-	-		0.000	0.000	0.000		0.001	-	-		0.000	0.000	0.000		0.015	-	-		0.100
11.000	0.000	0.000	0.000		1.75	-	-	0.000	0.000	0.000		1.84	-	-		0.000	0.000	0.000		0.017	-	10		0.000	0.000	0.000		0.088	-	-		0.110
12.000	0.000	0.000	0.000		0.889	-	-	0.000	0.000	0.000		1.07	-	-		0.000	0.000	0.000		0.154	-	10		0.000	0.000	0.000		0.321	-	-		0.120
13.000	0.000	0.000	0.000		0.319	-	42	0.000	0.000	0.000		0.537	-	10		0.000	0.000	0.000		0.584	-	-		0.000	0.000	0.000		0.783	-	-		0.130
14.000	0.000	0.000	0.000		0.076	-	5	0.000	0.000	0.000		0.229	-	60		0.000	0.000	0.000		1.34	-	-		0.000	0.000	0.000		1.48	-	-		0.140
15.000	0.000	0.000	0.000		0.012	-	-	0.000	0.000	0.000		0.084	-	5		0.000	0.000	0.000		2.28	-	-		0.000	0.000	0.000		2.34	-	-		0.150
16.000	0.000	0.000	0.000		0.001	-	-	0.000	0.000	0.000		0.026	-	-		0.000	0.000	0.000		3.28	-	-		0.000	0.000	0.000		3.29	-	-		0.160
17.000	0.000	0.000	0.000		0.001	-	-	0.000	0.000	0.000		0.007	-	-		0.000	0.000	0.000		4.28	-	-		0.000	0.000	0.000		4.28	-	-		0.170
18.000	0.000	0.000	0.000		0.001	-	-	0.000	0.000	0.000		0.002	-	-		0.000	0.000	0.000		5.28	-	-		0.000	0.000	0.000		5.28	-	-		0.180
19.000					-	-	0.000	0.000	0.000		0.001	-	-			-	-	0.000	0.000	0.000		6.28	-	-								0.190
Totals:					0	47						0	75	0	0						0	20						0	5	0	0	
Number of Trades:					0						0						0						0						0			

PIRAEUS BANK (CR)

(Contract Size: 100 Securities, Exercise Style: American, Physical Delivery)

Call Options														Put Options																		
August 2020							September 2020							Other Months		August 2020							September 2020							Other Months		Exercise Price
Open price	Price max	Price min	Last price	Closing price	Volume	Open Interest	Open price	Price max	Price min	Last price	Closing price	Volume	Open Interest	Volume	Open Interest	Open price	Price max	Price min	Last price	Closing price	Volume	Open Interest	Open price	Price max	Price min	Last price	Closing price	Volume	Open Interest	Volume	Open Interest	
0.700					-	-	0.000	0.000	0.000		0.503	-	-			0.000	0.000	0.000		0.001	-	-	0.000	0.000	0.000		0.001	-	-			0.007
0.750	0.000	0.000	0.000	0.451	-	-	0.000	0.000	0.000		0.455	-	-			0.000	0.000	0.000		0.001	-	-	0.000	0.000	0.000		0.003	-	-			0.008
0.800	0.000	0.000	0.000	0.401	-	-	0.000	0.000	0.000		0.408	-	-			0.000	0.000	0.000		0.002	-	-	0.000	0.000	0.000		0.005	-	-			0.008
0.850	0.000	0.000	0.000	0.352	-	-	0.000	0.000	0.000		0.362	-	-			0.000	0.000	0.000		0.001	-	-	0.000	0.000	0.000		0.009	-	-			0.009
0.900	0.000	0.000	0.000	0.303	-	-	0.000	0.000	0.000		0.318	-	-			0.000	0.000	0.000		0.002	-	-	0.000	0.000	0.000		0.016	-	-			0.009
0.950	0.000	0.000	0.000	0.256	-	-	0.000	0.000	0.000		0.278	-	-			0.000	0.000	0.000		0.004	-	-	0.000	0.000	0.000		0.025	-	-			0.010
1.000	0.000	0.000	0.000	0.210	-	-	0.000	0.000	0.000		0.240	-	-			0.000	0.000	0.000		0.009	-	-	0.000	0.000	0.000		0.037	-	-			0.010
1.100	0.000	0.000	0.000	0.132	-	-	0.000	0.000	0.000		0.174	-	-			0.000	0.000	0.000		0.030	-	-	0.000	0.000	0.000		0.071	-	-			0.011
1.200	0.000	0.000	0.000	0.073	-	-	0.000	0.000	0.000		0.121	-	-			0.000	0.000	0.000		0.072	-	-	0.000	0.000	0.000		0.118	-	-			0.012
1.300	0.000	0.000	0.000	0.036	-	-	0.000	0.000	0.000		0.082	-	-			0.000	0.000	0.000		0.135	-	-	0.000	0.000	0.000		0.179	-	-			0.013
1.400	0.000	0.000	0.000	0.016	-	-	0.000	0.000	0.000		0.054	-	14			0.000	0.000	0.000		0.215	-	-	0.000	0.000	0.000		0.251	-	-			0.014
1.500	0.000	0.000	0.000	0.006	-	-	0.000	0.000	0.000		0.035	-	-			0.000	0.000	0.000		0.305	-	-	0.000	0.000	0.000		0.331	-	-			0.015
1.600	0.000	0.000	0.000	0.002	-	-	0.000	0.000	0.000		0.022	-	-			0.000	0.000	0.000		0.401	-	-	0.000	0.000	0.000		0.418	-	-			0.016
1.700	0.000	0.000	0.000	0.001	-	-	0.000	0.000	0.000		0.013	-	-			0.000	0.000	0.000		0.500	-	-	0.000	0.000	0.000		0.510	-	-			0.017
1.800	0.000	0.000	0.000	0.001	-	-	0.000	0.000	0.000		0.008	-	-			0.000	0.000	0.000		0.600	-	-	0.000	0.000	0.000		0.605	-	-			0.018
1.900	0.000	0.000	0.000	0.001	-	-	0.000	0.000	0.000		0.005	-	-			0.000	0.000	0.000		0.700	-	-	0.000	0.000	0.000		0.703	-	-			0.019
2.000	0.000	0.000	0.000	0.003	-	-	0.000	0.000	0.000		0.003	-	-			0.000	0.000	0.000		0.800	-	-	0.000	0.000	0.000		0.801	-	-			0.020
2.200	0.000	0.000	0.000	0.001	-	-	0.000	0.000	0.000		0.001	-	-			0.000	0.000	0.000		1.00	-	-	0.000	0.000	0.000		1.00	-	-			0.022
2.400	0.000	0.000	0.000	0.001	-	-	0.000	0.000	0.000		0.001	-	-			0.000	0.000	0.000		1.20	-	-	0.000	0.000	0.000		1.20	-	-			0.024
2.600					-	-	0.000	0.000	0.000		0.001	-	-								-	-	0.000	0.000	0.000		1.40	-	-			0.026
2.800					-	-	0.000	0.000	0.000		0.001	-	-								-	-	0.000	0.000	0.000		1.60	-	-			0.028
3.000					-	-	0.000	0.000	0.000		0.001	-	-								-	-	0.000	0.000	0.000		1.80	-	-			0.030
3.200					-	-	0.000	0.000	0.000		0.001	-	-								-	-	0.000	0.000	0.000		2.00	-	-			0.032
3.400					-	-	0.000	0.000	0.000		0.001	-	-								-	-	0.000	0.000	0.000		2.20	-	-			0.034
3.600					-	-	0.000	0.000	0.000		0.001	-	-								-	-	0.000	0.000	0.000		2.40	-	-			0.036
3.800					-	-	0.000	0.000	0.000		0.001	-	-								-	-	0.000	0.000	0.000		2.60	-	-			0.038
4.000					-	-	0.000	0.000	0.000		0.001	-	-								-	-	0.000	0.000	0.000		2.80	-	-			0.040
4.400					-	-	0.000	0.000	0.000		0.001	-	-								-	-	0.000	0.000	0.000		3.20	-	-			0.044
4.800					-	-	0.000	0.000	0.000		0.001	-	-								-	-	0.000	0.000	0.000		3.60	-	-			0.048
Totals:					0	0						0	14	0	0						0	0						0	0	0	0	
Number of Trades:					0						0	0						0.00						0	0							

PPC (CR)

(Contract Size: 100 Securities, Exercise Style: American, Physical Delivery)

Call Options														Put Options																				
August 2020							September 2020							Other Months		August 2020							September 2020							Other Months		Exercise Price		
Open price	Price max	Price min	Last price	Closing price	Volume	Open Interest	Open price	Price max	Price min	Last price	Closing price	Volume	Open Interest	Volume	Open Interest	Open price	Price max	Price min	Last price	Closing price	Volume	Open Interest	Open price	Price max	Price min	Last price	Closing price	Volume	Open Interest	Volume	Open Interest			
1.000					-	-	0.000	0.000	0.000		2.86	-	-			-	-	0.000	0.000	0.000		0.001	-	-								0.010		
1.100					-	-	0.000	0.000	0.000		2.76	-	-			-	-	0.000	0.000	0.000		0.001	-	-								0.011		
1.200					-	-	0.000	0.000	0.000		2.66	-	-			-	-	0.000	0.000	0.000		0.001	-	-								0.012		
1.300					-	-	0.000	0.000	0.000		2.56	-	-			-	-	0.000	0.000	0.000		0.001	-	-								0.013		
1.400					-	-	0.000	0.000	0.000		2.46	-	-			-	-	0.000	0.000	0.000		0.001	-	-								0.014		
1.500					-	-	0.000	0.000	0.000		2.36	-	-			-	-	0.000	0.000	0.000		0.001	-	-								0.015		
1.600					-	-	0.000	0.000	0.000		2.26	-	-			-	-	0.000	0.000	0.000		0.001	-	-								0.016		
1.700	0.000	0.000	0.000		2.16	-	-	0.000	0.000	0.000		2.16	-	-			0.000	0.000	0.000		0.001	-	-			0.000	0.000	0.000		0.003	-	-	0.017	
1.800	0.000	0.000	0.000		2.06	-	-	0.000	0.000	0.000		2.07	-	-			0.000	0.000	0.000		0.001	-	-			0.000	0.000	0.000		0.001	-	-	0.018	
1.900	0.000	0.000	0.000		1.96	-	-	0.000	0.000	0.000		1.97	-	-			0.000	0.000	0.000		0.002	-	-			0.000	0.000	0.000		0.001	-	-	0.019	
2.000	0.000	0.000	0.000		1.86	-	-	0.000	0.000	0.000		1.87	-	-			0.000	0.000	0.000		0.001	-	-			0.000	0.000	0.000		0.001	-	-	0.020	
2.200	0.000	0.000	0.000		1.66	-	-	0.000	0.000	0.000		1.67	-	-			0.000	0.000	0.000		0.001	-	-			0.000	0.000	0.000		0.001	-	-	0.022	
2.400	0.000	0.000	0.000		1.46	-	-	0.000	0.000	0.000		1.47	-	-			0.000	0.000	0.000		0.001	-	-			0.000	0.000	0.000		0.001	-	-	0.024	
2.600	0.000	0.000	0.000		1.26	-	-	0.000	0.000	0.000		1.27	-	-			0.000	0.000	0.000		0.001	-	-			0.000	0.000	0.000		0.004	-	-	0.026	
2.800	0.000	0.000	0.000		1.06	-	-	0.000	0.000	0.000		1.08	-	-			0.000	0.000	0.000		0.001	-	-			0.000	0.000	0.000		0.010	-	-	0.028	
3.000	0.000	0.000	0.000		0.867	-	-	0.000	0.000	0.000		0.895	-	-			0.000	0.000	0.000		0.003	-	-			0.000	0.000	0.000		0.026	-	-	0.030	
3.200	0.000	0.000	0.000		0.675	-	-	0.000	0.000	0.000		0.724	-	-			0.000	0.000	0.000		0.011	-	-			0.000	0.000	0.000		0.055	-	-	0.032	
3.400	0.000	0.000	0.000		0.498	-	-	0.000	0.000	0.000		0.570	-	-			0.000	0.000	0.000		0.033	-	76			0.000	0.000	0.000		0.101	-	-	0.034	
3.600	0.000	0.000	0.000		0.342	-	-	0.000	0.000	0.000		0.437	-	-			0.000	0.000	0.000		0.078	-	85			0.000	0.000	0.000		0.167	-	-	0.036	
3.800	0.000	0.000	0.000		0.221	-	10	0.000	0.000	0.000		0.326	-	-			0.000	0.000	0.000		0.156	-	-			0.000	0.000	0.000		0.255	-	-	0.038	
4.000	0.000	0.000	0.000		0.130	-	10	0.000	0.000	0.000		0.237	-	-			0.000	0.000	0.000		0.265	-	50			0.000	0.000	0.000		0.366	-	-	0.040	
4.400	0.000	0.000	0.000		0.037	-	-	0.000	0.000	0.000		0.116	-	-			0.000	0.000	0.000		0.572	-	-			0.000	0.000	0.000		0.646	-	-	0.044	
4.800	0.000	0.000	0.000		0.008	-	-	0.000	0.000	0.000		0.051	-	-			0.000	0.000	0.000		0.945	-	-			0.000	0.000	0.000		0.981	-	-	0.048	
5.200	0.000	0.000	0.000		0.001	-	-	0.000	0.000	0.000		0.021	-	-			0.000	0.000	0.000		1.34	-	-			0.000	0.000	0.000		1.35	-	-	0.052	
5.600	0.000	0.000	0.000		0.001	-	-	0.000	0.000	0.000		0.008	-	-			0.000	0.000	0.000		1.74	-	-			0.000	0.000	0.000		1.74	-	-	0.056	
6.000	0.000	0.000	0.000		0.001	-	-	0.000	0.000	0.000		0.003	-	-			0.000	0.000	0.000		2.14	-	-			0.000	0.000	0.000		2.14	-	-	0.060	
6.400					-	-	0.000	0.000	0.000		0.001	-	-			-	-	0.000	0.000	0.000		2.54	-	-			0.000	0.000	0.000		2.54	-	-	0.064
Totals:					0	20						0	0			0	211						0	0			0	0			0	0		
Number of Trades:					0						0	0			0.00						0	0			0	0			0	0				

Lending Products	Underlying Title	Multilateral Transactions[1]					Bilateral Transactions[2]		Stock Borrowing through OTC (volume)[3]
		Open Interest[5]	Volume(Offered)	Average Weighted	Transactions volume	Average Weighted	Transactions Volume	Average Weighted	Transactions Volume
ADMIEBOR	ADMIE (IPTO) HOLDING S.A. (CR)	---	---	---	---	---	---	126,344	
AEGNBOR	AEGEAN AIRLINES (CR)	1,086	---	---	---	---	---	36,711	
ALPHABOR	ALPHA BANK (CR)	3,000	---	---	100,000	4.21%	---	43,344,068	
ALMYBOR	ALUMIL (CR)	---	---	---	---	---	---	---	
TATTBOR	ATTICA BANK S.A. (CR)	13,603	---	---	---	---	---	370	
EEEBOR	CC HBC AG (CR)	2,840	---	---	---	---	700	6.50%	70,546
CENERBOR	CENERGY HOLDINGS (CB)	---	---	---	---	---	---	---	
ELLAKTORBOR	ELLAKTOR (CR)	16,000	---	---	---	---	---	187,898	
EUROBBOR	EUROBANK HOLDINGS (CR)	19,500	---	---	---	---	---	49,618,591	
EYDAPBOR	EYDAP S.A. (CR)	3,200	---	---	---	---	---	232,781	
FFGRPBOR	FOLLI FOLLIE (CR)	---	---	---	---	---	---	1,120,847	
FOYRKBOR	FOURLIS (CR)	2,549	---	---	---	---	---	33,892	
GEKTERNABOR	GEK TERNA (CR)	---	---	---	---	---	---	98,593	
SARBOR	GR. SARANTIS S.A. (CR)	---	---	---	---	---	---	16,512	
EXAEBOR	HELLENIC EXCHANGES-A.S.E. (CR)	5,000	---	---	---	---	---	123,565	
ELPEBOR	HELLENIC PETROLEUM (CR)	360	---	---	---	---	---	125,943	
INTRKBOR	INTRACOM HOLDINGS (CR)	---	---	---	---	---	---	---	
BELABOR	JUMBO SA (CR)	51,652	---	---	200	2.65%	---	103,098	
LAMDABOR	LAMDA DEVELOPMENT SA (CR)	100	---	---	---	---	---	13,000	
MIGBOR	MARFIN INVESTMENT GROUP (CR)	---	---	---	---	---	---	794,474	
MOHBOR	MOTOR OIL (CR)	3,000	---	---	---	---	---	181,743	
MYTILBOR	MYTILINEOS (CR)	2,000	---	---	---	---	---	52,742	
ETEBOR	NATIONAL BANK (CR)	5,000	---	---	---	---	---	9,807,674	
OPAPBOR	OPAP (CR)	2,153	---	---	---	---	---	1,390,593	
HTOBOR	OTE (CR)	58,300	---	---	---	---	---	561,257	
PPABOR	P.P.A. S.A. (CR)	735	---	---	---	---	---	10,401	
TPEIRBOR	PIRAEUS BANK (CR)	15,815	---	---	3,000	2.65%	---	17,395,559	
PLAISBOR	PLAISIO COMPUTERS SA (CR)	---	---	---	---	---	---	4,000	
PPCBOR	PPC (CR)	47,000	---	---	---	---	---	5,829,696	
QUALBOR	QUALITY & RELIABILITY SA (CR)	---	---	---	---	---	---	---	
TENERGYBOR	TERNA ENERGY (CR)	23,054	---	---	---	---	---	12,892	

Stock Lending Notes

[1] - Multilateral contracts Lending or Borrowing as per Methods 8-1, 8-2 and 8-3-3 (According to ATHEX BoD Resolution No.17)

[2] - Bilateral Contracts Lending or Borrowing as per Methods 8-3-1 and 8-3-2 (According to ATHEX BoD Resolution No.20)

[3] - The information concerning OTC Stock Borrowing Transactions is based on the statements of the Dematerialised Securities System (DSS) operators involved and refers to volumes that have been registered up until the previous working day.

[4] - Average Price (Volume weighted)

[5] - The Data concerning Open Interest before the start of trading session

Lending Products	Underlying Title	Open Interest[5]	Multilateral Transactions[1]				Bilateral Transactions[2]		Stock Borrowing through OTC (volume)[3]	
			Volume(Offered)	Average Weighted	Transactions volume	Average Weighted	Transactions Volume	Average Weighted	Transactions Volume	
TITCBOR	TITAN CEMENT (CB)	---	---	---	---	---	---	---	207,856	
VIOBOR	VIOHALCO SA/NV (CB)	400	---	---	---	---	---	---	---	

Stock Lending Notes

[1] - Multilateral contracts Lending or Borrowing as per Methods 8-1, 8-2 and 8-3-3 (According to ATHEX BoD Resolution No.17)

[2] - Bilateral Contracts Lending or Borrowing as per Methods 8-3-1 and 8-3-2 (According to ATHEX BoD Resolution No.20)

[3] - The information concerning OTC Stock Borrowing Transactions is based on the statements of the Dematerialised Securities System (DSS) operators involved and refers to volumes that have been registered up until the previous working day.

[4] - Average Price (Volume weighted)

[5] - The Data concerning Open Interest before the start of trading session

Sectors codification for listed companies

12003-	ETF	10101010	Computer Services
10101015	Software	10102030	Computer Hardware
15101010	Telecommunications Equipment	15102015	Telecommunications Services
20101010	Health Care Facilities	20101025	Health Care Services
20102010	Medical Equipment	20103015	Pharmaceuticals
30101010	Banks	30202000	Diversified Financial Services
30202010	Asset Managers & Custodians	30202015	Investment Services
30302010	Full Line Insurance	30302015	Insurance Brokers
35101010	Real Estate Holding and Development	35101015	Real Estate Services
35102000	Diversified REITs	35102030	Office REITs
40201040	Rental & Leasing Services: Consumer	40202010	Home Construction
40202015	Household Furnishings	40202020	Household Appliance
40203040	Electronic Entertainment	40203045	Toys
40204020	Clothing & Accessories	40301010	Entertainment
40301030	Publishing	40301035	Radio & TV Broadcasters
40401010	Diversified Retailers	40401020	Apparel Retailers
40401025	Home Improvement Retailers	40401030	Specialty Retailers
40501010	Airlines	40501015	Travel & Tourism
40501020	Casinos & Gambling	40501025	Hotels & Motels
45101015	Distillers & Vintners	45101020	Soft Drinks
45102010	Farming Fishing Ranching & Plantations	45102020	Food Products
45103010	Tobacco	45201010	Food Retailers & Wholesalers
45201020	Personal Products	50101010	Construction
50101030	Cement	50101035	Building Materials: Other
50202010	Electrical Components	50203000	Diversified Industrials
50203015	Plastics	50203030	Containers & Packaging
50204000	Machinery: Industrial	50204020	Machinery: Construction & Handling
50205010	Industrial Suppliers	50205020	Back Office Support HR & Consulting
50205030	Forms & Bulk Printing Services	50206015	Commercial Vehicles & Parts
50206030	Marine Transportation	50206060	Transportation Services
55101000	Diversified Materials	55101020	Textile Products
55102000	General Mining	55102010	Iron & Steel
55102015	Metal Fabricating	55102035	Aluminum
60101000	Integrated Oil & Gas	60101020	Oil Refining and Marketing
65101010	Alternative Electricity	65101015	Conventional Electricity
65102030	Water		



ATHEX
Athens Stock Exchange

Λεωφ. Αθηνών 110 104 42 Αθήνα
110, Athinon Ave. GR 104 42 Athens
tel. (+30)210-33.66.800, fax (+30)210-33.66.101
www.athexgroup.gr