

20

**Ημερήσιο Δελτίο  
Συναλλακτικής Δραστηριότητας**

Daily Official List  
of Trading Activity

Thursday, 16 July, 2020

Year: 141 Trading Day No: 132



**ATHEXGROUP**  
Athens Exchange Group

**Disclaimer:**

Hellenic Exchanges-Athens Stock Exchange S.A endeavours to ensure that the data and other material ("Information") presented on the Daily Official List are accurate and complete, but it is not liable for any errors or omissions of data or /and for the accuracy, credibility, updating and completeness of the aforesaid information nor it has any liability arising directly or indirectly from the use of the above Information.

The Company is not liable for the accuracy of the data included in listed companies' announcements. Only the sender of such an announcement is fully and solely liable for any infringement of third party's rights from the content of such announcement. All contents of the Daily Official List are provided only for information purposes and do not constitute investment advice or solicitation to invest in securities or other products listed for trading on the Exchange.

You acknowledge and agree that the Company is the owner of any property rights related to any Information appearing on the Daily Official List including intellectual property rights copyright, trademarks, etc.

The above data are a property of the Hellenic Exchanges-Athens Exchange and are copyright protected. Users are forbidden to reproduce, modify, copy, sale, transmit or redistribute, by all reproduction means and methods, part or the whole of the above data, without reference to their source.

The commercial exploitation of these data is, also, forbidden by third parties. Hellenic Exchanges-Athens Exchange does not carry any responsibility, direct or indirect, derived from usage or accidental alteration of the above data when used by third parties.

---

**Hellenic Exchanges – Athens Stock Exchange S.A.**

110 Athinon Ave., 10442 Athens, Tel: (210) 33.66.800, Fax: (210) 32.13.938

[www.athexgroup.gr](http://www.athexgroup.gr)

---

**Thessalonica Stock Exchange Center (T.S.E.C)**

16-18 Katouni Str., Thessalonica 546 25 Tel: (2310) 567.667, Fax: (2310) 530.545

**Athex Members Guarantee Fund**

14-16 Fidiou Str., Athens 106 78, Tel: (210) 33.04.682, Fax: (210) 33.04.155

**Hellenic Republic Capital Market Commission**

1 Kolokotroni Str. & 1 Stadiou Str., Athens 10562 Tel: (210) 33.77.100 Fax: (210) 33.77.173

---

**Table of Contents**

---

**Section 1: Statistical Figures of Securities, Derivatives and Lending**

Summary of Markets

Athex Indices

Analytic Figures for Athex Market's Boards and Categories

Trading Details by Athex Sectors and Financial Instruments (ETFs)

Top 10 best &amp; worst performing Shares

Derivatives Summary

**Section 2: Analytic Figures of Shares Transactions**

Analytic Figures of Shares Transactions

Shares' Notes

**Section 3: Figures of Securities Transactions**

Securities Blocks Details

Shares Rights Details

Stock Borrowing

Securities Forced Sales

Forced Sales Registered Shares

Exchange Traded Funds (ETFs) Characteristics

**Section 5: Bonds traded in Fixed Income Assets Market**

Convertible Corporate Bonds - Regulated Market

Non Convertible Corporate Bonds - Regulated Market

Government Bonds

Treasury Bills &amp; Zero Coupon Government Bonds

Government Bonds Traded with the Open Outcry Method

State Banks Bonds

**Section 6: Additional Infos**

Athex &amp; ATHEXClear Members List

List of Stocks under Market Making operations

**Section 7: Derivatives Market Analytic Figures**

Index Futures

Stock Futures

Index Options

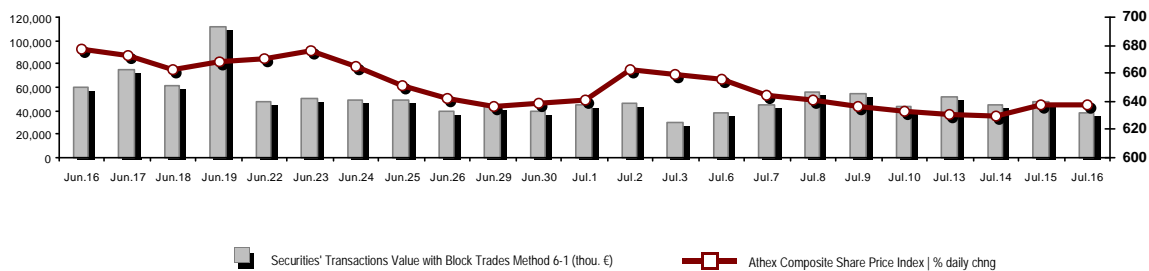
Stock Options

Stock Lending Analytic Figures

**Appendix A: Sectors codification for listed companies**

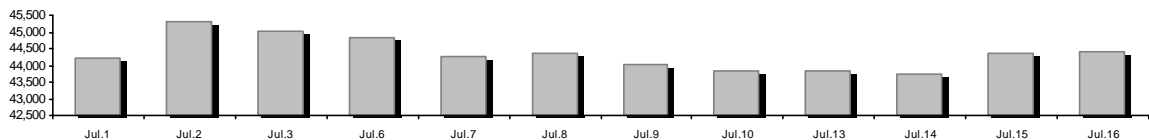
## Summary of Markets

Athex Composite Share Price Index vs Shares and Derivatives Transactions Value

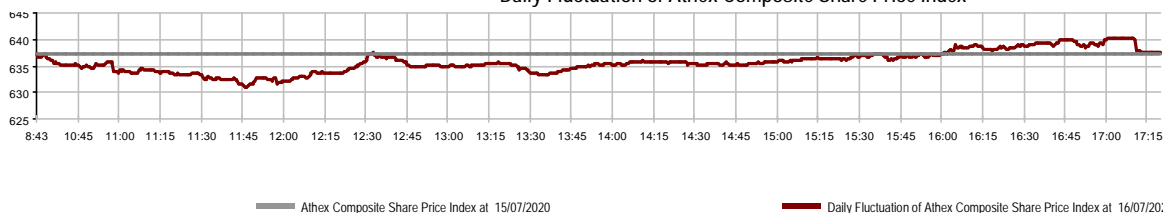


Athex Capitalisation (mill. €) **:	44,382.61		Derivatives Total Open Interest	298,475
Daily change: mill. €   %	40.84	0.09%	in Index Futures   % daily chng	6,609 10.93%
Yearly Avg Capitalisation: mill. €   % chng prev year Avg	48,788.42	-10.94%	in Stock Futures   % daily chng	288,807 1.66%
Athex Composite Share Price Index   % daily chng	637.55	0.04%	in Index Options   % daily chng	2,075 2.72%
Athex Composite Share Price Index Capitalisation (mill. €)	39,187.47		in Stock Options   % daily chng	984 0.51%
Daily change (mill. €)	-15.69			
Securities' Transactions Value with Block Trades Method 6-1 (t)	38,835.98		Derivatives Contracts Volume:	17,867
Daily change: %	-9,119.91	-19.02%	Daily change: pieces   %	-15,285 -46.11%
YTD Avg Trans. Value: thou. €   % chng prev year Avg	71,642.09	8.87%	YTD Avg Derivatives Contracts % chng prev year Avg	38,721 -7.58%
Blocks Transactions Value of Method 6-1 (thou. €)	5,415.83		Derivatives Trades Number:	1,389
Blocks Transactions Value of Method 6-2 & 6-3 (thou. €)	0.00		Daily change: number   %	-911 -39.61%
Bonds Transactions Value (thou.€)	768.21		YTD Avg Trades number % chng prev year Avg	2,788 -2.15%
Securities' Transactions Volume with Block Trades Method 6-1 (th	23,693.75		Lending Total Open Interest	167,436
Daily change: thou. pieces   %	-3,132.77	-11.68%	Daily change: pieces   %	14,115 9.21%
YTD Avg Volume: % chng prev year Avg	47,262.35	48.87%	Lending Volume (Multilateral/Bilateral)	71,874
Blocks Transactions Volume of Method 6-1 (thou. Pieces)	4,845.20		Daily change: pieces   %	55,910
Blocks Transactions Volume of Method 6-2 & 6-3 (thou. Pieces)	0.00		Multilateral Lending	2,074
Bonds Transactions Volume	757,095		Bilateral Lending	69,800
Securities' Trades Number with Block Trades Method 6-1	24,695		Lending Trades Number:	26
Daily change: number   %	-4,965	-16.74%	Daily change: %	17
YTD Avg Trades number % chng prev year Avg	35,332	30.14%	Multilateral Lending Trades Number	2
Number of Blocks Method 6-1	6		Bilateral Lending Trades Number	24
Number of Blocks Method 6-2 & 6-3	0			
Number of Bonds Transactions	32			

Athex Capitalisation (mill. €) \*\*



Daily Fluctuation of Athex Composite Share Price Index



## Athex Indices

Index name	16/07/2020	15/07/2020	pts.	%	Min	Max	Year min	Year max	Year change
Athex Composite Share Price Index	637.55 #	637.29	0.26	0.04%	630.98	640.16	469.55	949.20	-30.45% €
FTSE/Athex Large Cap	1,544.01 #	1,542.46	1.55	0.10%	1,523.85	1,549.60	1,135.79	2,371.26	-32.81% €
FTSE/Athex Mid Cap Index	838.99 #	826.80	12.19	1.47%	826.80	838.99	659.09	1,298.86	-29.80% €
FTSE/ATHEX-CSE Banking Index	251.17 €	255.28	-4.11	-1.61%	250.41	256.05	199.24	673.55	-62.51% €
FTSE/ATHEX High Dividend Yield Index	2,360.83 #	2,341.87	18.96	0.81%	2,333.36	2,369.88	1,730.40	3,015.23	-19.74% €
FTSE/ATHEX Global Traders Index Plus	1,775.10 #	1,770.23	4.87	0.28%	1,751.30	1,778.51	1,269.53	2,435.50	-23.44% €
FTSE/ATHEX Mid & Small Cap Factor-Weighted Ind	2,482.39 #	2,447.00	35.39	1.45%	2,447.00	2,484.76	2,028.59	3,205.70	-16.58% €
ATHEX Select Index Plus	2,374.38 #	2,356.48	17.90	0.76%	2,340.32	2,386.66	1,698.34	3,182.42	-20.79% €
ATHEX Select Index	2,304.94 #	2,291.92	13.02	0.57%	2,287.33	2,310.99	1,734.15	3,581.16	-29.58% €
FTSE/Athex Market Index	386.59 €	387.10	-0.51	-0.13%	382.06	388.19	282.92	587.56	-32.04% €
FTSE Med Index	4,009.29 #	3,903.42	105.87	2.71%			3,062.99	5,342.28	-19.47% €
Athex Composite Index Total Return Index	1,066.19 #	1,065.76	0.43	0.04%	1,055.20	1,070.56	770.25	1,557.05	-28.71% €
FTSE/Athex Large Cap Total Return	2,353.03 #	2,350.67	2.36	0.10%			1,760.89	3,542.27	-31.06% €
FTSE/Athex Mid Cap Total Return	1,037.14 #	1,020.78	16.36	1.60%			818.92	1,582.98	-28.81% €
FTSE/ATHEX-CSE Banking Total Return Index	219.99 €	223.59	-3.60	-1.61%			176.97	588.56	-62.50% €
Hellenic Mid & Small Cap Index	970.22 #	961.90	8.32	0.86%	956.06	973.07	701.19	1,312.90	-22.60% €
FTSE/Athex Banks	331.85 €	337.28	-5.43	-1.61%	330.85	338.30	263.25	889.92	-62.51% €
FTSE/Athex Insurance	1,419.11 ~	1,419.11	0.00	0.00%	1,411.14	1,423.09	1,076.29	2,088.80	-29.92% €
FTSE/Athex Financial Services	665.01 €	665.23	-0.22	-0.03%	661.37	670.60	548.44	1,123.81	-33.29% €
FTSE/Athex Industrial Goods & Services	1,958.00 €	1,961.56	-3.56	-0.18%	1,941.61	1,961.78	1,302.84	2,712.84	-23.56% €
FTSE/Athex Retail	48.50 #	47.93	0.57	1.19%	47.93	49.10	38.18	75.77	-30.36% €
FTSE/ATHEX Real Estate	3,987.81 #	3,978.79	9.02	0.23%	3,972.68	4,017.15	2,945.19	5,826.74	-27.03% €
FTSE/Athex Consumer Goods & Services	8,637.85 #	8,414.38	223.47	2.66%	8,220.20	8,670.67	5,596.91	10,280.00	-11.95% €
FTSE/Athex Food & Beverage	8,522.46 €	8,717.64	-195.18	-2.24%	8,481.45	8,717.64	5,768.28	13,004.12	-24.34% €
FTSE/Athex Basic Resources	4,088.64 #	3,850.63	238.01	6.18%	3,810.67	4,088.64	2,713.19	7,435.44	-36.69% €
FTSE/Athex Construction & Materials	2,107.71 #	2,101.12	6.59	0.31%	2,063.52	2,110.94	1,403.78	3,344.96	-31.64% €
FTSE/Athex Energy	3,079.40 €	3,113.86	-34.46	-1.11%	3,056.75	3,131.93	2,268.39	5,154.35	-39.00% €
FTSE/Athex Travel & Leisure	1,418.71 #	1,390.84	27.87	2.00%	1,378.15	1,418.71	904.20	2,084.49	-26.86% €
FTSE/Athex Technology	725.54 €	728.69	-3.15	-0.43%	719.70	732.58	537.98	1,029.21	-19.42% €
FTSE/Athex Telecommunications	3,368.82 #	3,343.53	25.29	0.76%	3,338.63	3,420.42	2,480.07	3,960.95	-14.17% €
FTSE/Athex Utilities	3,276.12 #	3,235.44	40.68	1.26%	3,234.03	3,301.80	1,865.80	3,447.76	2.85% #
FTSE/Athex Health Care	432.47 €	439.44	-6.97	-1.59%	420.92	439.44	395.48	508.96	-14.33% €
Athex All Share Index	155.94 #	155.83	0.11	0.07%	155.94	155.94	122.81	223.49	-27.69% €
Hellenic Corporate Bond Index	116.21 #	116.14	0.08	0.07%			106.56	121.22	-3.37% €
Hellenic Corporate Bond Price Index	90.77 #	90.72	0.05	0.06%			84.04	96.15	-5.16% €

Note 1: FTSE/Med 100, Hellenic Corporate Bond Price Index and Hellenic Corporate Bond Index closing prices refer to the previous trading day of 14/07/2020.

Note 2: The Hellenic Mid & Small Cap Index is a Customized index calculated by the Athens Exchange.

## Analytic Figures for Athex Market's Boards and Categories

	Total Traded Securities	Main Market	Surveillance	Exchange Traded Funds (ETFs)
Totals	116	105	11	0
Gain / Lose / Same:	54 / 43 / 19	46 / 42 / 17	8 / 1 / 2	0 / 0 / 0
Athex Capitalisation (mill. €) **	44,382.61	44,134.63	247.99	
Daily Average Trans/ons Value(thou.€)	71,642.09	71,614.18	77.63	59.41
Transactions Value	38,835.98	38,744.68	91.29	0.00
Main Board:	33,420.15	33,328.86	91.29	0.00
Blocks Board 6_2_3:	5,415.83	5,415.83	0.00	0.00
Forced Sales Board:	0.00	0.00	0.00	0.00
Special Terms Board:	0.00	0.00	0.00	0.00
Daily Average Transactions Volume	47,262,354	46,787,912	506,723	3,167
Transactions Volume	23,693,745	22,761,780	931,965	0
Main Board:	18,848,543	17,916,578	931,965	0
Blocks Board 6_2_3:	4,845,202	4,845,202	0	0
Forced Sales Board:	0	0	0	0
Special Terms Board:	0	0	0	0
Daily Average Number of Trades	35,332	35,193	136	4
Number of Trades	24,695	24,526	169	0
Main Board:	24,689	24,520	169	0
Blocks Board 6_2_3:	6	6	0	0
Forced Sales Board:	0	0	0	0
Special Terms Board:	0	0	0	0

## Trading Details by Athex Sectors and Financial Instruments (ETFs)

Code	Sectors	Gain / Lose / Same	Number of Trades	Transactions Volume	Transactions Value	% of Total Trans. Value
3010	- Banks	0 / 6 / 0	9,399	18,052,801	10,864,385.00	27.98%
5510	- Basic Resources	12 / 1 / 1	631	288,356	535,269.35	1.38%
5010	- Construction & Materials	3 / 6 / 2	1,674	689,674	1,817,710.87	4.68%
4020	- Consumer Products & Services	4 / 2 / 1	2,225	557,151	4,355,877.65	11.22%
6010	- Energy	0 / 3 / 0	1,548	144,829	1,541,124.13	3.97%
12000	- Financial Instruments	0 / 0 / 0	---	---	---	---
3020	- Financial Services	1 / 2 / 1	269	275,898	147,061.84	0.38%
4510	- Food Beverage & Tobacco	1 / 3 / 3	192	31,952	417,593.11	1.08%
2010	- Health Care	1 / 2 / 1	68	24,506	17,991.74	0.05%
5020	- Industrial Goods & Service	10 / 4 / 2	1,471	481,046	1,851,443.94	4.77%
3030	- Insurance	0 / 0 / 1	19	4,687	16,673.99	0.04%
4030	- Media	0 / 1 / 0	34	18,182	3,355.42	0.01%
4520	- Personal Care, Drug & Grocery Stores	1 / 1 / 1	162	46,456	211,995.42	0.55%
3510	- Real Estate	4 / 1 / 3	629	175,823	846,036.92	2.18%
4040	- Retail	3 / 2 / 1	218	59,303	163,062.64	0.42%
1010	- Technology	3 / 6 / 0	201	95,022	300,841.85	0.77%
1510	- Telecommunications	4 / 0 / 1	1,841	672,132	7,877,416.39	20.28%
4050	- Travel & Leisure	4 / 1 / 1	1,980	1,153,077	3,820,839.67	9.84%
6510	- Utilities	3 / 2 / 0	2,134	922,850	4,047,295.50	10.42%

## Top 10 best &amp; worst performing Shares

## Main Market

With positive Price change	Closing price	change	With negative Price change	Closing price	change
AUTOHELLAS SA (CR)	3.7	10.78% #	IKTINOS HELLAS SA (CR)	0.645	-2.71% €
ELVALHALCOR (CR)	1.26	10.14% #	AS COMPANY SA (CR)	1.95	-2.50% €
VIOHALCO SA/NV (CB)	2.475	6.68% #	CC HBC AG (CR)	22.75	-2.28% €
CENERGY HOLDINGS (CB)	0.94	5.38% #	REDS S.A. (CR)	0.86	-2.27% €
KEKROPS SA (CR)	2.08	4.00% #	EUROBANK HOLDINGS (CR)	0.388	-1.77% €
TERNA ENERGY (CR)	10.48	3.76% #	ALPHA BANK (CR)	0.5922	-1.76% €
THRACE PLASTICS SA (CR)	1.89	2.72% #	MOTOR OIL (CR)	12.31	-1.52% €
PAPOUTSANIS (CR)	1.9	2.70% #	ATTICA BANK S.A. (CR)	0.195	-1.52% €
JUMBO SA (CR)	16.43	2.37% #	NATIONAL BANK (CR)	1.193	-1.41% €
OPAP (CR)	8.995	2.22% #	AEGEAN AIRLINES (CR)	4	-1.24% €
With the highest Transactions Value	Value (thou. €)	change	With the highest Transactions Volume	Volume	change
OTE (CR)	7,859.08	0.74% #	EUROBANK HOLDINGS (CR)	10,347,193	-1.77% €
EUROBANK HOLDINGS (CR)	4,065.34	-1.77% €	ALPHA BANK (CR)	3,917,268	-1.76% €
OPAP (CR)	3,613.17	2.22% #	NATIONAL BANK (CR)	2,520,385	-1.41% €
JUMBO SA (CR)	3,241.26	2.37% #	PIRAEUS BANK (CR)	1,112,847	-1.20% €
NATIONAL BANK (CR)	3,022.23	-1.41% €	OTE (CR)	638,145	0.74% #
ALPHA BANK (CR)	2,342.23	-1.76% €	PPC (CR)	577,440	0.66% #
PPC (CR)	2,095.37	0.66% #	OPAP (CR)	407,014	2.22% #
PIRAEUS BANK (CR)	1,375.12	-1.20% €	AUTOHELLAS SA (CR)	299,318	10.78% #
MOTOR OIL (CR)	1,348.82	-1.52% €	MARFIN INVESTMENT GROUP (CR)	233,486	1.60% #
MYTILINEOS (CR)	1,329.71	-0.65% €	CENERGY HOLDINGS (CB)	211,423	5.38% #

Note: Stocks that are not included in the "Low Dispersion" and "Under Supervision" categories, and the transactions value is more than 10,000 €.

## Derivatives Summary

	Number of Trades	Volume	Open Interest
<b>Index Futures</b>	<b>331</b>	<b>5,187</b>	<b>6,609</b>
FTSE/Athex Large Cap	331	5,187	6,609
<b>Stock Futures</b>	<b>1,044</b>	<b>12,558</b>	<b>288,807</b>
ADMIE (IPTO) HOLDING S.A. (CR)	23	113	3,484
ALPHA BANK (CR)	204	3,707	93,921
ATTICA BANK S.A. (CR)	0	0	0
CC HBC AG (CR)	9	39	122
CENERGY HOLDINGS (CB)	14	75	2,100
ELLAKTOR (CR)	15	117	10,646
EUROBANK HOLDINGS (CR)	91	1,787	52,224
EYDAP S.A. (CR)	9	19	69
FOURLIS (CR)	0	0	70
GEK TERNA (CR)	72	261	3,192
HELLENIC EXCHANGES-A.S.E. (CR)	1	5	1,204
HELLENIC PETROLEUM (CR)	0	0	1,302
INTRACOM HOLDINGS (CR)	3	13	814
JUMBO SA (CR)	16	39	324
LAMDA DEVELOPMENT SA (CR)	9	23	2,072
MARFIN INVESTMENT GROUP (CR)	7	195	41,780
MOTOR OIL (CR)	13	25	364
MYTILINEOS (CR)	11	15	4,797
NATIONAL BANK (CR)	163	2,890	32,183
OPAP (CR)	36	170	1,134
OTE (CR)	11	61	2,222
P.P.A. S.A. (CR)	0	0	369
PIRAEUS BANK (CR)	154	2,037	16,766
PPC (CR)	47	369	10,661
TERNA ENERGY (CR)	98	432	2,710
TITAN CEMENT (CB)	5	18	2,172
VIOHALCO SA/NV (CB)	33	148	2,105
<b>Index Options</b>	<b>13</b>	<b>117</b>	<b>2,075</b>
FTSE/Athex Large Cap	13	117	2,075
<b>Stock Options</b>	<b>1</b>	<b>5</b>	<b>984</b>
ALPHA BANK (CR)	0	0	0
NATIONAL BANK (CR)	0	0	460
OPAP (CR)	1	5	195
OTE (CR)	0	0	150
PIRAEUS BANK (CR)	0	0	74
PPC (CR)	0	0	105
<b>Total Derivatives Traded</b>	<b>1,389</b>	<b>17,867</b>	<b>298,475</b>











Number of Outstanding Securities	Nominal Value	Dividends [1]			Date of Last Coupon		Note	Shares	Closing price	% change	Previous closing price/date	Open price	Price min	Price max	Last price	Avg price	Last Bid [7]	Last Ask [7]	P/E after tax	Year	Volume	Trades	Transactions Value[8]	Company Mkt Value (thou. €)	Year low	Year high	Sector[4]
		2017	2018	2019	Dividend [2]	Right																					
766,000	1.00	---	---	---	01/07/2004	11/12/2012	5193	TRIA ALFA SA (CR)	3.96	7.03 #	3.7	15/07/2020	3.96	3.96	3.96	3.96	300@3.40	479@4.40	25.02	2019	500	2	1,980.00	3,797.76	1.44	3.96	55101020
245,000	1.00	---	---	---	19/07/2010	11/12/2012	5194	TRIA ALFA SA (PR)	3.12	20.00 #	2.6	15/07/2020	3.12	3.12	3.12	3.12	201@3.12	---	19.71	2019	149	3	464.88	3,797.76	0.9	3.12	55101020

## Suspension Status

20,255,805	0.300	---	---	---	22/08/2006	02/08/2010	5136	AXON HOLDING SA (CR)	0.058	---	0.058	28/04/2017	---	---	---	---	---	---	---	---	---	---	---	1,174.84	0.058	0.058	20101010
5,867,311	0.300	---	---	---	11/08/2010	28/04/2017	5243	DIONIC (CR)	0.11	---	0.11	30/06/2020	---	---	---	---	---	---	---	---	---	---	---	645.40	0.096	0.244	50205010
21,820,410	0.800	---	---	---	22/05/2008	02/08/2011	5174	EUROMEDICA SA (CR)	0.448	---	0.448	30/04/2018	---	---	---	---	---	---	---	---	---	---	---	9,775.54	0.448	0.448	20101010
66,948,210	0.300	---	---	---	22/09/2015	22/09/2015	5179	FOLLI FOLLIE (CR)	4.8	---	4.8	24/05/2018	---	---	---	---	---	---	---	---	---	---	---	321,351.41	4.8	4.8	40401030
12,417,000	0.310	---	0.0205	---	27/08/2019	28/08/2017	5233	MLS MULTIMEDIA SA (CR)	0.57	---	0.57	12/05/2020	---	---	---	---	---	---	---	---	---	---	---	7,077.69	0.475	1.51	10101010
33,301,715	0.320	---	---	---	27/06/2003	08/07/2009	5241	AEGEK (CR)	0.035	---	0.035	25/06/2020	---	---	---	---	---	---	---	---	---	---	---	1,165.56	0.0245	0.06	50101010
14,870,100	0.300	---	---	---	15/05/2008	26/09/2011	5130	ALPHA GRISSIN S.A. (CR)	0.014	---	0.014	13/04/2017	---	---	---	---	---	---	---	---	---	---	---	208.18	0.014	0.014	10102030
33,930,000	0.300	---	---	---	03/07/2006	30/05/2001	4865	BABIS VOVOS SA (CR)	0.304	---	0.304	30/03/2012	---	---	---	---	---	---	---	---	---	---	---	10,314.72	0.304	0.304	35101010
77,126,446	0.340	---	---	---	23/05/2005	18/08/2011	5206	G.E. DIMITRIOU (CR)	0.0125	---	0.0125	30/04/2019	---	---	---	---	---	---	---	---	---	---	---	964.08	0.0125	0.0125	40202020
6,000,000	0.600	---	---	---	13/06/2008	08/04/2004	5172	EUROBROKERS S.A. (CR)	0.008	---	0.008	27/04/2018	---	---	---	---	---	---	---	---	---	---	---	48.00	0.008	0.008	30302015
3,961,300	1.28	---	---	---	29/06/2004	03/08/2000	5242	DUROS SA (CR)	0.17	---	0.17	29/06/2020	---	---	---	---	---	---	---	---	---	---	---	673.42	0.125	0.27	40204020
7,085,888	1.59	---	---	---	02/07/1996	06/09/2010	5216	ELVIEK (CR)	2.6	---	2.6	30/09/2019	---	---	---	---	---	---	---	---	---	---	---	18,423.31	2.6	2.6	35101010
25,179,640	0.600	---	---	---	08/08/1994	19/09/2000	5191	J.BOUTARIS & SON (CR)	0.026	---	0.026	01/10/2018	---	---	---	---	---	---	---	---	---	---	---	742.45	0.026	0.026	45101015
1,540,000	0.600	---	---	---	08/08/1994	19/09/2000	5192	J.BOUTARIS & SON (PR)	0.057	---	0.057	01/10/2018	---	---	---	---	---	---	---	---	---	---	---	742.45	0.057	0.057	45101015
24,619,524	0.500	---	---	---	10/10/1986	30/12/2002	4914	KERAMIA-ALLATINI (CR)	0.088	---	0.088	30/08/2012	---	---	---	---	---	---	---	---	---	---	---	2,166.52	0.088	0.088	35101010
31,543,600	0.420	---	---	---	19/07/2010	19/12/2018	5205	KRETA FARM SA (CR)	1.085	---	1.085	30/04/2019	---	---	---	---	---	---	---	---	---	---	---	34,224.81	1.085	1.085	45102020
23,935,280	0.300	---	---	---	29/06/2009	13/06/2000	5153	NAYTEMPORIKI PUBLISHING SA(CR)	0.107	---	0.107	02/10/2017	---	---	---	---	---	---	---	---	---	---	---	2,561.07	0.107	0.107	40301030
255,459,600	0.300	---	---	---	26/06/2000	03/12/2010	5101	NEL SA (CR)	0.07	---	0.07	31/08/2015	---	---	---	---	---	---	---	---	---	---	---	17,882.17	0.07	0.07	40501015
23,463,874	0.800	---	---	---	23/05/2003	21/12/1999	4918	NEORION SA (CR)	0.125	---	0.125	30/08/2012	---	---	---	---	---	---	---	---	---	---	---	2,932.98	0.125	0.125	50206030
17,175,776	0.370	---	---	---	14/07/2005	30/09/2003	---	PERSEUS SA (CR)	1.15	---	1.15	01/07/2020	---	---	---	---	---	327789@1.15	---	---	---	---	---	19,752.14	1.15	1.16	45102010
18,750,000	0.300	---	---	---	02/07/2001	31/12/2012	5154	PEGASUS PUBLISHING S.A. (CR)	0.089	---	0.089	02/10/2017	---	---	---	---	---	---	---	---	---	---	---	1,668.75	0.089	0.089	40301030
100,793,572	0.300	---	---	---	16/07/2009	11/02/2016	5110	TELETIPOS SA (CR)	0.06	---	0.06	07/03/2016	---	---	---	---	---	---	---	---	---	---	---	6,047.61	0.06	0.06	40301035
4,034,950	0.680	---	---	---	01/07/2005	30/12/2010	5171	CHATZIKRANIOTIS & SONS SA (CR)	0.14	---	0.14	27/04/2018	---	---	---	---	---	---	---	---	---	---	---	564.89	0.14	0.14	45102020

## Shares' Notes

Code	Note text
( )	- Adjusted dividends.
*	- Last adjusted closing price.
[1]	- Net dividends.
[2]	- The "Date of Last Coupon" for New listings refers to the date company's stocks started to trade in Athex
[3]	- The Company Market Value is referred to the number of outstanding shares
[4]	- Sectors codification can be found in Appendix A
[5]	- The Market Value refers to the total number of shares listed (including their several classes) in the exchange by the company.
[6]	- P/E greater than 100
[7]	- Last view of the Order Book before the end of the trading session
[8]	- All Blocks Methods' Transactions Value are included.
4750	- Transfer to the Under Surveillance Category from 8/4/2011.
4865	- Suspension of trading as of 2/4/2012.
4887	- Transfer to the Surveillance Category as of 10/4/2012.
4912	- Transfer to the Surveillance Category as of 31/7/2012.
4914	- Suspension of trading as of 31/8/2012.
4918	- Suspension of trading as of 31/8/2012.
4955	- Transfer to the Surveillance Category as from 5/4/2013.
4957	- Transfer to the Surveillance Category as from 5/4/2013.
4958	- Transfer to the Surveillance Category as from 5/4/2013.
4959	- Transfer to the Surveillance Category as from 5/4/2013.
5093	- Transfer to the Surveillance Category as of 8/4/2015.
5095	- Transfer to the Surveillance Category as from 09/04/2015.
5101	- Suspension of trading as of 1/9/2015.
5110	- Suspension of trading as of 08/03/2016.
5112	- Transfer to the Surveillance Category as of 15/04/2016.
5115	- Transfer to the Surveillance Category as of 15/04/2016.
5130	- Suspension of trading as of 18/04/2017.
5136	- Suspension of trading as of 02/05/2017.
5141	- Transfer to the Surveillance Category as of 10/05/2017.
5153	- Suspension of trading as of 03/10/2017.
5154	- Suspension of trading as of 03/10/2017.
5160	- Transfer to the Surveillance Category as of 15/04/2016.
5161	- Transfer to the Surveillance Category as of 25/11/2011.
5162	- Transfer to the Under Supervision Category as of 21/12/2009.
5165	- Transfer to the Surveillance Category as of 15/02/2018.
5171	- Suspension of trading as of 30/04/2018.
5172	- Suspension of trading as of 30/04/2018.
5174	- Suspension of trading as of 02/05/2018.
5178	- Transfer to the Surveillance Category as of 11/05/2018.
5179	- Suspension of trading as of 25/05/2018.
5190	- Transfer to the Surveillance Category as of 01/10/2018.
5191	- Suspension of trading as of 02/10/2018.
5192	- Suspension of trading as of 02/10/2018.
5193	- Transfer to the Surveillance Category as of 25/10/2018.
5194	- Transfer to the Surveillance Category as of 25/10/2018.
5197	- Transfer to the Surveillance Category as of 07/11/2018.
5205	- Suspension of trading as of 02/05/2019.
5206	- Suspension of trading as of 02/05/2019.
5216	- Suspension of trading as of 01/10/2019.
5232	- Transfer to the Under Surveillance Category from 08/04/2011.
5233	- Suspension of trading as of 13/05/2020.
5241	- Suspension of trading as of 26/06/2020.

---

## Shares' Notes

---

Code	Note text
5242	- Suspension of trading as of 30/06/2020.
5243	- Suspension of trading as of 01/07/2020.
5245	- Transfer to the Surveillance Category as of 09/07/2020.
5246	- Transfer to the Surveillance Category as of 09/07/2020.
5247	- Transfer to the Surveillance Category as from 5/4/2013.

## Securities Blocks Details

Securities	Block Volume	Price	Block Trade Value	Time of approval	Note
PPC (CR)	97,202	3.60	350,316.01	11:37:16	20
JUMBO SA (CR)	30,000	15.94	478,200.00	14:50:15	20
EUROBANK HOLDINGS (CR)	2,500,000	0.395	987,500.00	15:40:50	20
OTE (CR)	200,000	12.41	2,482,000.00	16:43:11	20
EUROBANK HOLDINGS (CR)	1,998,000	0.395	789,210.00	16:56:45	20
JUMBO SA (CR)	20,000	16.43	328,600.00	17:17:08	20

## Blocks Notes

9 - Method 6-1 / Special Fees

10 - Method 6-1 / Special Fees, SDS

14 - Method 6-3 / Settlement, Incomplete Buy and Sell

18 - Method 6-2 / SPOT 1

19 - Method 6-2 / SPOT 2

20 - Method 6-1 and Method 6-1 Same Day Settlement

21 - Other Pre-agreed



**Shares Rights Details**

Occured date	Exercise from	Exercise until	Trading until	Rights	Price min	Price max	Closing price	Last Bid	Last Ask	Volume	Trades	Transactions Value
--------------	---------------	----------------	---------------	--------	-----------	-----------	---------------	----------	----------	--------	--------	--------------------

No Rights Transactions.

---

**Securities Forced Sales**

---

Securities	Category of Security	Transactions Volume	Number of Trades	Transactions Value	Note
------------	----------------------	------------------------	---------------------	-----------------------	------

---

No Forced Transactions.

---

---

**Forced Sales Notes**

---

- 1 - Normal Forced Sale.
- 2 - Forced Sales of Fixed Registered Shares.
- 3 - Forced Sales of Remaining Stock Fractions.

**Forced Sales Registered Shares**

Securities	Start Date	End Date	Initial Volume	Remaining Volume	Date	Avg price (day)	Avg price (period)	Number of Trades	Transactions Volume	Transactions Value
------------	------------	----------	----------------	------------------	------	-----------------	--------------------	------------------	---------------------	--------------------

No Fixed Registered Shares Forced Sales.

**Forced Sales Notes**

According to Decision 1/380/04.05.2008 of the Hellenic Republic Capital Market Commission, the certificated registered shares that have not been deposited to the issuer for dematerialisation, will be auctioned in the Athens Exchange by the supervising issuer. Forced sales procedure is held according to Article 99A of the Athens Exchange Rulebook. The average price of the period is calculated by dividing the Total transactions value by the Total volume and includes all the transactions made until the current date.

## Exchange Traded Funds (ETFs) Characteristics

	Transactions Date (T)	Creation / Redemption	Units (T-1)	New Units (T-1)	Redemption Units (T-1)	Units (T) [1]	Fund Assets [2]	Net Unit Price	Dividend per Unit	Dividend Date
ALPHA ETF FTSE Athex Large Cap	16/07/2020	5,000	853,597	---	---	853,597	13,165,080.00	15.4231	0.81	01/07/2020

## ETFs Notes

[1] - Units (T) = Units (T-1) + New Units (T-1) - Redemption Units (T-1)

[2] - The Creation / Redemption Units of T-1 are included.

## Convertible Corporate Bonds - Regulated Market

Num Listed Bonds	Nominal price	Issue price	Today's Rate	Exp. Date	Duration (years)	Note	Coupon		Trading	Corporate Bonds	Price min	Price max	Closing price	Previous closing price/date	Volume	Transactions Value	Last order			ear min	Year max
							Common	Preferred									Price	Buy / Sell	Date		
171,246,551	0.30	0.30	1.00	11/10/2025	9	---	16	---	1	FORTHNET S.A. (Convertible)	---	---	---	---	---	---	10.0000	B	04/05/2020	100.0000	100.0000

## Corporate Bonds Notes

Transactions Volume = (Pieces) \* (Nominal Price). Transactions Value = (Pieces) \* (Nominal Price) \* (price %) + (Accrued interest).

The price of a Bond is stated as a percentage (%) of Bond's Nominal Price.

Nominal Price in Euros (€), except if it is noted differently.

## Non Convertible Corporate Bonds - Regulated Market

Num Listed Bonds	Nominal price	Issue price	Today's Rate	Exp. Date	Duration (years)	Note	Coupon		Trading	Corporate Bonds	Accrued Int.	Yield.T.Mat	Price min	Price max	Closing price	Previous closing price/date	Volume	Transactions Value	Last order		ear min	Year max		
							Common	Preferred											Price	Buy / Sell			Date	
175,000	1,000.00	1,000.00	3.40	26/07/2024	5	---	2	---	1	ATTICA HOLDINGS S.A. (Non Convertible)	16.5278	8.5290	---	---	---	83.5900	15/07/2020	---	---	82.5100	B	16/07/2020	60.0000	100.0000
40,000,000	1.00	1.00	5.00	04/10/2021	5	---	16	---	1	HOUSEMARKET S.A. (Non Convertible)	0.0019	2.7910	102.0000	102.0001	102.0000	102.4000	15/07/2020	68,095	69,589.28	102.0002	B	16/07/2020	93.8736	105.1000
150,000	1,000.00	1,000.00	2.60	22/10/2026	7	---	2	---	1	TERNA ENERGY FINANCE S.A. (Non Convertible)	6.4278	2.6610	99.3000	99.4000	99.3889	99.4000	15/07/2020	90,000	90,028.50	98.6001	B	16/07/2020	84.4000	102.8000
200,000	1,000.00	1,000.00	3.60	12/03/2026	7	---	3	---	1	AEGEAN AIRLINES S.A. (Non Convertible)	13.0000	5.7510	89.0000	90.0000	89.5000	89.5000	15/07/2020	12,000	10,896.00	89.0000	B	16/07/2020	54.7313	107.3000
22,727	1,000.00	1,000.00	4.95	26/06/2023	5	---	5	---	1	B&F COMM. & GARM. INDUS. S.A. (Non Convertible)	3.3000	8.0650	90.5000	90.5000	90.5000	90.8290	14/07/2020	9,000	8,174.70	90.5000	B	16/07/2020	68.0000	94.9999
90,000	1,000.00	1,000.00	3.00	11/05/2023	5	---	5	---	1	CORAL A.E. (Non Convertible)	5.8333	2.2200	101.6990	101.7000	101.6999	100.0240	15/07/2020	230,000	235,251.37	100.1100	B	16/07/2020	89.4200	105.0000
120,000	1,000.00	1,000.00	3.95	04/04/2025	7	---	5	---	1	GEK TERNA S.A. (Non Convertible)	11.5208	2.8730	103.3000	103.5000	103.4258	103.4000	15/07/2020	182,000	190,331.79	103.3400	B	16/07/2020	91.0000	107.2000
500,000	1,000.00	1,000.00	2.75	03/07/2027	7	---	1	---	1	GEK TERNA S.A. (Non Convertible)	1.2986	2.9820	98.5999	98.7500	98.6296	98.0030	15/07/2020	166,000	163,940.76	98.2510	B	16/07/2020	97.1600	100.0000

## Corporate Bonds Notes

Transactions Volume = (Pieces) \* (Nominal Price). Transactions Value = (Pieces) \* (Nominal Price) \* (price %) + (Accrued interest).

The price of a Bond is stated as a percentage (%) of Bond's Nominal Price.

Nominal Price in Euros (€), except if it is noted differently.

## Government Bonds

Number Listed Bonds	Nominal price	Today's Rate	Accrued Interest Calc	Exp. Date [1]	Duration (years)	Note	Coupons Date	Curr. coupon value	Trading Unit	Government Bonds	Price min	Price max	Closing price	Previous closing price/date	Volume	Transactions Value	Price	Last order Buy / Sell	Date
3,000,000	1,000.00	4.38	Actual/Actual	01/08/2022	5	---	01/08	4.38	1	GGB-FXD-010822-05Y-4.375-1.000	---	---	---	---	---	---	1.0000	B	28/11/2018
2,500,000	1,000.00	1.88	Actual/Actual	04/02/2035	15	---	04/02	1.88	1	GGB-FXD-040235-15Y-1.875-1.000	---	---	---	---	---	---	---	---	---
2,500,000	1,000.00	3.45	Actual/Actual	02/04/2024	5	---	02/04	3.45	1	GGB-FXD-020424-05Y-3.450-1.000	---	---	---	---	---	---	---	---	---
4,355,990,324	1.00	3.50	Actual/Actual	30/01/2023	5	---	01/02 - 31/01	3.50	1	GGB-FXD-300123-05Y-3.500-1.000	---	---	---	94.5720 13/07/2018	---	---	1.0000	B	28/11/2018
5,962,747,327	1.00	3.75	Actual/Actual	30/01/2028	10	---	/02 - 01/02 - 31/	3.75	1	GGB-FXD-300128-10Y-3.750-1.000	---	---	---	85.4610 13/07/2018	---	---	1.0000	B	28/11/2018
6,091,218,404	1.00	3.90	Actual/Actual	30/01/2033	15	---	/02 - 01/02 - 31/	3.90	1	GGB-FXD-300133-15Y-3.900-1.000	---	---	---	78.6730 13/07/2018	---	---	1.0000	B	28/11/2018
4,805,399,486	1.00	4.00	Actual/Actual	30/01/2037	19	---	/02 - 01/02 - 31/	4.00	1	GGB-FXD-300137-19Y-4.000-1.000	---	---	---	77.0370 13/07/2018	---	---	1.0000	B	28/11/2018
4,603,713,186	1.00	4.20	Actual/Actual	30/01/2042	24	---	/02 - 01/02 - 31/	4.20	1	GGB-FXD-300142-24Y-4.200-1.000	---	---	---	77.7640 13/07/2018	---	---	1.0000	B	28/11/2018
550,418,123	1.00	3.65	Actual/Actual	24/02/2023	11	---	24/02	3.65	1	GGB-FXD-240223-11Y-2.000-1.000	---	---	---	10.0000 22/06/2015	---	10.0000	B	11/07/2019	
445,007,576	1.00	3.65	Actual/Actual	24/02/2024	12	---	24/02	3.65	1	GGB-FXD-240224-12Y-2.000-1.000	---	---	---	10.0000 22/06/2015	---	---	---	---	---
423,674,226	1.00	3.65	Actual/Actual	24/02/2025	13	---	24/02	3.65	1	GGB-FXD-240225-13Y-2.000-1.000	---	---	---	10.0000 22/06/2015	---	---	---	---	---
212,292,153	1.00	3.65	Actual/Actual	24/02/2026	14	---	24/02	3.65	1	GGB-FXD-240226-14Y-2.000-1.000	---	---	---	10.0000 22/06/2015	---	---	---	---	---
160,621,352	1.00	3.65	Actual/Actual	24/02/2027	15	---	24/02	3.65	1	GGB-FXD-240227-15Y-2.000-1.000	---	---	---	10.0000 22/06/2015	---	---	---	---	---
183,244,055	1.00	3.65	Actual/Actual	24/02/2028	16	---	24/02	3.65	1	GGB-FXD-240228-16Y-2.000-1.000	---	---	---	10.0000 22/06/2015	---	---	---	---	---
164,802,894	1.00	3.65	Actual/Actual	24/02/2029	17	---	24/02	3.65	1	GGB-FXD-240229-17Y-2.000-1.000	---	---	---	10.0000 22/06/2015	---	---	---	---	---
165,460,943	1.00	3.65	Actual/Actual	24/02/2030	18	---	24/02	3.65	1	GGB-FXD-240230-18Y-2.000-1.000	---	---	---	10.0000 22/06/2015	---	---	---	---	---
129,007,241	1.00	3.65	Actual/Actual	24/02/2031	19	---	24/02	3.65	1	GGB-FXD-240231-19Y-2.000-1.000	---	---	---	10.0000 22/06/2015	---	---	---	---	---
126,192,683	1.00	3.65	Actual/Actual	24/02/2032	20	---	24/02	3.65	1	GGB-FXD-240232-20Y-2.000-1.000	---	---	---	10.0000 22/06/2015	---	---	---	---	---
146,905,168	1.00	3.65	Actual/Actual	24/02/2033	21	---	24/02	3.65	1	GGB-FXD-240233-21Y-2.000-1.000	---	---	---	10.0000 22/06/2015	---	---	---	---	---
154,475,606	1.00	3.65	Actual/Actual	24/02/2034	22	---	24/02	3.65	1	GGB-FXD-240234-22Y-2.000-1.000	---	---	---	10.0000 22/06/2015	---	---	---	---	---
144,429,441	1.00	3.65	Actual/Actual	24/02/2035	23	---	24/02	3.65	1	GGB-FXD-240235-23Y-2.000-1.000	---	---	---	10.0000 22/06/2015	---	---	---	---	---
166,211,676	1.00	3.65	Actual/Actual	24/02/2036	24	---	24/02	3.65	1	GGB-FXD-240236-24Y-2.000-1.000	---	---	---	10.0000 22/06/2015	---	---	---	---	---
145,461,669	1.00	3.65	Actual/Actual	24/02/2037	25	---	24/02	3.65	1	GGB-FXD-240237-25Y-2.000-1.000	---	---	---	10.0000 22/06/2015	---	---	---	---	---
146,941,087	1.00	3.65	Actual/Actual	24/02/2038	26	---	24/02	3.65	1	GGB-FXD-240238-26Y-2.000-1.000	---	---	---	10.0000 22/06/2015	---	---	---	---	---
135,115,612	1.00	3.65	Actual/Actual	24/02/2039	27	---	24/02	3.65	1	GGB-FXD-240239-27Y-2.000-1.000	---	---	---	10.0000 22/06/2015	---	---	---	---	---
141,909,637	1.00	3.65	Actual/Actual	24/02/2040	28	---	24/02	3.65	1	GGB-FXD-240240-28Y-2.000-1.000	---	---	---	10.0000 22/06/2015	---	---	---	---	---
136,788,720	1.00	3.65	Actual/Actual	24/02/2041	29	---	24/02	3.65	1	GGB-FXD-240241-29Y-2.000-1.000	---	---	---	10.0000 22/06/2015	---	---	---	---	---
163,643,410	1.00	3.65	Actual/Actual	24/02/2042	30	---	24/02	3.65	1	GGB-FXD-240242-30Y-2.000-1.000	---	---	---	10.0000 22/06/2015	---	---	---	---	---
4,000,000	1,000.00	3.88	Actual/Actual	12/03/2029	10	---	12/03	3.88	1	GGB-FXD-120329-10Y-3.875-1.000	---	---	---	---	---	---	100.0000	B	15/10/2019
503,753	1,000.00	0.32	FLR Actual/360	16/09/2021	2	---	16/03 - 16/09	---	1	GGB-FLT-160921-02Y-0.319-1.000	---	---	---	---	---	---	---	---	---
3,000,000	1,000.00	3.38	Actual/Actual	15/02/2025	7	---	15/02	3.38	1	GGB-FXD-150225-07Y-3.375-1.000	---	---	---	---	---	---	---	---	---
250,250	1,000.00	2.90	Actual/Actual	20/03/2023	4	---	20/03	2.90	1	GGB-FXD-200323-04Y-2.900-1.000	---	---	---	---	---	---	---	---	---
964,000	1,000.00	3.25	Actual/Actual	20/03/2025	6	---	20/03	3.25	1	GGB-FXD-200325-06Y-3.250-1.000	---	---	---	---	---	---	---	---	---
2,100,000	1,000.00	3.55	Actual/Actual	20/03/2026	7	---	20/03	3.55	1	GGB-FXD-200326-07Y-3.550-1.000	---	---	---	---	---	---	---	---	---

## Government Bonds Notes

Transactions Volume = (Pieces) \* (Nominal Price). Transactions Value = (Pieces) \* (Nominal Price) \* (price %) + (Accrued interest).

The Value of current coupon for the issues with NV 0.01 euro refers to NV 100 euros

FLR: Floating Interest Rate.

[1] - The Expiration Date of the interest bearing period and the Date for coupon payment.

## Government Bonds

Number Listed Bonds	Nominal price	Today's Rate	Accrued Interest Calc	Exp. Date [1]	Duration (years)	Note	Coupons Date	Curr. coupon value	Trading Unit	Government Bonds	Price min	Price max	Closing price	Previous closing price/date	Volume	Transactions Value	Price	Last order Buy / Sell	Date
3,000,000	1,000.00	1.50	Actual/Actual	18/06/2030	10	---	18/06	1.50	1	GGB-FXD-180630-10Y-1.500-1.000	---	---	---	---	---	---	---	---	---
3,314,250	1,000.00	3.25	Actual/Actual	20/03/2050	30	---	20/03	3.25	1	GGB-FXD-200350-30Y-3.250-1.000	---	---	---	---	---	---	---	---	---
2,000,000	1,000.00	2.00	Actual/Actual	22/04/2027	7	---	22/04	2.00	1	GGB-FXD-220427-07Y-2.000-1.000	---	---	---	---	---	---	99.9000	B	22/04/2020
2,500,000	1,000.00	1.88	Actual/Actual	23/07/2026	7	---	23/07	1.88	1	GGB-FXD-230726-07Y-1.875-1.000	---	---	---	---	---	---	---	---	---

## Government Bonds Notes

Transactions Volume = (Pieces) \* (Nominal Price). Transactions Value = (Pieces) \* (Nominal Price) \* (price %) + (Accrued interest).

The Value of current coupon for the issues with NV 0.01 euro refers to NV 100 euros

FLR: Floating Interest Rate.

[1] - The Expiration Date of the interest bearing period and the Date for coupon payment.



## Treasury Bills &amp; Zero Coupon Government Bonds

Issue Date	13-Week Maturity									26-Week Maturity									52-Week Maturity								
	Exp. Date	Initial Rate	Num Listed Bonds	Nominal price	Issue price	Last Trade Price	Last Trade Date	Volume Traded	Note	Exp. Date	Initial Rate	Num Listed Bonds	Nominal price	Issue price	Last Trade Price	Last Trade Date	Volume Traded	Note	Exp. Date	Initial Rate	Num Listed Bonds	Nominal price	Issue price	Last Trade Price	Last Trade Date	Volume Traded	Note
13/09/2019	---	---	---	---	---	---	---	---	---	---	---	---	---	---	---	---	---	---	11/09/2020	0.29	1,000,000	1,000.00	997.05	---	---	---	---
13/12/2019	---	---	---	---	---	---	---	---	---	---	---	---	---	---	---	---	---	---	11/12/2020	0.07	1,000,000	1,000.00	999.30	---	---	---	---
13/03/2020	---	---	---	---	---	---	---	---	---	---	---	---	---	---	---	---	---	---	12/03/2021	0.24	600,000	1,000.00	1,000.00	---	---	---	---
12/06/2020	---	---	---	---	---	---	---	---	---	---	---	---	---	---	---	---	---	---	11/06/2021	0.25	1,600,000	1,000.00	997.49	---	---	---	---

Bonds in Circulation	Currency / Min nominal traded Value	Coupons Payment Date	Current Coupon Value	Note	Coupon	Trading Unit	Issue Date	Duration (years)	Today's Interest	A.I.C in days	Bonds	Last price of previous days		Last Outcry in Cash (euro)		Trades in Pieces	Life min	Life Max	
												Price	Buy / Sell	Price	Buy / Sell				
<b>Corporate Bonds in Foreign Currency and Euro</b>																			
103,746	GBP / 10	01/12	0.25	---	61	1	01/12/1930	98	2.5	360	National Mortgage Bank	2.27	05/02/1996	2.27	S	05/02/1996	---	2.27	2.27
0	GBP / 10	01/12	0.25	---	63	1	01/12/1928	100	2.5	360	National Mortgage Bank	---	---	---	---	---	---	---	---

## Government Bonds Notes

A.I.C: Accrued Interest Calculation base.

FLR: Floating Interest Rate.

The minimum tradeable Nominal Value for all Demeterialised Government Titles is 100 Euros.

(μτφρ-0)

## Athex &amp; ATHEXClear Members List

Member Name	Stock Market			Derivatives Market		ATHEXClear Member				
	Address	Phone	Fax	Market Member	Remote Member	Market Maker	Proprietary	Market Maker	General Clearing	Direct Clearing
A. SARRIS SECURITIES S.A.				a						
6, ΔΡΑΓΑΤΖΑΝΙΟΥ 6 ATHINA	2103367700									
AEONIC SECURITIES C.I.F. P.L.C.					a					
, ΛΑΪΟΥ 6, ΓΡ. 301B, ANNA COURT	35725337600									
ALPHA BANK A.E.									a	
103, AVE. ATHINON ATHINA	+30 2103436820	210-3436270								
40, STADIΟΥ STR ATHINA	(210)-3260000	(210)-3264116								
	(210)-3265546	(210)-3265811								
ALPHA FINANCE INVESTMENT SERVICES S.A.				a		a	a	a		a
5, ΜΕΡΛΙΝ 5 ATHINA	2103677400									
ARGUS STOCKBROKERS LTD				a	a		a			
25 , 25 ΛΕΩΦΟΡΟΣ ΔΗΜΟΣΘΕΝΗ ΣΕΒΕΡΗ	0035722717000									
ATLANTIC SECURITIES LIMITED				a						
37, ΠΡΟΔΡΟΜΟΥ 37	0035722445400									
ATLANTIC SECURITIES LTD					a					
, ΠΡΟΔΡΟΜΟΥ 37	0035722445400									
AXON SECURITIES S.A.				a			a			
48, ΣΤΑΔΙΟΥ 48 ATHINA	2103363800									
BETA SECURITIES S.A.				a		a	a			a
29 , Λ.ΑΛΕΞΑΝΔΡΑΣ 29 ATHINA	2106478930									
BNP PARIBAS SECURITIES SERVICES									a	
2, ΛΑΜΨΑΚΟΥ 2 ATHINA	2107468500									
BOFA SECURITIES EUROPE SA				a	a					
, 112 AVENUE KL?BER 75116	+33 153655555									
CAPITAL SECURITIES S.A.				a			a			
58, ΜΗΤΡΟΠΟΛΕΩΣ 58 ATHINA	2103369700									
CFS SECURITIES INVESTMENT SERVICES S.A.				a						
3, ΠΑΠΑΡΡΗΓΟΠΟΥΛΟΥ 3 ATHINA	2103360800									
CITIGROUP GLOBAL MARKETS EUROPE AG				a	a					
16, REUTERWEG 16 FRANKFURT	+49 691366-0									
CITIGROUP GLOBAL MARKETS LIMITED				a	a					
1, 33 CANADA SQUARE -CANARY WHARF	+44 02079864000									
CREDIT SUISSE SECURITIES (EUROPE) LIMITED				a	a					
1 , ONE CABOT SQUARE LONDON	+44 2078888888									
CREDIT SUISSE SECURITIES SOCIEDAD DE VALORES SA				a	a					
, CALLE AYALA 42, 3A PLANTA-B MADRID	+34917916000									
CYCLOS SECURITIES S.A.				a			a			a
39, ΠΑΝΕΠΙΣΤΗΜΙΟΥ 39 ATHINA	2103364300									
DEUTSCHE BANK S.A.					a					
1 , GREAT WINCHESTER STREET LONDON	+44 20 754 54209	00441133361437								
DYNAMIC SECURITIES S.A.				a			a			a
, ΤΡΑΛΛΕΩΝ 2 & Λ.ΣΥΓΓΡΟΥ 223 NEA SMYRNI	2103677700									
EUROBANK EQUITIES INVESTMENT FIRM S.A				a		a	a	a		a
, ΦΙΛΕΛΛΗΝΩΝ 10 & ΞΕΝΟΦΩΝΤΟΣ 13 ATHINA	2103720000									
EUROBANK S.A.									a	
, ΟΘΩΝΟΣ 8 ATHINA	2103337000									
EUROCORP INVESTMENT SERVICES S.A.				a			a			a
14, ΠΛ.ΦΙΛΙΚΗΣ ΕΤΑΙΡΕΙΑΣ 14 ATHINA	2107263600									
EUROTUST INVESTMENT FIRM SA				a						
113, ΣΕΒΑΣΤΟΥΠΟΛΕΩΣ 113 ATHINA	2103363100									
EUROXX SECURITIES S.A.				a		a	a	a		a
7, PALEOLOGOU CHALANDRI	+30 2106879400	210-6879401								
7, PALAIOLOGOU CHALANDRI	(210)-6879400	(210)-6879401								
G. A. PERVANAS SECURITIES- INVESTMENT SERVICES S.A.				a						
7-9, ΣΟΦΟΚΛΕΟΥΣ 7-9 ATHINA	2103727200									
GLOBAL CAPITAL SECURITIES & FINANCIAL SERVICES LTD				a	a					
50, ΛΑΡΧΙΕΠΙΣΚΟΠΟΥ ΜΑΚΑΡΙΟΥ Γ'50	0035722710710									
HELLENIC AMERICAN SECURITIES S.A.				a		a	a			a
27, ΑΝΔΡΕΑ ΠΑΠΑΝΔΡΕΟΥ 27 MAROUSI	2103311100									
HELLENIC BANK (INVESTMENTS) LTD					a					
, AVE.KYRIAKΟΥ MATSI 31 - PO BOX 24747 NICOSIA	+357 22500100	357 22500110								
HSBC FRANCE									a	
109-111, Λ.ΜΕΣΟΓΕΙΩΝ 109-111	2106960000									

Athex & ATHEXClear Members List

Member Name				Stock Market			Derivatives Market		ATHEXClear Member	
	Address	Phone	Fax	Market Member	Remote Member	Market Maker	Proprietary	Market Maker	General Clearing	Direct Clearing
INDEX SECURITIES S.A.				a						
6, ΔΡΑΓΑΤΣΑΝΙΟΥ 6 ΑΘΗΝΑ	2103213920									
J. CHR. MAVRIKIS SECURITIES S.A.				a						
5, ΣΟΦΟΚΛΕΟΥΣ 5 ΑΘΗΝΑ	2103216730									
KAPPA SECURITIES S.A.				a			a			
15, ΒΑΛΛΩΡΙΤΟΥ 15 ΑΘΗΝΑ	2103678600									
KARAMANOF SECURITIES & INVESTMENT SERVICES S.A.				a						
2, ΠΛ.ΑΓ.ΘΕΟΔΩΡΩΝ 2 ΑΘΗΝΑ	2103212947									
LAIKI FINANCIAL SERVICES LTD					a					
26, AVE. VYRONOS NICOSIA	357 22367367	357 22718567								
LEON DEPOLAS SECURITIES S.A.				a		a	a			
1, ΧΡΗΣΤΟΥ ΛΑΔΑ 1 ΑΘΗΝΑ	2103213276 -28									
MEGA EQUITY SECURITIES & FINANCIAL SERVICES PUBLIC LTD				a	a		a			
42-44, ΛΕΩΦ.ΓΡΙΒΑ ΔΙΓΓΕΝΗ 42-44	0035722711711									
MERIT SECURITIES S.A				a		a	a			a
5, ΣΟΦΟΚΛΕΟΥΣ 5 ΑΘΗΝΑ	2103671880									
MERRILL LYNCH INTERNATIONAL				a	a					
2, 2 KING EDWARD STREET LONDON	+44 20276281000									
N. CHRYSOCHOIDIS SECURITIES S.A.				a			a			a
7-9, ΣΟΦΟΚΛΕΟΥΣ 7-9 ΑΘΗΝΑ	2103213913									
NATIONAL BANK OF GREECE S.A.				a		a	a		a	
68, ΑΚΑΔΙΜΙΑΣ STR. ΑΘΗΝΑ	(210)-3328817	(210)-3328678								
86, ΑΙΟΛΟΥ STR. ΑΘΗΝΑ	(210)-3341000	(210)-3228187								
NATIONAL SECURITIES S.A.				a		a	a	a		
66, ΛΕΩΦ. ΚΗΦΙΣΙΑΣ 66 (ΚΤΗΡΙΟ Α) ΜΑΡΟΥΣΙ	2107720000									
NUNTIUS BROKERAGE AND INVESTMENT SERVICES S.A				a						
6, ΔΡΑΓΑΤΣΑΝΙΟΥ 6 ΑΘΗΝΑ	2103350599									
ONE PLUS CAPITAL LIMITED				a	a					
, 75 PRODROMOU AVENUE NICOSIA 1307	35722873760									
OPTIMA BANK S.A.				a		a	a	a	a	
32, ΑΙΓΙΑΛΕΙΑΣ 32 & ΠΑΡΑΔΕΙΣΟΥ ΜΑΡΟΥΣΙ	2108173111									
PANTELAKIS SECURITIES S.A.				a		a	a	a		
57, ΕΘΝΙΚΗΣ ΑΝΤΙΣΤΑΣΕΩΣ 57, ΚΤΙΡΙΟ Β ΧΑΛΑΝΔΡΙ	2106965000									
PEGASUS SECURITIES S.A				a			a			
17, ΒΑΛΛΩΡΙΤΟΥ 17 & ΑΜΕΡΙΚΗΣ ΑΘΗΝΑ	2103670700									
PIRAEUS BANK S.A.				a			a		a	
4, ΑΜΕΡΙΚΗΣ ΑΘΗΝΑ	+30 2103335000	210-3335079								
4, ΑΜΕΡΙΚΗΣ STR ΑΘΗΝΑ	(210)-3335918	(210)-3254207								
4, ΑΜΕΡΙΚΗΣ STR. ΑΘΗΝΑ	(210)-3335000	(210)-3335079								
PIRAEUS SECURITIES S. A.				a		a	a	a		a
10, ΣΤΑΔΙΟΥ 10 ΑΘΗΝΑ	2103354100									
PROCHOICE SECURITIES LTD				a	a					
57, ΛΕΩΦ.ΣΠΥΡΟΥ ΚΥΠΡΙΑΝΟΥ 57, ΑΚΙΝΗΤΑ Φ	035724661192									
SHARELINK SECURITIES & FINANCIAL SERVICES LTD				a	a		a			
6, HOUSE-ΘΕΟΤΟΚΗ 6 ΜΕΓΑΡΟ ΕΛΛΗΝΑ	+357 22554200									
SOCIETE GENERALE S.A.				a	a		a			
, 17 COURS VALMY, CEDEX	+157290504									
SOLIDUS SECURITIES S.A				a			a			a
64, ΛΟΥΙΖΗΣ ΡΙΑΝΚΟΥΡ 64 ΑΘΗΝΑ	2106900600									
ST. EM. LAVRENTAKIS SECURITIES S.A.				a			a			
7-9, ΣΟΦΟΚΛΕΟΥΣ 7-9 ΑΘΗΝΑ	2103213336									
THE CYPRUS INVESTMENT & SECURITIES CORPORATION LTD				a	a					
154, ΛΕΩΦ. ΛΕΜΕΣΟΥ 154	0035722121700									
UBS EUROPE SE				a	a					
, OPERNTURM, BOCKENHEIMER LANDSTRASSE 2-4	496921790									
UBS LIMITED					a					
1, FINSBURY AVENUE LONDON	+44 2075687135									

## List of Stocks under Market Making operations

Securities	Market Maker	Start Market Making	Stock Category
MLS MULTIMEDIA SA (CR)			Suspension Status
	PIRAEUS SECURITIES S. A.	01/08/2019	
ALPHA ETF FTSE Athex Large Cap			Exchange Traded Funds (ETFs)
	ALPHA FINANCE INVESTMENT SERVICES S.A.	02/01/1900	
	NATIONAL SECURITIES S.A.	02/01/1900	
ADMIE (IPTO) HOLDING S.A. (CR)			Main Market
	HELLENIC AMERICAN SECURITIES S.A.	09/03/2020	
	PIRAEUS SECURITIES S. A.	29/06/2017	
ALPHA BANK (CR)			Main Market
	ALPHA FINANCE INVESTMENT SERVICES S.A.	29/02/2016	
	EUROBANK EQUITIES INVESTMENT FIRM S.A	22/10/2006	
	HELLENIC AMERICAN SECURITIES S.A.	25/07/2014	
	LEON DEPOLAS SECURITIES S.A.	04/01/2016	
	MERIT SECURITIES S.A	03/09/2012	
	NATIONAL SECURITIES S.A.	02/01/1900	
	PIRAEUS SECURITIES S. A.	28/05/2009	
AS COMPANY SA (CR)			Main Market
	EUROBANK EQUITIES INVESTMENT FIRM S.A	01/04/2019	
ATTICA BANK S.A. (CR)			Main Market
	EUROBANK EQUITIES INVESTMENT FIRM S.A	11/11/2019	
	EUROXX SECURITIES S.A.	22/01/2016	
	PIRAEUS SECURITIES S. A.	20/09/2017	
ATTICA HOLDINGS (CR)			Main Market
	HELLENIC AMERICAN SECURITIES S.A.	28/12/2017	
AUTOHELLAS SA (CR)			Main Market
	ALPHA FINANCE INVESTMENT SERVICES S.A.	01/07/2019	
	EUROXX SECURITIES S.A.	02/07/2018	
AVAX S.A. (CR)			Main Market
	EUROBANK EQUITIES INVESTMENT FIRM S.A	14/12/2015	
AVE (CR)			Main Market
	EUROXX SECURITIES S.A.	05/06/2020	
BRIQ PROPERTIES (CR)			Main Market
	EUROBANK EQUITIES INVESTMENT FIRM S.A	09/09/2019	
BYTE COMPUTER SA (CR)			Main Market
	MERIT SECURITIES S.A	04/08/2008	
CC HBC AG (CR)			Main Market
	NATIONAL SECURITIES S.A.	02/01/1900	
	PIRAEUS SECURITIES S. A.	04/05/2015	
CENERGY HOLDINGS (CB)			Main Market
	ALPHA FINANCE INVESTMENT SERVICES S.A.	02/01/2016	
	EUROBANK EQUITIES INVESTMENT FIRM S.A	02/01/2016	
CNL CAPITAL (CR)			Main Market
	MERIT SECURITIES S.A	01/10/2018	
EKTER SA (CR)			Main Market
	EUROBANK EQUITIES INVESTMENT FIRM S.A	16/10/2017	
	LEON DEPOLAS SECURITIES S.A.	21/05/2018	
ELASTRON (CR)			Main Market
	LEON DEPOLAS SECURITIES S.A.	20/02/2017	
ELLAKTOR (CR)			Main Market
	ALPHA FINANCE INVESTMENT SERVICES S.A.	18/03/2019	
	EUROXX SECURITIES S.A.	24/09/2018	
	NATIONAL SECURITIES S.A.	02/01/1900	
	PIRAEUS SECURITIES S. A.	22/10/2018	
ELTON SA (CR)			Main Market
	BETA SECURITIES S.A.	03/09/2012	
	LEON DEPOLAS SECURITIES S.A.	01/04/2019	
ELVALHALCOR (CR)			Main Market
	ALPHA FINANCE INVESTMENT SERVICES S.A.	07/05/2018	
	EUROBANK EQUITIES INVESTMENT FIRM S.A	07/05/2018	
ENTERSOFT (CR)			Main Market
	EUROBANK EQUITIES INVESTMENT FIRM S.A	22/06/2020	
EUROBANK HOLDINGS (CR)			Main Market
	ALPHA FINANCE INVESTMENT SERVICES S.A.	09/01/2006	
	EUROBANK EQUITIES INVESTMENT FIRM S.A	01/06/2012	
	HELLENIC AMERICAN SECURITIES S.A.	25/07/2014	
	LEON DEPOLAS SECURITIES S.A.	30/11/2018	
	MERIT SECURITIES S.A	06/11/2017	
	NATIONAL SECURITIES S.A.	02/01/1900	
	PIRAEUS SECURITIES S. A.	28/09/2009	

## List of Stocks under Market Making operations

Securities	Stock Category
Market Maker	Start Market Making
<b>EUROPEAN RELIANCE INSUR. (CR)</b>	Main Market
EUROBANK EQUITIES INVESTMENT FIRM S.A	08/07/2019
PANTELAKIS SECURITIES S.A.	15/07/2019
<b>EYDAP S.A. (CR)</b>	Main Market
ALPHA FINANCE INVESTMENT SERVICES S.A.	27/01/2020
EUROBANK EQUITIES INVESTMENT FIRM S.A	10/06/2019
<b>FOURLIS (CR)</b>	Main Market
EUROBANK EQUITIES INVESTMENT FIRM S.A	01/12/2016
PIRAEUS SECURITIES S. A.	06/03/2017
<b>GEK TERNA (CR)</b>	Main Market
PIRAEUS SECURITIES S. A.	29/08/2019
<b>GR. SARANTIS S.A. (CR)</b>	Main Market
BETA SECURITIES S.A.	14/05/2012
EUROBANK EQUITIES INVESTMENT FIRM S.A	24/10/2016
<b>HELLENIC EXCHANGES-A.S.E. (CR)</b>	Main Market
HELLENIC AMERICAN SECURITIES S.A.	01/09/2014
NATIONAL SECURITIES S.A.	02/01/1900
PIRAEUS SECURITIES S. A.	04/05/2015
<b>HELLENIC PETROLEUM (CR)</b>	Main Market
HELLENIC AMERICAN SECURITIES S.A.	14/09/2015
PIRAEUS SECURITIES S. A.	20/03/2017
<b>IKTINOS HELLAS SA (CR)</b>	Main Market
ALPHA FINANCE INVESTMENT SERVICES S.A.	01/04/2019
EUROBANK EQUITIES INVESTMENT FIRM S.A	25/02/2019
NATIONAL SECURITIES S.A.	02/01/1900
<b>INTERCONTINENTAL (CR)</b>	Main Market
LEON DEPOLAS SECURITIES S.A.	03/06/2019
<b>INTRACOM HOLDINGS (CR)</b>	Main Market
LEON DEPOLAS SECURITIES S.A.	08/10/2018
<b>JUMBO SA (CR)</b>	Main Market
EUROBANK EQUITIES INVESTMENT FIRM S.A	25/05/2020
MERIT SECURITIES S.A	06/11/2017
PIRAEUS SECURITIES S. A.	06/03/2017
<b>KARAMOLEGOS SA (CR)</b>	Main Market
EUROXX SECURITIES S.A.	04/10/2019
<b>KLOUKINAS - LAPPAS SA (CR)</b>	Main Market
BETA SECURITIES S.A.	22/09/2014
<b>KRI-KRI S.A. (CR)</b>	Main Market
EUROBANK EQUITIES INVESTMENT FIRM S.A	07/05/2018
LEON DEPOLAS SECURITIES S.A.	16/01/2017
<b>LAMDA DEVELOPMENT SA (CR)</b>	Main Market
EUROBANK EQUITIES INVESTMENT FIRM S.A	08/12/2014
PANTELAKIS SECURITIES S.A.	06/11/2017
PIRAEUS SECURITIES S. A.	29/06/2017
<b>LAMPSA HOTEL SA (CR)</b>	Main Market
LEON DEPOLAS SECURITIES S.A.	16/01/2017
<b>MARFIN INVESTMENT GROUP (CR)</b>	Main Market
PIRAEUS SECURITIES S. A.	02/02/2009
<b>MOTOR OIL (CR)</b>	Main Market
EUROBANK EQUITIES INVESTMENT FIRM S.A	22/10/2006
HELLENIC AMERICAN SECURITIES S.A.	01/09/2014
LEON DEPOLAS SECURITIES S.A.	01/04/2019
MERIT SECURITIES S.A	25/02/2019
NATIONAL SECURITIES S.A.	02/01/1900
PIRAEUS SECURITIES S. A.	04/05/2015
<b>MYTILINEOS (CR)</b>	Main Market
ALPHA FINANCE INVESTMENT SERVICES S.A.	15/04/2019
EUROBANK EQUITIES INVESTMENT FIRM S.A	20/09/2017
MERIT SECURITIES S.A	25/02/2019
NATIONAL SECURITIES S.A.	02/01/1900
PIRAEUS SECURITIES S. A.	04/05/2015
<b>NATIONAL BANK (CR)</b>	Main Market
ALPHA FINANCE INVESTMENT SERVICES S.A.	09/01/2006
EUROBANK EQUITIES INVESTMENT FIRM S.A	22/10/2006
HELLENIC AMERICAN SECURITIES S.A.	25/07/2014
LEON DEPOLAS SECURITIES S.A.	20/05/2015
MERIT SECURITIES S.A	03/09/2012
NATIONAL SECURITIES S.A.	02/01/1900
PIRAEUS SECURITIES S. A.	08/09/2008

## List of Stocks under Market Making operations

Securities	Market Maker	Start Market Making	Stock Category
<b>OPAP (CR)</b>			
	ALPHA FINANCE INVESTMENT SERVICES S.A.	09/01/2006	Main Market
	EUROBANK EQUITIES INVESTMENT FIRM S.A	22/10/2006	
	HELLENIC AMERICAN SECURITIES S.A.	25/07/2014	
	MERIT SECURITIES S.A	20/03/2017	
	NATIONAL SECURITIES S.A.	02/01/1900	
	PIRAEUS SECURITIES S. A.	04/05/2015	
<b>OTE (CR)</b>			
	ALPHA FINANCE INVESTMENT SERVICES S.A.	09/01/2006	Main Market
	EUROBANK EQUITIES INVESTMENT FIRM S.A	22/10/2006	
	HELLENIC AMERICAN SECURITIES S.A.	25/07/2014	
	LEON DEPOLAS SECURITIES S.A.	20/04/2015	
	MERIT SECURITIES S.A	20/03/2017	
	NATIONAL SECURITIES S.A.	02/01/1900	
	PIRAEUS SECURITIES S. A.	08/09/2008	
<b>P.P.A. S.A. (CR)</b>			
	EUROBANK EQUITIES INVESTMENT FIRM S.A	06/02/2019	Main Market
<b>PAPOUTSANIS (CR)</b>			
	ALPHA FINANCE INVESTMENT SERVICES S.A.	19/11/2018	Main Market
	BETA SECURITIES S.A.	25/11/2013	
<b>PETROPOULOS PETROS (CR)</b>			
	EUROBANK EQUITIES INVESTMENT FIRM S.A	01/04/2019	Main Market
	PANTELAKIS SECURITIES S.A.	16/03/2020	
<b>PIRAEUS BANK (CR)</b>			
	ALPHA FINANCE INVESTMENT SERVICES S.A.	15/04/2019	Main Market
	EUROBANK EQUITIES INVESTMENT FIRM S.A	22/10/2006	
	EUROXX SECURITIES S.A.	15/02/2016	
	HELLENIC AMERICAN SECURITIES S.A.	25/07/2014	
	LEON DEPOLAS SECURITIES S.A.	30/11/2018	
	MERIT SECURITIES S.A	16/09/2013	
	NATIONAL SECURITIES S.A.	02/01/1900	
	PIRAEUS SECURITIES S. A.	16/02/2009	
<b>PLAISIO COMPUTERS SA (CR)</b>			
	EUROBANK EQUITIES INVESTMENT FIRM S.A	02/03/2015	Main Market
<b>PPC (CR)</b>			
	ALPHA FINANCE INVESTMENT SERVICES S.A.	09/01/2006	Main Market
	EUROBANK EQUITIES INVESTMENT FIRM S.A	22/10/2006	
	HELLENIC AMERICAN SECURITIES S.A.	01/09/2014	
	MERIT SECURITIES S.A	06/11/2017	
	NATIONAL SECURITIES S.A.	02/01/1900	
	PIRAEUS SECURITIES S. A.	28/09/2009	
<b>PROFILE SA (CR)</b>			
	PANTELAKIS SECURITIES S.A.	01/07/2019	Main Market
<b>QUEST HOLDINGS (CR)</b>			
	BETA SECURITIES S.A.	26/03/2018	Main Market
	EUROBANK EQUITIES INVESTMENT FIRM S.A	28/01/2019	
<b>SPIROY AGRICULTURE SA (CR)</b>			
	EUROBANK EQUITIES INVESTMENT FIRM S.A	02/09/2019	Main Market
<b>TERNA ENERGY (CR)</b>			
	PIRAEUS SECURITIES S. A.	09/12/2019	Main Market
<b>THRACE PLASTICS SA (CR)</b>			
	ALPHA FINANCE INVESTMENT SERVICES S.A.	26/03/2018	Main Market
	EUROBANK EQUITIES INVESTMENT FIRM S.A	26/03/2018	
<b>TITAN CEMENT (CB)</b>			
	EUROBANK EQUITIES INVESTMENT FIRM S.A	06/11/2019	Main Market
<b>VIOHALCO SA/NV (CB)</b>			
	ALPHA FINANCE INVESTMENT SERVICES S.A.	11/03/2008	Main Market
	EUROBANK EQUITIES INVESTMENT FIRM S.A	04/03/2014	
	MERIT SECURITIES S.A	17/03/2014	

Underlying Asset				Derivatives Market													
Price max	Price min	Closing price	change	Delivery Month	Open price	Price max	Price min	Last price	Closing price	Last Bid	Last Ask	Fixing price*	Life high	Life low	Trades	Volume	Open Interest
<b>FTSE/Athex Large Cap</b>																	
1,549.60	1,523.85	1,544.01	0.10%														
				July 2020	1,542.75	1,550.00	1,524.00	1,548.00	1,548.00	---	---		1,660.00	---	140	2,355	3,684
				August 2020	1,530.25	1,546.25	1,521.00	1,544.00	1,544.00	---	---		1,628.00	---	178	2,595	2,905
				September 2020	1,532.75	1,545.25	1,523.50	1,545.25	1,545.25	---	---		1,545.25	---	13	237	20
				December 2020	---	---	---	---	1,555.75	---	---		---	---	---	---	---
				March 2021	---	---	---	---	1,563.75	---	---		---	---	---	---	---
				June 2021	---	---	---	---	1,571.50	---	---		---	---	---	---	---

(Trade Unit: 1 Index Point x 2€, Cash Settlement)

Derivatives notes

Fixing prices and final open positions can be retrieved from the following path <http://www.helex.gr/el/web/guest/statistics-end-of-day-derivatives>



Underlying Asset				Derivatives Market														
Price max	Price min	Closing price	change	Delivery Month	Open price	Price max	Price min	Last price	Closing price	Last Bid	Last Ask	Fixing price*	Life high	Life low	Trades	Volume	Open Interest	
<b>ADMIE (IPTO) HOLDING S.A. (CR)</b>																		
2.37	2.32	2.35	0.86%															(Contract Size: 100 Securities, Physical Delivery)
				September 2020	2.24	2.29	2.23	2.25	2.25	---	---	---	2.47	---	23	113	3,484	
				December 2020	---	---	---	---	2.35	---	---	---	---	---	---	---	---	
				March 2021	---	---	---	---	2.36	---	---	---	---	---	---	---	---	
				June 2021	---	---	---	---	2.37	---	---	---	---	---	---	---	---	
<b>ALPHA BANK (CR)</b>																		
0.607	0.5922	0.5922	-1.76%															(Contract Size: 100 Securities, Physical Delivery)
				September 2020	0.600	0.605	0.591	0.592	0.592	---	---	---	0.742	---	204	3,707	93,921	
				December 2020	---	---	---	---	0.608	---	---	---	---	---	---	---	---	
				March 2021	---	---	---	---	0.611	---	---	---	---	---	---	---	---	
				June 2021	---	---	---	---	0.614	---	---	---	---	---	---	---	---	
<b>ATTICA BANK S.A. (CR)</b>																		
0.198	0.1934	0.195	-1.52%															(Contract Size: 100 Securities, Physical Delivery)
				September 2020	---	---	---	---	0.199	---	---	---	---	---	---	---	---	---
				December 2020	---	---	---	---	0.200	---	---	---	---	---	---	---	---	---
				March 2021	---	---	---	---	0.201	---	---	---	---	---	---	---	---	---
				June 2021	---	---	---	---	0.202	---	---	---	---	---	---	---	---	---
<b>CC HBC AG (CR)</b>																		
22.93	22.64	22.75	-2.28%															(Contract Size: 100 Securities, Physical Delivery)
				September 2020	22.85	22.92	22.70	22.75	22.75	---	---	---	35.15	---	9	39	122	
				December 2020	---	---	---	---	23.48	---	---	---	---	---	---	---	---	
				March 2021	---	---	---	---	23.60	---	---	---	---	---	---	---	---	
				June 2021	---	---	---	---	23.72	---	---	---	---	---	---	---	---	
<b>CENERGY HOLDINGS (CB)</b>																		
0.948	0.901	0.94	5.38%															(Contract Size: 100 Securities, Physical Delivery)
				September 2020	0.917	0.944	0.917	0.944	0.944	---	---	---	0.998	---	14	75	2,100	
				December 2020	---	---	---	---	0.900	---	---	---	---	---	---	---	---	
				March 2021	---	---	---	---	0.904	---	---	---	---	---	---	---	---	
				June 2021	---	---	---	---	0.909	---	---	---	---	---	---	---	---	
<b>ELLAKTOR (CR)</b>																		
1.09	1.06	1.076	-0.74%															(Contract Size: 100 Securities, Physical Delivery)
				September 2020	1.07	1.08	1.06	1.08	1.08	---	---	---	1.23	---	15	117	10,646	
				December 2020	---	---	---	---	1.09	---	---	---	1.06	---	---	---	---	
				March 2021	---	---	---	---	1.10	---	---	---	---	---	---	---	---	
				June 2021	---	---	---	---	1.10	---	---	---	---	---	---	---	---	
<b>EUROBANK HOLDINGS (CR)</b>																		
0.3989	0.386	0.388	-1.77%															(Contract Size: 100 Securities, Physical Delivery)
				September 2020	0.393	0.397	0.385	0.385	0.385	---	---	---	0.448	---	91	1,787	52,224	
				December 2020	---	---	---	---	0.398	---	---	---	---	---	---	---	---	
				March 2021	---	---	---	---	0.400	---	---	---	---	---	---	---	---	
				June 2021	---	---	---	---	0.402	---	---	---	---	---	---	---	---	

Derivatives notes

Fixing prices and final open positions can be retrieved from the following path <http://www.helex.gr/el/web/guest/statistics-end-of-day-derivatives>

Underlying Asset				Derivatives Market													
Price max	Price min	Closing price	change	Delivery Month	Open price	Price max	Price min	Last price	Closing price	Last Bid	Last Ask	Fixing price*	Life high	Life low	Trades	Volume	Open Interest
<b>EYDAP S.A. (CR)</b>				(Contract Size: 100 Securities, Physical Delivery)													
6.94	6.72	6.74	-0.88%	September 2020	6.83	6.83	6.76	6.76	6.76	---	---	---	7.23	---	9	19	69
				December 2020	---	---	---	---	6.86	---	---	---	---	---	---	---	---
				March 2021	---	---	---	---	6.89	---	---	---	---	---	---	---	---
				June 2021	---	---	---	---	6.93	---	---	---	---	---	---	---	---
<b>FOURLIS (CR)</b>				(Contract Size: 100 Securities, Physical Delivery)													
4.1	4	4.065	1.62%	September 2020	---	---	---	---	4.01	---	---	---	4.29	---	---	---	70
				December 2020	---	---	---	---	4.03	---	---	---	---	---	---	---	---
				March 2021	---	---	---	---	4.05	---	---	---	---	---	---	---	---
				June 2021	---	---	---	---	4.08	---	---	---	---	---	---	---	---
<b>GEK TERNA (CR)</b>				(Contract Size: 100 Securities, Physical Delivery)													
6.39	6.14	6.36	1.43%	September 2020	6.21	6.42	6.20	6.31	6.31	---	---	---	6.92	---	72	261	3,192
				December 2020	---	---	---	---	6.32	---	---	---	---	---	---	---	---
				March 2021	---	---	---	---	6.36	---	---	---	---	---	---	---	---
				June 2021	---	---	---	---	6.39	---	---	---	---	---	---	---	---
<b>HELLENIC EXCHANGES-A.S.E. (CR)</b>				(Contract Size: 100 Securities, Physical Delivery)													
3.15	3.105	3.12	-0.32%	September 2020	3.17	3.17	3.17	3.17	3.17	---	---	---	3.70	---	1	5	1,204
				December 2020	---	---	---	---	3.16	---	---	---	---	---	---	---	---
				March 2021	---	---	---	---	3.17	---	---	---	---	---	---	---	---
				June 2021	---	---	---	---	3.19	---	---	---	---	---	---	---	---
<b>HELLENIC PETROLEUM (CR)</b>				(Contract Size: 100 Securities, Physical Delivery)													
5.7	5.56	5.59	-0.18%	September 2020	---	---	---	---	5.62	---	---	---	6.24	---	---	---	1,302
				December 2020	---	---	---	---	5.65	---	---	---	---	---	---	---	---
				March 2021	---	---	---	---	5.68	---	---	---	---	---	---	---	---
				June 2021	---	---	---	---	5.71	---	---	---	---	---	---	---	---
<b>INTRACOM HOLDINGS (CR)</b>				(Contract Size: 100 Securities, Physical Delivery)													
0.485	0.47	0.484	1.79%	September 2020	0.494	0.494	0.494	0.494	0.494	---	---	---	0.546	---	3	13	814
				December 2020	---	---	---	---	0.480	---	---	---	---	---	---	---	---
				March 2021	---	---	---	---	0.482	---	---	---	---	---	---	---	---
				June 2021	---	---	---	---	0.484	---	---	---	---	---	---	---	---
<b>JUMBO SA (CR)</b>				(Contract Size: 100 Securities, Physical Delivery)													
16.66	15.61	16.43	2.37%	September 2020	15.66	16.45	15.56	16.35	16.35	---	---	---	17.22	---	16	39	324
				December 2020	---	---	---	---	16.19	---	---	---	---	---	---	---	---
				March 2021	---	---	---	---	16.27	---	---	---	---	---	---	---	---
				June 2021	---	---	---	---	16.35	---	---	---	---	---	---	---	---

Derivatives notes

Fixing prices and final open positions can be retrieved from the following path <http://www.helex.gr/el/web/guest/statistics-end-of-day-derivatives>

Underlying Asset					Derivatives Market												
Price max	Price min	Closing price	change	Delivery Month	Open price	Price max	Price min	Last price	Closing price	Last Bid	Last Ask	Fixing price*	Life high	Life low	Trades	Volume	Open Interest
<b>LAMDA DEVELOPMENT SA (CR)</b>					(Contract Size: 100 Securities, Physical Delivery)												
5.98	5.89	5.91	0.17%	September 2020	5.93	6.00	5.92	5.99	5.99	---	---	---	6.60	---	9	23	2,072
				December 2020	---	---	---	---	5.95	---	---	---	---	---	---	---	---
				March 2021	---	---	---	---	5.98	---	---	---	---	---	---	---	---
				June 2021	---	---	---	---	6.01	---	---	---	---	---	---	---	---
<b>MARFIN INVESTMENT GROUP (CR)</b>					(Contract Size: 100 Securities, Physical Delivery)												
0.0574	0.056	0.0571	1.60%	September 2020	0.058	0.058	0.058	0.058	0.058	---	---	---	0.084	---	7	195	41,780
				December 2020	---	---	---	---	0.057	---	---	---	---	---	---	---	---
				March 2021	---	---	---	---	0.057	---	---	---	---	---	---	---	---
				June 2021	---	---	---	---	0.057	---	---	---	---	---	---	---	---
<b>MOTOR OIL (CR)</b>					(Contract Size: 100 Securities, Physical Delivery)												
12.52	12.17	12.31	-1.52%	September 2020	12.55	12.55	12.26	12.32	12.32	---	---	---	15.38	---	13	25	362
				December 2020	---	---	---	---	12.61	---	---	---	---	---	---	---	---
				March 2021	---	---	---	---	12.67	---	---	---	13.27	---	---	---	2
				June 2021	---	---	---	---	12.73	---	---	---	---	---	---	---	---
<b>MYTILINEOS (CR)</b>					(Contract Size: 100 Securities, Physical Delivery)												
7.7	7.615	7.65	-0.65%	September 2020	7.68	7.70	7.67	7.67	7.67	---	---	---	7.95	---	11	15	4,797
				December 2020	---	---	---	---	7.77	---	---	---	---	---	---	---	---
				March 2021	---	---	---	---	7.81	---	---	---	---	---	---	---	---
				June 2021	---	---	---	---	7.84	---	---	---	---	---	---	---	---
<b>NATIONAL BANK (CR)</b>					(Contract Size: 100 Securities, Physical Delivery)												
1.2195	1.186	1.193	-1.41%	September 2020	1.22	1.23	1.19	1.19	1.19	---	---	---	1.51	---	163	2,890	32,183
				December 2020	---	---	---	---	1.22	---	---	---	---	---	---	---	---
				March 2021	---	---	---	---	1.23	---	---	---	---	---	---	---	---
				June 2021	---	---	---	---	1.23	---	---	---	---	---	---	---	---
<b>OPAP (CR)</b>					(Contract Size: 100 Securities, Physical Delivery)												
8.995	8.72	8.995	2.22%	September 2020	8.45	8.70	8.45	8.70	8.70	---	---	---	9.21	---	36	170	1,134
				December 2020	---	---	---	---	8.88	---	---	---	---	---	---	---	---
				March 2021	---	---	---	---	8.92	---	---	---	---	---	---	---	---
				June 2021	---	---	---	---	8.97	---	---	---	---	---	---	---	---
<b>OTE (CR)</b>					(Contract Size: 100 Securities, Physical Delivery)												
12.44	12.14	12.25	0.74%	September 2020	12.20	12.45	12.20	12.42	12.42	---	---	---	12.54	---	11	61	2,222
				December 2020	---	---	---	---	12.27	---	---	---	---	---	---	---	---
				March 2021	---	---	---	---	12.33	---	---	---	---	---	---	---	---
				June 2021	---	---	---	---	12.39	---	---	---	---	---	---	---	---

## Derivatives notes

Fixing prices and final open positions can be retrieved from the following path <http://www.helex.gr/el/web/guest/statistics-end-of-day-derivatives>

Underlying Asset				Derivatives Market													
Price max	Price min	Closing price	change	Delivery Month	Open price	Price max	Price min	Last price	Closing price	Last Bid	Last Ask	Fixing price*	Life high	Life low	Trades	Volume	Open Interest
<b>P.P.A. S.A. (CR)</b>				(Contract Size: 100 Securities, Physical Delivery)													
17.66	17.12	17.52	0.00%	September 2020	---	---	---	---	17.58	---	---	---	17.65	---	---	---	369
				December 2020	---	---	---	---	17.67	---	---	---	---	---	---	---	---
				March 2021	---	---	---	---	17.76	---	---	---	---	---	---	---	---
				June 2021	---	---	---	---	17.85	---	---	---	---	---	---	---	---
<b>PIRAEUS BANK (CR)</b>				(Contract Size: 100 Securities, Physical Delivery)													
1.253	1.22	1.235	-1.20%	September 2020	1.25	1.25	1.21	1.22	1.22	---	---	---	1.75	---	154	2,037	16,766
				December 2020	---	---	---	---	1.26	---	---	---	---	---	---	---	---
				March 2021	---	---	---	---	1.27	---	---	---	---	---	---	---	---
				June 2021	---	---	---	---	1.27	---	---	---	---	---	---	---	---
<b>PPC (CR)</b>				(Contract Size: 100 Securities, Physical Delivery)													
3.654	3.588	3.654	0.66%	September 2020	3.63	3.67	3.60	3.67	3.67	---	---	---	3.78	---	47	369	10,657
				December 2020	---	---	---	---	3.66	---	---	---	3.68	---	---	---	4
				March 2021	---	---	---	---	3.68	---	---	---	---	---	---	---	---
				June 2021	---	---	---	---	3.70	---	---	---	---	---	---	---	---
<b>TERNA ENERGY (CR)</b>				(Contract Size: 100 Securities, Physical Delivery)													
10.7	10.14	10.48	3.76%	September 2020	10.31	10.68	10.16	10.55	10.55	---	---	---	10.68	---	98	432	2,710
				December 2020	---	---	---	---	10.19	---	---	---	---	---	---	---	---
				March 2021	---	---	---	---	10.24	---	---	---	---	---	---	---	---
				June 2021	---	---	---	---	10.29	---	---	---	---	---	---	---	---
<b>TITAN CEMENT (CB)</b>				(Contract Size: 100 Securities, Physical Delivery)													
10.84	10.6	10.78	0.00%	September 2020	10.74	10.80	10.68	10.80	10.80	---	---	---	12.30	---	5	18	2,172
				December 2020	---	---	---	---	10.87	---	---	---	---	---	---	---	---
				March 2021	---	---	---	---	10.93	---	---	---	---	---	---	---	---
				June 2021	---	---	---	---	10.98	---	---	---	---	---	---	---	---
<b>VIOHALCO SA/NV (CB)</b>				(Contract Size: 100 Securities, Physical Delivery)													
2.475	2.285	2.475	6.68%	September 2020	2.30	2.48	2.30	2.48	2.48	---	---	---	2.55	---	33	148	2,105
				December 2020	---	---	---	---	2.34	---	---	---	---	---	---	---	---
				March 2021	---	---	---	---	2.35	---	---	---	---	---	---	---	---
				June 2021	---	---	---	---	2.36	---	---	---	---	---	---	---	---

## Derivatives notes

Fixing prices and final open positions can be retrieved from the following path <http://www.helex.gr/el/web/guest/statistics-end-of-day-derivatives>

FTSE/Athex Large Cap

(Trade Unit: 1 Index Point x 2€ - Exercise Style: European, Cash Settlement)

Exercise Price	Call Options														Put Options														Exercise Price				
	July 2020							August 2020							Other Months		July 2020							August 2020							Other Months		
	Open price	Price max	Price min	Last price	Closing price	Volume	Open Interest	Open price	Price max	Price min	Last price	Closing price	Volume	Open Interest	Volume	Open Interest	Open price	Price max	Price min	Last price	Closing price	Volume	Open Interest	Open price	Price max	Price min	Last price	Closing price		Volume	Open Interest	Volume	Open Interest
1,050	-	-	-	-	-	-	-	-	-	-	-	-	-	-	-	-	-	-	-	-	-	-	-	-	-	-	-	-	-	-	1,050		
1,075	-	-	-	-	-	-	-	-	-	-	-	-	-	-	-	-	-	-	-	-	-	-	-	-	-	-	-	-	-	-	1,075		
1,100	-	-	-	-	-	-	-	-	-	-	-	-	-	-	-	-	-	-	-	-	-	-	-	-	-	-	-	-	-	-	1,100		
1,125	-	-	-	-	-	-	-	-	-	-	-	-	-	-	-	-	-	-	-	-	-	-	-	-	-	-	-	-	-	-	1,125		
1,150	-	-	-	-	-	-	-	-	-	-	-	-	-	-	-	-	-	-	-	-	-	-	-	-	-	-	-	-	-	-	1,150		
1,175	-	-	-	-	-	-	-	-	-	-	-	-	-	-	-	-	-	-	-	-	-	-	-	-	-	-	-	-	-	-	1,175		
1,200	-	-	-	-	-	-	-	-	-	-	-	-	-	-	-	-	-	-	-	-	-	-	-	-	-	-	-	-	-	-	1,200		
1,225	-	-	-	-	-	-	-	-	-	-	-	-	-	-	-	-	-	-	-	-	-	-	-	-	-	-	-	-	-	-	1,225		
1,250	-	-	-	-	-	-	-	-	-	-	-	-	-	-	-	-	-	-	-	-	-	-	-	-	-	-	-	-	-	-	1,250		
1,275	0.00	0.00	0.00	-	269.00	-	-	-	-	-	-	-	-	-	-	-	0.00	0.00	0.00	-	0.01	-	-	-	-	-	-	-	-	-	1,275		
1,300	0.00	0.00	0.00	-	244.00	-	-	0.00	0.00	0.00	-	245.00	-	-	-	0.00	0.00	0.00	-	0.01	-	-	0.00	0.00	0.00	-	2.10	-	-	-	1,300		
1,325	0.00	0.00	0.00	-	219.00	-	-	0.00	0.00	0.00	-	221.00	-	-	-	0.00	0.00	0.00	-	0.01	-	-	0.00	0.00	0.00	-	3.40	-	-	-	1,325		
1,350	0.00	0.00	0.00	-	194.00	-	-	0.00	0.00	0.00	-	198.00	-	-	-	0.00	0.00	0.00	-	0.03	-	-	0.00	0.00	0.00	-	5.30	-	-	-	1,350		
1,375	0.00	0.00	0.00	-	169.00	-	-	0.00	0.00	0.00	-	176.00	-	-	-	0.00	0.00	0.00	-	0.02	-	-	0.00	0.00	0.00	-	8.00	-	-	-	1,375		
1,400	0.00	0.00	0.00	-	144.00	-	40	0.00	0.00	0.00	-	154.00	-	-	-	0.00	0.00	0.00	-	0.01	-	20	0.00	0.00	0.00	-	11.75	-	20	-	1,400		
1,425	0.00	0.00	0.00	-	119.00	-	40	0.00	0.00	0.00	-	134.00	-	-	-	0.00	0.00	0.00	-	0.01	-	60	0.00	0.00	0.00	-	16.50	-	-	-	1,425		
1,450	0.00	0.00	0.00	-	94.50	-	-	0.00	0.00	0.00	-	116.00	-	-	-	0.00	0.00	0.00	-	0.03	-	121	0.00	0.00	0.00	-	22.75	-	-	-	1,450		
1,475	0.00	0.00	0.00	-	70.00	-	1	0.00	0.00	0.00	-	98.50	-	-	-	0.00	0.00	0.00	-	0.31	-	2	0.00	0.00	0.00	-	30.50	-	20	-	1,475		
1,500	0.00	0.00	0.00	-	46.25	-	40	71.00	86.00	71.00	86.00	86.00	11	30	-	0.00	0.00	0.00	-	1.80	-	173	49.00	49.00	49.00	49.00	49.00	20	21	-	1,500		
1,525	18.50	23.00	18.50	22.00	22.00	22	150	56.00	56.00	56.00	56.00	56.00	1	41	-	0.00	23.00	0.00	-	6.60	-	70	58.00	58.00	49.00	49.00	49.00	41	40	-	1,525		
1,550	7.00	7.00	7.00	7.00	7.00	1	27	0.00	0.00	0.00	-	56.00	-	41	-	25.00	7.00	25.00	25.00	25.00	1	61	0.00	0.00	0.00	-	63.00	-	21	-	1,550		
1,575	0.00	0.00	0.00	-	4.00	-	142	0.00	0.00	0.00	-	45.50	-	42	-	0.00	0.00	0.00	-	34.50	-	129	86.50	86.50	86.50	86.50	86.50	20	79	-	1,575		
1,600	0.00	0.00	0.00	-	1.00	-	60	0.00	0.00	0.00	-	36.25	-	-	-	0.00	0.00	0.00	-	56.50	-	50	0.00	0.00	0.00	-	93.00	-	60	-	1,600		
1,625	0.00	0.00	0.00	-	0.19	-	126	0.00	0.00	0.00	-	28.75	-	21	-	0.00	0.00	0.00	-	80.50	-	20	0.00	0.00	0.00	-	110.00	-	20	-	1,625		
1,650	0.00	0.00	0.00	-	0.02	-	23	0.00	0.00	0.00	-	22.25	-	21	-	0.00	0.00	0.00	-	106.00	-	61	0.00	0.00	0.00	-	129.00	-	-	-	1,650		
1,675	0.00	0.00	0.00	-	0.01	-	120	0.00	0.00	0.00	-	17.25	-	1	-	0.00	0.00	0.00	-	130.00	-	60	0.00	0.00	0.00	-	149.00	-	-	-	1,675		
1,700	0.00	0.00	0.00	-	0.20	-	-	0.00	0.00	0.00	-	13.00	-	-	-	0.00	0.00	0.00	-	155.00	-	-	0.00	0.00	0.00	-	170.00	-	-	-	1,700		
1,725	0.00	0.00	0.00	-	0.07	-	-	0.00	0.00	0.00	-	9.70	-	-	-	0.00	0.00	0.00	-	180.00	-	-	0.00	0.00	0.00	-	191.00	-	-	-	1,725		
1,750	0.00	0.00	0.00	-	0.01	-	1	0.00	0.00	0.00	-	7.20	-	-	-	0.00	0.00	0.00	-	205.00	-	-	0.00	0.00	0.00	-	214.00	-	-	-	1,750		
1,775	0.00	0.00	0.00	-	0.01	-	-	0.00	0.00	0.00	-	5.30	-	-	-	0.00	0.00	0.00	-	230.00	-	-	0.00	0.00	0.00	-	237.00	-	-	-	1,775		
1,800	-	-	-	-	-	-	-	-	-	-	-	-	-	-	-	-	-	-	-	-	-	-	-	-	-	-	-	-	-	-	1,800		
1,825	-	-	-	-	-	-	-	-	-	-	-	-	-	-	-	-	-	-	-	-	-	-	-	-	-	-	-	-	-	-	1,825		
1,850	-	-	-	-	-	-	-	-	-	-	-	-	-	-	-	-	-	-	-	-	-	-	-	-	-	-	-	-	-	-	1,850		
1,875	-	-	-	-	-	-	-	-	-	-	-	-	-	-	-	-	-	-	-	-	-	-	-	-	-	-	-	-	-	-	1,875		
1,900	-	-	-	-	-	-	-	-	-	-	-	-	-	-	-	-	-	-	-	-	-	-	-	-	-	-	-	-	-	-	1,900		
1,925	-	-	-	-	-	-	-	-	-	-	-	-	-	-	-	-	-	-	-	-	-	-	-	-	-	-	-	-	-	-	1,925		

FTSE/Athex Large Cap

(Trade Unit: 1 Index Point x 2€ - Exercise Style: European, Cash Settlement)

Exercise Price	Call Options														Put Options														Exercise Price				
	July 2020							August 2020							Other Months		July 2020							August 2020							Other Months		
	Open price	Price max	Price min	Last price	Closing price	Volume	Open Interest	Open price	Price max	Price min	Last price	Closing price	Volume	Open Interest	Volume	Open Interest	Open price	Price max	Price min	Last price	Closing price	Volume	Open Interest	Open price	Price max	Price min	Last price	Closing price		Volume	Open Interest	Volume	Open Interest
1,950	-	-	-	-	-	-	-	-	-	-	-	-	-	-	-	-	-	-	-	-	-	-	-	-	-	-	-	-	-	-	-	-	1,950
1,975	-	-	-	-	-	-	-	-	-	-	-	-	-	-	-	-	-	-	-	-	-	-	-	-	-	-	-	-	-	-	-	-	1,975
2,000	-	-	-	-	-	-	-	-	-	-	-	-	-	-	-	-	-	-	-	-	-	-	-	-	-	-	-	-	-	-	-	2,000	
2,050	-	-	-	-	-	-	-	-	-	-	-	-	-	-	-	-	-	-	-	-	-	-	-	-	-	-	-	-	-	-	-	2,050	
2,100	-	-	-	-	-	-	-	-	-	-	-	-	-	-	-	-	-	-	-	-	-	-	-	-	-	-	-	-	-	-	-	2,100	
2,150	-	-	-	-	-	-	-	-	-	-	-	-	-	-	-	-	-	-	-	-	-	-	-	-	-	-	-	-	-	-	-	2,150	
2,200	-	-	-	-	-	-	-	-	-	-	-	-	-	-	-	-	-	-	-	-	-	-	-	-	-	-	-	-	-	-	-	2,200	
2,250	-	-	-	-	-	-	-	-	-	-	-	-	-	-	-	-	-	-	-	-	-	-	-	-	-	-	-	-	-	-	-	2,250	
2,300	-	-	-	-	-	-	-	-	-	-	-	-	-	-	-	-	-	-	-	-	-	-	-	-	-	-	-	-	-	-	-	2,300	
2,350	-	-	-	-	-	-	-	-	-	-	-	-	-	-	-	-	-	-	-	-	-	-	-	-	-	-	-	-	-	-	-	2,350	
2,400	-	-	-	-	-	-	-	-	-	-	-	-	-	-	-	-	-	-	-	-	-	-	-	-	-	-	-	-	-	-	-	2,400	
2,450	-	-	-	-	-	-	-	-	-	-	-	-	-	-	-	-	-	-	-	-	-	-	-	-	-	-	-	-	-	-	-	2,450	
2,500	-	-	-	-	-	-	-	-	-	-	-	-	-	-	-	-	-	-	-	-	-	-	-	-	-	-	-	-	-	-	-	2,500	
2,550	-	-	-	-	-	-	-	-	-	-	-	-	-	-	-	-	-	-	-	-	-	-	-	-	-	-	-	-	-	-	-	2,550	
2,600	-	-	-	-	-	-	-	-	-	-	-	-	-	-	-	-	-	-	-	-	-	-	-	-	-	-	-	-	-	-	-	2,600	
Totals:						23	770						12	197	0	0							1	827						81	281	0	0
Number of Trades:							4							3		0								1						5		0	

ALPHA BANK (CR)

(Contract Size: 100 Securities, Exercise Style: American, Physical Delivery)

Call Options														Put Options																			
July 2020							August 2020							Other Months		July 2020							August 2020							Other Months		Exercise Price	
Open price	Price max	Price min	Last price	Closing price	Volume	Open Interest	Open price	Price max	Price min	Last price	Closing price	Volume	Open Interest	Volume	Open Interest	Open price	Price max	Price min	Last price	Closing price	Volume	Open Interest	Open price	Price max	Price min	Last price	Closing price	Volume	Open Interest	Volume	Open Interest		
0.250	0.000	0.000	0.000	0.353	-	-	0.000	0.000	0.000	0.354	-	-				0.000	0.000	0.000	0.001	-	-				0.000	0.000	0.000	0.001	-	-			0.003
0.300	0.000	0.000	0.000	0.303	-	-	0.000	0.000	0.000	0.304	-	-				0.000	0.000	0.000	0.001	-	-				0.000	0.000	0.000	0.001	-	-			0.003
0.350	0.000	0.000	0.000	0.253	-	-	0.000	0.000	0.000	0.254	-	-				0.000	0.000	0.000	0.001	-	-				0.000	0.000	0.000	0.001	-	-			0.004
0.400	0.000	0.000	0.000	0.203	-	-	0.000	0.000	0.000	0.204	-	-				0.000	0.000	0.000	0.001	-	-				0.000	0.000	0.000	0.001	-	-			0.004
0.450	0.000	0.000	0.000	0.153	-	-	0.000	0.000	0.000	0.155	-	-				0.000	0.000	0.000	0.001	-	-				0.000	0.000	0.000	0.002	-	-			0.005
0.500	0.000	0.000	0.000	0.104	-	-	0.000	0.000	0.000	0.111	-	-				0.000	0.000	0.000	0.001	-	-				0.000	0.000	0.000	0.007	-	-			0.005
0.550	0.000	0.000	0.000	0.060	-	-	0.000	0.000	0.000	0.072	-	-				0.000	0.000	0.000	0.007	-	-				0.000	0.000	0.000	0.018	-	-			0.006
0.600	0.000	0.000	0.000	0.028	-	-	0.000	0.000	0.000	0.044	-	-				0.000	0.000	0.000	0.025	-	-				0.000	0.000	0.000	0.039	-	-			0.006
0.650	0.000	0.000	0.000	0.010	-	-	0.000	0.000	0.000	0.024	-	-				0.000	0.000	0.000	0.057	-	-				0.000	0.000	0.000	0.070	-	-			0.007
0.700	0.000	0.000	0.000	0.003	-	-	0.000	0.000	0.000	0.012	-	-				0.000	0.000	0.000	0.100	-	-				0.000	0.000	0.000	0.108	-	-			0.007
0.750	0.000	0.000	0.000	0.001	-	-	0.000	0.000	0.000	0.006	-	-				0.000	0.000	0.000	0.148	-	-				0.000	0.000	0.000	0.152	-	-			0.008
0.800	0.000	0.000	0.000	0.001	-	-	0.000	0.000	0.000	0.003	-	-				0.000	0.000	0.000	0.197	-	-				0.000	0.000	0.000	0.199	-	-			0.008
0.850	0.000	0.000	0.000	0.004	-	-	0.000	0.000	0.000	0.001	-	-				0.000	0.000	0.000	0.247	-	-				0.000	0.000	0.000	0.247	-	-			0.009
0.900	0.000	0.000	0.000	0.002	-	-	0.000	0.000	0.000	0.001	-	-				0.000	0.000	0.000	0.297	-	-				0.000	0.000	0.000	0.297	-	-			0.009
0.950	0.000	0.000	0.000	0.001	-	-	0.000	0.000	0.000	0.005	-	-				0.000	0.000	0.000	0.347	-	-				0.000	0.000	0.000	0.347	-	-			0.010
1.000					-	-					-	-																					0.010
1.100					-	-					-	-																					0.011
1.200					-	-					-	-																					0.012
1.300					-	-					-	-																					0.013
1.400					-	-					-	-																					0.014
1.500					-	-					-	-																					0.015
1.600					-	-					-	-																					0.016
1.700					-	-					-	-																					0.017
1.800					-	-					-	-																					0.018
1.900					-	-					-	-																					0.019
2.000					-	-					-	-																					0.020
2.200					-	-					-	-																					0.022
2.400					-	-					-	-																					0.024
2.600					-	-					-	-																					0.026
2.800					-	-					-	-																					0.028
Totals:					0	0								0	0	0							0	0							0	0	
Number of Trades:					0									0	0									0.00								0	

NATIONAL BANK (CR)

(Contract Size: 100 Securities, Exercise Style: American, Physical Delivery)

Call Options														Put Options																			
Exercise Price	July 2020						August 2020						Other Months		July 2020						August 2020						Other Months		Exercise Price				
	Open price	Price max	Price min	Last price	Closing price	Volume	Open Interest	Open price	Price max	Price min	Last price	Closing price	Volume	Open Interest	Volume	Open Interest	Open price	Price max	Price min	Last price	Closing price	Volume	Open Interest	Open price	Price max	Price min	Last price	Closing price		Volume	Open Interest	Volume	Open Interest
0.600						-	-						-	-									-	-									0.006
0.650	0.000	0.000	0.000		0.560	-	-	0.000	0.000	0.000		0.561	-	-			0.000	0.000	0.000		0.001	-	-	0.000	0.000	0.000		0.001	-	-			0.007
0.700	0.000	0.000	0.000		0.510	-	-	0.000	0.000	0.000		0.512	-	-			0.000	0.000	0.000		0.001	-	-	0.000	0.000	0.000		0.001	-	-			0.007
0.750	0.000	0.000	0.000		0.460	-	-	0.000	0.000	0.000		0.463	-	-			0.000	0.000	0.000		0.001	-	-	0.000	0.000	0.000		0.001	-	-			0.008
0.800	0.000	0.000	0.000		0.410	-	-	0.000	0.000	0.000		0.414	-	-			0.000	0.000	0.000		0.001	-	-	0.000	0.000	0.000		0.003	-	-			0.008
0.850	0.000	0.000	0.000		0.360	-	-	0.000	0.000	0.000		0.367	-	-			0.000	0.000	0.000		0.001	-	-	0.000	0.000	0.000		0.005	-	-			0.009
0.900	0.000	0.000	0.000		0.310	-	-	0.000	0.000	0.000		0.321	-	-			0.000	0.000	0.000		0.001	-	-	0.000	0.000	0.000		0.010	-	-			0.009
0.950	0.000	0.000	0.000		0.260	-	-	0.000	0.000	0.000		0.278	-	-			0.000	0.000	0.000		0.001	-	-	0.000	0.000	0.000		0.016	-	-			0.010
1.000	0.000	0.000	0.000		0.210	-	-	0.000	0.000	0.000		0.237	-	-			0.000	0.000	0.000		0.001	-	-	0.000	0.000	0.000		0.025	-	-			0.010
1.100	0.000	0.000	0.000		0.113	-	-	0.000	0.000	0.000		0.168	-	-			0.000	0.000	0.000		0.003	-	-	0.000	0.000	0.000		0.056	-	-			0.011
1.200	0.000	0.000	0.000		0.039	-	10	0.000	0.000	0.000		0.112	-	-			0.000	0.000	0.000		0.029	-	-	0.000	0.000	0.000		0.100	-	-			0.012
1.300	0.000	0.000	0.000		0.007	-	-	0.000	0.000	0.000		0.072	-	-			0.000	0.000	0.000		0.097	-	-	0.000	0.000	0.000		0.160	-	-			0.013
1.400	0.000	0.000	0.000		0.001	-	-	0.000	0.000	0.000		0.045	-	-			0.000	0.000	0.000		0.190	-	-	0.000	0.000	0.000		0.232	-	-			0.014
1.500	0.000	0.000	0.000		0.001	-	-	0.000	0.000	0.000		0.027	-	-			0.000	0.000	0.000		0.290	-	-	0.000	0.000	0.000		0.314	-	-			0.015
1.600	0.000	0.000	0.000		0.001	-	-	0.000	0.000	0.000		0.016	-	-			0.000	0.000	0.000		0.390	-	-	0.000	0.000	0.000		0.403	-	-			0.016
1.700	0.000	0.000	0.000		0.001	-	-	0.000	0.000	0.000		0.009	-	-			0.000	0.000	0.000		0.490	-	-	0.000	0.000	0.000		0.497	-	-			0.017
1.800	0.000	0.000	0.000		0.001	-	-	0.000	0.000	0.000		0.005	-	-			0.000	0.000	0.000		0.590	-	-	0.000	0.000	0.000		0.593	-	-			0.018
1.900	0.000	0.000	0.000		0.001	-	-	0.000	0.000	0.000		0.003	-	-			0.000	0.000	0.000		0.690	-	-	0.000	0.000	0.000		0.691	-	-			0.019
2.000	0.000	0.000	0.000		0.001	-	-	0.000	0.000	0.000		0.001	-	-			0.000	0.000	0.000		0.790	-	-	0.000	0.000	0.000		0.790	-	-			0.020
2.200						-	-						-	-								-	-										0.022
2.400						-	-						-	-								-	-										0.024
2.600						-	-						-	-								-	-										0.026
2.800						-	-						-	-								-	-										0.028
3.000						-	-						-	-								-	-										0.030
3.200						-	-						-	-								-	-										0.032
3.400						-	-						-	-								-	-										0.034
3.600						-	-						-	-								-	-										0.036
3.800						-	-						-	-								-	-										0.038
4.000						-	-						-	-								-	-										0.040
4.400						-	-						-	-								-	-										0.044
Totals:						0	10					0	0	0	0	0					0	0					0	0	0	0	450		
Number of Trades:						0						0	0	0								0.00					0	0					



OPAP (CR)

(Contract Size: 100 Securities, Exercise Style: American, Physical Delivery)

Call Options																Put Options																	
Exercise Price	July 2020						August 2020						Other Months		July 2020						August 2020						Other Months		Exercise Price				
	Open price	Price max	Price min	Last price	Closing price	Volume	Open Interest	Open price	Price max	Price min	Last price	Closing price	Volume	Open Interest	Volume	Open Interest	Open price	Price max	Price min	Last price	Closing price	Volume	Open Interest	Open price	Price max	Price min	Last price	Closing price		Volume	Open Interest	Volume	Open Interest
4.000						-	-						-	-								-	-										0.040
4.400						-	-						-	-								-	-										0.044
4.800	0.000	0.000	0.000		4.00	-	-						-	-			0.000	0.000	0.000		0.001	-	-									0.048	
5.200	0.000	0.000	0.000		3.60	-	-						-	-			0.000	0.000	0.000		0.001	-	-									0.052	
5.600	0.000	0.000	0.000		3.20	-	-						-	-			0.000	0.000	0.000		0.001	-	-									0.056	
6.000	0.000	0.000	0.000		2.80	-	-	0.000	0.000	0.000		2.81	-	-			0.000	0.000	0.000		0.001	-	-	0.000	0.000	0.000		0.001	-	-		0.060	
6.400	0.000	0.000	0.000		2.40	-	-	0.000	0.000	0.000		2.42	-	-			0.000	0.000	0.000		0.001	-	-	0.000	0.000	0.000		0.003	-	-		0.064	
6.800	0.000	0.000	0.000		2.00	-	-	0.000	0.000	0.000		2.03	-	-			0.000	0.000	0.000		0.003	-	-	0.000	0.000	0.000		0.011	-	-		0.068	
7.200	0.000	0.000	0.000		1.60	-	-	0.000	0.000	0.000		1.65	-	-			0.000	0.000	0.000		0.002	-	-	0.000	0.000	0.000		0.032	-	-		0.072	
7.600	0.000	0.000	0.000		1.20	-	-	0.000	0.000	0.000		1.29	-	-			0.000	0.000	0.000		0.001	-	22	0.000	0.000	0.000		0.077	-	-		0.076	
8.000	0.704	0.704	0.704	0.704	0.704	5	10	0.000	0.000	0.000		0.976	-	-			0.000	0.000	0.000		0.001	-	10	0.000	0.000	0.000		0.160	-	-		0.080	
8.400	0.000	0.000	0.000		0.410	-	-	0.000	0.000	0.000		0.704	-	-			0.000	0.000	0.000		0.009	-	20	0.000	0.000	0.000		0.288	-	-		0.084	
8.800	0.000	0.000	0.000		0.112	-	11	0.000	0.000	0.000		0.483	-	5			0.000	0.000	0.000		0.112	-	20	0.000	0.000	0.000		0.467	-	-		0.088	
9.200	0.000	0.000	0.000		0.011	-	10	0.000	0.000	0.000		0.320	-	11			0.000	0.000	0.000		0.410	-	-	0.000	0.000	0.000		0.703	-	-		0.092	
9.600	0.000	0.000	0.000		0.001	-	76	0.000	0.000	0.000		0.203	-	-			0.000	0.000	0.000		0.800	-	-	0.000	0.000	0.000		0.986	-	-		0.096	
10.000	0.000	0.000	0.000		0.002	-	-	0.000	0.000	0.000		0.123	-	-			0.000	0.000	0.000		1.20	-	-	0.000	0.000	0.000		1.31	-	-		0.100	
11.000	0.000	0.000	0.000		0.002	-	-	0.000	0.000	0.000		0.029	-	-			0.000	0.000	0.000		2.20	-	-	0.000	0.000	0.000		2.22	-	-		0.110	
12.000	0.000	0.000	0.000		0.001	-	-	0.000	0.000	0.000		0.005	-	-			0.000	0.000	0.000		3.20	-	-	0.000	0.000	0.000		3.20	-	-		0.120	
13.000	0.000	0.000	0.000		0.001	-	-	0.000	0.000	0.000		0.001	-	-			0.000	0.000	0.000		4.20	-	-	0.000	0.000	0.000		4.20	-	-		0.130	
14.000						-	-						-	-								-	-									0.140	
15.000						-	-						-	-								-	-									0.150	
16.000						-	-						-	-								-	-									0.160	
17.000						-	-						-	-								-	-									0.170	
Totals:						5	107						0	16	0	0						5	72							0	0	0	0
Number of Trades:						1							0		0							0.00							0		0		

OTE (CR)

(Contract Size: 100 Securities, Exercise Style: American, Physical Delivery)

Exercise Price	Call Options														Put Options														Exercise Price											
	July 2020							August 2020							Other Months		July 2020							August 2020							Other Months									
	Open price	Price max	Price min	Last price	Closing price	Volume	Open Interest	Open price	Price max	Price min	Last price	Closing price	Volume	Open Interest	Volume	Open Interest	Open price	Price max	Price min	Last price	Closing price	Volume	Open Interest	Open price	Price max	Price min	Last price	Closing price		Volume	Open Interest	Volume	Open Interest							
7.200						-	-							-	-							-	-							-	-							-	-	0.072
7.600						-	-							-	-							-	-							-	-							-	-	0.076
8.000						-	-							-	-							-	-							-	-							-	-	0.080
8.400	0.000	0.000	0.000		3.76	-	-							-	-							-	-	0.000	0.000	0.000		0.001	-	-					-	-	0.084			
8.800	0.000	0.000	0.000		3.36	-	-	0.000	0.000	0.000		3.38	-	-							0.002	-	-	0.000	0.000	0.000		0.001	-	-					-	-	0.088			
9.200	0.000	0.000	0.000		2.96	-	-	0.000	0.000	0.000		2.98	-	-							0.001	-	-	0.000	0.000	0.000		0.004	-	-					-	-	0.092			
9.600	0.000	0.000	0.000		2.56	-	-	0.000	0.000	0.000		2.59	-	-							0.001	-	-	0.000	0.000	0.000		0.011	-	-					-	-	0.096			
10.000	0.000	0.000	0.000		2.16	-	-	0.000	0.000	0.000		2.21	-	-							0.004	-	-	0.000	0.000	0.000		0.028	-	-					-	-	0.100			
11.000	0.000	0.000	0.000		1.16	-	-	0.000	0.000	0.000		1.34	-	-							0.001	-	15	0.000	0.000	0.000		0.153	-	-					-	-	0.110			
12.000	0.000	0.000	0.000		0.229	-	10	0.000	0.000	0.000		0.680	-	-							0.068	-	-	0.000	0.000	0.000		0.497	-	-					-	-	0.120			
13.000	0.000	0.000	0.000		0.001	-	10	0.000	0.000	0.000		0.281	-	10							0.840	-	-	0.000	0.000	0.000		1.10	-	-					-	-	0.130			
14.000	0.000	0.000	0.000		0.001	-	90	0.000	0.000	0.000		0.097	-	5							1.84	-	-	0.000	0.000	0.000		1.92	-	-					-	-	0.140			
15.000	0.000	0.000	0.000		0.003	-	-	0.000	0.000	0.000		0.027	-	-							2.84	-	-	0.000	0.000	0.000		2.85	-	-					-	-	0.150			
16.000	0.000	0.000	0.000		0.001	-	-	0.000	0.000	0.000		0.006	-	-							3.84	-	-	0.000	0.000	0.000		3.84	-	-					-	-	0.160			
17.000	0.000	0.000	0.000		0.001	-	-	0.000	0.000	0.000		0.001	-	-							4.84	-	-	0.000	0.000	0.000		4.84	-	-					-	-	0.170			
18.000	0.000	0.000	0.000		0.001	-	-	0.000	0.000	0.000		0.001	-	-							5.84	-	-	0.000	0.000	0.000		5.84	-	-					-	-	0.180			
19.000						-	-							-	-							-	-							-	-							-	-	0.190
Totals:						0	110						0	15	0	0					0	15						0	10	0	0					0	0			
Number of Trades:						0							0		0	0					0.00						0								0	0				

PIRAEUS BANK (CR)

(Contract Size: 100 Securities, Exercise Style: American, Physical Delivery)

Call Options														Put Options																						
Exercise Price	July 2020						August 2020						Other Months		July 2020						August 2020						Other Months		Exercise Price							
	Open price	Price max	Price min	Last price	Closing price	Volume	Open Interest	Open price	Price max	Price min	Last price	Closing price	Volume	Open Interest	Volume	Open Interest	Open price	Price max	Price min	Last price	Closing price	Volume	Open Interest	Open price	Price max	Price min	Last price	Closing price		Volume	Open Interest	Volume	Open Interest			
0.700						-	-						-	-									-	-									0.007			
0.750	0.000	0.000	0.000		0.500	-	-	0.000	0.000	0.000		0.503	-	-	0.000	0.000	0.000		0.002	-	-	0.000	0.000	0.000		0.001	-	-	0.000	0.000	0.000		0.001	-	-	0.008
0.800	0.000	0.000	0.000		0.450	-	-	0.000	0.000	0.000		0.454	-	-	0.000	0.000	0.000		0.001	-	-	0.000	0.000	0.000		0.003	-	-	0.000	0.000	0.000		0.003	-	-	0.008
0.850	0.000	0.000	0.000		0.400	-	-	0.000	0.000	0.000		0.407	-	-	0.000	0.000	0.000		0.001	-	-	0.000	0.000	0.000		0.005	-	-	0.000	0.000	0.000		0.005	-	-	0.009
0.900	0.000	0.000	0.000		0.350	-	-	0.000	0.000	0.000		0.361	-	-	0.000	0.000	0.000		0.001	-	-	0.000	0.000	0.000		0.009	-	-	0.000	0.000	0.000		0.009	-	-	0.009
0.950	0.000	0.000	0.000		0.300	-	-	0.000	0.000	0.000		0.317	-	-	0.000	0.000	0.000		0.001	-	-	0.000	0.000	0.000		0.015	-	-	0.000	0.000	0.000		0.015	-	-	0.010
1.000	0.000	0.000	0.000		0.250	-	-	0.000	0.000	0.000		0.276	-	-	0.000	0.000	0.000		0.001	-	-	0.000	0.000	0.000		0.024	-	-	0.000	0.000	0.000		0.024	-	-	0.010
1.100	0.000	0.000	0.000		0.151	-	-	0.000	0.000	0.000		0.202	-	-	0.000	0.000	0.000		0.001	-	-	0.000	0.000	0.000		0.050	-	-	0.000	0.000	0.000		0.050	-	-	0.011
1.200	0.000	0.000	0.000		0.063	-	-	0.000	0.000	0.000		0.143	-	-	0.000	0.000	0.000		0.013	-	-	0.000	0.000	0.000		0.091	-	-	0.000	0.000	0.000		0.091	-	-	0.012
1.300	0.000	0.000	0.000		0.014	-	-	0.000	0.000	0.000		0.098	-	-	0.000	0.000	0.000		0.064	-	10	0.000	0.000	0.000		0.145	-	-	0.000	0.000	0.000		0.145	-	-	0.013
1.400	0.000	0.000	0.000		0.001	-	-	0.000	0.000	0.000		0.064	-	-	0.000	0.000	0.000		0.151	-	-	0.000	0.000	0.000		0.212	-	-	0.000	0.000	0.000		0.212	-	-	0.014
1.500	0.000	0.000	0.000		0.001	-	4	0.000	0.000	0.000		0.041	-	-	0.000	0.000	0.000		0.250	-	-	0.000	0.000	0.000		0.288	-	-	0.000	0.000	0.000		0.288	-	-	0.015
1.600	0.000	0.000	0.000		0.004	-	-	0.000	0.000	0.000		0.026	-	-	0.000	0.000	0.000		0.350	-	-	0.000	0.000	0.000		0.373	-	-	0.000	0.000	0.000		0.373	-	-	0.016
1.700	0.000	0.000	0.000		0.001	-	-	0.000	0.000	0.000		0.016	-	-	0.000	0.000	0.000		0.450	-	-	0.000	0.000	0.000		0.463	-	-	0.000	0.000	0.000		0.463	-	-	0.017
1.800	0.000	0.000	0.000		0.001	-	-	0.000	0.000	0.000		0.009	-	-	0.000	0.000	0.000		0.550	-	-	0.000	0.000	0.000		0.557	-	-	0.000	0.000	0.000		0.557	-	-	0.018
1.900	0.000	0.000	0.000		0.001	-	-	0.000	0.000	0.000		0.005	-	-	0.000	0.000	0.000		0.650	-	-	0.000	0.000	0.000		0.653	-	-	0.000	0.000	0.000		0.653	-	-	0.019
2.000	0.000	0.000	0.000		0.002	-	-	0.000	0.000	0.000		0.003	-	-	0.000	0.000	0.000		0.750	-	-	0.000	0.000	0.000		0.751	-	-	0.000	0.000	0.000		0.751	-	-	0.020
2.200	0.000	0.000	0.000		0.001	-	-	0.000	0.000	0.000		0.001	-	-	0.000	0.000	0.000		0.950	-	-	0.000	0.000	0.000		0.950	-	-	0.000	0.000	0.000		0.950	-	-	0.022
2.400	0.000	0.000	0.000		0.001	-	-	0.000	0.000	0.000		0.001	-	-	0.000	0.000	0.000		1.15	-	-	0.000	0.000	0.000		1.15	-	-	0.000	0.000	0.000		1.15	-	-	0.024
2.600						-	-						-	-									-	-											0.026	
2.800						-	-						-	-									-	-											0.028	
3.000						-	-						-	-									-	-											0.030	
3.200						-	-						-	-									-	-											0.032	
3.400						-	-						-	-									-	-											0.034	
3.600						-	-						-	-									-	-											0.036	
3.800						-	-						-	-									-	-											0.038	
4.000						-	-						-	-									-	-											0.040	
4.400						-	-						-	-									-	-											0.044	
4.800						-	-						-	-									-	-											0.048	
Totals:						0	4					0	0	0	0	0					0	10					0	60	0	0						
Number of Trades:						0						0	0		0						0.00					0		0								

PPC (CR)

(Contract Size: 100 Securities, Exercise Style: American, Physical Delivery)

Call Options																	Put Options																
Exercise Price	July 2020						August 2020						Other Months		July 2020						August 2020						Other Months		Exercise Price				
	Open price	Price max	Price min	Last price	Closing price	Volume	Open Interest	Open price	Price max	Price min	Last price	Closing price	Volume	Open Interest	Volume	Open Interest	Open price	Price max	Price min	Last price	Closing price	Volume	Open Interest	Open price	Price max	Price min	Last price	Closing price		Volume	Open Interest	Volume	Open Interest
1.000						-	-						-	-									-	-									0.010
1.100						-	-						-	-									-	-									0.011
1.200						-	-						-	-									-	-									0.012
1.300						-	-						-	-									-	-									0.013
1.400						-	-						-	-									-	-									0.014
1.500						-	-						-	-									-	-									0.015
1.600						-	-						-	-									-	-									0.016
1.700	0.000	0.000	0.000		1.93	-	-	0.000	0.000	0.000		1.93	-	-			0.000	0.000	0.000		0.001	-	-	0.000	0.000	0.000		0.001	-	-			0.017
1.800	0.000	0.000	0.000		1.83	-	-	0.000	0.000	0.000		1.83	-	-			0.000	0.000	0.000		0.001	-	-	0.000	0.000	0.000		0.001	-	-			0.018
1.900	0.000	0.000	0.000		1.73	-	-	0.000	0.000	0.000		1.73	-	-			0.000	0.000	0.000		0.001	-	-	0.000	0.000	0.000		0.002	-	-			0.019
2.000	0.000	0.000	0.000		1.63	-	-	0.000	0.000	0.000		1.63	-	-			0.000	0.000	0.000		0.001	-	-	0.000	0.000	0.000		0.001	-	-			0.020
2.200	0.000	0.000	0.000		1.43	-	-	0.000	0.000	0.000		1.43	-	-			0.000	0.000	0.000		0.001	-	-	0.000	0.000	0.000		0.001	-	-			0.022
2.400	0.000	0.000	0.000		1.23	-	-	0.000	0.000	0.000		1.24	-	-			0.000	0.000	0.000		0.002	-	-	0.000	0.000	0.000		0.001	-	-			0.024
2.600	0.000	0.000	0.000		1.03	-	-	0.000	0.000	0.000		1.04	-	-			0.000	0.000	0.000		0.001	-	-	0.000	0.000	0.000		0.004	-	-			0.026
2.800	0.000	0.000	0.000		0.830	-	-	0.000	0.000	0.000		0.848	-	-			0.000	0.000	0.000		0.003	-	-	0.000	0.000	0.000		0.012	-	-			0.028
3.000	0.000	0.000	0.000		0.630	-	-	0.000	0.000	0.000		0.668	-	-			0.000	0.000	0.000		0.001	-	-	0.000	0.000	0.000		0.032	-	-			0.030
3.200	0.000	0.000	0.000		0.430	-	-	0.000	0.000	0.000		0.507	-	-			0.000	0.000	0.000		0.001	-	-	0.000	0.000	0.000		0.070	-	-			0.032
3.400	0.000	0.000	0.000		0.232	-	-	0.000	0.000	0.000		0.369	-	-			0.000	0.000	0.000		0.002	-	5	0.000	0.000	0.000		0.132	-	-			0.034
3.600	0.000	0.000	0.000		0.071	-	5	0.000	0.000	0.000		0.256	-	-			0.000	0.000	0.000		0.041	-	28	0.000	0.000	0.000		0.219	-	-			0.036
3.800	0.000	0.000	0.000		0.008	-	16	0.000	0.000	0.000		0.169	-	10			0.000	0.000	0.000		0.177	-	5	0.000	0.000	0.000		0.332	-	-			0.038
4.000	0.000	0.000	0.000		0.001	-	5	0.000	0.000	0.000		0.109	-	10			0.000	0.000	0.000		0.370	-	-	0.000	0.000	0.000		0.472	-	-			0.040
4.400	0.000	0.000	0.000		0.001	-	-	0.000	0.000	0.000		0.040	-	-			0.000	0.000	0.000		0.770	-	-	0.000	0.000	0.000		0.803	-	-			0.044
4.800	0.000	0.000	0.000		0.001	-	-	0.000	0.000	0.000		0.012	-	-			0.000	0.000	0.000		1.17	-	-	0.000	0.000	0.000		1.18	-	-			0.048
5.200	0.000	0.000	0.000		0.001	-	-	0.000	0.000	0.000		0.004	-	-			0.000	0.000	0.000		1.57	-	-	0.000	0.000	0.000		1.57	-	-			0.052
5.600						-	-						-	-								-	-										0.056
6.000						-	-						-	-								-	-										0.060
6.400						-	-						-	-								-	-										0.064
Totals:						0	26						0	20	0	0						0	38					0	21	0	0		
Number of Trades:						0							0		0							0.00						0		0			

Lending Products	Underlying Title	Open Interest[5]	Multilateral Transactions[1]				Bilateral Transactions[2]		Stock Borrowing through OTC (volume)[3]
			Volume(Offered)	Average Weighted	Transactions volume	Average Weighted	Transactions Volume	Average Weighted	Transactions Volume
ADMIEBOR	ADMIE (IPTO) HOLDING S.A. (CR)	---	---	---	---	---	1,300	1.50%	121,344
AEGNBOR	AEGEAN AIRLINES (CR)	786	---	---	---	---	300	1.50%	36,711
ALPHABOR	ALPHA BANK (CR)	3,000	---	---	---	---	15,000	1.50%	43,486,068
ALMYBOR	ALUMIL (CR)	---	---	---	---	---	---	---	---
TATTBOR	ATTICA BANK S.A. (CR)	14,603	---	---	---	---	---	---	370
EEEBOR	CC HBC AG (CR)	2,840	---	---	---	---	500	1.50%	70,546
CENERBOR	CENERGY HOLDINGS (CB)	---	---	---	---	---	---	---	---
ELLAKTORBOR	ELLAKTOR (CR)	16,000	---	---	---	---	1,400	1.50%	187,898
EUROBBOR	EUROBANK HOLDINGS (CR)	50,000	---	---	---	---	27,500	1.50%	49,618,591
EYDAPBOR	EYDAP S.A. (CR)	200	---	---	---	---	500	1.50%	232,781
FFGRPBOR	FOLLI FOLLIE (CR)	---	---	---	---	---	---	---	1,120,847
FOYRKBOR	FOURLIS (CR)	---	---	---	---	---	500	1.50%	37,372
GEKTERNABOR	GEK TERNA (CR)	---	---	---	---	---	600	1.50%	98,593
SARBOR	GR. SARANTIS S.A. (CR)	---	---	---	---	---	400	1.50%	16,512
EXAEBOR	HELLENIC EXCHANGES-A.S.E. (CR)	5,092	---	---	---	---	800	1.50%	123,565
ELPEBOR	HELLENIC PETROLEUM (CR)	1,860	---	---	---	---	700	1.50%	105,943
INTRKBOR	INTRACOM HOLDINGS (CR)	---	---	---	---	---	---	---	---
BELABOR	JUMBO SA (CR)	6,306	---	---	---	---	1,200	1.50%	78,098
LAMDABOR	LAMDA DEVELOPMENT SA (CR)	---	---	---	---	---	900	1.50%	18,000
MIGBOR	MARFIN INVESTMENT GROUP (CR)	---	---	---	---	---	---	---	794,474
MOHBOR	MOTOR OIL (CR)	2,052	---	---	---	---	800	1.50%	10,420
MYTILBOR	MYTILINEOS (CR)	12,095	---	---	---	---	1,400	1.50%	35,742
ETEBOR	NATIONAL BANK (CR)	20,000	---	---	---	---	6,000	1.50%	9,807,674
OPAPBOR	OPAP (CR)	1,657	---	---	1,996	2.65%	---	---	1,319,394
HTOBOR	OTE (CR)	11,018	---	---	---	---	1,700	1.50%	558,756
PPABOR	P.P.A. S.A. (CR)	257	---	---	78	2.65%	---	---	10,401
TPEIRBOR	PIRAEUS BANK (CR)	8,494	---	---	---	---	3,200	1.50%	20,479,970
PLAISBOR	PLAISIO COMPUTERS SA (CR)	---	---	---	---	---	---	---	4,000
PPCBOR	PPC (CR)	10,000	---	---	---	---	1,300	1.50%	5,848,612
QUALBOR	QUALITY & RELIABILITY SA (CR)	---	---	---	---	---	---	---	---
TENERGYBOR	TERNA ENERGY (CR)	776	---	---	---	---	2,600	0.35%	12,892

## Stock Lending Notes

[1] - Multilateral contracts Lending or Borrowing as per Methods 8-1, 8-2 and 8-3-3 (According to ATHEX BoD Resolution No.17)

[2] - Bilateral Contracts Lending or Borrowing as per Methods 8-3-1 and 8-3-2 (According to ATHEX BoD Resolution No.20 )

[3] - The information concerning OTC Stock Borrowing Transactions is based on the statements of the Dematerialised Securities System (DSS) operators involved and refers to volumes that have been registered up until the previous working day.

[4] - Average Price (Volume weighted)

[5] - The Data concerning Open Interest before the start of trading session

Lending Products	Underlying Title	Open Interest[5]	Multilateral Transactions[1]				Bilateral Transactions[2]		Stock Borrowing through OTC (volume)[3]
			Volume(Offered)	Average Weighted	Transactions volume	Average Weighted	Transactions Volume	Average Weighted	Transactions Volume
TITCBOR	TITAN CEMENT (CB)	---	---	---	---	---	500	1.50%	184,756
VIOBOR	VIOHALCO SA/NV (CB)	400	---	---	---	---	700	1.50%	---

## Stock Lending Notes

[1] - Multilateral contracts Lending or Borrowing as per Methods 8-1, 8-2 and 8-3-3 (According to ATHEX BoD Resolution No.17)

[2] - Bilateral Contracts Lending or Borrowing as per Methods 8-3-1 and 8-3-2 (According to ATHEX BoD Resolution No.20 )

[3] - The information concerning OTC Stock Borrowing Transactions is based on the statements of the Dematerialised Securities System (DSS) operators involved and refers to volumes that have been registered up until the previous working day.

[4] - Average Price (Volume weighted)

[5] - The Data concerning Open Interest before the start of trading session

## Sectors codification for listed companies

12003 -	ETF	10101010	Computer Services
10101015	Software	10102030	Computer Hardware
15101010	Telecommunications Equipment	15102015	Telecommunications Services
20101010	Health Care Facilities	20101025	Health Care Services
20102010	Medical Equipment	20103015	Pharmaceuticals
30101010	Banks	30202000	Diversified Financial Services
30202010	Asset Managers & Custodians	30202015	Investment Services
30302010	Full Line Insurance	30302015	Insurance Brokers
35101010	Real Estate Holding and Development	35101015	Real Estate Services
35102000	Diversified REITs	35102030	Office REITs
40201040	Rental & Leasing Services: Consumer	40202010	Home Construction
40202015	Household Furnishings	40202020	Household Appliance
40203040	Electronic Entertainment	40203045	Toys
40204020	Clothing & Accessories	40301010	Entertainment
40301030	Publishing	40301035	Radio & TV Broadcasters
40401010	Diversified Retailers	40401020	Apparel Retailers
40401025	Home Improvement Retailers	40401030	Specialty Retailers
40501010	Airlines	40501015	Travel & Tourism
40501020	Casinos & Gambling	40501025	Hotels & Motels
45101015	Distillers & Vintners	45101020	Soft Drinks
45102010	Farming Fishing Ranching & Plantations	45102020	Food Products
45103010	Tobacco	45201010	Food Retailers & Wholesalers
45201020	Personal Products	50101010	Construction
50101030	Cement	50101035	Building Materials: Other
50202010	Electrical Components	50203000	Diversified Industrials
50203015	Plastics	50203030	Containers & Packaging
50204000	Machinery: Industrial	50204020	Machinery: Construction & Handling
50205010	Industrial Suppliers	50205020	Back Office Support HR & Consulting
50205030	Forms & Bulk Printing Services	50206015	Commercial Vehicles & Parts
50206030	Marine Transportation	50206060	Transportation Services
55101000	Diversified Materials	55101020	Textile Products
55102000	General Mining	55102010	Iron & Steel
55102015	Metal Fabricating	55102035	Aluminum
60101000	Integrated Oil & Gas	60101020	Oil Refining and Marketing
65101010	Alternative Electricity	65101015	Conventional Electricity
65102030	Water		



**ATHEX**  
Athens Stock Exchange

Λεωφ. Αθηνών 110 104 42 Αθήνα  
110, Athinon Ave. GR 104 42 Athens  
tel. (+30)210-33.66.800, fax (+30)210-33.66.101  
[www.athexgroup.gr](http://www.athexgroup.gr)