

20

Ημερήσιο Δελτίο  
Συναλλακτικής Δραστηριότητας

Daily Official List  
of Trading Activity

Thursday, 18 June, 2020

Year: 141 Trading Day No: 112



**ATHEXGROUP**  
Athens Exchange Group

**Disclaimer:**

Hellenic Exchanges-Athens Stock Exchange S.A endeavours to ensure that the data and other material ("Information") presented on the Daily Official List are accurate and complete, but it is not liable for any errors or omissions of data or /and for the accuracy, credibility, updating and completeness of the aforesaid information nor it has any liability arising directly or indirectly from the use of the above Information.

The Company is not liable for the accuracy of the data included in listed companies' announcements. Only the sender of such an announcement is fully and solely liable for any infringement of third party's rights from the content of such announcement. All contents of the Daily Official List are provided only for information purposes and do not constitute investment advice or solicitation to invest in securities or other products listed for trading on the Exchange.

You acknowledge and agree that the Company is the owner of any property rights related to any Information appearing on the Daily Official List including intellectual property rights copyright, trademarks, etc.

The above data are a property of the Hellenic Exchanges-Athens Exchange and are copyright protected. Users are forbidden to reproduce, modify, copy, sale, transmit or redistribute, by all reproduction means and methods, part or the whole of the above data, without reference to their source.

The commercial exploitation of these data is, also, forbidden by third parties. Hellenic Exchanges-Athens Exchange does not carry any responsibility, direct or indirect, derived from usage or accidental alteration of the above data when used by third parties.

---

**Hellenic Exchanges – Athens Stock Exchange S.A.**

110 Athinon Ave.,10442 Athens, Tel: (210) 33.66.800, Fax: (210) 32.13.938

[www.athexgroup.gr](http://www.athexgroup.gr)

---

**Thessalonica Stock Exchange Center (T.S.E.C)**

16-18 Katouni Str., Thessalonica 546 25 Tel: (2310) 567.667, Fax: (2310) 530.545

**Athex Members Guarantee Fund**

14-16 Fidiou Str., Athens 106 78, Tel: (210) 33.04.682, Fax: (210) 33.04.155

**Hellenic Republic Capital Market Commission**

1 Kolokotroni Str. & 1 Stadiou Str., Athens 10562 Tel: (210) 33.77.100 Fax: (210) 33.77.173

---

**Table of Contents**

---

**Section 1: Statistical Figures of Securities, Derivatives and Lending**

Summary of Markets

Athex Indices

Analytic Figures for Athex Market's Boards and Categories

Trading Details by Athex Sectors and Financial Instruments (ETFs)

Top 10 best &amp; worst performing Shares

Derivatives Summary

**Section 2: Analytic Figures of Shares Transactions**

Analytic Figures of Shares Transactions

Shares' Notes

**Section 3: Figures of Securities Transactions**

Securities Blocks Details

Shares Rights Details

Stock Borrowing

Securities Forced Sales

Forced Sales Registered Shares

Exchange Traded Funds (ETFs) Characteristics

**Section 5: Bonds traded in Fixed Income Assets Market**

Convertible Corporate Bonds - Regulated Market

Non Convertible Corporate Bonds - Regulated Market

Government Bonds

Treasury Bills &amp; Zero Coupon Government Bonds

Government Bonds Traded with the Open Outcry Method

State Banks Bonds

**Section 6: Additional Infos**

Athex &amp; ATHEXClear Members List

List of Stocks under Market Making operations

**Section 7: Derivatives Market Analytic Figures**

Index Futures

Stock Futures

Index Options

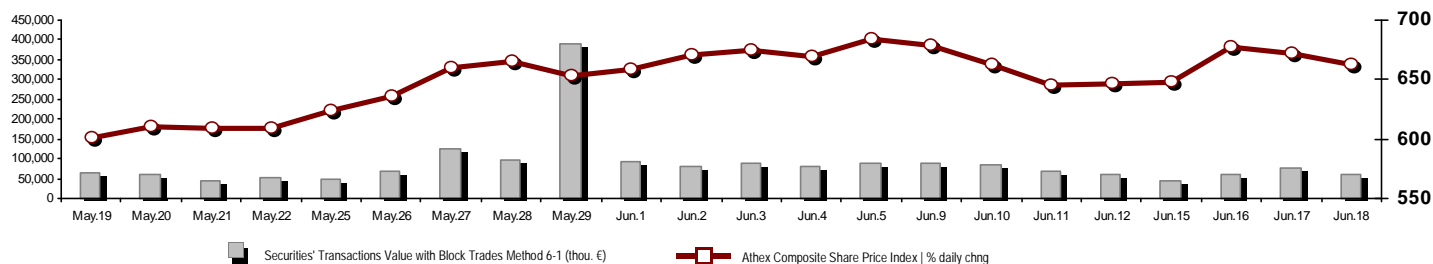
Stock Options

Stock Lending Analytic Figures

**Appendix A: Sectors codification for listed companies**

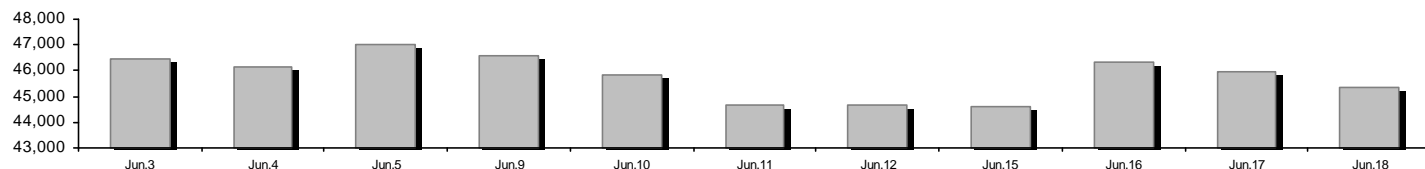
## Summary of Markets

Athex Composite Share Price Index vs Shares and Derivatives Transactions Value

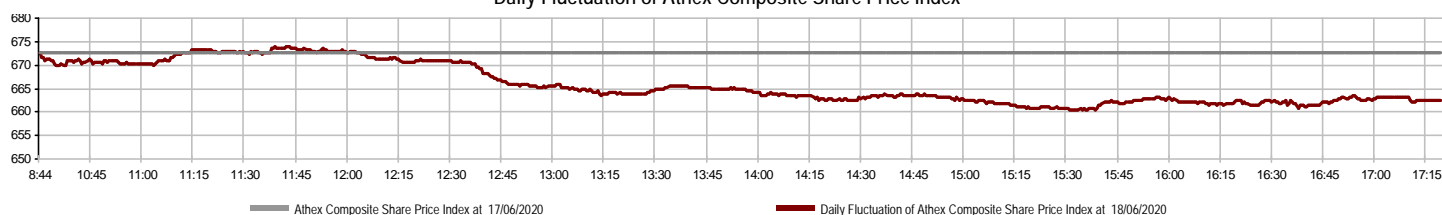


Athex Capitalisation (mill. €)**:	45,343.25		Derivatives Total Open Interest	320,294
Daily change: mill. €   %	-642.91	-1.40%	in Index Futures   % daily chng	4,485 24.51%
Yearly Avg Capitalisation: mill. €   % chng prev year Avg	49,529.70	-9.59%	in Stock Futures   % daily chng	312,473 5.99%
Athex Composite Share Price Index   % daily chng	662.39	-1.50%	in Index Options   % daily chng	2,436 5.23%
Athex Composite Share Price Index Capitalisation (mill. €)	40,423.77		in Stock Options   % daily chng	900 -8.26%
Daily change (mill. €)	-624.42			
Securities' Transactions Value with Block Trades Method 6-1 (t)	61,140.16		Derivatives Contracts Volume:	132,395
Daily change: %	-13,333.50	-17.90%	Daily change: pieces   %	-22,743 -14.66%
YtD Avg Trans. Value: thou. €   % chng prev year Avg	75,749.27	15.11%	YtD Avg Derivatives Contracts % chng prev year Avg	40,140 -4.19%
Blocks Transactions Value of Method 6-1 (thou. €)	7,868.04		Derivatives Trades Number:	4,377
Blocks Transactions Value of Method 6-2 & 6-3 (thou. €)	36.99		Daily change: number   %	-355 -7.50%
Bonds Transactions Value (thou.€)	362.82		YtD Avg Trades number % chng prev year Avg	2,922 2.55%
Securities' Transactions Volume with Block Trades Method 6-1 (tho)	29,840.82		Lending Total Open Interest	323,401
Daily change: thou. pieces   %	-28,830.60	-49.14%	Daily change: pieces   %	-58,484 -15.31%
YtD Avg Volume: % chng prev year Avg	50,331.59	58.53%	Lending Volume (Multilateral/Bilateral)	27,962
Blocks Transactions Volume of Method 6-1 (thou. Pieces)	1,110.22		Daily change: pieces   %	11,630
Blocks Transactions Volume of Method 6-2 & 6-3 (thou. Pieces)	21.65		Multilateral Lending	22,462
Bonds Transactions Volume	365,200		Bilateral Lending	5,500
Securities' Trades Number with Block Trades Method 6-1	29,078		Lending Trades Number:	17
Daily change: number   %	-7,801	-21.15%	Daily change: %	2
YtD Avg Trades number % chng prev year Avg	36,947	36.09%	Multilateral Lending Trades Number	16
Number of Blocks Method 6-1	7		Bilateral Lending Trades Number	1
Number of Blocks Method 6-2 & 6-3	3			
Number of Bonds Transactions	74			

Athex Capitalisation (mill. €)\*\*



Daily Fluctuation of Athex Composite Share Price Index



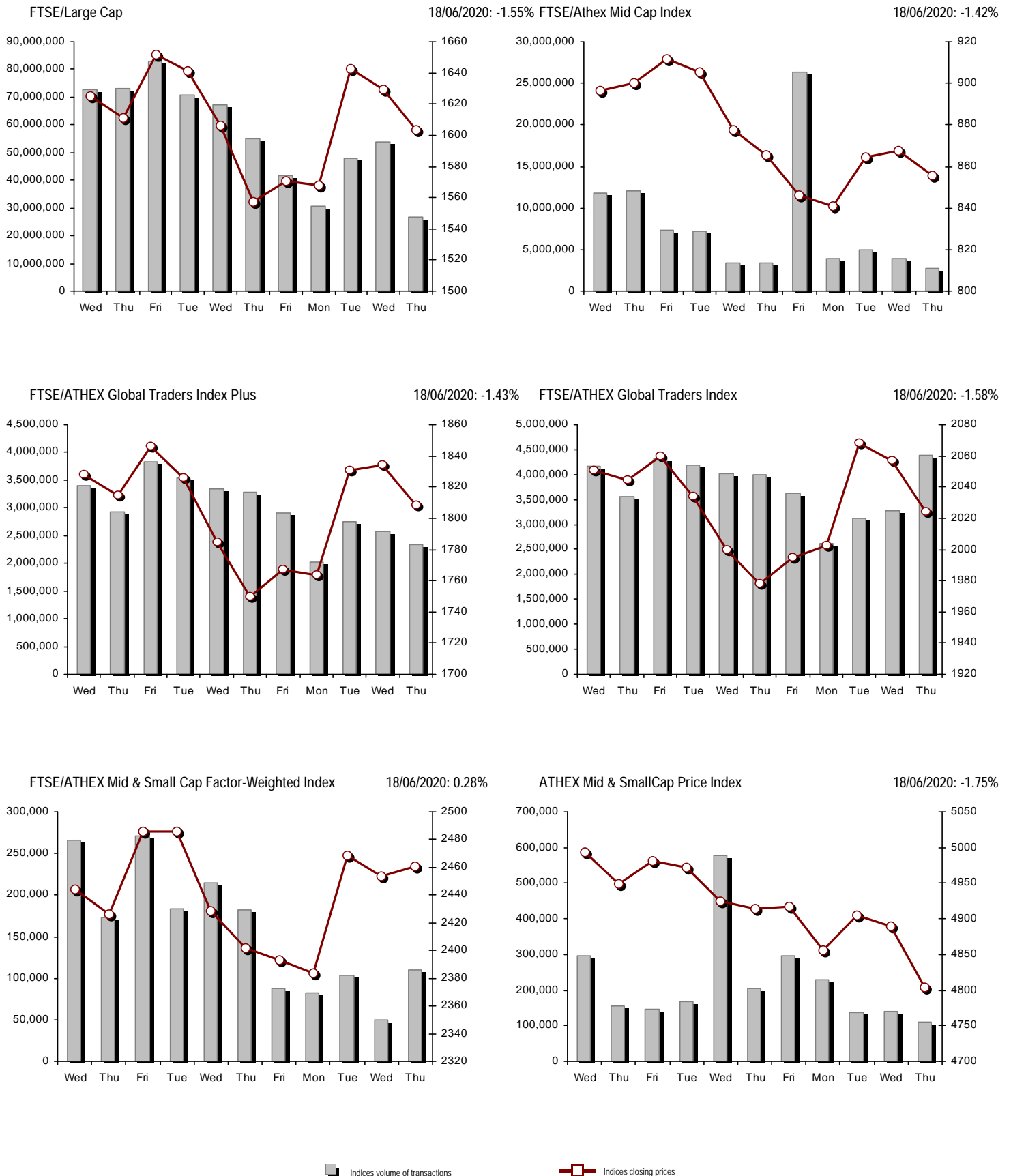
## Athex Indices

Index name	18/06/2020	17/06/2020	pts.	%	Min	Max	Year min	Year max	Year change
Athex Composite Share Price Index	662.39 €	672.50	-10.11	-1.50%	660.29	674.01	469.55	949.20	-27.74% €
FTSE/Athex Large Cap	1,603.66 €	1,628.99	-25.33	-1.55%	1,595.55	1,632.75	1,135.79	2,371.26	-30.22% €
FTSE/Athex Mid Cap Index	855.45 €	867.79	-12.34	-1.42%	852.26	871.34	659.09	1,298.86	-28.42% €
FTSE/ATHEX-CSE Banking Index	287.25 €	289.41	-2.16	-0.75%	285.19	293.45	199.24	673.55	-57.12% €
FTSE/ATHEX High Dividend Yield Index	2,396.04 €	2,434.78	-38.74	-1.59%	2,395.30	2,441.54	1,730.40	3,015.23	-18.54% €
FTSE/ATHEX Global Traders Index Plus	1,807.95 €	1,834.19	-26.24	-1.43%	1,802.89	1,840.38	1,269.53	2,435.50	-22.03% €
FTSE/ATHEX Global Traders Index	2,024.19 €	2,056.76	-32.57	-1.58%	2,021.27	2,062.07	1,458.31	2,560.38	-18.46% €
FTSE/ATHEX Mid & Small Cap Factor-Weighted Ind	2,460.79 #	2,453.86	6.93	0.28%	2,451.62	2,487.14	2,028.59	3,205.70	-17.30% €
ATHEX Select Index Plus	2,399.41 €	2,433.65	-34.24	-1.41%	2,399.41	2,440.69	1,698.34	3,182.42	-19.96% €
ATHEX Select Index	2,328.26 €	2,357.29	-29.03	-1.23%	2,327.77	2,361.33	1,734.15	3,581.16	-28.86% €
ATHEX Mid & SmallCap Price Index	4,803.54 €	4,888.89	-85.35	-1.75%	4,801.89	4,904.02	3,964.16	6,324.97	-19.09% €
FTSE/Athex Market Index	397.37 €	403.61	-6.24	-1.55%	395.41	404.56	282.92	587.56	-30.14% €
FTSE Med Index	4,160.57 €	4,182.02	-21.45	-0.51%			3,062.99	5,342.28	-16.44% €
Athex Composite Index Total Return Index	1,088.96 €	1,105.57	-16.61	-1.50%	1,085.50	1,108.06	770.25	1,557.05	-27.18% €
FTSE/Athex Large Cap Total Return	2,403.07 €	2,441.03	-37.96	-1.56%			1,760.89	3,542.27	-29.60% €
FTSE/ATHEX Large Cap Net Total Return	734.05 €	745.65	-11.60	-1.56%	730.34	747.37	519.48	1,084.55	-29.63% €
FTSE/Athex Mid Cap Total Return	1,046.18 €	1,061.27	-15.09	-1.42%			818.92	1,582.98	-28.19% €
FTSE/ATHEX-CSE Banking Total Return Index	251.60 €	253.49	-1.89	-0.75%			176.97	588.56	-57.12% €
Hellenic Mid & Small Cap Index	985.43 €	1,003.33	-17.90	-1.78%	985.43	1,004.61	701.19	1,312.90	-21.39% €
FTSE/Athex Banks	379.53 €	382.38	-2.85	-0.75%	376.81	387.72	263.25	889.92	-57.12% €
FTSE/Athex Insurance	1,439.04 €	1,447.01	-7.97	-0.55%	1,435.05	1,451.00	1,076.29	2,088.80	-28.94% €
FTSE/Athex Financial Services	709.12 €	729.65	-20.53	-2.81%	706.91	731.88	548.44	1,123.81	-28.87% €
FTSE/Athex Industrial Goods & Services	1,989.39 €	1,998.00	-8.61	-0.43%	1,960.57	2,008.08	1,302.84	2,712.84	-22.34% €
FTSE/Athex Retail	45.54 #	45.32	0.22	0.49%	45.32	45.76	38.18	75.77	-34.61% €
FTSE/ATHEX Real Estate	4,162.58 #	4,141.55	21.03	0.51%	4,075.10	4,164.37	2,945.19	5,826.74	-23.83% €
FTSE/Athex Personal & Household Goods	8,524.62 €	8,692.07	-167.45	-1.93%	8,469.20	8,692.07	5,596.91	10,280.00	-13.10% €
FTSE/Athex Food & Beverage	8,739.65 €	8,840.91	-101.26	-1.15%	8,586.69	8,893.17	5,768.28	13,004.12	-22.41% €
FTSE/Athex Basic Resources	4,172.81 €	4,208.76	-35.95	-0.85%	4,078.98	4,236.28	2,713.19	7,435.44	-35.39% €
FTSE/Athex Construction & Materials	2,113.45 €	2,193.67	-80.22	-3.66%	2,113.45	2,193.67	1,403.78	3,344.96	-31.45% €
FTSE/Athex Oil & Gas	3,480.29 €	3,591.04	-110.75	-3.08%	3,480.29	3,654.04	2,268.39	5,154.35	-31.06% €
FTSE/Athex Chemicals	7,442.65 €	7,505.68	-63.03	-0.84%	7,403.40	7,559.41	5,513.26	9,442.19	-16.04% €
FTSE/Athex Travel & Leisure	1,394.83 €	1,418.96	-24.13	-1.70%	1,372.93	1,424.75	904.20	2,084.49	-28.09% €
FTSE/Athex Technology	757.99 €	765.79	-7.80	-1.02%	753.17	767.69	537.98	1,029.21	-15.82% €
FTSE/Athex Telecommunications	3,292.07 €	3,358.14	-66.07	-1.97%	3,259.04	3,371.90	2,480.07	3,960.95	-16.13% €
FTSE/Athex Utilities	3,197.77 €	3,243.05	-45.28	-1.40%	3,197.77	3,251.46	1,865.80	3,447.76	0.39% #
FTSE/Athex Health Care	457.38 #	433.30	24.08	5.56%	433.30	457.38	395.48	508.96	-9.40% €
Athex All Share Index	160.53 €	162.80	-2.27	-1.40%	160.53	160.53	122.81	223.49	-25.56% €
Hellenic Corporate Bond Index	116.12 €	116.16	-0.04	-0.03%			106.56	121.22	-3.45% €
Hellenic Corporate Bond Price Index	90.94 €	90.98	-0.04	-0.04%			84.04	96.15	-4.98% €

Note 1: FTSE/Med 100, Hellenic Corporate Bond Price Index and Hellenic Corporate Bond Index closing prices refer to the previous trading day of 16/06/2020.

Note 2: The Hellenic Mid & Small Cap Index is a Customized index calculated by the Athens Exchange.

Athex Indices



## Analytic Figures for Athex Market's Boards and Categories

	Total Traded Securities	Main Market	Surveillance	Exchange Traded Funds (ETFs)
Totals	114	103	10	1
Gain / Lose / Same:	23 / 70 / 21	22 / 67 / 14	1 / 2 / 7	0 / 1 / 0
Athex Capitalisation (mill. €) **	45,343.25	45,117.55	225.70	
Daily Average Trans/ons Value(thou.€)	75,749.27	75,732.60	83.69	59.43
Transactions Value	61,177.15	61,167.83	8.96	0.35
Main Board:	53,272.13	53,262.81	8.96	0.35
Blocks Board 6_2_3:	7,905.02	7,905.02	0.00	0.00
Forced Sales Board:	0.00	0.00	0.00	0.00
Special Terms Board:	0.00	0.00	0.00	0.00
Daily Average Transactions Volume	50,331,589	49,838,383	530,470	3,062
Transactions Volume	29,862,460	29,796,093	66,346	21
Main Board:	28,730,599	28,664,232	66,346	21
Blocks Board 6_2_3:	1,131,861	1,131,861	0	0
Forced Sales Board:	0	0	0	0
Special Terms Board:	0	0	0	0
Daily Average Number of Trades	36,947	36,803	141	5
Number of Trades	29,081	29,027	52	2
Main Board:	29,071	29,017	52	2
Blocks Board 6_2_3:	10	10	0	0
Forced Sales Board:	0	0	0	0
Special Terms Board:	0	0	0	0

## Trading Details by Athex Sectors and Financial Instruments (ETFs)

Code	Sectors	Gain / Lose / Same	Number of Trades	Transactions Volume	Transactions Value	% of Total Trans. Value
3010	- Banks	1 / 5 / 0	10,222	21,448,773	14,846,171.81	24.27%
5510	- Basic Resources	2 / 7 / 3	472	194,477	362,819.39	0.59%
5010	- Construction & Materials	0 / 8 / 3	2,898	1,215,742	3,199,344.16	5.23%
4020	- Consumer Products & Services	2 / 4 / 2	1,679	333,258	3,714,698.35	6.07%
6010	- Energy	0 / 3 / 0	1,661	266,084	2,968,045.28	4.85%
12000	- Financial Instruments	0 / 1 / 0	2	21	354.83	0.00%
3020	- Financial Services	0 / 2 / 0	526	1,533,339	440,182.52	0.72%
4510	- Food Beverage & Tobacco	1 / 6 / 2	303	86,622	798,794.94	1.31%
2010	- Health Care	2 / 1 / 1	46	13,653	14,954.87	0.02%
5020	- Industrial Goods & Service	2 / 11 / 3	1,947	599,095	2,247,035.12	3.67%
3030	- Insurance	0 / 1 / 0	14	1,850	6,683.70	0.01%
4030	- Media	1 / 0 / 0	40	33,973	7,781.60	0.01%
4520	- Personal Care, Drug & Grocery Stores	1 / 1 / 1	300	48,499	364,032.76	0.60%
3510	- Real Estate	2 / 3 / 3	669	169,395	843,540.14	1.38%
4040	- Retail	3 / 2 / 1	356	65,085	252,066.98	0.41%
1010	- Technology	4 / 4 / 1	159	33,090	66,481.64	0.11%
1510	- Telecommunications	0 / 3 / 0	2,370	1,996,995	23,387,374.09	38.23%
4050	- Travel & Leisure	1 / 4 / 1	2,934	914,606	4,266,654.08	6.97%
6510	- Utilities	1 / 4 / 0	2,470	857,217	3,389,966.54	5.54%

## Top 10 best &amp; worst performing Shares

## Main Market

With positive Price change	Closing price	change	With negative Price change	Closing price	change
CRETE PLASTICS SA (CR)	13.65	3.41% #	ELLAKTOR (CR)	1.056	-6.55% €
GR. SARANTIS S.A. (CR)	8.88	2.42% #	CENERGY HOLDINGS (CB)	0.908	-5.42% €
FOURLIS (CR)	4	1.52% #	AEGEAN AIRLINES (CR)	4.2	-4.22% €
LAMDA DEVELOPMENT SA (CR)	6.22	0.65% #	HELLENIC PETROLEUM (CR)	6.05	-3.97% €
PIRAEUS BANK (CR)	1.6595	0.64% #	TITAN CEMENT (CB)	11	-3.85% €
MYTILINEOS (CR)	7.945	0.57% #	TPA SA (CR)	20.8	-3.26% €
PROFILE SA (CR)	3.57	0.28% #	GEK TERNA (CR)	6.2	-3.13% €
			HELLENIC EXCHANGES-A.S.E. (CR)	3.335	-3.05% €
			JUMBO SA (CR)	16.1	-3.01% €
			INTRALOT (CR)	0.126	-2.93% €
With the highest Transactions Value	Value (thou. €)	change	With the highest Transactions Volume	Volume	change
OTE (CR)	23,361.49	-1.97% €	ALPHA BANK (CR)	9,635,679	-1.45% €
ALPHA BANK (CR)	6,633.70	-1.45% €	EUROBANK HOLDINGS (CR)	8,274,601	-0.95% €
OPAP (CR)	3,902.96	-1.57% €	NATIONAL BANK (CR)	2,138,894	-0.37% €
EUROBANK HOLDINGS (CR)	3,466.98	-0.95% €	OTE (CR)	1,950,610	-1.97% €
JUMBO SA (CR)	3,384.21	-3.01% €	MARFIN INVESTMENT GROUP (CR)	1,428,872	-1.93% €
NATIONAL BANK (CR)	2,891.79	-0.37% €	PIRAEUS BANK (CR)	1,032,961	0.64% #
MOTOR OIL (CR)	2,315.18	-2.67% €	ELLAKTOR (CR)	889,484	-6.55% €
PPC (CR)	1,966.31	-2.71% €	PPC (CR)	539,670	-2.71% €
PIRAEUS BANK (CR)	1,693.67	0.64% #	OPAP (CR)	444,089	-1.57% €
MYTILINEOS (CR)	1,655.21	0.57% #	INTRALOT (CR)	394,109	-2.93% €

Note: Stocks that are not included in the "Low Dispersion" and "Under Supervision" categories, and the transactions value is more than 10,000 €.



## Derivatives Summary

	Number of Trades	Volume	Open Interest
Index Futures	643	2,347	4,485
FTSE/Athex Large Cap	643	2,347	4,485
Stock Futures	3,712	129,775	312,473
ADMIE (IPTO) HOLDING S.A. (CR)	60	347	5,288
ALPHA BANK (CR)	613	31,791	102,314
ATTICA BANK S.A. (CR)	0	0	177
CC HBC AG (CR)	24	57	269
CENERGY HOLDINGS (CB)	35	438	2,320
ELLAKTOR (CR)	278	3,840	9,411
EUROBANK HOLDINGS (CR)	551	42,502	60,438
EYDAP S.A. (CR)	8	15	79
FOURLIS (CR)	6	51	168
GEK TERNA (CR)	105	572	2,628
HELLENIC EXCHANGES-A.S.E. (CR)	53	346	1,473
HELLENIC PETROLEUM (CR)	50	293	1,845
INTRACOM HOLDINGS (CR)	27	907	1,316
INTRALOT (CR)	26	747	1,150
JUMBO SA (CR)	63	261	542
LAMDA DEVELOPMENT SA (CR)	48	131	1,516
MARFIN INVESTMENT GROUP (CR)	99	20,369	46,187
MOTOR OIL (CR)	47	331	440
MYTILINEOS (CR)	190	1,759	6,145
NATIONAL BANK (CR)	466	12,737	30,815
OPAP (CR)	69	327	1,904
OTE (CR)	61	368	2,737
P.P.A. S.A. (CR)	9	29	407
PIRAEUS BANK (CR)	340	7,073	11,087
PPC (CR)	212	2,614	12,359
TERNA ENERGY (CR)	31	524	3,700
TITAN CEMENT (CB)	153	854	3,266
VIOHALCO SA/NV (CB)	88	492	2,492
Index Options	18	193	2,436
FTSE/Athex Large Cap	18	193	2,436
Stock Options	4	80	900
ALPHA BANK (CR)	0	0	10
NATIONAL BANK (CR)	0	0	356
OPAP (CR)	1	15	304
OTE (CR)	1	5	196
PIRAEUS BANK (CR)	2	60	24
PPC (CR)	0	0	10
<b>Total Derivatives Traded</b>	<b>4,377</b>	<b>132,395</b>	<b>320,294</b>









Number of Outstanding Securities	Nominal Value	Dividends [1]			Date of Last Coupon		Note	Shares	Closing price	% change	Previous closing price/date	Open price	Price min	Price max	Last price	Avg price	Last Bid [7]	Last Ask [7]	P/E after tax	Year	Volume	Trades	Transactions Value[8]	Company Mkt Value (thou. €)	Year low	Year high	Sector[4]	
		2017	2018	2019	Dividend [2]	Right																						
119,596,817	0.040	---	---	---	15/07/2008	27/04/2017	5190	NIKAS SA (CR)	0.6	---	0.6	17/06/2020	---	---	---	---	---	400@0.720	---	---	---	---	---	71,758.09	0.4	0.6	45102020	
24,319,250	0.300	---	---	---	09/07/2002	04/07/2007	5165	PROODEFTIKH SA (CR)	0.268	---	0.268	17/06/2020	0.268	0.262	0.268	0.262	0.268	5000@0.230	158@0.262	---	---	2,091	5	559.84	6,517.56	0.11	0.288	50101010
10,186,667	1.35	---	---	---	24/06/2008	02/02/2016	4887	SIDMA SA (CR)	0.344	---	0.344	17/06/2020	0.344	0.344	0.344	0.344	0.344	37@0.344	500@0.410	---	---	2,400	3	825.60	3,504.21	0.192	0.57	55102010
766,000	1.00	---	---	---	01/07/2004	11/12/2012	5193	TRIA ALFA SA (CR)	1.8	---	1.8	17/06/2020	---	---	---	---	---	---	---	55.15	2018	---	---	---	1,658.10	1.44	2.16	55101020
245,000	1.00	---	---	---	19/07/2010	11/12/2012	5194	TRIA ALFA SA (PR)	1.14	---	1.14	17/06/2020	---	---	---	---	---	---	110@1.36	34.93	2018	---	---	---	1,658.10	0.9	1.17	55101020

## Suspension Status

20,255,805	0.300	---	---	---	22/08/2006	02/08/2010	5136	AXON HOLDING SA (CR)	0.058	---	0.058	28/04/2017	---	---	---	---	---	---	---	---	---	---	---	---	1,174.84	0.058	0.058	20101010		
21,820,410	0.800	---	---	---	22/05/2008	02/08/2011	5174	EUROMEDICA SA (CR)	0.448	---	0.448	30/04/2018	---	---	---	---	---	---	---	---	---	---	---	---	---	9,775.54	0.448	0.448	20101010	
66,948,210	0.300	---	---	---	22/09/2015	22/09/2015	5179	FOLLI FOLLIE (CR)	4.8	---	4.8	24/05/2018	---	---	---	---	---	---	---	---	---	---	---	---	---	321,351.41	4.8	4.8	40401030	
12,417,000	0.310	---	0.0205	---	27/08/2019	28/08/2017	5233	MLS MULTIMEDIA SA (CR)	0.57	---	0.57	12/05/2020	---	---	---	---	---	---	---	---	---	---	---	---	---	7,077.69	0.475	1.51	10101015	
14,870,100	0.300	---	---	---	15/05/2008	26/09/2011	5130	ALPHA GRISSIN S.A. (CR)	0.014	---	0.014	13/04/2017	---	---	---	---	---	---	---	---	---	---	---	---	---	208.18	0.014	0.014	10102030	
33,930,000	0.300	---	---	---	03/07/2006	30/05/2001	4865	BABIS VOVOS SA (CR)	0.304	---	0.304	30/03/2012	---	---	---	---	---	---	---	---	---	---	---	---	---	10,314.72	0.304	0.304	35101010	
77,126,446	0.340	---	---	---	23/05/2005	18/08/2011	5206	G.E. DIMITRIOU (CR)	0.0125	---	0.0125	30/04/2019	---	---	---	---	---	---	---	---	---	---	---	---	---	964.08	0.0125	0.0125	40202020	
6,000,000	0.600	---	---	---	13/06/2008	08/04/2004	5172	EUROBROKERS S.A. (CR)	0.008	---	0.008	27/04/2018	---	---	---	---	---	---	---	---	---	---	---	---	---	48.00	0.008	0.008	30302015	
7,085,888	1.59	---	---	---	02/07/1996	06/09/2010	5216	ELVIEMEK (CR)	2.6	---	2.6	30/09/2019	---	---	---	---	---	---	---	---	---	---	---	---	---	18,423.31	2.6	2.6	35101010	
25,179,640	0.600	---	---	---	08/08/1994	19/09/2000	5191	J.BOUTARIS & SON (CR)	0.026	---	0.026	01/10/2018	---	---	---	---	---	---	---	---	---	---	---	---	---	742.45	0.026	0.026	45101015	
1,540,000	0.600	---	---	---	08/08/1994	19/09/2000	5192	J.BOUTARIS & SON (PR)	0.057	---	0.057	01/10/2018	---	---	---	---	---	---	---	---	---	---	---	---	---	---	742.45	0.057	0.057	45101015
14,679,792	1.68	---	---	---	28/06/2017	04/09/2000	5237	KARATZIS SA (CR)	10	---	10	11/06/2020	---	---	---	---	---	---	---	---	---	---	---	---	---	---	146,797.92	7.95	10.2	50203030
24,619,524	0.500	---	---	---	10/10/1986	30/12/2002	4914	KERAMIA-ALLATINI (CR)	0.088	---	0.088	30/08/2012	---	---	---	---	---	---	---	---	---	---	---	---	---	---	2,166.52	0.088	0.088	35101010
31,543,600	0.420	---	---	---	19/07/2010	19/12/2018	5205	KRETA FARM SA (CR)	1.085	---	1.085	30/04/2019	---	---	---	---	---	---	---	---	---	---	---	---	---	---	34,224.81	1.085	1.085	45102020
23,935,280	0.300	---	---	---	29/06/2009	13/06/2000	5153	NAYTEMPORIKI PUBLISHING SA(CR)	0.107	---	0.107	02/10/2017	---	---	---	---	---	---	---	---	---	---	---	---	---	---	2,561.07	0.107	0.107	40301030
255,459,600	0.300	---	---	---	26/06/2000	03/12/2010	5101	NEL SA (CR)	0.07	---	0.07	31/08/2015	---	---	---	---	---	---	---	---	---	---	---	---	---	---	17,882.17	0.07	0.07	40501015
23,463,874	0.800	---	---	---	23/05/2003	21/12/1999	4918	NEORION SA (CR)	0.125	---	0.125	30/08/2012	---	---	---	---	---	---	---	---	---	---	---	---	---	---	2,932.98	0.125	0.125	50206030
294,016,812	0.300	---	---	---	08/07/2008	21/03/2016	5235	NIREFS SA (CR)	0.23	---	0.23	11/06/2020	---	---	---	---	---	---	---	---	---	---	---	---	---	---	67,623.87	0.23	0.24	45102010
18,750,000	0.300	---	---	---	02/07/2001	31/12/2012	5154	PEGASUS PUBLISHING S.A. (CR)	0.089	---	0.089	02/10/2017	---	---	---	---	---	---	---	---	---	---	---	---	---	---	1,668.75	0.089	0.089	40301030
245,497,664	0.310	---	---	---	01/07/2008	30/07/2012	5236	SELONDA AQUACULTURE SA (CR)	0.1	---	0.1	11/06/2020	---	---	---	---	---	---	---	---	---	---	---	---	---	---	24,549.77	0.1	0.101	45102010
100,793,572	0.300	---	---	---	16/07/2009	11/02/2016	5110	TELETIPOS SA (CR)	0.06	---	0.06	07/03/2016	---	---	---	---	---	---	---	---	---	---	---	---	---	---	6,047.61	0.06	0.06	40301035
4,034,950	0.680	---	---	---	01/07/2005	30/12/2010	5171	CHATZIKRANIOTIS & SONS SA (CR)	0.14	---	0.14	27/04/2018	---	---	---	---	---	---	---	---	---	---	---	---	---	---	564.89	0.14	0.14	45102020

## Shares' Notes

Code	Note text
( )	- Adjusted dividends.
*	- Last adjusted closing price.
[1]	- Net dividends.
[2]	- The "Date of Last Coupon" for New listings refers to the date company's stocks started to trade in Athex
[3]	- The Company Market Value is referred to the number of outstanding shares
[4]	- Sectors codification can be found in Appendix A
[5]	- The Market Value refers to the total number of shares listed (including their several classes) in the exchange by the company.
[6]	- P/E greater than 100
[7]	- Last view of the Order Book before the end of the trading session
[8]	- All Blocks Methods' Transactions Value are included.
4750	- Transfer to the Under Surveillance Category from 8/4/2011.
4865	- Suspension of trading as of 2/4/2012.
4887	- Transfer to the Surveillance Category as of 10/4/2012.
4912	- Transfer to the Surveillance Category as of 31/7/2012.
4914	- Suspension of trading as of 31/8/2012.
4918	- Suspension of trading as of 31/8/2012.
4955	- Transfer to the Surveillance Category as from 5/4/2013.
4957	- Transfer to the Surveillance Category as from 5/4/2013.
4958	- Transfer to the Surveillance Category as from 5/4/2013.
4959	- Transfer to the Surveillance Category as from 5/4/2013.
5080	- Transfer to the Surveillance Category as of 05/12/2014.
5093	- Transfer to the Surveillance Category as of 8/4/2015.
5095	- Transfer to the Surveillance Category as from 09/04/2015.
5101	- Suspension of trading as of 1/9/2015.
5110	- Suspension of trading as of 08/03/2016.
5112	- Transfer to the Surveillance Category as of 15/04/2016.
5115	- Transfer to the Surveillance Category as of 15/04/2016.
5123	- Transfer to the Surveillance Category as of 01/04/2016.
5130	- Suspension of trading as of 18/04/2017.
5136	- Suspension of trading as of 02/05/2017.
5141	- Transfer to the Surveillance Category as of 10/05/2017.
5153	- Suspension of trading as of 03/10/2017.
5154	- Suspension of trading as of 03/10/2017.
5156	- Transfer to the Surveillance Category as of 11/12/2017.
5160	- Transfer to the Surveillance Category as of 15/04/2016.
5161	- Transfer to the Surveillance Category as of 25/11/2011.
5162	- Transfer to the Under Supervision Category as of 21/12/2009.
5165	- Transfer to the Surveillance Category as of 15/02/2018.
5171	- Suspension of trading as of 30/04/2018.
5172	- Suspension of trading as of 30/04/2018.
5174	- Suspension of trading as of 02/05/2018.
5178	- Transfer to the Surveillance Category as of 11/05/2018.
5179	- Suspension of trading as of 25/05/2018.
5190	- Transfer to the Surveillance Category as of 01/10/2018.
5191	- Suspension of trading as of 02/10/2018.
5192	- Suspension of trading as of 02/10/2018.
5193	- Transfer to the Surveillance Category as of 25/10/2018.
5194	- Transfer to the Surveillance Category as of 25/10/2018.
5195	- Transfer to the Surveillance Category as of 25/10/2018.
5197	- Transfer to the Surveillance Category as of 07/11/2018.
5205	- Suspension of trading as of 02/05/2019.
5206	- Suspension of trading as of 02/05/2019.

## Shares' Notes

Code	Note text
5216	- Suspension of trading as of 01/10/2019.
5231	- Transfer to the Surveillance Category as from 5/4/2013.
5232	- Transfer to the Under Surveillance Category from 08/04/2011.
5233	- Suspension of trading as of 13/05/2020.
5235	- Suspension of trading as of 12/06/2020.
5236	- Suspension of trading as of 12/06/2020.
5237	- Suspension of trading as of 12/06/2020.
5238	- Share capital increase in progress through a rights issue. Rights' trading period on ATHEX: 15/06/2020-24/06/2020, pre-emption rights' subscription period: 15/06/2020-29/06/2020.



Securities Blocks Details

Securities	Block Volume	Price	Block Trade Value	Time of approval	Note
PIRAEUS BANK (CR)	10,000	1.76	17,577.00	11:59:23	18
PIRAEUS BANK (CR)	800	1.76	1,406.16	12:00:24	18
OTE (CR)	50,000	12.03	601,500.00	13:18:32	20
ALPHA BANK (CR)	500,000	0.686	343,000.00	15:20:56	20
PIRAEUS BANK (CR)	10,845	1.66	18,002.70	16:26:13	18
JUMBO SA (CR)	30,000	16.10	483,000.00	16:53:19	20
JUMBO SA (CR)	20,000	16.11	322,100.00	16:54:28	20
OTE (CR)	100,000	12.12	1,212,000.00	17:06:17	20
OTE (CR)	110,000	11.94	1,312,850.00	17:07:48	20
OTE (CR)	300,216	11.97	3,593,585.52	17:09:41	20

Blocks Notes

- 9 - Method 6-1 / Special Fees
- 10 - Method 6-1 / Special Fees, SDS
- 14 - Method 6-3 / Settlement, Incomplete Buy and Sell
- 18 - Method 6-2 / SPOT 1
- 19 - Method 6-2 / SPOT 2
- 20 - Method 6-1 and Method 6-1 Same Day Settlement
- 21 - Other Pre-agreed

## Shares Rights Details

Occured date	Exercise from	Exercise until	Trading until	Rights	Price min	Price max	Closing price	Last Bid	Last Ask	Volume	Trades	Transactions Value
10/06/2020	15/06/2020	29/06/2020	24/06/2020	TRASTOR REAL ESTATE INVESTMEN	0.003	0.004	0.005	...	...	50,686	13	164.55

---

**Securities Forced Sales**

---

Securities	Category of Security	Transactions Volume	Number of Trades	Transactions Value	Note
------------	----------------------	------------------------	---------------------	-----------------------	------

---

No Forced Transactions.

---

---

**Forced Sales Notes**

---

1 - Normal Forced Sale.

2 - Forced Sales of Fixed Registered Shares.

3 - Forced Sales of Remaining Stock Fractions.

**Forced Sales Registered Shares**

Securities	Start Date	End Date	Initial Volume	Remaining Volume	Date	Avg price (day)	Avg price (period)	Number of Trades	Transactions Volume	Transactions Value
------------	------------	----------	----------------	------------------	------	-----------------	--------------------	------------------	---------------------	--------------------

No Fixed Registered Shares Forced Sales.

**Forced Sales Notes**

According to Decision 1/380/04.05.2008 of the Hellenic Republic Capital Market Commission, the certificated registered shares that have not been deposited to the issuer for dematerialisation, will be auctioned in the Athens Exchange by the supervising issuer. Forced sales procedure is held according to Article 99A of the Athens Exchange Rulebook. The average price of the period is calculated by dividing the Total transactions value by the Total volume and includes all the transactions made until the current date.

## Exchange Traded Funds (ETFs) Characteristics

	Transactions Date (T)	Creation / Redemption	Units (T-1)	New Units (T-1)	Redemption Units (T-1)	Units (T) [1]	Fund Assets [2]	Net Unit Price	Dividend per Unit	Dividend Date
ALPHA ETF FTSE Athex Large Cap	18/06/2020	5,000	812,382	---	---	812,382	13,724,400.00	16.8940	0.43	30/06/2018

## ETFs Notes

[1] - Units (T) = Units (T-1) + New Units (T-1) - Redemption Units (T-1)

[2] - The Creation / Redemption Units of T-1 are included.

## Convertible Corporate Bonds - Regulated Market

Num Listed Bonds	Nominal price	Issue price	Today's Rate	Exp. Date	Duration (years)	Note	Coupon		Trading Unit	Corporate Bonds	Price min	Price max	Closing price	Previous closing price/date	Volume	Transactions Value	Last order		ear min	Year max	
							Common	Preferred									Price	Buy / Sell			Date
171,246,551	0.30	0.30	1.00	11/10/2025	9	---	15	---	1	FORTHNET S.A. (Convertible)	---	---	---	---	---	---	10.0000	B	04/05/2020	100.0000	100.0000

## Corporate Bonds Notes

Transactions Volume = (Pieces) \* (Nominal Price). Transactions Value = (Pieces) \* (Nominal Price) \* (price %) + (Accrued interest).

The price of a Bond is stated as a percentage (%) of Bond's Nominal Price.

Nominal Price in Euros (€), except if it is noted differently.

## Non Convertible Corporate Bonds - Regulated Market

Num Listed Bonds	Nominal price	Issue price	Today's Rate	Exp. Date	Duration (years)	Note	Coupon		Trading Unit	Corporate Bonds	Accrued Int.	Yield.T.Mat	Price min	Price max	Closing price	Previous closing price/date	Volume	Transactions Value	Last order		ear min	Year max		
							Common	Preferred											Price	Buy / Sell			Date	
24,260	1,000.00	1,000.00	4.95	26/06/2023	5	---	4	---	1	B&F COMM. & GARM. INDUS. S.A. (Non Convertible)	24.4750	8.3430	88.7700	91.7458	89.6956	90.9480	16/06/2020	21,000	19,350.06	87.0000	B	18/06/2020	68.0000	94.9999
90,000	1,000.00	1,000.00	3.00	11/05/2023	5	---	5	---	1	CORAL A.E. (Non Convertible)	3.5000	2.5590	---	---	---	100.7570	16/06/2020	---	---	101.0100	B	18/06/2020	89.4200	105.0000
120,000	1,000.00	1,000.00	3.95	04/04/2025	7	---	5	---	1	GEK TERNA S.A. (Non Convertible)	8.4486	2.8780	101.6000	103.4900	103.4900	103.0000	17/06/2020	186,000	191,129.85	102.0001	B	18/06/2020	91.0000	107.2000
175,000	1,000.00	1,000.00	3.40	26/07/2024	5	---	2	---	1	ATTICA HOLDINGS S.A. (Non Convertible)	13.8833	7.1700	87.2000	87.2000	87.2000	87.0000	17/06/2020	10,000	8,858.83	85.0010	B	18/06/2020	60.0000	100.0000
300,000	1,000.00	1,000.00	3.10	27/06/2022	5	---	6	---	1	MYTILINEOS HOLDINGS S.A. (Non Convertible)	15.3278	3.0670	---	---	---	99.5100	17/06/2020	---	---	99.6010	B	18/06/2020	89.3824	101.0000
40,000,000	1.00	1.00	5.00	04/10/2021	5	---	15	---	1	HOUSEMARKET S.A. (Non Convertible)	0.0107	2.6180	102.4000	102.4000	102.4000	102.3000	17/06/2020	200	206.94	102.2000	B	18/06/2020	93.8736	105.1000
150,000	1,000.00	1,000.00	2.60	22/10/2026	7	---	2	---	1	TERNA ENERGY FINANCE S.A. (Non Convertible)	4.4056	2.5380	100.1000	100.7400	100.1000	100.0050	17/06/2020	81,000	81,531.85	99.5000	B	18/06/2020	84.4000	102.8000
200,000	1,000.00	1,000.00	3.60	12/03/2026	7	---	3	---	1	AEGEAN AIRLINES S.A. (Non Convertible)	10.2000	5.3520	91.0000	91.8900	91.1320	91.0000	16/06/2020	67,000	61,741.87	87.0027	B	18/06/2020	54.7313	107.3000

## Corporate Bonds Notes

Transactions Volume = (Pieces) \* (Nominal Price). Transactions Value = (Pieces) \* (Nominal Price) \* (price %) + (Accrued interest).

The price of a Bond is stated as a percentage (%) of Bond's Nominal Price.

Nominal Price in Euros (€), except if it is noted differently.

## Government Bonds

Number Listed Bonds	Nominal price	Today's Rate	Accrued Interest Calc	Exp. Date [1]	Duration (years)	Note	Coupons Date	Curr. coupon value	Trading Unit	Government Bonds	Price min	Price max	Closing price	Previous closing price/date	Volume	Transactions Value	Price	Last order Buy / Sell	Date
3,000,000	1,000.00	4.38	Actual/Actual	01/08/2022	5	---	01/08	4.38	1	GGB-FXD-010822-05Y-4.375-1.000	---	---	---	---	---	---	1.0000	B	28/11/2018
2,500,000	1,000.00	1.88	Actual/Actual	04/02/2035	15	---	04/02	1.88	1	GGB-FXD-040235-15Y-1.875-1.000	---	---	---	---	---	---	---	---	---
2,500,000	1,000.00	3.45	Actual/Actual	02/04/2024	5	---	02/04	3.45	1	GGB-FXD-020424-05Y-3.450-1.000	---	---	---	---	---	---	---	---	---
4,355,990,324	1.00	3.50	Actual/Actual	30/01/2023	5	---	01/02 - 31/01	3.50	1	GGB-FXD-300123-05Y-3.500-1.000	---	---	---	94.5720 13/07/2018	---	---	1.0000	B	28/11/2018
5,962,747,327	1.00	3.75	Actual/Actual	30/01/2028	10	---	/02 - 01/02 - 31/	3.75	1	GGB-FXD-300128-10Y-3.750-1.000	---	---	---	85.4610 13/07/2018	---	---	1.0000	B	28/11/2018
6,091,218,404	1.00	3.90	Actual/Actual	30/01/2033	15	---	/02 - 01/02 - 31/	3.90	1	GGB-FXD-300133-15Y-3.900-1.000	---	---	---	78.6730 13/07/2018	---	---	1.0000	B	28/11/2018
4,805,399,486	1.00	4.00	Actual/Actual	30/01/2037	19	---	/02 - 01/02 - 31/	4.00	1	GGB-FXD-300137-19Y-4.000-1.000	---	---	---	77.0370 13/07/2018	---	---	1.0000	B	28/11/2018
4,603,713,186	1.00	4.20	Actual/Actual	30/01/2042	24	---	/02 - 01/02 - 31/	4.20	1	GGB-FXD-300142-24Y-4.200-1.000	---	---	---	77.7640 13/07/2018	---	---	1.0000	B	28/11/2018
550,418,123	1.00	3.65	Actual/Actual	24/02/2023	11	---	24/02	3.65	1	GGB-FXD-240223-11Y-2.000-1.000	---	---	---	10.0000 22/06/2015	---	10.0000	B	11/07/2019	
445,007,576	1.00	3.65	Actual/Actual	24/02/2024	12	---	24/02	3.65	1	GGB-FXD-240224-12Y-2.000-1.000	---	---	---	10.0000 22/06/2015	---	---	---	---	
423,674,226	1.00	3.65	Actual/Actual	24/02/2025	13	---	24/02	3.65	1	GGB-FXD-240225-13Y-2.000-1.000	---	---	---	10.0000 22/06/2015	---	---	---	---	
212,292,153	1.00	3.65	Actual/Actual	24/02/2026	14	---	24/02	3.65	1	GGB-FXD-240226-14Y-2.000-1.000	---	---	---	10.0000 22/06/2015	---	---	---	---	
160,621,352	1.00	3.65	Actual/Actual	24/02/2027	15	---	24/02	3.65	1	GGB-FXD-240227-15Y-2.000-1.000	---	---	---	10.0000 22/06/2015	---	---	---	---	
183,244,055	1.00	3.65	Actual/Actual	24/02/2028	16	---	24/02	3.65	1	GGB-FXD-240228-16Y-2.000-1.000	---	---	---	10.0000 22/06/2015	---	---	---	---	
164,802,894	1.00	3.65	Actual/Actual	24/02/2029	17	---	24/02	3.65	1	GGB-FXD-240229-17Y-2.000-1.000	---	---	---	10.0000 22/06/2015	---	---	---	---	
165,460,943	1.00	3.65	Actual/Actual	24/02/2030	18	---	24/02	3.65	1	GGB-FXD-240230-18Y-2.000-1.000	---	---	---	10.0000 22/06/2015	---	---	---	---	
129,007,241	1.00	3.65	Actual/Actual	24/02/2031	19	---	24/02	3.65	1	GGB-FXD-240231-19Y-2.000-1.000	---	---	---	10.0000 22/06/2015	---	---	---	---	
126,192,683	1.00	3.65	Actual/Actual	24/02/2032	20	---	24/02	3.65	1	GGB-FXD-240232-20Y-2.000-1.000	---	---	---	10.0000 22/06/2015	---	---	---	---	
146,905,168	1.00	3.65	Actual/Actual	24/02/2033	21	---	24/02	3.65	1	GGB-FXD-240233-21Y-2.000-1.000	---	---	---	10.0000 22/06/2015	---	---	---	---	
154,475,606	1.00	3.65	Actual/Actual	24/02/2034	22	---	24/02	3.65	1	GGB-FXD-240234-22Y-2.000-1.000	---	---	---	10.0000 22/06/2015	---	---	---	---	
144,429,441	1.00	3.65	Actual/Actual	24/02/2035	23	---	24/02	3.65	1	GGB-FXD-240235-23Y-2.000-1.000	---	---	---	10.0000 22/06/2015	---	---	---	---	
166,211,676	1.00	3.65	Actual/Actual	24/02/2036	24	---	24/02	3.65	1	GGB-FXD-240236-24Y-2.000-1.000	---	---	---	10.0000 22/06/2015	---	---	---	---	
145,461,669	1.00	3.65	Actual/Actual	24/02/2037	25	---	24/02	3.65	1	GGB-FXD-240237-25Y-2.000-1.000	---	---	---	10.0000 22/06/2015	---	---	---	---	
146,941,087	1.00	3.65	Actual/Actual	24/02/2038	26	---	24/02	3.65	1	GGB-FXD-240238-26Y-2.000-1.000	---	---	---	10.0000 22/06/2015	---	---	---	---	
135,115,612	1.00	3.65	Actual/Actual	24/02/2039	27	---	24/02	3.65	1	GGB-FXD-240239-27Y-2.000-1.000	---	---	---	10.0000 22/06/2015	---	---	---	---	
141,909,637	1.00	3.65	Actual/Actual	24/02/2040	28	---	24/02	3.65	1	GGB-FXD-240240-28Y-2.000-1.000	---	---	---	10.0000 22/06/2015	---	---	---	---	
136,788,720	1.00	3.65	Actual/Actual	24/02/2041	29	---	24/02	3.65	1	GGB-FXD-240241-29Y-2.000-1.000	---	---	---	10.0000 22/06/2015	---	---	---	---	
163,643,410	1.00	3.65	Actual/Actual	24/02/2042	30	---	24/02	3.65	1	GGB-FXD-240242-30Y-2.000-1.000	---	---	---	10.0000 22/06/2015	---	---	---	---	
4,000,000	1,000.00	3.88	Actual/Actual	12/03/2029	10	---	12/03	3.88	1	GGB-FXD-120329-10Y-3.875-1.000	---	---	---	---	---	100.0000	B	15/10/2019	
503,753	1,000.00	0.32	FLR Actual/360	16/09/2021	2	---	16/03 - 16/09	---	1	GGB-FLT-160921-02Y-0.319-1.000	---	---	---	---	---	---	---	---	
3,000,000	1,000.00	3.38	Actual/Actual	15/02/2025	7	---	15/02	3.38	1	GGB-FXD-150225-07Y-3.375-1.000	---	---	---	---	---	---	---	---	
250,250	1,000.00	2.90	Actual/Actual	20/03/2023	4	---	20/03	2.90	1	GGB-FXD-200323-04Y-2.900-1.000	---	---	---	---	---	---	---	---	
964,000	1,000.00	3.25	Actual/Actual	20/03/2025	6	---	20/03	3.25	1	GGB-FXD-200325-06Y-3.250-1.000	---	---	---	---	---	---	---	---	
2,100,000	1,000.00	3.55	Actual/Actual	20/03/2026	7	---	20/03	3.55	1	GGB-FXD-200326-07Y-3.550-1.000	---	---	---	---	---	---	---	---	

## Government Bonds Notes

Transactions Volume = (Pieces) \* (Nominal Price). Transactions Value = (Pieces) \* (Nominal Price) \* (price %) + (Accrued interest).

The Value of current coupon for the issues with NV 0.01 euro refers to NV 100 euros

FLR: Floating Interest Rate.

[1] - The Expiration Date of the interest bearing period and the Date for coupon payment.



## Government Bonds

Number Listed Bonds	Nominal price	Today's Rate	Accrued Interest Calc	Exp. Date [1]	Duration (years)	Note	Coupons Date	Curr. coupon value	Trading Unit	Government Bonds	Price min	Price max	Closing price	Previous closing price/date	Volume	Transactions Value	Price	Last order Buy / Sell	Date
3,000,000	1,000.00	1.50	Actual/Actual	18/06/2030	10	---	18/06	1.50	1	GGB-FXD-180630-10Y-1.500-1.000	---	---	---	---	---	---	---	---	---
3,314,250	1,000.00	3.25	Actual/Actual	20/03/2050	30	---	20/03	3.25	1	GGB-FXD-200350-30Y-3.250-1.000	---	---	---	---	---	---	---	---	---
2,000,000	1,000.00	2.00	Actual/Actual	22/04/2027	7	---	22/04	2.00	1	GGB-FXD-220427-07Y-2.000-1.000	---	---	---	---	---	---	99.9000	B	22/04/2020
2,500,000	1,000.00	1.88	Actual/Actual	23/07/2026	7	---	23/07	1.88	1	GGB-FXD-230726-07Y-1.875-1.000	---	---	---	---	---	---	---	---	---

## Government Bonds Notes

Transactions Volume = (Pieces) \* (Nominal Price). Transactions Value = (Pieces) \* (Nominal Price) \* (price %) + (Accrued interest).

The Value of current coupon for the issues with NV 0.01 euro refers to NV 100 euros

FLR: Floating Interest Rate.

[1] - The Expiration Date of the interest bearing period and the Date for coupon payment.

## Treasury Bills &amp; Zero Coupon Government Bonds

Issue Date	13-Week Maturity									26-Week Maturity									52-Week Maturity								
	Exp. Date	Initial Rate	Num Listed Bonds	Nominal price	Issue price	Last Trade Price	Last Trade Date	Volume Traded	Note	Exp. Date	Initial Rate	Num Listed Bonds	Nominal price	Issue price	Last Trade Price	Last Trade Date	Volume Traded	Note	Exp. Date	Initial Rate	Num Listed Bonds	Nominal price	Issue price	Last Trade Price	Last Trade Date	Volume Traded	Note
13/09/2019	---	---	---	---	---	---	---	---	---	---	---	---	---	---	---	---	---	---	11/09/2020	0.29	1,000,000	1,000.00	997.05	---	---	---	---
13/12/2019	---	---	---	---	---	---	---	---	---	---	---	---	---	---	---	---	---	---	11/12/2020	0.07	1,000,000	1,000.00	999.30	---	---	---	---
13/03/2020	---	---	---	---	---	---	---	---	---	---	---	---	---	---	---	---	---	---	12/03/2021	0.24	600,000	1,000.00	1,000.00	---	---	---	---
12/06/2020	---	---	---	---	---	---	---	---	---	---	---	---	---	---	---	---	---	---	11/06/2021	0.25	1,600,000	1,000.00	997.49	---	---	---	---

Bonds in Circulation	Currency / Min nominal traded Value	Coupons Payment Date	Current Coupon Value	Note	Coupon	Trading Unit	Issue Date	Duration (years)	Today's Interest	A.I.C in days	Bonds	Last price of previous days		Last Outcry in Cash (euro)			Trades in Pieces	Life min	Life Max
												Price	Buy / Sell	Price	Buy / Sell	Date			
<b>Corporate Bonds in Foreign Currency and Euro</b>																			
103,746	GBP / 10	01/12	0.25	---	61	1	01/12/1930	98	2.5	360	National Mortgage Bank	2.27	05/02/1996	2.27	S	05/02/1996	---	2.27	2.27
0	GBP / 10	01/12	0.25	---	63	1	01/12/1928	100	2.5	360	National Mortgage Bank	---	---	---	---	---	---	---	---

## Government Bonds Notes

A.I.C: Accrued Interest Calculation base.

FLR: Floating Interest Rate.

The minimum tradeable Nominal Value for all Demeterialised Government Titles is 100 Euros.

(μτφρ-0)

## Athex &amp; ATHEXClear Members List

Member Name				Stock Market			Derivatives Market		ATHEXClear Member	
	Address	Phone	Fax	Market Member	Remote Member	Market Maker	Proprietary	Market Maker	General Clearing	Direct Clearing
A. SARRIS SECURITIES S.A.				a						
6, ΔΡΑΓΑΤΣΑΝΙΟΥ 6 ΑΘΗΝΑ	2103367700									
ΑΕΟΝIC SECURITIES C.I.F. P.L.C.					a					
, ΛΑΪΟΥ 6, ΓΡ. 301B, ANNA COURT	35725337600									
ALPHA BANK A.E.									a	
103, AVE. ATHINON ATHINA	+30 2103436820	210-3436270								
40, STADIΟΥ STR ATHINA	(210)-3260000	(210)-3264116								
	(210)-3265546	(210)-3265811								
ALPHA FINANCE INVESTMENT SERVICES S.A.				a		a	a	a		a
5, ΜΕΡΑΙΝ 5 ΑΘΗΝΑ	2103677400									
ARGUS STOCKBROKERS LTD				a	a		a			
25 , 25 ΛΕΩΦΟΡΟΣ ΔΗΜΟΣΘΕΝΗ ΣΕΒΕΡΗ	0035722717000									
ATLANTIC SECURITIES LIMITED				a						
37, ΠΡΟΔΡΟΜΟΥ 37	0035722445400									
ATLANTIC SECURITIES LTD					a					
, ΠΡΟΔΡΟΜΟΥ 37	0035722445400									
AXON SECURITIES S.A.				a			a			
48, ΣΤΑΔΙΟΥ 48 ΑΘΗΝΑ	2103363800									
BETA SECURITIES S.A.				a		a	a			a
29 , Λ.ΑΛΕΞΑΝΔΡΑΣ 29 ΑΘΗΝΑ	2106478930									
BNP PARIBAS SECURITIES SERVICES									a	
2, ΛΑΜΨΑΚΟΥ 2 ΑΘΗΝΑ	2107468500									
BOFA SECURITIES EUROPE SA				a	a					
, 112 AVENUE KL?BER 75116	+33 153655555									
CAPITAL SECURITIES S.A.				a			a			
58, ΜΗΤΡΟΠΟΛΕΩΣ 58 ΑΘΗΝΑ	2103369700									
CFS SECURITIES INVESTMENT SERVICES S.A.				a						
3, ΠΑΠΑΡΡΗΓΟΠΟΥΛΟΥ 3 ΑΘΗΝΑ	2103360800									
CITIGROUP GLOBAL MARKETS EUROPE AG				a	a					
16, REUTERWEG 16 FRANKFURT	+49 691366-0									
CITIGROUP GLOBAL MARKETS LIMITED				a	a					
1, 33 CANADA SQUARE -CANARY WHARF	+44 02079864000									
CREDIT SUISSE SECURITIES (EUROPE) LIMITED				a	a					
1 , ONE CABOT SQUARE LONDON	+44 2078888888									
CREDIT SUISSE SECURITIES SOCIEDAD DE VALORES SA				a	a					
, CALLE AYALA 42, 3A PLANTA-B MADRID	+34917916000									
CYCLOS SECURITIES S.A.				a			a			a
39, ΠΑΝΕΠΙΣΤΗΜΙΟΥ 39 ΑΘΗΝΑ	2103364300									
DEUTSCHE BANK S.A.					a					
1 , GREAT WINCHESTER STREET LONDON	+44 20 754 54209	00441133361437								
DYNAMIC SECURITIES S.A.				a			a			a
, ΤΡΑΛΛΕΩΝ 2 & Λ.ΣΥΓΓΡΟΥ 223 ΝΕΑ ΣΜΥΡΝΙ	2103677700									
EUROBANK EQUITIES INVESTMENT FIRM S.A				a		a	a	a		a
, ΦΙΛΕΛΛΗΝΩΝ 10 & ΞΕΝΟΦΩΝΤΟΣ 13 ΑΘΗΝΑ	2103720000									
EUROBANK S.A.									a	
, ΟΘΩΝΟΣ 8 ΑΘΗΝΑ	2103337000									
EUROCORP INVESTMENT SERVICES S.A.				a			a			a
14, ΠΛ.ΦΙΛΙΚΗΣ ΕΤΑΙΡΕΙΑΣ 14 ΑΘΗΝΑ	2107263600									
EUROTRUST INVESTMENT FIRM SA				a						
113, ΣΕΒΑΣΤΟΥΠΟΛΕΩΣ 113 ΑΘΗΝΑ	2103363100									
EUROXX SECURITIES S.A.				a		a	a	a		a
7, PALEOLOGOU CHALANDRI	+30 2106879400	210-6879401								
7, PALAIOLOGOU CHALANDRI	(210)-6879400	(210)-6879401								
G. A. PERVANAS SECURITIES- INVESTMENT SERVICES S.A.				a						
7-9, ΣΟΦΟΚΛΕΟΥΣ 7-9 ΑΘΗΝΑ	2103727200									
GLOBAL CAPITAL SECURITIES & FINANCIAL SERVICES LTD				a	a					
50, ΛΑΡΧΙΕΠΙΣΚΟΠΟΥ ΜΑΚΑΡΙΟΥ Γ50	0035722710710									
HELLENIC AMERICAN SECURITIES S.A.				a		a	a			a
27, ΑΝΔΡΕΑ ΠΑΠΑΝΔΡΕΟΥ 27 ΜΑΡΟΥΣΙ	2103311100									
HELLENIC BANK (INVESTMENTS) LTD					a					
, AVE. KYRIAKOU MATSI 31 - PO BOX 24747 NICOSIA	+357 22500100	357 22500110								
HSBC FRANCE									a	
109-111, Λ.ΜΕΣΟΓΕΙΩΝ 109-111	2106960000									

## Athex &amp; ATHEXClear Members List

Member Name				Stock Market			Derivatives Market		ATHEXClear Member	
	Address	Phone	Fax	Market Member	Remote Member	Market Maker	Proprietary	Market Maker	General Clearing	Direct Clearing
INDEX SECURITIES S.A.				a						
6, ΔΡΑΓΑΤΣΑΝΙΟΥ 6 ΑΘΗΝΑ	2103213920									
J. CHR. MAVRIKIS SECURITIES S.A.				a						
5, ΣΟΦΟΚΛΕΟΥΣ 5 ΑΘΗΝΑ	2103216730									
KAPPA SECURITIES S.A.				a			a			
15, ΒΑΛΛΑΡΠΙΤΟΥ 15 ΑΘΗΝΑ	2103678600									
KARAMANOF SECURITIES & INVESTMENT SERVICES S.A.				a			a			
2, ΠΛΑΓ.ΘΕΟΔΩΡΩΝ 2 ΑΘΗΝΑ	2103212947									
LAIKI FINANCIAL SERVICES LTD					a					
26, AVE. VYRONOS NICOSIA	357 22367367	357 22718567								
LEON DEPOLAS SECURITIES S.A.				a		a	a			
1, ΧΡΗΣΤΟΥ ΛΑΔΑ 1 ΑΘΗΝΑ	2103213276 -28									
MEGA EQUITY SECURITIES & FINANCIAL SERVICES PUBLIC LTD				a	a		a			
42-44, ΛΕΩΦ.ΓΡΙΒΑ ΔΙΓΕΝΗ 42-44	0035722711711									
MERIT SECURITIES S.A				a		a	a			a
5, ΣΟΦΟΚΛΕΟΥΣ 5 ΑΘΗΝΑ	2103671880									
MERRILL LYNCH INTERNATIONAL				a	a					
2, 2 KING EDWARD STREET LONDON	+44 20276281000									
N. CHRYSOCHOIDIS SECURITIES S.A.				a			a			a
7-9, ΣΟΦΟΚΛΕΟΥΣ 7-9 ΑΘΗΝΑ	2103213913									
NATIONAL BANK OF GREECE S.A.				a		a	a		a	
68, ΑΚΑΔΙΜΙΑΣ STR. ΑΘΗΝΑ	(210)-3328817	(210)-3328678								
86, ΑΙΟΛΟΥ STR. ΑΘΗΝΑ	(210)-3341000	(210)-3228187								
NATIONAL SECURITIES S.A.				a		a	a	a		
66, ΛΕΩΦ. ΚΗΦΙΣΙΑΣ 66 (ΚΤΗΡΙΟ Α) ΜΑΡΟΥΣΙ	2107720000									
NUNTIUS BROKERAGE AND INVESTMENT SERVICES S.A				a						
6, ΔΡΑΓΑΤΣΑΝΙΟΥ 6 ΑΘΗΝΑ	2103350599									
ONE PLUS CAPITAL LIMITED				a	a					
, 75 PRODRAMOU AVENUE NICOSIA 1307	35722873760									
OPTIMA BANK S.A.				a		a	a	a	a	
32, ΑΙΓΙΑΛΕΙΑΣ 32 & ΠΑΡΑΔΕΙΣΟΥ ΜΑΡΟΥΣΙ	2108173111									
PANTELAKIS SECURITIES S.A.				a		a	a	a		
57, ΕΘΝΙΚΗΣ ΑΝΤΙΣΤΑΣΕΩΣ 57, ΚΤΙΡΙΟ Β CHALANDRI	2106965000									
PEGASUS SECURITIES S.A				a			a			
17, ΒΑΛΛΑΡΠΙΤΟΥ 17 & ΑΜΕΡΙΚΗΣ ΑΘΗΝΑ	2103670700									
PIRAEUS BANK S.A.				a			a		a	
4, ΑΜΕΡΙΚΗΣ ΑΘΗΝΑ	+30 2103335000	210-3335079								
4, ΑΜΕΡΙΚΗΣ STR ΑΘΗΝΑ	(210)-3335918	(210)-3254207								
4, ΑΜΕΡΙΚΗΣ STR. ΑΘΗΝΑ	(210)-3335000	(210)-3335079								
PIRAEUS SECURITIES S. A.				a		a	a	a		a
10, ΣΤΑΔΙΟΥ 10 ΑΘΗΝΑ	2103354100									
PROCHOICE SECURITIES LTD				a	a					
57, ΛΕΩΦ.ΣΠΥΡΟΥ ΚΥΠΡΙΑΝΟΥ 57, ΑΚΙΝΗΤΑ Φ	035724661192									
SHARELINK SECURITIES & FINANCIAL SERVICES LTD				a	a		a			
6, HOUSE-ΘΕΟΤΟΚΗ 6 ΜΕΓΑΡΟ ΕΛΛΗΝΑ	+357 22554200									
SOCIETE GENERALE S.A.				a	a		a			
, 17 COURS VALMY, CEDEX	+157290504									
SOLIDUS SECURITIES S.A				a			a			a
64, ΛΟΥΙΖΗΣ ΡΙΑΝΚΟΥΡ 64 ΑΘΗΝΑ	2106900600									
ST. EM. LAVRENTAKIS SECURITIES S.A.				a			a			
7-9, ΣΟΦΟΚΛΕΟΥΣ 7-9 ΑΘΗΝΑ	2103213336									
THE CYPRUS INVESTMENT & SECURITIES CORPORATION LTD				a	a					
154, ΛΕΩΦ. ΛΕΜΕΣΟΥ 154	0035722121700									
UBS EUROPE SE				a	a					
, OPERNTURM, BOCKENHEIMER LANDSTRASSE 2-4	496921790									
UBS LIMITED					a					
1, FINSBURY AVENUE LONDON	+44 2075687135									

## List of Stocks under Market Making operations

Securities	Market Maker	Start Market Making	Stock Category
MLS MULTIMEDIA SA (CR)			Suspension Status
	PIRAEUS SECURITIES S. A.	01/08/2019	
ALPHA ETF FTSE Athex Large Cap			Exchange Traded Funds (ETFs)
	ALPHA FINANCE INVESTMENT SERVICES S.A.	02/01/1900	
	NATIONAL SECURITIES S.A.	02/01/1900	
ADMIE (IPTO) HOLDING S.A. (CR)			Main Market
	HELLENIC AMERICAN SECURITIES S.A.	09/03/2020	
	PIRAEUS SECURITIES S. A.	29/06/2017	
ALPHA BANK (CR)			Main Market
	ALPHA FINANCE INVESTMENT SERVICES S.A.	29/02/2016	
	EUROBANK EQUITIES INVESTMENT FIRM S.A	22/10/2006	
	HELLENIC AMERICAN SECURITIES S.A.	25/07/2014	
	LEON DEPOLAS SECURITIES S.A.	04/01/2016	
	MERIT SECURITIES S.A	03/09/2012	
	NATIONAL SECURITIES S.A.	02/01/1900	
	PIRAEUS SECURITIES S. A.	28/05/2009	
AS COMPANY SA (CR)			Main Market
	EUROBANK EQUITIES INVESTMENT FIRM S.A	01/04/2019	
ATTICA BANK S.A. (CR)			Main Market
	EUROBANK EQUITIES INVESTMENT FIRM S.A	11/11/2019	
	EUROXX SECURITIES S.A.	22/01/2016	
	PIRAEUS SECURITIES S. A.	20/09/2017	
ATTICA HOLDINGS (CR)			Main Market
	HELLENIC AMERICAN SECURITIES S.A.	28/12/2017	
AUDIO VISUAL ENTERPRISES (CR)			Main Market
	EUROXX SECURITIES S.A.	05/06/2020	
AUTOHELLAS SA (CR)			Main Market
	ALPHA FINANCE INVESTMENT SERVICES S.A.	01/07/2019	
	EUROXX SECURITIES S.A.	02/07/2018	
AVAX S.A. (CR)			Main Market
	EUROBANK EQUITIES INVESTMENT FIRM S.A	14/12/2015	
BRIQ PROPERTIES (CR)			Main Market
	EUROBANK EQUITIES INVESTMENT FIRM S.A	09/09/2019	
BYTE COMPUTER SA (CR)			Main Market
	MERIT SECURITIES S.A	04/08/2008	
CC HBC AG (CR)			Main Market
	NATIONAL SECURITIES S.A.	02/01/1900	
	PIRAEUS SECURITIES S. A.	04/05/2015	
CENERGY HOLDINGS (CB)			Main Market
	ALPHA FINANCE INVESTMENT SERVICES S.A.	02/01/2016	
	EUROBANK EQUITIES INVESTMENT FIRM S.A	02/01/2016	
CNL CAPITAL (CR)			Main Market
	MERIT SECURITIES S.A	01/10/2018	
EKTER SA (CR)			Main Market
	EUROBANK EQUITIES INVESTMENT FIRM S.A	16/10/2017	
	LEON DEPOLAS SECURITIES S.A.	21/05/2018	
ELASTRON (CR)			Main Market
	LEON DEPOLAS SECURITIES S.A.	20/02/2017	
ELLAKTOR (CR)			Main Market
	ALPHA FINANCE INVESTMENT SERVICES S.A.	18/03/2019	
	EUROXX SECURITIES S.A.	24/09/2018	
	NATIONAL SECURITIES S.A.	02/01/1900	
	PIRAEUS SECURITIES S. A.	22/10/2018	
ELTON SA (CR)			Main Market
	BETA SECURITIES S.A.	03/09/2012	
	LEON DEPOLAS SECURITIES S.A.	01/04/2019	
ELVALHALCOR (CR)			Main Market
	ALPHA FINANCE INVESTMENT SERVICES S.A.	07/05/2018	
	EUROBANK EQUITIES INVESTMENT FIRM S.A	07/05/2018	
EUROBANK HOLDINGS (CR)			Main Market
	ALPHA FINANCE INVESTMENT SERVICES S.A.	09/01/2006	
	EUROBANK EQUITIES INVESTMENT FIRM S.A	01/06/2012	
	HELLENIC AMERICAN SECURITIES S.A.	25/07/2014	
	LEON DEPOLAS SECURITIES S.A.	30/11/2018	
	MERIT SECURITIES S.A	06/11/2017	
	NATIONAL SECURITIES S.A.	02/01/1900	
	PIRAEUS SECURITIES S. A.	28/09/2009	

## List of Stocks under Market Making operations

Securities	Stock Category
Market Maker	Start Market Making
<b>EUROPEAN RELIANCE INSUR. (CR)</b>	Main Market
EUROBANK EQUITIES INVESTMENT FIRM S.A	08/07/2019
PANTELAKIS SECURITIES S.A.	15/07/2019
<b>EYDAP S.A. (CR)</b>	Main Market
ALPHA FINANCE INVESTMENT SERVICES S.A.	27/01/2020
EUROBANK EQUITIES INVESTMENT FIRM S.A	10/06/2019
<b>FOURLIS (CR)</b>	Main Market
EUROBANK EQUITIES INVESTMENT FIRM S.A	01/12/2016
PIRAEUS SECURITIES S. A.	06/03/2017
<b>GEK TERNA (CR)</b>	Main Market
PIRAEUS SECURITIES S. A.	29/08/2019
<b>GR. SARANTIS S.A. (CR)</b>	Main Market
BETA SECURITIES S.A.	14/05/2012
EUROBANK EQUITIES INVESTMENT FIRM S.A	24/10/2016
<b>HELLENIC EXCHANGES-A.S.E. (CR)</b>	Main Market
HELLENIC AMERICAN SECURITIES S.A.	01/09/2014
NATIONAL SECURITIES S.A.	02/01/1900
PIRAEUS SECURITIES S. A.	04/05/2015
<b>HELLENIC PETROLEUM (CR)</b>	Main Market
HELLENIC AMERICAN SECURITIES S.A.	14/09/2015
PIRAEUS SECURITIES S. A.	20/03/2017
<b>IKTINOS HELLAS SA (CR)</b>	Main Market
ALPHA FINANCE INVESTMENT SERVICES S.A.	01/04/2019
EUROBANK EQUITIES INVESTMENT FIRM S.A	25/02/2019
NATIONAL SECURITIES S.A.	02/01/1900
<b>INTERCONTINENTAL (CR)</b>	Main Market
LEON DEPOLAS SECURITIES S.A.	03/06/2019
<b>INTRACOM HOLDINGS (CR)</b>	Main Market
LEON DEPOLAS SECURITIES S.A.	08/10/2018
<b>INTRALOT (CR)</b>	Main Market
EUROXX SECURITIES S.A.	12/06/2017
PIRAEUS SECURITIES S. A.	28/09/2009
<b>JUMBO SA (CR)</b>	Main Market
EUROBANK EQUITIES INVESTMENT FIRM S.A	25/05/2020
MERIT SECURITIES S.A	06/11/2017
PIRAEUS SECURITIES S. A.	06/03/2017
<b>KARAMOLEGOS SA (CR)</b>	Main Market
EUROXX SECURITIES S.A.	04/10/2019
<b>KLOUKINAS - LAPPAS SA (CR)</b>	Main Market
BETA SECURITIES S.A.	22/09/2014
<b>KRI-KRI S.A. (CR)</b>	Main Market
EUROBANK EQUITIES INVESTMENT FIRM S.A	07/05/2018
LEON DEPOLAS SECURITIES S.A.	16/01/2017
<b>LAMDA DEVELOPMENT SA (CR)</b>	Main Market
EUROBANK EQUITIES INVESTMENT FIRM S.A	08/12/2014
PANTELAKIS SECURITIES S.A.	06/11/2017
PIRAEUS SECURITIES S. A.	29/06/2017
<b>LAMPSA HOTEL SA (CR)</b>	Main Market
LEON DEPOLAS SECURITIES S.A.	16/01/2017
<b>MARFIN INVESTMENT GROUP (CR)</b>	Main Market
PIRAEUS SECURITIES S. A.	02/02/2009
<b>MOTOR OIL (CR)</b>	Main Market
EUROBANK EQUITIES INVESTMENT FIRM S.A	22/10/2006
HELLENIC AMERICAN SECURITIES S.A.	01/09/2014
LEON DEPOLAS SECURITIES S.A.	01/04/2019
MERIT SECURITIES S.A	25/02/2019
NATIONAL SECURITIES S.A.	02/01/1900
PIRAEUS SECURITIES S. A.	04/05/2015
<b>MYTILINEOS (CR)</b>	Main Market
ALPHA FINANCE INVESTMENT SERVICES S.A.	15/04/2019
EUROBANK EQUITIES INVESTMENT FIRM S.A	20/09/2017
MERIT SECURITIES S.A	25/02/2019
NATIONAL SECURITIES S.A.	02/01/1900
PIRAEUS SECURITIES S. A.	04/05/2015

## List of Stocks under Market Making operations

Securities	Stock Category
Market Maker	Start Market Making
<b>NATIONAL BANK (CR)</b>	<b>Main Market</b>
ALPHA FINANCE INVESTMENT SERVICES S.A.	09/01/2006
EUROBANK EQUITIES INVESTMENT FIRM S.A	22/10/2006
HELLENIC AMERICAN SECURITIES S.A.	25/07/2014
LEON DEPOLAS SECURITIES S.A.	20/05/2015
MERIT SECURITIES S.A	03/09/2012
NATIONAL SECURITIES S.A.	02/01/1900
PIRAEUS SECURITIES S. A.	08/09/2008
<b>OPAP (CR)</b>	<b>Main Market</b>
ALPHA FINANCE INVESTMENT SERVICES S.A.	09/01/2006
EUROBANK EQUITIES INVESTMENT FIRM S.A	22/10/2006
HELLENIC AMERICAN SECURITIES S.A.	25/07/2014
MERIT SECURITIES S.A	20/03/2017
NATIONAL SECURITIES S.A.	02/01/1900
PIRAEUS SECURITIES S. A.	04/05/2015
<b>OTE (CR)</b>	<b>Main Market</b>
ALPHA FINANCE INVESTMENT SERVICES S.A.	09/01/2006
EUROBANK EQUITIES INVESTMENT FIRM S.A	22/10/2006
HELLENIC AMERICAN SECURITIES S.A.	25/07/2014
LEON DEPOLAS SECURITIES S.A.	20/04/2015
MERIT SECURITIES S.A	20/03/2017
NATIONAL SECURITIES S.A.	02/01/1900
PIRAEUS SECURITIES S. A.	08/09/2008
<b>P.P.A. S.A. (CR)</b>	<b>Main Market</b>
EUROBANK EQUITIES INVESTMENT FIRM S.A	06/02/2019
<b>PAPOUTSANIS (CR)</b>	<b>Main Market</b>
ALPHA FINANCE INVESTMENT SERVICES S.A.	19/11/2018
BETA SECURITIES S.A.	25/11/2013
<b>PETROPOULOS PETROS (CR)</b>	<b>Main Market</b>
EUROBANK EQUITIES INVESTMENT FIRM S.A	01/04/2019
PANTELAKIS SECURITIES S.A.	16/03/2020
<b>PIRAEUS BANK (CR)</b>	<b>Main Market</b>
ALPHA FINANCE INVESTMENT SERVICES S.A.	15/04/2019
EUROBANK EQUITIES INVESTMENT FIRM S.A	22/10/2006
EUROXX SECURITIES S.A.	15/02/2016
HELLENIC AMERICAN SECURITIES S.A.	25/07/2014
LEON DEPOLAS SECURITIES S.A.	30/11/2018
MERIT SECURITIES S.A	16/09/2013
NATIONAL SECURITIES S.A.	02/01/1900
PIRAEUS SECURITIES S. A.	16/02/2009
<b>PLAISIO COMPUTERS SA (CR)</b>	<b>Main Market</b>
EUROBANK EQUITIES INVESTMENT FIRM S.A	02/03/2015
<b>PPC (CR)</b>	<b>Main Market</b>
ALPHA FINANCE INVESTMENT SERVICES S.A.	09/01/2006
EUROBANK EQUITIES INVESTMENT FIRM S.A	22/10/2006
HELLENIC AMERICAN SECURITIES S.A.	01/09/2014
MERIT SECURITIES S.A	06/11/2017
NATIONAL SECURITIES S.A.	02/01/1900
PIRAEUS SECURITIES S. A.	28/09/2009
<b>PROFILE SA (CR)</b>	<b>Main Market</b>
PANTELAKIS SECURITIES S.A.	01/07/2019
<b>QUEST HOLDINGS (CR)</b>	<b>Main Market</b>
BETA SECURITIES S.A.	26/03/2018
EUROBANK EQUITIES INVESTMENT FIRM S.A	28/01/2019
<b>SPIROY AGRICULTURE SA (CR)</b>	<b>Main Market</b>
EUROBANK EQUITIES INVESTMENT FIRM S.A	02/09/2019
<b>TERNA ENERGY (CR)</b>	<b>Main Market</b>
PIRAEUS SECURITIES S. A.	09/12/2019
<b>THRACE PLASTICS SA (CR)</b>	<b>Main Market</b>
ALPHA FINANCE INVESTMENT SERVICES S.A.	26/03/2018
EUROBANK EQUITIES INVESTMENT FIRM S.A	26/03/2018
<b>TITAN CEMENT (CB)</b>	<b>Main Market</b>
EUROBANK EQUITIES INVESTMENT FIRM S.A	06/11/2019
<b>VIOHALCO SA/NV (CB)</b>	<b>Main Market</b>
ALPHA FINANCE INVESTMENT SERVICES S.A.	11/03/2008
EUROBANK EQUITIES INVESTMENT FIRM S.A	04/03/2014
MERIT SECURITIES S.A	17/03/2014



Underlying Asset				Derivatives Market														
Price max	Price min	Closing price	change	Delivery Month	Open price	Price max	Price min	Last price	Closing price	Last Bid	Last Ask	Fixing price*	Life high	Life low	Trades	Volume	Open Interest	
(Trade Unit: 1 Index Point x 2€, Cash Settlement)																		
1,632.75	1,595.55	1,603.66	-1.55%	FTSE/Athex Large Cap	June 2020	1,625.00	1,630.00	1,597.00	1,611.00	1,611.00	---	---	---	1,677.25	---	258	1,046	1,233
					July 2020	1,600.00	1,612.00	1,575.50	1,588.75	1,588.75	---	---	---	1,660.00	---	383	1,271	3,092
					August 2020	1,573.50	1,582.50	1,573.50	1,582.50	1,582.50	---	---	---	1,612.50	---	2	30	160
					September 2020	---	---	---	---	1,637.50	---	---	---	---	---	---	---	---
					December 2020	---	---	---	---	1,645.75	---	---	---	---	---	---	---	---
					March 2021	---	---	---	---	1,654.00	---	---	---	---	---	---	---	---

Derivatives notes

Fixing prices and final open positions can be retrieved from the following path <http://www.helex.gr/el/web/guest/statistics-end-of-day-derivatives>

Underlying Asset				Derivatives Market													
Price max	Price min	Closing price	change	Delivery Month	Open price	Price max	Price min	Last price	Closing price	Last Bid	Last Ask	Fixing price*	Life high	Life low	Trades	Volume	Open Interest
<b>ADMIE (IPTO) HOLDING S.A. (CR)</b>																	
(Contract Size: 100 Securities, Physical Delivery)																	
2.37	2.29	2.3	-1.71%	June 2020	2.31	2.34	2.30	2.32	2.32	---	---	---	2.75	---	17	123	1,967
				September 2020	2.27	2.28	2.22	2.24	2.24	---	---	---	2.47	---	43	224	3,321
				December 2020	---	---	---	---	2.36	---	---	---	---	---	---	---	---
				March 2021	---	---	---	---	2.38	---	---	---	---	---	---	---	---
<b>ALPHA BANK (CR)</b>																	
(Contract Size: 100 Securities, Physical Delivery)																	
0.704	0.679	0.679	-1.45%	June 2020	0.689	0.700	0.678	0.678	0.678	---	---	---	1.58	---	250	16,450	34,550
				September 2020	0.688	0.708	0.683	0.687	0.687	---	---	---	0.727	---	363	15,341	67,764
				December 2020	---	---	---	---	0.696	---	---	---	---	---	---	---	---
				March 2021	---	---	---	---	0.700	---	---	---	---	---	---	---	---
<b>ATTICA BANK S.A. (CR)</b>																	
(Contract Size: 100 Securities, Physical Delivery)																	
0.2295	0.217	0.219	-2.88%	June 2020	---	---	---	---	0.226	---	---	---	0.271	---	---	---	177
				September 2020	---	---	---	---	0.227	---	---	---	---	---	---	---	---
				December 2020	---	---	---	---	0.228	---	---	---	---	---	---	---	---
				March 2021	---	---	---	---	0.229	---	---	---	---	---	---	---	---
<b>CC HBC AG (CR)</b>																	
(Contract Size: 100 Securities, Physical Delivery)																	
23.77	22.95	23.36	-1.14%	June 2020	23.60	23.65	23.33	23.33	23.33	---	---	---	28.10	---	10	26	217
				September 2020	23.20	23.20	22.50	22.61	22.61	---	---	---	35.15	---	14	31	52
				December 2020	---	---	---	---	23.87	---	---	---	---	---	---	---	---
				March 2021	---	---	---	---	23.99	---	---	---	---	---	---	---	---
<b>CENERGY HOLDINGS (CB)</b>																	
(Contract Size: 100 Securities, Physical Delivery)																	
0.96	0.892	0.908	-5.42%	June 2020	0.946	0.948	0.893	0.898	0.898	---	---	---	1.05	---	21	265	642
				September 2020	0.951	0.951	0.900	0.906	0.906	---	---	---	0.998	---	14	173	1,678
				December 2020	---	---	---	---	0.970	---	---	---	---	---	---	---	---
				March 2021	---	---	---	---	0.975	---	---	---	---	---	---	---	---
<b>ELLAKTOR (CR)</b>																	
(Contract Size: 100 Securities, Physical Delivery)																	
1.13	1.056	1.056	-6.55%	June 2020	1.10	1.13	1.05	1.05	1.05	---	---	---	1.52	---	82	1,386	2,429
				September 2020	1.11	1.14	1.06	1.06	1.06	---	---	---	1.23	---	196	2,454	6,982
				December 2020	---	---	---	---	1.14	---	---	---	---	---	---	---	---
				March 2021	---	---	---	---	1.15	---	---	---	---	---	---	---	---
<b>EUROBANK HOLDINGS (CR)</b>																	
(Contract Size: 100 Securities, Physical Delivery)																	
0.427	0.4147	0.4179	-0.95%	June 2020	0.417	0.425	0.414	0.417	0.417	---	---	---	0.820	---	230	20,368	27,118
				September 2020	0.421	0.429	0.415	0.423	0.423	---	---	---	0.448	---	321	22,134	33,320
				December 2020	---	---	---	---	0.426	---	---	---	---	---	---	---	---
				March 2021	---	---	---	---	0.428	---	---	---	---	---	---	---	---

Derivatives notes

Fixing prices and final open positions can be retrieved from the following path <http://www.helex.gr/el/web/guest/statistics-end-of-day-derivatives>

Underlying Asset				Derivatives Market													
Price max	Price min	Closing price	change	Delivery Month	Open price	Price max	Price min	Last price	Closing price	Last Bid	Last Ask	Fixing price*	Life high	Life low	Trades	Volume	Open Interest
<b>EYDAP S.A. (CR)</b>				(Contract Size: 100 Securities, Physical Delivery)													
7.38	7.1	7.29	-0.14%	June 2020	7.28	7.28	7.22	7.22	7.22	---	---	---	7.32	---	2	5	31
				September 2020	6.99	7.02	6.94	6.94	6.94	---	---	---	7.17	---	6	10	48
				December 2020	---	---	---	---	7.37	---	---	---	---	---	---	---	---
				March 2021	---	---	---	---	7.41	---	---	---	---	---	---	---	---
<b>FOURLIS (CR)</b>				(Contract Size: 100 Securities, Physical Delivery)													
4.01	3.925	4	1.52%	June 2020	3.94	3.94	3.94	3.94	3.94	---	---	---	4.36	---	2	24	161
				September 2020	3.97	4.01	3.97	3.98	3.98	---	---	---	4.01	---	4	27	7
				December 2020	---	---	---	---	3.98	---	---	---	---	---	---	---	---
				March 2021	---	---	---	---	4.00	---	---	---	---	---	---	---	---
<b>GEK TERNA (CR)</b>				(Contract Size: 100 Securities, Physical Delivery)													
6.49	6.2	6.2	-3.13%	June 2020	6.42	6.45	6.18	6.18	6.18	---	---	---	7.26	---	44	284	704
				September 2020	6.44	6.45	6.23	6.26	6.26	---	---	---	6.92	---	61	288	1,924
				December 2020	---	---	---	---	6.47	---	---	---	---	---	---	---	---
				March 2021	---	---	---	---	6.50	---	---	---	---	---	---	---	---
<b>HELLENIC EXCHANGES-A.S.E. (CR)</b>				(Contract Size: 100 Securities, Physical Delivery)													
3.445	3.32	3.335	-3.05%	June 2020	3.44	3.44	3.35	3.36	3.36	---	---	---	3.93	---	19	163	929
				September 2020	3.47	3.47	3.37	3.40	3.40	---	---	---	3.70	---	34	183	544
				December 2020	---	---	---	---	3.48	---	---	---	---	---	---	---	---
				March 2021	---	---	---	---	3.49	---	---	---	---	---	---	---	---
<b>HELLENIC PETROLEUM (CR)</b>				(Contract Size: 100 Securities, Physical Delivery)													
6.37	6.05	6.05	-3.97%	June 2020	6.30	6.30	6.12	6.12	6.12	---	---	---	6.80	---	22	142	769
				September 2020	6.10	6.10	5.91	5.91	5.91	---	---	---	6.24	---	28	151	1,076
				December 2020	---	---	---	---	6.36	---	---	---	---	---	---	---	---
				March 2021	---	---	---	---	6.40	---	---	---	---	---	---	---	---
<b>INTRACOM HOLDINGS (CR)</b>				(Contract Size: 100 Securities, Physical Delivery)													
0.49	0.48	0.4845	-1.72%	June 2020	0.493	0.493	0.472	0.472	0.472	---	---	---	0.560	---	15	462	887
				September 2020	0.497	0.497	0.474	0.474	0.474	---	---	---	0.500	---	12	445	429
				December 2020	---	---	---	---	0.498	---	---	---	---	---	---	---	---
				March 2021	---	---	---	---	0.501	---	---	---	---	---	---	---	---
<b>INTRALOT (CR)</b>				(Contract Size: 100 Securities, Physical Delivery)													
0.132	0.126	0.126	-2.93%	June 2020	0.130	0.130	0.127	0.128	0.128	---	---	---	0.180	---	15	398	553
				September 2020	0.132	0.132	0.130	0.131	0.131	---	---	---	0.135	---	11	349	597
				December 2020	---	---	---	---	0.131	---	---	---	---	---	---	---	---
				March 2021	---	---	---	---	0.132	---	---	---	---	---	---	---	---

Derivatives notes

Fixing prices and final open positions can be retrieved from the following path <http://www.helex.gr/el/web/guest/statistics-end-of-day-derivatives>

Underlying Asset				Derivatives Market													
Price max	Price min	Closing price	change	Delivery Month	Open price	Price max	Price min	Last price	Closing price	Last Bid	Last Ask	Fixing price*	Life high	Life low	Trades	Volume	Open Interest
<b>JUMBO SA (CR)</b>				(Contract Size: 100 Securities, Physical Delivery)													
16.57	16.01	16.1	-3.01%	June 2020	16.60	16.60	16.10	16.15	16.15	---	---	---	17.10	---	20	107	299
				September 2020	16.40	16.40	15.86	15.87	15.87	---	---	---	16.40	---	43	154	243
				December 2020	---	---	---	---	16.77	---	---	---	---	---	---	---	---
				March 2021	---	---	---	---	16.85	---	---	---	---	---	---	---	---
<b>LAMDA DEVELOPMENT SA (CR)</b>				(Contract Size: 100 Securities, Physical Delivery)													
6.22	6.07	6.22	0.65%	June 2020	6.15	6.22	6.10	6.22	6.22	---	---	---	7.22	---	29	76	237
				September 2020	6.18	6.22	6.11	6.19	6.19	---	---	---	6.60	---	19	55	1,279
				December 2020	---	---	---	---	6.24	---	---	---	---	---	---	---	---
				March 2021	---	---	---	---	6.27	---	---	---	---	---	---	---	---
<b>MARFIN INVESTMENT GROUP (CR)</b>				(Contract Size: 100 Securities, Physical Delivery)													
0.0632	0.0609	0.0609	-1.93%	June 2020	0.061	0.063	0.061	0.061	0.061	---	---	---	0.133	---	50	10,082	22,570
				September 2020	0.064	0.065	0.062	0.063	0.063	---	---	---	0.084	---	49	10,287	23,617
				December 2020	---	---	---	---	0.063	---	---	---	---	---	---	---	---
				March 2021	---	---	---	---	0.063	---	---	---	---	---	---	---	---
<b>MOTOR OIL (CR)</b>				(Contract Size: 100 Securities, Physical Delivery)													
14.9	14.21	14.21	-2.67%	June 2020	14.80	14.80	14.20	14.20	14.20	---	---	---	16.33	---	31	191	254
				September 2020	14.00	14.05	13.71	13.71	13.71	---	---	---	15.38	---	16	140	184
				December 2020	---	---	---	---	14.75	---	---	---	---	---	---	---	---
				March 2021	---	---	---	---	14.82	---	---	---	12.60	---	---	---	2
<b>MYTILINEOS (CR)</b>				(Contract Size: 100 Securities, Physical Delivery)													
7.975	7.775	7.945	0.57%	June 2020	7.90	7.96	7.81	7.94	7.94	---	---	---	9.00	---	90	910	2,436
				September 2020	7.71	7.73	7.52	7.65	7.65	---	---	---	7.95	---	100	849	3,709
				December 2020	---	---	---	---	7.98	---	---	---	---	---	---	---	---
				March 2021	---	---	---	---	8.02	---	---	---	---	---	---	---	---
<b>NATIONAL BANK (CR)</b>				(Contract Size: 100 Securities, Physical Delivery)													
1.371	1.3335	1.35	-0.37%	June 2020	1.36	1.37	1.33	1.35	1.35	---	---	---	2.48	---	162	5,173	13,066
				September 2020	1.38	1.38	1.33	1.37	1.37	---	---	---	1.51	---	304	7,564	17,749
				December 2020	---	---	---	---	1.37	---	---	---	---	---	---	---	---
				March 2021	---	---	---	---	1.38	---	---	---	---	---	---	---	---
<b>OPAP (CR)</b>				(Contract Size: 100 Securities, Physical Delivery)													
8.98	8.62	8.8	-1.57%	June 2020	8.94	8.94	8.70	8.79	8.79	---	---	---	9.33	---	36	156	917
				September 2020	8.92	8.92	8.40	8.58	8.58	---	---	---	9.21	---	33	171	987
				December 2020	---	---	---	---	9.03	---	---	---	---	---	---	---	---
				March 2021	---	---	---	---	9.08	---	---	---	---	---	---	---	---

Derivatives notes

Fixing prices and final open positions can be retrieved from the following path <http://www.helex.gr/el/web/guest/statistics-end-of-day-derivatives>

Underlying Asset				Derivatives Market													
Price max	Price min	Closing price	change	Delivery Month	Open price	Price max	Price min	Last price	Closing price	Last Bid	Last Ask	Fixing price*	Life high	Life low	Trades	Volume	Open Interest
<b>OTE (CR)</b>																	
(Contract Size: 100 Securities, Physical Delivery)																	
12.28	11.84	11.96	-1.97%	June 2020	12.23	12.23	11.92	11.94	11.94	---	---	---	13.20	---	27	173	1,053
				September 2020	11.77	11.87	11.41	11.50	11.50	---	---	---	12.29	---	34	195	1,684
				December 2020	---	---	---	---	12.32	---	---	---	---	---	---	---	---
				March 2021	---	---	---	---	12.39	---	---	---	---	---	---	---	---
<b>P.P.A. S.A. (CR)</b>																	
(Contract Size: 100 Securities, Physical Delivery)																	
17.3	17	17	-1.39%	June 2020	17.24	17.24	16.90	16.90	16.90	---	---	---	19.60	---	5	17	140
				September 2020	16.86	16.90	16.86	16.89	16.89	---	---	---	17.65	---	4	12	267
				December 2020	---	---	---	---	17.42	---	---	---	---	---	---	---	---
				March 2021	---	---	---	---	17.50	---	---	---	---	---	---	---	---
<b>PIRAEUS BANK (CR)</b>																	
(Contract Size: 100 Securities, Physical Delivery)																	
1.689	1.58	1.6595	0.64%	June 2020	1.64	1.68	1.58	1.65	1.65	---	---	---	2.14	---	102	2,975	4,805
				September 2020	1.64	1.68	1.57	1.64	1.64	---	---	---	1.68	---	238	4,098	6,282
				December 2020	---	---	---	---	1.67	---	---	---	---	---	---	---	---
				March 2021	---	---	---	---	1.67	---	---	---	---	---	---	---	---
<b>PPC (CR)</b>																	
(Contract Size: 100 Securities, Physical Delivery)																	
3.71	3.59	3.59	-2.71%	June 2020	3.69	3.70	3.56	3.56	3.56	---	---	---	3.85	---	77	1,069	5,141
				September 2020	3.71	3.74	3.62	3.62	3.62	---	---	---	3.78	---	135	1,545	7,218
				December 2020	---	---	---	---	3.73	---	---	---	---	---	---	---	---
				March 2021	---	---	---	---	3.75	---	---	---	---	---	---	---	---
<b>TERNA ENERGY (CR)</b>																	
(Contract Size: 102 Securities, Physical Delivery)																	
9.58	9.34	9.41	-0.95%	June 2020	9.54	9.54	9.38	9.39	9.39	---	---	---	10.17	---	22	281	616
				September 2020	9.37	9.41	9.29	9.29	9.29	---	---	---	9.65	---	9	243	3,084
				December 2020	---	---	---	---	9.60	---	---	---	---	---	---	---	---
				March 2021	---	---	---	---	9.65	---	---	---	---	---	---	---	---
<b>TITAN CEMENT (CB)</b>																	
(Contract Size: 102 Securities, Physical Delivery)																	
11.34	11	11	-3.85%	June 2020	11.32	11.32	10.73	10.73	10.73	---	---	---	12.94	10.31	86	522	1,371
				September 2020	11.40	11.41	11.07	11.07	11.07	---	---	---	12.30	---	67	332	1,895
				December 2020	---	---	---	---	11.56	---	---	---	---	---	---	---	---
				March 2021	---	---	---	---	11.61	---	---	---	---	---	---	---	---
<b>VIOHALCO SA/NV (CB)</b>																	
(Contract Size: 100 Securities, Physical Delivery)																	
2.39	2.29	2.33	-2.92%	June 2020	2.37	2.38	2.28	2.33	2.33	---	---	---	2.59	---	67	419	1,007
				September 2020	2.41	2.41	2.30	2.35	2.35	---	---	---	2.55	---	21	73	1,485
				December 2020	---	---	---	---	2.42	---	---	---	---	---	---	---	---
				March 2021	---	---	---	---	2.44	---	---	---	---	---	---	---	---

Derivatives notes

Fixing prices and final open positions can be retrieved from the following path <http://www.helex.gr/el/web/guest/statistics-end-of-day-derivatives>

FTSE/Athex Large Cap

(Trade Unit: 1 Index Point x 2€ - Exercise Style: European, Cash Settlement)

Call Options															Put Options																		
Exercise Price	June 2020							July 2020							Other Months		June 2020							July 2020							Other Months		Exercise Price
	Open price	Price max	Price min	Last price	Closing price	Volume	Open Interest	Open price	Price max	Price min	Last price	Closing price	Volume	Open Interest	Volume	Open Interest	Open price	Price max	Price min	Last price	Closing price	Volume	Open Interest	Open price	Price max	Price min	Last price	Closing price	Volume	Open Interest	Volume	Open Interest	
1,050	0.00	0.00	0.00	-	580.00	-	-	-	-	-	-	-	-	-	-	-	0.00	0.00	0.00	-	0.01	-	-	-	-	-	-	-	-	-	-	1,050	
1,075	0.00	0.00	0.00	-	555.00	-	-	-	-	-	-	-	-	-	-	-	0.00	0.00	0.00	-	0.01	-	-	-	-	-	-	-	-	-	-	1,075	
1,100	0.00	0.00	0.00	-	530.00	-	-	-	-	-	-	-	-	-	-	-	0.00	0.00	0.00	-	0.03	-	-	-	-	-	-	-	-	-	-	1,100	
1,125	0.00	0.00	0.00	-	505.00	-	-	-	-	-	-	-	-	-	-	-	0.00	0.00	0.00	-	0.01	-	-	-	-	-	-	-	-	-	-	1,125	
1,150	0.00	0.00	0.00	-	480.00	-	-	-	-	-	-	-	-	-	-	-	0.00	0.00	0.00	-	0.01	-	-	-	-	-	-	-	-	-	-	1,150	
1,175	0.00	0.00	0.00	-	455.00	-	-	-	-	-	-	-	-	-	-	-	0.00	0.00	0.00	-	0.02	-	-	-	-	-	-	-	-	-	-	1,175	
1,200	0.00	0.00	0.00	-	430.00	-	-	-	-	-	-	-	-	-	-	-	0.00	0.00	0.00	-	0.01	-	-	-	-	-	-	-	-	-	-	1,200	
1,225	0.00	0.00	0.00	-	405.00	-	-	-	-	-	-	-	-	-	-	-	0.00	0.00	0.00	-	0.01	-	-	-	-	-	-	-	-	-	-	1,225	
1,250	0.00	0.00	0.00	-	380.00	-	-	-	-	-	-	-	-	-	-	-	0.00	0.00	0.00	-	0.01	-	-	-	-	-	-	-	-	-	-	1,250	
1,275	0.00	0.00	0.00	-	355.00	-	-	0.00	0.00	0.00	-	335.00	-	-	-	0.00	0.00	0.00	-	0.01	-	-	0.00	0.00	0.00	-	0.79	-	-	-	1,275		
1,300	0.00	0.00	0.00	-	330.00	-	-	0.00	0.00	0.00	-	311.00	-	-	-	0.00	0.00	0.00	-	0.02	-	-	0.00	0.00	0.00	-	1.30	-	-	-	1,300		
1,325	0.00	0.00	0.00	-	305.00	-	-	0.00	0.00	0.00	-	287.00	-	-	-	0.00	0.00	0.00	-	0.02	-	-	0.00	0.00	0.00	-	2.10	-	-	-	1,325		
1,350	0.00	0.00	0.00	-	280.00	-	-	0.00	0.00	0.00	-	263.00	-	-	-	0.00	0.00	0.00	-	0.06	-	-	0.00	0.00	0.00	-	3.30	-	-	-	1,350		
1,375	0.00	0.00	0.00	-	255.00	-	20	0.00	0.00	0.00	-	240.00	-	-	-	0.00	0.00	0.00	-	0.01	-	180	0.00	0.00	0.00	-	4.90	-	-	-	1,375		
1,400	0.00	0.00	0.00	-	230.00	-	80	0.00	0.00	0.00	-	217.00	-	40	-	0.00	0.00	0.00	-	0.01	-	21	0.00	0.00	0.00	-	7.20	-	20	-	1,400		
1,425	0.00	0.00	0.00	-	205.00	-	40	0.00	0.00	0.00	-	195.00	-	40	-	0.00	0.00	0.00	-	0.01	-	100	0.00	0.00	0.00	-	10.25	-	60	-	1,425		
1,450	0.00	0.00	0.00	-	180.00	-	20	0.00	0.00	0.00	-	174.00	-	1	-	0.00	0.00	0.00	-	0.01	-	62	0.00	0.00	0.00	-	14.25	-	20	-	1,450		
1,475	0.00	0.00	0.00	-	155.00	-	61	0.00	0.00	0.00	-	154.00	-	1	-	0.00	0.00	0.00	-	0.01	-	124	0.00	0.00	0.00	-	19.00	-	-	-	1,475		
1,500	0.00	0.00	0.00	-	130.00	-	23	0.00	0.00	0.00	-	135.00	-	-	-	0.00	0.00	0.00	-	0.02	-	24	0.00	0.00	0.00	-	25.25	-	52	-	1,500		
1,525	0.00	0.00	0.00	-	105.00	-	24	0.00	0.00	0.00	-	118.00	-	20	-	0.00	0.00	0.00	-	0.12	-	62	0.00	0.00	0.00	-	32.75	-	100	-	1,525		
1,550	0.00	0.00	0.00	-	80.50	-	83	0.00	0.00	0.00	-	102.00	-	20	-	0.00	0.00	0.00	-	0.62	-	40	0.00	0.00	0.00	-	41.50	-	40	-	1,550		
1,575	0.00	0.00	0.00	-	57.50	-	113	0.00	0.00	0.00	-	87.00	-	20	-	0.00	0.00	0.00	-	2.30	-	36	54.00	54.00	54.00	54.00	54.00	10	26	-	1,575		
1,600	23.50	23.50	15.75	15.75	15.75	80	42	0.00	0.00	0.00	-	73.50	-	33	-	12.75	23.50	12.75	12.75	12.75	20	58	0.00	0.00	0.00	-	63.50	-	60	-	1,600		
1,625	8.80	8.80	4.60	4.80	4.80	44	105	0.00	0.00	0.00	-	62.00	-	61	-	25.00	8.80	22.00	29.00	29.00	38	131	0.00	0.00	0.00	-	76.50	-	60	-	1,625		
1,650	8.00	8.00	8.00	8.00	8.00	1	131	0.00	0.00	0.00	-	51.50	-	21	-	0.00	8.00	0.00	-	30.00	-	2	0.00	0.00	0.00	-	91.00	-	21	-	1,650		
1,675	0.00	0.00	0.00	-	4.00	-	61	0.00	0.00	0.00	-	42.50	-	-	-	0.00	0.00	0.00	-	49.00	-	-	0.00	0.00	0.00	-	107.00	-	20	-	1,675		
1,700	0.00	0.00	0.00	-	1.30	-	16	0.00	0.00	0.00	-	34.50	-	-	-	0.00	0.00	0.00	-	71.50	-	-	0.00	0.00	0.00	-	124.00	-	-	-	1,700		
1,725	0.00	0.00	0.00	-	0.36	-	40	0.00	0.00	0.00	-	28.00	-	-	-	0.00	0.00	0.00	-	95.50	-	-	0.00	0.00	0.00	-	143.00	-	-	-	1,725		
1,750	0.00	0.00	0.00	-	0.08	-	-	0.00	0.00	0.00	-	22.50	-	1	-	0.00	0.00	0.00	-	120.00	-	-	0.00	0.00	0.00	-	162.00	-	-	-	1,750		
1,775	0.00	0.00	0.00	-	0.01	-	-	0.00	0.00	0.00	-	17.75	-	-	-	0.00	0.00	0.00	-	145.00	-	-	0.00	0.00	0.00	-	182.00	-	-	-	1,775		
1,800	0.00	0.00	0.00	-	0.05	-	-	-	-	-	-	-	-	-	-	0.00	0.00	0.00	-	170.00	-	-	-	-	-	-	-	-	-	-	1,800		
1,825	0.00	0.00	0.00	-	0.01	-	-	-	-	-	-	-	-	-	-	0.00	0.00	0.00	-	195.00	-	-	-	-	-	-	-	-	-	-	1,825		
1,850	0.00	0.00	0.00	-	0.01	-	-	-	-	-	-	-	-	-	-	0.00	0.00	0.00	-	220.00	-	-	-	-	-	-	-	-	-	-	1,850		
1,875	0.00	0.00	0.00	-	0.01	-	-	-	-	-	-	-	-	-	-	0.00	0.00	0.00	-	245.00	-	-	-	-	-	-	-	-	-	-	1,875		
1,900	0.00	0.00	0.00	-	0.03	-	-	-	-	-	-	-	-	-	-	0.00	0.00	0.00	-	270.00	-	-	-	-	-	-	-	-	-	-	1,900		
1,925	0.00	0.00	0.00	-	0.01	-	-	-	-	-	-	-	-	-	-	0.00	0.00	0.00	-	295.00	-	-	-	-	-	-	-	-	-	-	1,925		

FTSE/Athex Large Cap

(Trade Unit: 1 Index Point x 2€ - Exercise Style: European, Cash Settlement)

Call Options															Put Options																										
Exercise Price	June 2020							July 2020							Other Months		June 2020							July 2020							Other Months		Exercise Price								
	Open price	Price max	Price min	Last price	Closing price	Volume	Open Interest	Open price	Price max	Price min	Last price	Closing price	Volume	Open Interest	Volume	Open Interest	Open price	Price max	Price min	Last price	Closing price	Volume	Open Interest	Open price	Price max	Price min	Last price	Closing price	Volume	Open Interest	Volume	Open Interest									
1,950	0.00	0.00	0.00	-	0.04	-	-	-	-	-	-	-	-	-	-	0.00	0.00	0.00	-	320.00	-	-	-	-	-	-	-	-	-	-	-	1,950									
1,975	0.00	0.00	0.00	-	0.01	-	-	-	-	-	-	-	-	-	-	0.00	0.00	0.00	-	345.00	-	-	-	-	-	-	-	-	-	-	-	1,975									
2,000	0.00	0.00	0.00	-	0.01	-	-	-	-	-	-	-	-	-	-	0.00	0.00	0.00	-	370.00	-	-	-	-	-	-	-	-	-	-	-	2,000									
2,050	0.00	0.00	0.00	-	0.01	-	-	-	-	-	-	-	-	-	-	0.00	0.00	0.00	-	420.00	-	-	-	-	-	-	-	-	-	-	-	2,050									
2,100	0.00	0.00	0.00	-	0.01	-	-	-	-	-	-	-	-	-	-	0.00	0.00	0.00	-	470.00	-	-	-	-	-	-	-	-	-	-	-	2,100									
2,150	0.00	0.00	0.00	-	0.02	-	-	-	-	-	-	-	-	-	-	0.00	0.00	0.00	-	520.00	-	-	-	-	-	-	-	-	-	-	-	2,150									
2,200	0.00	0.00	0.00	-	0.01	-	-	-	-	-	-	-	-	-	-	0.00	0.00	0.00	-	570.00	-	-	-	-	-	-	-	-	-	-	-	2,200									
2,250	0.00	0.00	0.00	-	0.01	-	-	-	-	-	-	-	-	-	-	0.00	0.00	0.00	-	620.00	-	-	-	-	-	-	-	-	-	-	-	2,250									
2,300	0.00	0.00	0.00	-	0.01	-	-	-	-	-	-	-	-	-	-	0.00	0.00	0.00	-	670.00	-	-	-	-	-	-	-	-	-	-	-	2,300									
2,350	0.00	0.00	0.00	-	0.01	-	-	-	-	-	-	-	-	-	-	0.00	0.00	0.00	-	720.00	-	-	-	-	-	-	-	-	-	-	-	2,350									
2,400	0.00	0.00	0.00	-	0.02	-	-	-	-	-	-	-	-	-	-	0.00	0.00	0.00	-	770.00	-	-	-	-	-	-	-	-	-	-	-	2,400									
2,450	0.00	0.00	0.00	-	0.01	-	-	-	-	-	-	-	-	-	-	0.00	0.00	0.00	-	820.00	-	-	-	-	-	-	-	-	-	-	-	2,450									
2,500	0.00	0.00	0.00	-	0.01	-	-	-	-	-	-	-	-	-	-	0.00	0.00	0.00	-	870.00	-	-	-	-	-	-	-	-	-	-	-	2,500									
2,550	0.00	0.00	0.00	-	0.01	-	-	-	-	-	-	-	-	-	-	0.00	0.00	0.00	-	920.00	-	-	-	-	-	-	-	-	-	-	-	2,550									
2,600	0.00	0.00	0.00	-	0.01	-	-	-	-	-	-	-	-	-	-	0.00	0.00	0.00	-	970.00	-	-	-	-	-	-	-	-	-	-	-	2,600									
Totals:						125	859							0	258	0	0							58	840							10	479	0	0						
Number of Trades:						10							0							0							6							2							0

ALPHA BANK (CR)

(Contract Size: 100 Securities, Exercise Style: American, Physical Delivery)

Call Options														Put Options																		
June 2020							July 2020							Other Months		June 2020							July 2020							Other Months		Exercise Price
Open price	Price max	Price min	Last price	Closing price	Volume	Open Interest	Open price	Price max	Price min	Last price	Closing price	Volume	Open Interest	Volume	Open Interest	Open price	Price max	Price min	Last price	Closing price	Volume	Open Interest	Open price	Price max	Price min	Last price	Closing price	Volume	Open Interest	Volume	Open Interest	
0.250	0.000	0.000	0.000	0.439	-	-	0.000	0.000	0.000	0.439	-	-				0.000	0.000	0.000	0.001	-	-	0.000	0.000	0.000	0.001	-	-				0.003	
0.300	0.000	0.000	0.000	0.389	-	-	0.000	0.000	0.000	0.389	-	-				0.000	0.000	0.000	0.001	-	-	0.000	0.000	0.000	0.001	-	-				0.003	
0.350	0.000	0.000	0.000	0.339	-	-	0.000	0.000	0.000	0.340	-	-				0.000	0.000	0.000	0.001	-	-	0.000	0.000	0.000	0.001	-	-				0.004	
0.400	0.000	0.000	0.000	0.289	-	-	0.000	0.000	0.000	0.290	-	-				0.000	0.000	0.000	0.001	-	-	0.000	0.000	0.000	0.001	-	-				0.004	
0.450	0.000	0.000	0.000	0.239	-	-	0.000	0.000	0.000	0.240	-	-				0.000	0.000	0.000	0.001	-	-	0.000	0.000	0.000	0.001	-	-				0.005	
0.500	0.000	0.000	0.000	0.189	-	-	0.000	0.000	0.000	0.193	-	-				0.000	0.000	0.000	0.001	-	-	0.000	0.000	0.000	0.003	-	-				0.005	
0.550	0.000	0.000	0.000	0.139	-	-	0.000	0.000	0.000	0.148	-	-				0.000	0.000	0.000	0.001	-	-	0.000	0.000	0.000	0.008	-	-				0.006	
0.600	0.000	0.000	0.000	0.091	-	-	0.000	0.000	0.000	0.109	-	10				0.000	0.000	0.000	0.002	-	-	0.000	0.000	0.000	0.019	-	-				0.006	
0.650	0.000	0.000	0.000	0.049	-	-	0.000	0.000	0.000	0.076	-	-				0.000	0.000	0.000	0.010	-	-	0.000	0.000	0.000	0.036	-	-				0.007	
0.700	0.000	0.000	0.000	0.021	-	-	0.000	0.000	0.000	0.052	-	-				0.000	0.000	0.000	0.032	-	-	0.000	0.000	0.000	0.061	-	-				0.007	
0.750	0.000	0.000	0.000	0.007	-	-	0.000	0.000	0.000	0.033	-	-				0.000	0.000	0.000	0.068	-	-	0.000	0.000	0.000	0.093	-	-				0.008	
0.800	0.000	0.000	0.000	0.002	-	-	0.000	0.000	0.000	0.021	-	-				0.000	0.000	0.000	0.113	-	-	0.000	0.000	0.000	0.131	-	-				0.008	
0.850	0.000	0.000	0.000	0.001	-	-	0.000	0.000	0.000	0.012	-	-				0.000	0.000	0.000	0.161	-	-	0.000	0.000	0.000	0.172	-	-				0.009	
0.900	0.000	0.000	0.000	0.001	-	-	0.000	0.000	0.000	0.007	-	-				0.000	0.000	0.000	0.211	-	-	0.000	0.000	0.000	0.217	-	-				0.009	
0.950	0.000	0.000	0.000	0.001	-	-	0.000	0.000	0.000	0.004	-	-				0.000	0.000	0.000	0.261	-	-	0.000	0.000	0.000	0.264	-	-				0.010	
1.000	0.000	0.000	0.000	0.001	-	-					-	-				0.000	0.000	0.000	0.311	-	-					-	-				0.010	
1.100	0.000	0.000	0.000	0.001	-	-					-	-				0.000	0.000	0.000	0.411	-	-					-	-				0.011	
1.200	0.000	0.000	0.000	0.004	-	-					-	-				0.000	0.000	0.000	0.511	-	-					-	-				0.012	
1.300	0.000	0.000	0.000	0.002	-	-					-	-				0.000	0.000	0.000	0.611	-	-					-	-				0.013	
1.400	0.000	0.000	0.000	0.001	-	-					-	-				0.000	0.000	0.000	0.711	-	-					-	-				0.014	
1.500	0.000	0.000	0.000	0.001	-	-					-	-				0.000	0.000	0.000	0.811	-	-					-	-				0.015	
1.600	0.000	0.000	0.000	0.001	-	-					-	-				0.000	0.000	0.000	0.911	-	-					-	-				0.016	
1.700	0.000	0.000	0.000	0.001	-	-					-	-				0.000	0.000	0.000	1.01	-	-					-	-				0.017	
1.800	0.000	0.000	0.000	0.001	-	-					-	-				0.000	0.000	0.000	1.11	-	-					-	-				0.018	
1.900	0.000	0.000	0.000	0.001	-	-					-	-				0.000	0.000	0.000	1.21	-	-					-	-				0.019	
2.000	0.000	0.000	0.000	0.001	-	-					-	-				0.000	0.000	0.000	1.31	-	-					-	-				0.020	
2.200	0.000	0.000	0.000	0.001	-	-					-	-				0.000	0.000	0.000	1.51	-	-					-	-				0.022	
2.400	0.000	0.000	0.000	0.001	-	-					-	-				0.000	0.000	0.000	1.71	-	-					-	-				0.024	
2.600	0.000	0.000	0.000	0.001	-	-					-	-				0.000	0.000	0.000	1.91	-	-					-	-				0.026	
2.800	0.000	0.000	0.000	0.001	-	-					-	-				0.000	0.000	0.000	2.11	-	-					-	-				0.028	
Totals:					0	0					0	10	0	0					0	0							0	0	0	0		
Number of Trades:					0						0		0						0.00								0		0			



NATIONAL BANK (CR)

(Contract Size: 100 Securities, Exercise Style: American, Physical Delivery)

Call Options														Put Options																																																																																							
June 2020							July 2020							Other Months		June 2020							July 2020							Other Months		Exercise Price																																																																					
Open price	Price max	Price min	Last price	Closing price	Volume	Open Interest	Open price	Price max	Price min	Last price	Closing price	Volume	Open Interest	Volume	Open Interest	Open price	Price max	Price min	Last price	Closing price	Volume	Open Interest	Open price	Price max	Price min	Last price	Closing price	Volume	Open Interest	Volume	Open Interest																																																																						
0.600	0.000	0.000	0.000	0.760	-	-										0.000	0.000	0.000	0.001	-	-											0.006																																																																					
0.650	0.000	0.000	0.000	0.710	-	-	0.000	0.000	0.000	0.711	-	-				0.000	0.000	0.000	0.001	-	-			0.000	0.000	0.000	0.001	-	-			0.007																																																																					
0.700	0.000	0.000	0.000	0.660	-	-	0.000	0.000	0.000	0.661	-	-				0.000	0.000	0.000	0.001	-	-			0.000	0.000	0.000	0.001	-	-			0.007																																																																					
0.750	0.000	0.000	0.000	0.610	-	-	0.000	0.000	0.000	0.611	-	-				0.000	0.000	0.000	0.002	-	-			0.000	0.000	0.000	0.001	-	-			0.008																																																																					
0.800	0.000	0.000	0.000	0.560	-	-	0.000	0.000	0.000	0.561	-	-				0.000	0.000	0.000	0.001	-	-			0.000	0.000	0.000	0.001	-	-			0.008																																																																					
0.850	0.000	0.000	0.000	0.510	-	-	0.000	0.000	0.000	0.512	-	-				0.000	0.000	0.000	0.001	-	-			0.000	0.000	0.000	0.001	-	-			0.009																																																																					
0.900	0.000	0.000	0.000	0.460	-	-	0.000	0.000	0.000	0.462	-	-				0.000	0.000	0.000	0.001	-	-			0.000	0.000	0.000	0.001	-	-			0.009																																																																					
0.950	0.000	0.000	0.000	0.410	-	-	0.000	0.000	0.000	0.413	-	-				0.000	0.000	0.000	0.001	-	-			0.000	0.000	0.000	0.002	-	-			0.010																																																																					
1.000	0.000	0.000	0.000	0.360	-	25	0.000	0.000	0.000	0.365	-	-				0.000	0.000	0.000	0.001	-	1			0.000	0.000	0.000	0.004	-	-			0.010																																																																					
1.100	0.000	0.000	0.000	0.260	-	-	0.000	0.000	0.000	0.275	-	-				0.000	0.000	0.000	0.005	-	-			0.000	0.000	0.000	0.013	-	-			0.011																																																																					
1.200	0.000	0.000	0.000	0.161	-	20	0.000	0.000	0.000	0.195	-	10				0.000	0.000	0.000	0.001	-	-			0.000	0.000	0.000	0.033	-	-			0.012																																																																					
1.300	0.000	0.000	0.000	0.072	-	-	0.000	0.000	0.000	0.130	-	-				0.000	0.000	0.000	0.012	-	-			0.000	0.000	0.000	0.068	-	-			0.013																																																																					
1.400	0.000	0.000	0.000	0.019	-	-	0.000	0.000	0.000	0.082	-	-				0.000	0.000	0.000	0.059	-	-			0.000	0.000	0.000	0.120	-	-			0.014																																																																					
1.500	0.000	0.000	0.000	0.003	-	-	0.000	0.000	0.000	0.049	-	-				0.000	0.000	0.000	0.142	-	-			0.000	0.000	0.000	0.186	-	-			0.015																																																																					
1.600	0.000	0.000	0.000	0.001	-	-	0.000	0.000	0.000	0.027	-	-				0.000	0.000	0.000	0.240	-	-			0.000	0.000	0.000	0.265	-	-			0.016																																																																					
1.700	0.000	0.000	0.000	0.002	-	-	0.000	0.000	0.000	0.015	-	-				0.000	0.000	0.000	0.340	-	-			0.000	0.000	0.000	0.353	-	-			0.017																																																																					
1.800	0.000	0.000	0.000	0.001	-	-	0.000	0.000	0.000	0.008	-	-				0.000	0.000	0.000	0.440	-	-			0.000	0.000	0.000	0.446	-	-			0.018																																																																					
1.900	0.000	0.000	0.000	0.001	-	-	0.000	0.000	0.000	0.004	-	-				0.000	0.000	0.000	0.540	-	-			0.000	0.000	0.000	0.542	-	-			0.019																																																																					
2.000	0.000	0.000	0.000	0.001	-	-	0.000	0.000	0.000	0.002	-	-				0.000	0.000	0.000	0.640	-	-			0.000	0.000	0.000	0.641	-	-			0.020																																																																					
2.200	0.000	0.000	0.000	0.001	-	-					-	-				0.000	0.000	0.000	0.840	-	-											0.022																																																																					
2.400	0.000	0.000	0.000	0.001	-	-					-	-				0.000	0.000	0.000	1.04	-	-											0.024																																																																					
2.600	0.000	0.000	0.000	0.001	-	-					-	-				0.000	0.000	0.000	1.24	-	100											0.026																																																																					
2.800	0.000	0.000	0.000	0.001	-	-					-	-				0.000	0.000	0.000	1.44	-	-											0.028																																																																					
3.000	0.000	0.000	0.000	0.001	-	-					-	-				0.000	0.000	0.000	1.64	-	100											0.030																																																																					
3.200	0.000	0.000	0.000	0.001	-	-					-	-				0.000	0.000	0.000	1.84	-	-											0.032																																																																					
3.400	0.000	0.000	0.000	0.002	-	-					-	-				0.000	0.000	0.000	2.04	-	-											0.034																																																																					
3.600	0.000	0.000	0.000	0.001	-	-					-	-				0.000	0.000	0.000	2.24	-	-											0.036																																																																					
3.800	0.000	0.000	0.000	0.001	-	-					-	-				0.000	0.000	0.000	2.44	-	-											0.038																																																																					
4.000	0.000	0.000	0.000	0.001	-	-					-	-				0.000	0.000	0.000	2.64	-	-											0.040																																																																					
4.400	0.000	0.000	0.000	0.001	-	-					-	-				0.000	0.000	0.000	3.04	-	-											0.044																																																																					
Totals:					0	45								0	10	0	0																0	201																0	0	0	100																																																
Number of Trades:					0									0		0																		0.00																0																	0																	0																	

OPAP (CR)

(Contract Size: 100 Securities, Exercise Style: American, Physical Delivery)

Call Options														Put Options																			
June 2020							July 2020							Other Months		June 2020							July 2020							Other Months		Exercise Price	
Open price	Price max	Price min	Last price	Closing price	Volume	Open Interest	Open price	Price max	Price min	Last price	Closing price	Volume	Open Interest	Volume	Open Interest	Open price	Price max	Price min	Last price	Closing price	Volume	Open Interest	Open price	Price max	Price min	Last price	Closing price	Volume	Open Interest	Volume	Open Interest		
4.000	0.000	0.000	0.000	4.94	-	-										0.000	0.000	0.000	0.001	-	-											0.040	
4.400	0.000	0.000	0.000	4.54	-	-										0.000	0.000	0.000	0.001	-	-											0.044	
4.800	0.000	0.000	0.000	4.14	-	-	0.000	0.000	0.000	4.15	-	-				0.000	0.000	0.000	0.001	-	-	0.000	0.000	0.000	0.001	-	-				0.048		
5.200	0.000	0.000	0.000	3.74	-	-	0.000	0.000	0.000	3.75	-	-				0.000	0.000	0.000	0.001	-	-	0.000	0.000	0.000	0.001	-	-				0.052		
5.600	0.000	0.000	0.000	3.34	-	-	0.000	0.000	0.000	3.35	-	-				0.000	0.000	0.000	0.001	-	-	0.000	0.000	0.000	0.001	-	-				0.056		
6.000	0.000	0.000	0.000	2.94	-	-	0.000	0.000	0.000	2.95	-	-				0.000	0.000	0.000	0.001	-	11	0.000	0.000	0.000	0.001	-	-				0.060		
6.400	0.000	0.000	0.000	2.54	-	-	0.000	0.000	0.000	2.55	-	-				0.000	0.000	0.000	0.001	-	-	0.000	0.000	0.000	0.001	-	-				0.064		
6.800	0.000	0.000	0.000	2.14	-	-	0.000	0.000	0.000	2.16	-	-				0.000	0.000	0.000	0.001	-	11	0.000	0.000	0.000	0.005	-	-				0.068		
7.200	0.000	0.000	0.000	1.74	-	20	0.000	0.000	0.000	1.77	-	-				0.000	0.000	0.000	0.001	-	-	0.000	0.000	0.000	0.016	-	-				0.072		
7.600	0.000	0.000	0.000	1.34	-	-	0.000	0.000	0.000	1.40	-	-				0.000	0.000	0.000	0.001	-	11	0.000	0.000	0.000	0.046	-	-				0.076		
8.000	0.000	0.000	0.000	0.941	-	10	0.000	0.000	0.000	1.06	-	-				0.000	0.000	0.000	0.001	-	10	0.000	0.000	0.000	0.106	-	-				0.080		
8.400	0.000	0.000	0.000	0.544	-	20	0.000	0.000	0.000	0.765	-	-				0.030	0.030	0.030	0.030	0.030	15	15	0.000	0.000	0.000	0.212	-	-				0.084	
8.800	0.000	0.000	0.000	0.203	-	51	0.000	0.000	0.000	0.526	-	11				0.000	0.000	0.000	0.062	-	10	0.000	0.000	0.000	0.372	-	-				0.088		
9.200	0.000	0.000	0.000	0.033	-	16	0.000	0.000	0.000	0.341	-	-				0.000	0.000	0.000	0.292	-	-	0.000	0.000	0.000	0.587	-	-				0.092		
9.600	0.000	0.000	0.000	0.002	-	-	0.000	0.000	0.000	0.208	-	71				0.000	0.000	0.000	0.661	-	-	0.000	0.000	0.000	0.854	-	-				0.096		
10.000	0.000	0.000	0.000	0.003	-	-	0.000	0.000	0.000	0.122	-	-				0.000	0.000	0.000	1.06	-	-	0.000	0.000	0.000	1.17	-	-				0.100		
11.000	0.000	0.000	0.000	0.005	-	-	0.000	0.000	0.000	0.025	-	-				0.000	0.000	0.000	2.06	-	-	0.000	0.000	0.000	2.08	-	-				0.110		
12.000	0.000	0.000	0.000	0.001	-	-	0.000	0.000	0.000	0.004	-	-				0.000	0.000	0.000	3.06	-	-	0.000	0.000	0.000	3.06	-	-				0.120		
13.000	0.000	0.000	0.000	0.001	-	-	0.000	0.000	0.000	0.001	-	-				0.000	0.000	0.000	4.06	-	-	0.000	0.000	0.000	4.06	-	-				0.130		
14.000	0.000	0.000	0.000	0.001	-	-					-	-				0.000	0.000	0.000	5.06	-	-					-	-				0.140		
15.000	0.000	0.000	0.000	0.001	-	-					-	-				0.000	0.000	0.000	6.06	-	-					-	-				0.150		
16.000	0.000	0.000	0.000	0.001	-	-					-	-				0.000	0.000	0.000	7.06	-	-					-	-				0.160		
17.000	0.000	0.000	0.000	0.001	-	-					-	-				0.000	0.000	0.000	8.06	-	-					-	-				0.170		
Totals:					0	117						0	82	0	0							0	68							0	37	0	0
Number of Trades:					0							0		0									1.00							0		0	

OTE (CR)

(Contract Size: 100 Securities, Exercise Style: American, Physical Delivery)

Exercise Price	Call Options														Put Options																			
	June 2020							July 2020							Other Months		June 2020							July 2020							Other Months		Exercise Price	
	Open price	Price max	Price min	Last price	Closing price	Volume	Open Interest	Open price	Price max	Price min	Last price	Closing price	Volume	Open Interest	Volume	Open Interest	Open price	Price max	Price min	Last price	Closing price	Volume	Open Interest	Open price	Price max	Price min	Last price	Closing price	Volume	Open Interest	Volume	Open Interest		
7.200	0.000	0.000	0.000		5.00	-	-						-	-			0.000	0.000	0.000		0.001	-	-					-	-			0.072		
7.600	0.000	0.000	0.000		4.60	-	-						-	-			0.000	0.000	0.000		0.001	-	-					-	-			0.076		
8.000	0.000	0.000	0.000		4.20	-	-						-	-			0.000	0.000	0.000		0.001	-	-					-	-			0.080		
8.400	0.000	0.000	0.000		3.80	-	-	0.000	0.000	0.000		3.82	-	-			0.000	0.000	0.000		0.001	-	-	0.000	0.000	0.000		0.001	-	-			0.084	
8.800	0.000	0.000	0.000		3.40	-	-	0.000	0.000	0.000		3.42	-	-			0.000	0.000	0.000		0.001	-	-	0.000	0.000	0.000		0.004	-	-			0.088	
9.200	0.000	0.000	0.000		3.00	-	-	0.000	0.000	0.000		3.03	-	-			0.000	0.000	0.000		0.001	-	-	0.000	0.000	0.000		0.010	-	-			0.092	
9.600	0.000	0.000	0.000		2.60	-	-	0.000	0.000	0.000		2.64	-	-			0.000	0.000	0.000		0.001	-	-	0.000	0.000	0.000		0.024	-	-			0.096	
10.000	0.000	0.000	0.000		2.20	-	-	0.000	0.000	0.000		2.27	-	-			0.000	0.000	0.000		0.001	-	5	0.000	0.000	0.000		0.049	-	-			0.100	
11.000	0.000	0.000	0.000		1.20	-	-	0.000	0.000	0.000		1.43	-	-			0.000	0.000	0.000		0.001	-	15	0.000	0.000	0.000		0.209	-	-			0.110	
12.000	0.233	0.233	0.233	0.233	0.233	5	-	0.000	0.000	0.000		0.787	-	-			0.000	0.000	0.000		0.056	-	10	0.000	0.000	0.000		0.568	-	-			0.120	
13.000	0.000	0.000	0.000		0.001	-	31	0.000	0.000	0.000		0.377	-	5			0.000	0.000	0.000		0.801	-	-	0.000	0.000	0.000		1.16	-	-			0.130	
14.000	0.000	0.000	0.000		0.001	-	25	0.000	0.000	0.000		0.157	-	90			0.000	0.000	0.000		1.80	-	-	0.000	0.000	0.000		1.94	-	-			0.140	
15.000	0.000	0.000	0.000		0.004	-	-	0.000	0.000	0.000		0.057	-	-			0.000	0.000	0.000		2.80	-	-	0.000	0.000	0.000		2.84	-	-			0.150	
16.000	0.000	0.000	0.000		0.001	-	-	0.000	0.000	0.000		0.018	-	-			0.000	0.000	0.000		3.80	-	-	0.000	0.000	0.000		3.81	-	-			0.160	
17.000	0.000	0.000	0.000		0.001	-	-	0.000	0.000	0.000		0.005	-	-			0.000	0.000	0.000		4.80	-	-	0.000	0.000	0.000		4.80	-	-			0.170	
18.000	0.000	0.000	0.000		0.001	-	-	0.000	0.000	0.000		0.001	-	-			0.000	0.000	0.000		5.80	-	-	0.000	0.000	0.000		5.80	-	-			0.180	
19.000	0.000	0.000	0.000		0.001	-	-						-	-			0.000	0.000	0.000		6.80	-	-					-	-			0.190		
Totals:						5	56						0	95	0	0						5	30					0	15	0	0			
Number of Trades:							1						0		0							0.00						0		0				

PIRAEUS BANK (CR)

(Contract Size: 100 Securities, Exercise Style: American, Physical Delivery)

Call Options														Put Options																		
Exercise Price	June 2020						July 2020						Other Months		June 2020						July 2020						Other Months		Exercise Price			
	Open price	Price max	Price min	Last price	Closing price	Volume	Open Interest	Open price	Price max	Price min	Last price	Closing price	Volume	Open Interest	Volume	Open Interest	Open price	Price max	Price min	Last price	Closing price	Volume	Open Interest	Open price	Price max	Price min	Last price	Closing price		Volume	Open Interest	Volume
0.700	0.000	0.000	0.000	0.950	-	-	-	-	-	-	-	-	-	-	-	0.000	0.000	0.000	0.001	-	-	-	-	-	-	-	-	-	-	-	-	0.007
0.750	0.000	0.000	0.000	0.900	-	-	0.000	0.000	0.000	0.901	-	-	-	-	-	0.000	0.000	0.000	0.002	-	-	-	-	0.000	0.000	0.000	0.002	-	-	-	-	0.008
0.800	0.000	0.000	0.000	0.850	-	-	0.000	0.000	0.000	0.851	-	-	-	-	-	0.000	0.000	0.000	0.002	-	-	-	-	0.000	0.000	0.000	0.001	-	-	-	-	0.008
0.850	0.000	0.000	0.000	0.800	-	-	0.000	0.000	0.000	0.801	-	-	-	-	-	0.000	0.000	0.000	0.004	-	-	-	-	0.000	0.000	0.000	0.001	-	-	-	-	0.009
0.900	0.000	0.000	0.000	0.750	-	-	0.000	0.000	0.000	0.752	-	-	-	-	-	0.000	0.000	0.000	0.001	-	-	-	-	0.000	0.000	0.000	0.001	-	-	-	-	0.009
0.950	0.000	0.000	0.000	0.700	-	-	0.000	0.000	0.000	0.702	-	-	-	-	-	0.000	0.000	0.000	0.003	-	-	-	-	0.000	0.000	0.000	0.001	-	-	-	-	0.010
1.000	0.000	0.000	0.000	0.650	-	-	0.000	0.000	0.000	0.652	-	-	-	-	-	0.000	0.000	0.000	0.007	-	-	-	-	0.000	0.000	0.000	0.001	-	-	-	-	0.010
1.100	0.000	0.000	0.000	0.550	-	-	0.000	0.000	0.000	0.553	-	-	-	-	-	0.000	0.000	0.000	0.001	-	-	-	-	0.000	0.000	0.000	0.001	-	-	-	-	0.011
1.200	0.000	0.000	0.000	0.450	-	-	0.000	0.000	0.000	0.456	-	-	-	-	-	0.000	0.000	0.000	0.001	-	-	-	-	0.000	0.000	0.000	0.004	-	-	-	-	0.012
1.300	0.000	0.000	0.000	0.350	-	-	0.000	0.000	0.000	0.365	-	-	-	-	-	0.000	0.000	0.000	0.011	-	-	-	-	0.000	0.000	0.000	0.013	-	-	-	-	0.013
1.400	0.000	0.000	0.000	0.250	-	-	0.000	0.000	0.000	0.281	-	-	-	-	-	0.000	0.000	0.000	0.004	-	-	-	-	0.000	0.000	0.000	0.028	-	-	-	-	0.014
1.500	0.000	0.000	0.000	0.153	-	-	0.000	0.000	0.000	0.208	-	14	-	-	-	0.000	0.000	0.000	0.002	-	-	-	-	0.000	0.000	0.000	0.056	-	-	-	-	0.015
1.600	0.000	0.000	0.000	0.070	-	-	0.000	0.000	0.000	0.149	-	-	-	-	-	0.000	0.000	0.000	0.020	-	-	-	-	0.000	0.000	0.000	0.096	-	-	-	-	0.016
1.700	0.000	0.000	0.000	0.021	-	-	0.000	0.000	0.000	0.102	-	-	-	-	-	0.000	0.000	0.000	0.071	-	-	-	-	0.000	0.000	0.000	0.150	-	-	-	-	0.017
1.800	0.000	0.000	0.000	0.004	-	-	0.000	0.000	0.000	0.068	-	-	-	-	-	0.000	0.000	0.000	0.153	-	-	-	-	0.000	0.000	0.000	0.215	-	-	-	-	0.018
1.900	0.000	0.000	0.000	0.001	-	-	0.000	0.000	0.000	0.043	-	-	-	-	-	0.000	0.000	0.000	0.250	-	-	-	-	0.000	0.000	0.000	0.291	-	-	-	-	0.019
2.000	0.000	0.000	0.000	0.001	-	-	0.000	0.000	0.000	0.027	-	-	-	-	-	0.000	0.000	0.000	0.350	-	-	-	-	0.000	0.000	0.000	0.374	-	-	-	-	0.020
2.200	0.000	0.000	0.000	0.001	-	-	0.000	0.000	0.000	0.009	-	-	-	-	-	0.000	0.000	0.000	0.550	-	-	-	-	0.000	0.000	0.000	0.557	-	-	-	-	0.022
2.400	0.000	0.000	0.000	0.001	-	-	-	-	-	-	-	-	-	-	-	0.000	0.000	0.000	0.750	-	-	-	-	-	-	-	-	-	-	-	-	0.024
2.600	0.000	0.000	0.000	0.001	-	-	-	-	-	-	-	-	-	-	-	0.000	0.000	0.000	0.950	-	-	-	-	-	-	-	-	-	-	-	-	0.026
2.800	0.000	0.000	0.000	0.001	-	-	-	-	-	-	-	-	-	-	-	0.000	0.000	0.000	1.15	-	-	-	-	-	-	-	-	-	-	-	-	0.028
3.000	0.000	0.000	0.000	0.001	-	-	-	-	-	-	-	-	-	-	-	0.000	0.000	0.000	1.35	-	-	-	-	-	-	-	-	-	-	-	-	0.030
3.200	0.000	0.000	0.000	0.001	-	-	-	-	-	-	-	-	-	-	-	0.000	0.000	0.000	1.55	-	-	-	-	-	-	-	-	-	-	-	-	0.032
3.400	0.000	0.000	0.000	0.001	-	-	-	-	-	-	-	-	-	-	-	0.000	0.000	0.000	1.75	-	-	-	-	-	-	-	-	-	-	-	-	0.034
3.600	0.000	0.000	0.000	0.001	-	-	-	-	-	-	-	-	-	-	-	0.000	0.000	0.000	1.95	-	-	-	-	-	-	-	-	-	-	-	-	0.036
3.800	0.000	0.000	0.000	0.001	-	-	-	-	-	-	-	-	-	-	-	0.000	0.000	0.000	2.15	-	-	-	-	-	-	-	-	-	-	-	-	0.038
4.000	0.000	0.000	0.000	0.007	-	-	-	-	-	-	-	-	-	-	-	0.000	0.000	0.000	2.35	-	-	-	-	-	-	-	-	-	-	-	-	0.040
4.400	0.000	0.000	0.000	0.002	-	-	-	-	-	-	-	-	-	-	-	0.000	0.000	0.000	2.75	-	-	-	-	-	-	-	-	-	-	-	-	0.044
4.800	0.000	0.000	0.000	0.001	-	-	-	-	-	-	-	-	-	-	-	0.000	0.000	0.000	3.15	-	-	-	-	-	-	-	-	-	-	-	-	0.048
Totals:						0	0					0	14	0	0								0	0					0	10	60	0
Number of Trades:						0						0		0									0.00						0		2	

PPC (CR)

(Contract Size: 100 Securities, Exercise Style: American, Physical Delivery)

Call Options														Put Options																								
June 2020							July 2020							Other Months		June 2020							July 2020							Other Months		Exercise Price						
Open price	Price max	Price min	Last price	Closing price	Volume	Open Interest	Open price	Price max	Price min	Last price	Closing price	Volume	Open Interest	Volume	Open Interest	Open price	Price max	Price min	Last price	Closing price	Volume	Open Interest	Open price	Price max	Price min	Last price	Closing price	Volume	Open Interest	Volume	Open Interest							
1.000	0.000	0.000	0.000	2.69	-	-										0.000	0.000	0.000	0.001	-	-											0.010						
1.100	0.000	0.000	0.000	2.59	-	-										0.000	0.000	0.000	0.001	-	-											0.011						
1.200	0.000	0.000	0.000	2.49	-	-										0.000	0.000	0.000	0.001	-	-											0.012						
1.300	0.000	0.000	0.000	2.39	-	-										0.000	0.000	0.000	0.001	-	-											0.013						
1.400	0.000	0.000	0.000	2.29	-	-										0.000	0.000	0.000	0.001	-	-											0.014						
1.500	0.000	0.000	0.000	2.19	-	-										0.000	0.000	0.000	0.002	-	-											0.015						
1.600	0.000	0.000	0.000	2.09	-	-										0.000	0.000	0.000	0.001	-	-											0.016						
1.700	0.000	0.000	0.000	1.99	-	-	0.000	0.000	0.000	1.99	-	-				0.000	0.000	0.000	0.001	-	-	0.000	0.000	0.000	0.001	-	-					0.017						
1.800	0.000	0.000	0.000	1.89	-	-	0.000	0.000	0.000	1.89	-	-				0.000	0.000	0.000	0.001	-	-	0.000	0.000	0.000	0.001	-	-					0.018						
1.900	0.000	0.000	0.000	1.79	-	-	0.000	0.000	0.000	1.79	-	-				0.000	0.000	0.000	0.002	-	-	0.000	0.000	0.000	0.001	-	-					0.019						
2.000	0.000	0.000	0.000	1.69	-	-	0.000	0.000	0.000	1.69	-	-				0.000	0.000	0.000	0.001	-	-	0.000	0.000	0.000	0.001	-	-					0.020						
2.200	0.000	0.000	0.000	1.49	-	-	0.000	0.000	0.000	1.49	-	-				0.000	0.000	0.000	0.001	-	-	0.000	0.000	0.000	0.001	-	-					0.022						
2.400	0.000	0.000	0.000	1.29	-	-	0.000	0.000	0.000	1.30	-	-				0.000	0.000	0.000	0.001	-	-	0.000	0.000	0.000	0.003	-	-					0.024						
2.600	0.000	0.000	0.000	1.09	-	-	0.000	0.000	0.000	1.10	-	-				0.000	0.000	0.000	0.001	-	-	0.000	0.000	0.000	0.008	-	-					0.026						
2.800	0.000	0.000	0.000	0.890	-	-	0.000	0.000	0.000	0.916	-	-				0.000	0.000	0.000	0.003	-	-	0.000	0.000	0.000	0.021	-	-					0.028						
3.000	0.000	0.000	0.000	0.690	-	-	0.000	0.000	0.000	0.742	-	-				0.000	0.000	0.000	0.006	-	-	0.000	0.000	0.000	0.047	-	-					0.030						
3.200	0.000	0.000	0.000	0.490	-	-	0.000	0.000	0.000	0.585	-	-				0.000	0.000	0.000	0.001	-	-	0.000	0.000	0.000	0.090	-	-					0.032						
3.400	0.000	0.000	0.000	0.294	-	-	0.000	0.000	0.000	0.449	-	-				0.000	0.000	0.000	0.003	-	-	0.000	0.000	0.000	0.153	-	-					0.034						
3.600	0.000	0.000	0.000	0.126	-	-	0.000	0.000	0.000	0.334	-	-				0.000	0.000	0.000	0.035	-	-	0.000	0.000	0.000	0.239	-	-					0.036						
3.800	0.000	0.000	0.000	0.031	-	-	0.000	0.000	0.000	0.243	-	-				0.000	0.000	0.000	0.141	-	-	0.000	0.000	0.000	0.347	-	-					0.038						
4.000	0.000	0.000	0.000	0.004	-	-	0.000	0.000	0.000	0.172	-	-				0.000	0.000	0.000	0.314	-	-	0.000	0.000	0.000	0.476	-	-					0.040						
4.400	0.000	0.000	0.000	0.001	-	-	0.000	0.000	0.000	0.079	-	-				0.000	0.000	0.000	0.710	-	-	0.000	0.000	0.000	0.783	-	-					0.044						
4.800	0.000	0.000	0.000	0.003	-	-	0.000	0.000	0.000	0.034	-	-				0.000	0.000	0.000	1.11	-	-	0.000	0.000	0.000	1.14	-	-					0.048						
5.200	0.000	0.000	0.000	0.001	-	-	0.000	0.000	0.000	0.013	-	-				0.000	0.000	0.000	1.51	-	-	0.000	0.000	0.000	1.52	-	-					0.052						
5.600	0.000	0.000	0.000	0.001	-	-										0.000	0.000	0.000	1.91	-	-											0.056						
6.000	0.000	0.000	0.000	0.001	-	-										0.000	0.000	0.000	2.31	-	-											0.060						
6.400	0.000	0.000	0.000	0.001	-	-										0.000	0.000	0.000	2.71	-	-											0.064						
Totals:					0	0								0	0	0	0							0	0							0	10	0	0			
Number of Trades:					0									0											0.00									0				

Lending Products	Underlying Title	Open Interest[5]	Multilateral Transactions[1]				Bilateral Transactions[2]		Stock Borrowing through OTC (volume)[3]
			Volume(Offered)	Average Weighted	Transactions volume	Average Weighted	Transactions Volume	Average Weighted	Transactions Volume
ADMIEBOR	ADMIE (IPTO) HOLDING S.A. (CR)	2,200	---	---	---	---	---	121,344	
AEGNBOR	AEGEAN AIRLINES (CR)	6,657	---	---	---	---	---	190,719	
ALPHABOR	ALPHA BANK (CR)	3,000	---	---	---	---	---	57,008,765	
ALMYBOR	ALUMIL (CR)	---	---	---	---	---	---	---	
TATTBOR	ATTICA BANK S.A. (CR)	14,603	---	---	---	---	---	370	
EEEBOR	CC HBC AG (CR)	2,455	---	---	---	---	---	70,546	
CENERBOR	CENERGY HOLDINGS (CB)	400	---	---	---	---	---	---	
ELLAKTORBOR	ELLAKTOR (CR)	38,000	---	---	---	---	---	187,898	
EUROBBOR	EUROBANK HOLDINGS (CR)	50,000	---	---	---	---	---	50,169,494	
EYDAPBOR	EYDAP S.A. (CR)	2,200	---	---	---	---	---	247,781	
FFGRPBOR	FOLLI FOLLIE (CR)	---	---	---	---	---	---	1,120,847	
FOYRKBOR	FOURLIS (CR)	6,787	---	---	---	---	---	33,892	
GEKTERNABOR	GEK TERNA (CR)	5,800	---	---	---	---	---	115,934	
SARBOR	GR. SARANTIS S.A. (CR)	---	---	---	---	---	---	16,512	
EXAEBOR	HELLENIC EXCHANGES-A.S.E. (CR)	52,592	---	---	---	---	---	123,565	
ELPEBOR	HELLENIC PETROLEUM (CR)	1,900	---	---	---	---	---	69,171	
INTRKBOR	INTRACOM HOLDINGS (CR)	3,500	---	---	---	---	---	---	
INLOTBOR	INTRALOT (CR)	500	---	---	---	---	---	104,512	
BELABOR	JUMBO SA (CR)	34,854	---	---	500	2.65%	---	85,773	
LAMDABOR	LAMDA DEVELOPMENT SA (CR)	1,800	---	---	---	---	---	---	
MIGBOR	MARFIN INVESTMENT GROUP (CR)	---	---	---	---	---	---	794,474	
MOHBOR	MOTOR OIL (CR)	3,900	---	---	---	---	---	47,520	
MYTILBOR	MYTILINEOS (CR)	1,500	---	---	500	2.65%	---	53,742	
ETEBOR	NATIONAL BANK (CR)	30,500	---	---	15,402	4.41%	---	9,847,674	
OPAPBOR	OPAP (CR)	11,250	---	---	---	---	---	1,319,393	
HTOBOR	OTE (CR)	6,000	---	---	---	---	---	559,305	
PPABOR	P.P.A. S.A. (CR)	250	---	---	---	---	---	2,901	
TPEIRBOR	PIRAEUS BANK (CR)	32,353	---	---	4,971	4.20%	5,500	0.01%	20,390,273
PLAISBOR	PLAISIO COMPUTERS SA (CR)	---	---	---	---	---	---	4,000	
PPCBOR	PPC (CR)	10,000	---	---	---	---	---	5,893,151	
QUALBOR	QUALITY & RELIABILITY SA (CR)	---	---	---	---	---	---	---	

## Stock Lending Notes

[1] - Multilateral contracts Lending or Borrowing as per Methods 8-1, 8-2 and 8-3-3 (According to ATHEX BoD Resolution No.17)

[2] - Bilateral Contracts Lending or Borrowing as per Methods 8-3-1 and 8-3-2 (According to ATHEX BoD Resolution No.20 )

[3] - The information concerning OTC Stock Borrowing Transactions is based on the statements of the Dematerialised Securities System (DSS) operators involved and refers to volumes that have been registered up until the previous working day.

[4] - Average Price (Volume weighted)

[5] - The Data concerning Open Interest before the start of trading session

Lending Products	Underlying Title	Open Interest[5]	Multilateral Transactions[1]				Bilateral Transactions[2]		Stock Borrowing through OTC (volume)[3]
			Volume(Offered)	Average Weighted	Transactions volume	Average Weighted	Transactions Volume	Average Weighted	Transactions Volume
TENERGYBOR	TERNA ENERGY (CR)	---	---	---	1,089	3.01%	---	---	12,892
TITCBOR	TITAN CEMENT (CB)	---	---	---	---	---	---	---	183,756
VIOBOR	VIOHALCO SA/NV (CB)	400	---	---	---	---	---	---	---

## Stock Lending Notes

[1] - Multilateral contracts Lending or Borrowing as per Methods 8-1, 8-2 and 8-3-3 (According to ATHEX BoD Resolution No.17)

[2] - Bilateral Contracts Lending or Borrowing as per Methods 8-3-1 and 8-3-2 (According to ATHEX BoD Resolution No.20 )

[3] - The information concerning OTC Stock Borrowing Transactions is based on the statements of the Dematerialised Securities System (DSS) operators involved and refers to volumes that have been registered up until the previous working day.

[4] - Average Price (Volume weighted)

[5] - The Data concerning Open Interest before the start of trading session

## Sectors codification for listed companies

12003-	ETF	10101010	Computer Services
10101015	Software	10102030	Computer Hardware
15101010	Telecommunications Equipment	15102015	Telecommunications Services
20101010	Health Care Facilities	20101025	Health Care Services
20102010	Medical Equipment	20103015	Pharmaceuticals
30101010	Banks	30202000	Diversified Financial Services
30202010	Asset Managers & Custodians	30202015	Investment Services
30302010	Full Line Insurance	30302015	Insurance Brokers
35101010	Real Estate Holding and Development	35101015	Real Estate Services
35102000	Diversified REITs	35102030	Office REITs
40201040	Rental & Leasing Services: Consumer	40202010	Home Construction
40202015	Household Furnishings	40202020	Household Appliance
40203040	Electronic Entertainment	40203045	Toys
40204020	Clothing & Accessories	40301010	Entertainment
40301030	Publishing	40301035	Radio & TV Broadcasters
40401010	Diversified Retailers	40401020	Apparel Retailers
40401025	Home Improvement Retailers	40401030	Specialty Retailers
40501010	Airlines	40501015	Travel & Tourism
40501020	Casinos & Gambling	40501025	Hotels & Motels
45101015	Distillers & Vintners	45101020	Soft Drinks
45102010	Farming Fishing Ranching & Plantations	45102020	Food Products
45103010	Tobacco	45201010	Food Retailers & Wholesalers
45201020	Personal Products	50101010	Construction
50101030	Cement	50101035	Building Materials: Other
50202010	Electrical Components	50203000	Diversified Industrials
50203015	Plastics	50203030	Containers & Packaging
50204000	Machinery: Industrial	50204020	Machinery: Construction & Handling
50205010	Industrial Suppliers	50205020	Back Office Support HR & Consulting
50205030	Forms & Bulk Printing Services	50206015	Commercial Vehicles & Parts
50206030	Marine Transportation	50206060	Transportation Services
55101000	Diversified Materials	55101020	Textile Products
55102000	General Mining	55102010	Iron & Steel
55102015	Metal Fabricating	55102035	Aluminum
60101000	Integrated Oil & Gas	60101020	Oil Refining and Marketing
65101010	Alternative Electricity	65101015	Conventional Electricity
65102030	Water		





**ATHEX**  
Athens Stock Exchange

Λεωφ. Αθηνών 110 104 42 Αθήνα  
110, Athinon Ave. GR 104 42 Athens  
tel. (+30)210-33.66.800, fax (+30)210-33.66.101  
[www.athexgroup.gr](http://www.athexgroup.gr)