


20

**Ημερήσιο Δελτίο  
Συναλλακτικής Δραστηριότητας**

Daily Official List  
of Trading Activity

Thursday, 21 May, 2020

Year: 141 Trading Day No: 93



**ATHEXGROUP**  
Athens Exchange Group

**Disclaimer:**

Hellenic Exchanges-Athens Stock Exchange S.A endeavours to ensure that the data and other material ("Information") presented on the Daily Official List are accurate and complete, but it is not liable for any errors or omissions of data or /and for the accuracy, credibility, updating and completeness of the aforesaid information nor it has any liability arising directly or indirectly from the use of the above Information.

The Company is not liable for the accuracy of the data included in listed companies' announcements. Only the sender of such an announcement is fully and solely liable for any infringement of third party's rights from the content of such announcement. All contents of the Daily Official List are provided only for information purposes and do not constitute investment advice or solicitation to invest in securities or other products listed for trading on the Exchange.

You acknowledge and agree that the Company is the owner of any property rights related to any Information appearing on the Daily Official List including intellectual property rights copyright, trademarks, etc.

The above data are a property of the Hellenic Exchanges-Athens Exchange and are copyright protected. Users are forbidden to reproduce, modify, copy, sale, transmit or redistribute, by all reproduction means and methods, part or the whole of the above data, without reference to their source.

The commercial exploitation of these data is, also, forbidden by third parties. Hellenic Exchanges-Athens Exchange does not carry any responsibility, direct or indirect, derived from usage or accidental alteration of the above data when used by third parties.

---

**Hellenic Exchanges – Athens Stock Exchange S.A.**

110 Athinon Ave.,10442 Athens, Tel: (210) 33.66.800, Fax: (210) 32.13.938

[www.athexgroup.gr](http://www.athexgroup.gr)

---

**Thessalonica Stock Exchange Center (T.S.E.C)**

16-18 Katouni Str., Thessalonica 546 25 Tel: (2310) 567.667, Fax: (2310) 530.545

**Athex Members Guarantee Fund**

14-16 Fidiou Str., Athens 106 78, Tel: (210) 33.04.682, Fax: (210) 33.04.155

**Hellenic Republic Capital Market Commission**

1 Kolokotroni Str. & 1 Stadiou Str., Athens 10562 Tel: (210) 33.77.100 Fax: (210) 33.77.173

---

**Table of Contents**

---

**Section 1: Statistical Figures of Securities, Derivatives and Lending**

Summary of Markets

Athex Indices

Analytic Figures for Athex Market's Boards and Categories

Trading Details by Athex Sectors and Financial Instruments (ETFs)

Top 10 best &amp; worst performing Shares

Derivatives Summary

**Section 2: Analytic Figures of Shares Transactions**

Analytic Figures of Shares Transactions

Shares' Notes

**Section 3: Figures of Securities Transactions**

Securities Blocks Details

Shares Rights Details

Stock Borrowing

Securities Forced Sales

Forced Sales Registered Shares

Exchange Traded Funds (ETFs) Characteristics

**Section 5: Bonds traded in Fixed Income Assets Market**

Convertible Corporate Bonds - Regulated Market

Non Convertible Corporate Bonds - Regulated Market

Government Bonds

Treasury Bills &amp; Zero Coupon Government Bonds

Government Bonds Traded with the Open Outcry Method

State Banks Bonds

**Section 6: Additional Infos**

Athex &amp; ATHEXClear Members List

List of Stocks under Market Making operations

**Section 7: Derivatives Market Analytic Figures**

Index Futures

Stock Futures

Index Options

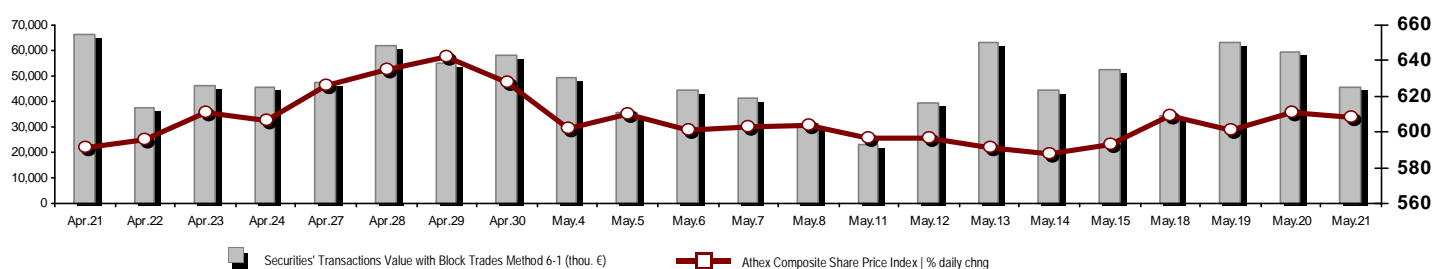
Stock Options

Stock Lending Analytic Figures

**Appendix A: Sectors codification for listed companies**

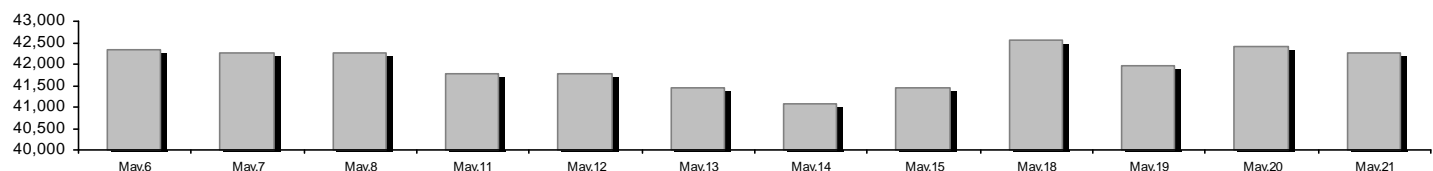
## Summary of Markets

Athex Composite Share Price Index vs Shares and Derivatives Transactions Value



Athex Capitalisation (mill. €)**:	42,273.98	Derivatives Total Open Interest	203,869
Daily change: mill. €   %	-144.37 -0.34%	in Index Futures   % daily chng	3,517 5.77%
Yearly Avg Capitalisation: mill. €   % chng prev year Avg	50,385.28 -8.03%	in Stock Futures   % daily chng	198,650 3.04%
Athex Composite Share Price Index   % daily chng	608.34 -0.36%	in Index Options   % daily chng	823 8.01%
Athex Composite Share Price Index Capitalisation (mill. €)	37,123.64	in Stock Options   % daily chng	879 1.15%
Daily change (mill. €)	-139.78		
Securities' Transactions Value with Block Trades Method 6-1 (t)	45,797.12	Derivatives Contracts Volume:	23,252
Daily change: %	-13,284.69 -22.49%	Daily change: pieces   %	2,965 14.62%
YtD Avg Trans. Value: thou. €   % chng prev year Avg	72,388.51 10.00%	YtD Avg Derivatives Contracts % chng prev year Avg	32,358 -22.76%
Blocks Transactions Value of Method 6-1 (thou. €)	2,658.11	Derivatives Trades Number:	1,523
Blocks Transactions Value of Method 6-2 & 6-3 (thou. €)	0.00	Daily change: number   %	-479 -23.93%
Bonds Transactions Value (thou.€)	501.91	YtD Avg Trades number % chng prev year Avg	2,724 -4.39%
Securities' Transactions Volume with Block Trades Method 6-1 (tho)	36,602.64	Lending Total Open Interest	478,206
Daily change: thou. pieces   %	-21,391.91 -36.89%	Daily change: pieces   %	96,063 25.14%
YtD Avg Volume: % chng prev year Avg	41,460.16 30.59%	Lending Volume (Multilateral/Bilateral)	5,128
Blocks Transactions Volume of Method 6-1 (thou. Pieces)	4,514.63	Daily change: pieces   %	-105,003
Blocks Transactions Volume of Method 6-2 & 6-3 (thou. Pieces)	0.00	Multilateral Lending	5,028
Bonds Transactions Volume	515,000	Bilateral Lending	100
Securities' Trades Number with Block Trades Method 6-1	29,791	Lending Trades Number:	4
Daily change: number   %	-8,852 -22.91%	Daily change: %	0
YtD Avg Trades number % chng prev year Avg	35,513 30.81%	Multilateral Lending Trades Number	3
Number of Blocks Method 6-1	6	Bilateral Lending Trades Number	1
Number of Blocks Method 6-2 & 6-3	0		
Number of Bonds Transactions	54		

Athex Capitalisation (mill. €)\*\*



Daily Fluctuation of Athex Composite Share Price Index



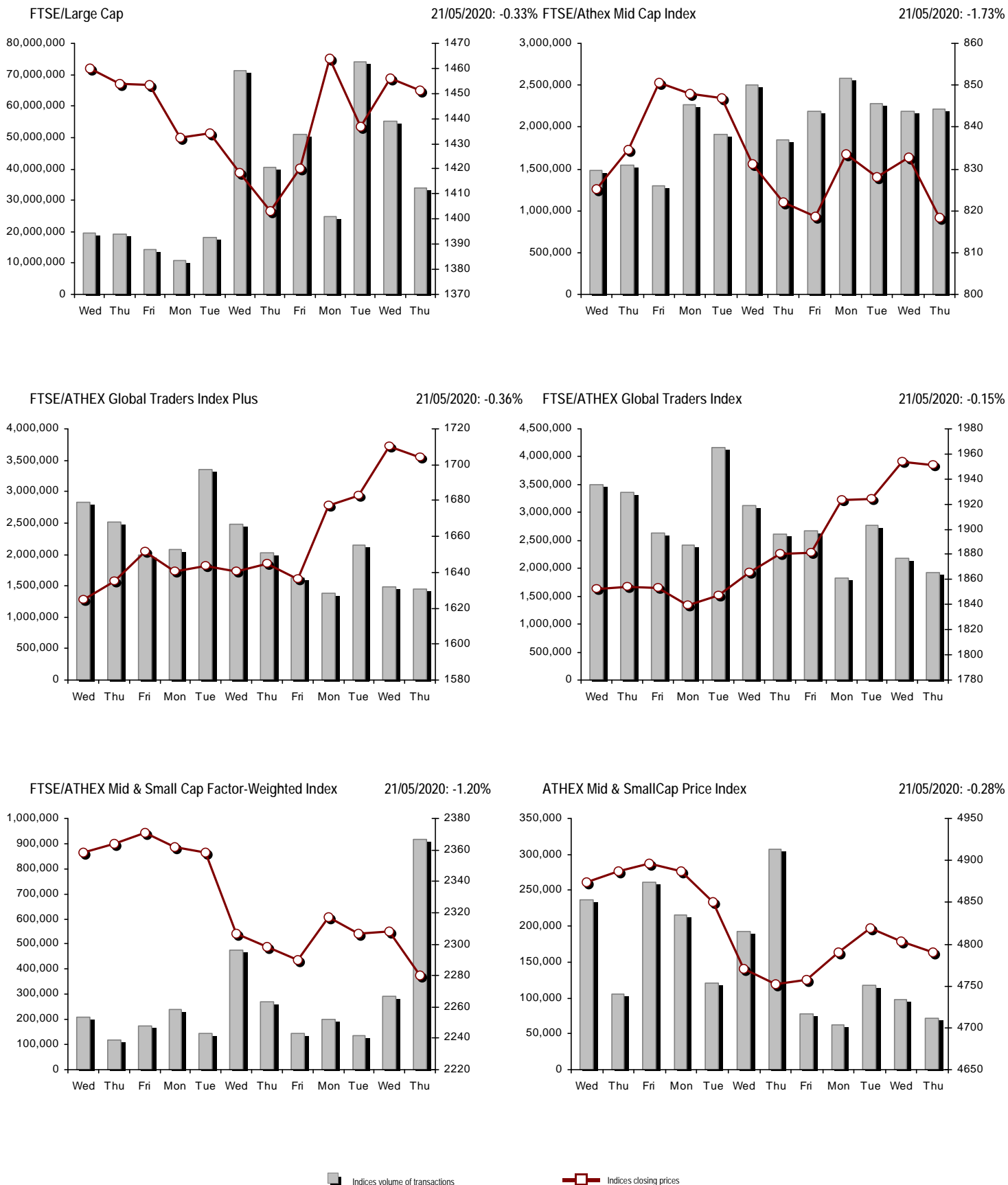
## Athex Indices

Index name	21/05/2020	20/05/2020	pts.	%	Min	Max	Year min	Year max	Year change
Athex Composite Share Price Index	608.34 €	610.52	-2.18	-0.36%	605.75	613.13	469.55	949.20	-33.64% €
FTSE/Athex Large Cap	1,451.11 €	1,455.88	-4.77	-0.33%	1,445.22	1,460.24	1,135.79	2,371.26	-36.85% €
FTSE/Athex Mid Cap Index	818.35 €	832.73	-14.38	-1.73%	812.52	841.81	659.09	1,298.86	-31.53% €
FTSE/ATHEX-CSE Banking Index	202.09 €	202.65	-0.56	-0.28%	201.43	207.57	199.24	673.55	-69.83% €
FTSE/ATHEX High Dividend Yield Index	2,287.81 €	2,296.88	-9.07	-0.39%	2,273.83	2,310.23	1,730.40	3,015.23	-22.22% €
FTSE/ATHEX Global Traders Index Plus	1,704.06 €	1,710.16	-6.10	-0.36%	1,691.59	1,723.29	1,269.53	2,435.50	-26.51% €
FTSE/ATHEX Global Traders Index	1,951.15 €	1,954.17	-3.02	-0.15%	1,936.84	1,970.41	1,458.31	2,560.38	-21.40% €
FTSE/ATHEX Mid & Small Cap Factor-Weighted Ind	2,280.03 €	2,307.76	-27.73	-1.20%	2,262.78	2,316.95	2,028.59	3,205.70	-23.38% €
ATHEX Select Index Plus	2,245.98 €	2,261.54	-15.56	-0.69%	2,234.37	2,271.78	1,698.34	3,182.42	-25.08% €
ATHEX Select Index	2,277.25 €	2,296.08	-18.83	-0.82%	2,266.56	2,321.02	1,734.15	3,581.16	-30.42% €
ATHEX Mid & SmallCap Price Index	4,789.86 €	4,803.39	-13.53	-0.28%	4,741.09	4,817.04	3,964.16	6,324.97	-19.32% €
FTSE/Athex Market Index	360.45 €	361.76	-1.31	-0.36%	359.02	362.90	282.92	587.56	-36.63% €
FTSE Med Index	4,054.01 #	4,013.35	40.66	1.01%			3,062.99	5,342.28	-18.58% €
Athex Composite Index Total Return Index	999.42 €	1,003.01	-3.59	-0.36%	995.17	1,007.30	770.25	1,557.05	-33.17% €
FTSE/Athex Large Cap Total Return	2,173.37 €	2,180.52	-7.15	-0.33%			1,760.89	3,542.27	-36.33% €
FTSE/ATHEX Large Cap Net Total Return	663.90 €	666.08	-2.18	-0.33%	661.20	668.07	519.48	1,084.55	-36.36% €
FTSE/Athex Mid Cap Total Return	999.15 €	1,016.71	-17.56	-1.73%			818.92	1,582.98	-31.42% €
FTSE/ATHEX-CSE Banking Total Return Index	176.97 €	177.46	-0.49	-0.28%			176.97	588.56	-69.84% €
Hellenic Mid & Small Cap Index	942.54 €	947.64	-5.10	-0.54%	937.53	951.30	701.19	1,312.90	-24.81% €
FTSE/Athex Banks	267.01 €	267.74	-0.73	-0.27%	266.14	274.25	263.25	889.92	-69.83% €
FTSE/Athex Insurance	1,379.25 €	1,435.05	-55.80	-3.89%	1,379.25	1,447.01	1,076.29	2,088.80	-31.89% €
FTSE/Athex Financial Services	717.23 €	718.17	-0.94	-0.13%	708.11	723.45	548.44	1,123.81	-28.05% €
FTSE/Athex Industrial Goods & Services	1,816.45 €	1,831.65	-15.20	-0.83%	1,797.66	1,831.65	1,302.84	2,712.84	-29.09% €
FTSE/Athex Retail	42.30 #	41.28	1.02	2.47%	41.28	42.85	38.18	75.77	-39.26% €
FTSE/ATHEX Real Estate	4,098.02 €	4,112.15	-14.13	-0.34%	4,072.80	4,201.86	2,945.19	5,826.74	-25.01% €
FTSE/Athex Personal & Household Goods	8,200.74 #	8,175.35	25.39	0.31%	8,097.88	8,322.69	5,596.91	10,280.00	-16.41% €
FTSE/Athex Food & Beverage	7,789.99 €	7,865.91	-75.92	-0.97%	7,689.49	7,879.40	5,768.28	13,004.12	-30.84% €
FTSE/Athex Basic Resources	4,047.80 #	4,037.61	10.19	0.25%	4,007.02	4,059.02	2,713.19	7,435.44	-37.32% €
FTSE/Athex Construction & Materials	2,044.69 €	2,066.11	-21.42	-1.04%	2,042.05	2,076.85	1,403.78	3,344.96	-33.68% €
FTSE/Athex Oil & Gas	3,441.45 #	3,427.90	13.55	0.40%	3,380.13	3,456.82	2,268.39	5,154.35	-31.83% €
FTSE/Athex Chemicals	7,081.31 €	7,229.59	-148.28	-2.05%	6,979.36	7,300.03	5,513.26	9,442.19	-20.12% €
FTSE/Athex Travel & Leisure	1,277.18 €	1,280.46	-3.28	-0.26%	1,270.29	1,303.68	904.20	2,084.49	-34.16% €
FTSE/Athex Technology	752.78 #	743.82	8.96	1.20%	743.82	755.38	537.98	1,029.21	-16.40% €
FTSE/Athex Telecommunications	3,382.91 €	3,385.66	-2.75	-0.08%	3,344.37	3,429.70	2,480.07	3,960.95	-13.81% €
FTSE/Athex Utilities	2,894.42 €	2,901.49	-7.07	-0.24%	2,880.12	2,928.91	1,865.80	3,447.76	-9.14% €
FTSE/Athex Health Care	447.06 €	448.78	-1.72	-0.38%	447.06	448.78	395.48	508.96	-11.44% €
Athex All Share Index	148.66 €	149.17	-0.51	-0.34%	148.66	148.66	122.81	223.49	-31.07% €
Hellenic Corporate Bond Index	111.69 #	111.17	0.52	0.46%			106.56	121.22	-7.14% €
Hellenic Corporate Bond Price Index	87.67 #	87.27	0.40	0.46%			84.04	96.15	-8.40% €

Note 1: FTSE/Med 100, Hellenic Corporate Bond Price Index and Hellenic Corporate Bond Index closing prices refer to the previous trading day of 19/05/2020.

Note 2: The Hellenic Mid & Small Cap Index is a Customized index calculated by the Athens Exchange.

Athex Indices



## Analytic Figures for Athex Market's Boards and Categories

	Total Traded Securities	Main Market	Surveillance	Exchange Traded Funds (ETFs)
Totals	111	101	10	0
Gain / Lose / Same:	43 / 50 / 18	38 / 49 / 14	5 / 1 / 4	0 / 0 / 0
Athex Capitalisation (mill. €) **	42,273.98	42,013.00	260.98	
Daily Average Trans/ons Value(thou.€)	72,388.51	72,312.90	93.27	70.85
Transactions Value	45,797.12	45,778.53	18.59	0.00
Main Board:	43,139.01	43,120.41	18.59	0.00
Blocks Board 6_2_3:	2,658.11	2,658.11	0.00	0.00
Forced Sales Board:	0.00	0.00	0.00	0.00
Special Terms Board:	0.00	0.00	0.00	0.00
Daily Average Transactions Volume	41,460,162	40,897,772	582,349	3,644
Transactions Volume	36,602,635	36,460,191	142,444	0
Main Board:	32,088,001	31,945,557	142,444	0
Blocks Board 6_2_3:	4,514,634	4,514,634	0	0
Forced Sales Board:	0	0	0	0
Special Terms Board:	0	0	0	0
Daily Average Number of Trades	35,513	35,363	148	5
Number of Trades	29,791	29,728	63	0
Main Board:	29,785	29,722	63	0
Blocks Board 6_2_3:	6	6	0	0
Forced Sales Board:	0	0	0	0
Special Terms Board:	0	0	0	0

## Trading Details by Athex Sectors and Financial Instruments (ETFs)

Code	Sectors	Gain / Lose / Same	Number of Trades	Transactions Volume	Transactions Value	% of Total Trans. Value
3010	- Banks	2 / 2 / 2	11,770	30,384,535	17,649,361.65	38.54%
5510	- Basic Resources	4 / 5 / 1	376	131,610	255,190.17	0.56%
5010	- Construction & Materials	4 / 7 / 2	1,525	486,076	1,483,210.56	3.24%
4020	- Consumer Products & Services	1 / 2 / 3	3,559	1,141,655	6,136,919.58	13.40%
6010	- Energy	3 / 1 / 0	955	133,557	1,576,165.90	3.44%
12000	- Financial Instruments	0 / 0 / 0	---	---	---	---
3020	- Financial Services	1 / 2 / 0	424	856,815	275,857.55	0.60%
4510	- Food Beverage & Tobacco	2 / 6 / 0	304	76,391	1,356,455.75	2.96%
2010	- Health Care	2 / 1 / 0	13	13,127	3,598.78	0.01%
5020	- Industrial Goods & Service	5 / 7 / 6	1,856	452,938	2,090,157.24	4.56%
3030	- Insurance	0 / 1 / 0	116	27,458	96,750.72	0.21%
4030	- Media	0 / 0 / 0	---	---	---	---
4520	- Personal Care, Drug & Grocery Stores	2 / 1 / 0	210	55,930	227,922.19	0.50%
3510	- Real Estate	2 / 3 / 2	501	110,322	583,470.61	1.27%
4040	- Retail	3 / 2 / 0	356	100,577	331,067.36	0.72%
1010	- Technology	5 / 2 / 1	190	48,777	108,704.55	0.24%
1510	- Telecommunications	1 / 3 / 0	2,164	404,556	4,666,917.04	10.19%
4050	- Travel & Leisure	3 / 3 / 1	2,934	829,872	4,757,183.91	10.39%
6510	- Utilities	3 / 2 / 0	2,538	1,348,439	4,198,188.93	9.17%

## Top 10 best &amp; worst performing Shares

## Main Market

With positive Price change			With negative Price change		
	Closing price	change		Closing price	change
FOURLIS (CR)	3.9	8.79% #	AUTOHELLAS SA (CR)	3.495	-9.22% €
PROFILE SA (CR)	3.47	2.66% #	AEGEAN AIRLINES (CR)	4.43	-8.66% €
TECHNICAL OLYMPIC SA (CR)	1.61	1.90% #	MARFIN INVESTMENT GROUP (CR)	0.0601	-4.60% €
QUEST HOLDINGS (CR)	7.88	1.81% #	CNL CAPITAL (CR)	6.55	-4.38% €
TITAN CEMENT (CB)	11.04	1.47% #	EUROPEAN RELIANCE INSUR. (CR)	3.46	-3.89% €
BRIQ PROPERTIES (CR)	1.66	1.22% #	INTRALOT (CR)	0.1256	-3.24% €
TPA SA (CR)	20.3	0.99% #	GEK TERNA (CR)	6.1	-2.87% €
GR. SARANTIS S.A. (CR)	8.36	0.97% #	ELLAKTOR (CR)	0.82	-2.84% €
OPAP (CR)	7.975	0.95% #	CENERGY HOLDINGS (CB)	0.932	-2.81% €
HELLENIC EXCHANGES-A.S.E. (CR)	3.4	0.89% #	VIOHALCO SA/NV (CB)	2.27	-2.58% €
With the highest Transactions Value			With the highest Transactions Volume		
	Value (thou. €)	change		Volume	change
NATIONAL BANK (CR)	6,458.80	0.26% #	EUROBANK HOLDINGS (CR)	13,226,544	-0.97% €
OTE (CR)	4,653.86	-0.08% €	NATIONAL BANK (CR)	6,989,711	0.26% #
EUROBANK HOLDINGS (CR)	4,061.96	-0.97% €	ALPHA BANK (CR)	6,199,656	0.00% -
PIRAEUS BANK (CR)	3,837.66	0.00% -	PIRAEUS BANK (CR)	3,759,469	0.00% -
OPAP (CR)	3,693.93	0.95% #	PPC (CR)	932,129	-2.10% €
AUTOHELLAS SA (CR)	3,149.39	-9.22% €	AUTOHELLAS SA (CR)	883,954	-9.22% €
ALPHA BANK (CR)	3,107.67	0.00% -	MARFIN INVESTMENT GROUP (CR)	794,503	-4.60% €
JUMBO SA (CR)	2,903.48	-0.64% €	OPAP (CR)	462,854	0.95% #
PPC (CR)	2,644.49	-2.10% €	OTE (CR)	377,846	-0.08% €
MYTILINEOS (CR)	1,803.64	-0.71% €	ADMIE (IPTO) HOLDING S.A. (CR)	317,052	-0.23% €

Note: Stocks that are not included in the "Low Dispersion" and "Under Supervision" categories, and the transactions value is more than 10,000 €.



## Derivatives Summary

	Number of Trades	Volume	Open Interest
Index Futures	129	583	3,517
FTSE/Athex Large Cap	129	583	3,517
Stock Futures	1,390	22,644	198,650
ADMIE (IPTO) HOLDING S.A. (CR)	29	146	3,042
ALPHA BANK (CR)	209	5,004	30,651
ATTICA BANK S.A. (CR)	0	0	341
CC HBC AG (CR)	23	112	536
CENERGY HOLDINGS (CB)	0	0	2,162
ELLAKTOR (CR)	21	104	8,125
EUROBANK HOLDINGS (CR)	296	10,325	48,058
EYDAP S.A. (CR)	2	6	146
FOURLIS (CR)	28	63	337
GEK TERNA (CR)	32	110	2,514
HELLENIC EXCHANGES-A.S.E. (CR)	13	57	1,453
HELLENIC PETROLEUM (CR)	1	1	1,270
INTRACOM HOLDINGS (CR)	2	20	1,670
INTRALOT (CR)	0	0	1,331
JUMBO SA (CR)	24	65	358
LAMDA DEVELOPMENT SA (CR)	37	138	1,425
MARFIN INVESTMENT GROUP (CR)	11	122	41,890
MOTOR OIL (CR)	4	4	193
MYTILINEOS (CR)	44	131	4,281
NATIONAL BANK (CR)	183	2,728	21,318
OPAP (CR)	71	318	1,564
OTE (CR)	47	173	1,787
P.P.A. S.A. (CR)	0	0	217
PIRAEUS BANK (CR)	85	1,333	9,242
PPC (CR)	174	1,484	8,646
TERNA ENERGY (CR)	29	132	3,094
TITAN CEMENT (CB)	20	48	424
VIOHALCO SA/NV (CB)	5	20	2,575
Index Options	1	10	823
FTSE/Athex Large Cap	1	10	823
Stock Options	3	15	879
ALPHA BANK (CR)	0	0	240
NATIONAL BANK (CR)	0	0	360
OPAP (CR)	0	0	158
OTE (CR)	3	15	71
PIRAEUS BANK (CR)	0	0	50
PPC (CR)	0	0	0
<b>Total Derivatives Traded</b>	<b>1,523</b>	<b>23,252</b>	<b>203,869</b>









Number of Outstanding Securities	Nominal Value	Dividends [1]			Date of Last Coupon		Note	Shares	Closing price	% change	Previous closing price/date	Open price	Price min	Price max	Last price	Avg price	Last Bid [7]	Last Ask [7]	P/E after tax	Year	Volume	Trades	Transactions Value[8]	Company Mkt Value (thou. €)	Year low	Year high	Sector[4]	
		2017	2018	2019	Dividend [2]	Right																						
7,734,375	1.00	---	---	---	09/07/2007	07/01/2011	5112	LIVANIS SA (CR)	0.0505	---	0.0505	20/05/2020	---	---	---	---	---	2000@0.061	---	---	---	---	---	390.59	0.0505	0.116	40301030	
15,842,391	1.51	---	---	---	15/07/2009	12/05/2000	5141	BITROS HOLDING SA (CR)	0.172	---	0.172	20/05/2020	0.172	0.172	0.172	0.172	0.172	93@0.171	---	---	799	3	137.43	2,724.89	0.092	0.19	55102010	
119,596,817	0.040	---	---	---	15/07/2008	27/04/2017	5190	NIKAS SA (CR)	0.6	---	0.6	20/05/2020	---	---	---	---	---	9@0.600	---	---	---	---	---	71,758.09	0.4	0.6	45102020	
24,319,250	0.300	---	---	---	09/07/2002	04/07/2007	5165	PROODEFTIKH SA (CR)	0.145	6.62	0.136	20/05/2020	0.15	0.145	0.15	0.145	0.147	650@0.145	9255@0.150	---	---	5,000	4	735.00	3,526.29	0.11	0.206	50101010
245,497,664	0.310	---	---	---	01/07/2008	30/07/2012	5207	SELONDA AQUACULTURE SA (CR)	0.1	---	0.1	20/05/2020	---	---	---	---	---	-4675080@0.100	---	---	---	---	---	24,549.77	0.1	0.101	45102010	
10,186,667	1.35	---	---	---	24/06/2008	02/02/2016	4887	SIDMA SA (CR)	0.36	---	0.36	20/05/2020	---	---	---	---	---	1000@0.360	610@0.432	---	---	---	---	3,667.20	0.192	0.57	55102010	
766,000	1.00	---	---	---	01/07/2004	11/12/2012	5193	TRIA ALFA SA (CR)	1.8	---	1.8	20/05/2020	---	---	---	---	---	---	55.15	2018	---	---	---	1,658.10	1.44	2.16	55101020	
245,000	1.00	---	---	---	19/07/2010	11/12/2012	5194	TRIA ALFA SA (PR)	1.14	---	1.14	20/05/2020	---	---	---	---	---	---	110@1.36	34.93	2018	---	---	---	1,658.10	0.9	1.17	55101020

## Suspension Status

20,255,805	0.300	---	---	---	22/08/2006	02/08/2010	5136	AXON HOLDING SA (CR)	0.058	---	0.058	28/04/2017	---	---	---	---	---	---	---	---	---	---	---	1,174.84	0.058	0.058	20101010
21,820,410	0.800	---	---	---	22/05/2008	02/08/2011	5174	EUROMEDICA SA (CR)	0.448	---	0.448	30/04/2018	---	---	---	---	---	---	---	---	---	---	---	9,775.54	0.448	0.448	20101010
66,948,210	0.300	---	---	---	22/09/2015	22/09/2015	5179	FOLLI FOLLIE (CR)	4.8	---	4.8	24/05/2018	---	---	---	---	---	---	---	---	---	---	---	321,351.41	4.8	4.8	40401030
12,417,000	0.310	---	0.0205	---	27/08/2019	28/08/2017	5233	MLS MULTIMEDIA SA (CR)	0.57	---	0.57	12/05/2020	---	---	---	---	---	---	4000@0.638	---	---	---	---	7,077.69	0.475	1.51	10101015
14,870,100	0.300	---	---	---	15/05/2008	26/09/2011	5130	ALPHA GRISSIN S.A. (CR)	0.014	---	0.014	13/04/2017	---	---	---	---	---	---	---	---	---	---	---	208.18	0.014	0.014	10102030
33,930,000	0.300	---	---	---	03/07/2006	30/05/2001	4865	BABIS VOVOS SA (CR)	0.304	---	0.304	30/03/2012	---	---	---	---	---	---	---	---	---	---	---	10,314.72	0.304	0.304	35101010
77,126,446	0.340	---	---	---	23/05/2005	18/08/2011	5206	G.E. DIMITRIOU (CR)	0.0125	---	0.0125	30/04/2019	---	---	---	---	---	---	---	---	---	---	---	964.08	0.0125	0.0125	40202020
6,000,000	0.600	---	---	---	13/06/2008	08/04/2004	5172	EUROBROKERS S.A. (CR)	0.008	---	0.008	27/04/2018	---	---	---	---	---	---	---	---	---	---	---	48.00	0.008	0.008	30302015
7,085,888	1.59	---	---	---	02/07/1996	06/09/2010	5216	ELVIEK (CR)	2.6	---	2.6	30/09/2019	---	---	---	---	---	---	---	---	---	---	---	18,423.31	2.6	2.6	35101010
25,179,640	0.600	---	---	---	08/08/1994	19/09/2000	5191	J.BOUTARIS & SON (CR)	0.026	---	0.026	01/10/2018	---	---	---	---	---	---	---	---	---	---	---	742.45	0.026	0.026	45101015
1,540,000	0.600	---	---	---	08/08/1994	19/09/2000	5192	J.BOUTARIS & SON (PR)	0.057	---	0.057	01/10/2018	---	---	---	---	---	---	---	---	---	---	---	742.45	0.057	0.057	45101015
24,619,524	0.500	---	---	---	10/10/1986	30/12/2002	4914	KERAMIA-ALLATINI (CR)	0.088	---	0.088	30/08/2012	---	---	---	---	---	---	---	---	---	---	---	2,166.52	0.088	0.088	35101010
31,543,600	0.420	---	---	---	19/07/2010	19/12/2018	5205	KRETA FARM SA (CR)	1.085	---	1.085	30/04/2019	---	---	---	---	---	---	---	---	---	---	---	34,224.81	1.085	1.085	45102020
23,935,280	0.300	---	---	---	29/06/2009	13/06/2000	5153	NAYTEMPORIKI PUBLISHING SA(CR)	0.107	---	0.107	02/10/2017	---	---	---	---	---	---	---	---	---	---	---	2,561.07	0.107	0.107	40301030
255,459,600	0.300	---	---	---	26/06/2000	03/12/2010	5101	NEL SA (CR)	0.07	---	0.07	31/08/2015	---	---	---	---	---	---	---	---	---	---	---	17,882.17	0.07	0.07	40501015
23,463,874	0.800	---	---	---	23/05/2003	21/12/1999	4918	NEORION SA (CR)	0.125	---	0.125	30/08/2012	---	---	---	---	---	---	---	---	---	---	---	2,932.98	0.125	0.125	50206030
18,750,000	0.300	---	---	---	02/07/2001	31/12/2012	5154	PEGASUS PUBLISHING S.A. (CR)	0.089	---	0.089	02/10/2017	---	---	---	---	---	---	---	---	---	---	---	1,668.75	0.089	0.089	40301030
100,793,572	0.300	---	---	---	16/07/2009	11/02/2016	5110	TELETIPOS SA (CR)	0.06	---	0.06	07/03/2016	---	---	---	---	---	---	---	---	---	---	---	6,047.61	0.06	0.06	40301035
4,034,950	0.680	---	---	---	01/07/2005	30/12/2010	5171	CHATZIKRANIOTIS & SONS SA (CR)	0.14	---	0.14	27/04/2018	---	---	---	---	---	---	---	---	---	---	---	564.89	0.14	0.14	45102020

## Shares' Notes

Code	Note text
( )	- Adjusted dividends.
*	- Last adjusted closing price.
[1]	- Net dividends.
[2]	- The "Date of Last Coupon" for New listings refers to the date company's stocks started to trade in Athex
[3]	- The Company Market Value is referred to the number of outstanding shares
[4]	- Sectors codification can be found in Appendix A
[5]	- The Market Value refers to the total number of shares listed (including their several classes) in the exchange by the company.
[6]	- P/E greater than 100
[7]	- Last view of the Order Book before the end of the trading session
[8]	- All Blocks Methods' Transactions Value are included.
4750	- Transfer to the Under Surveillance Category from 8/4/2011.
4865	- Suspension of trading as of 2/4/2012.
4887	- Transfer to the Surveillance Category as of 10/4/2012.
4912	- Transfer to the Surveillance Category as of 31/7/2012.
4914	- Suspension of trading as of 31/8/2012.
4918	- Suspension of trading as of 31/8/2012.
4955	- Transfer to the Surveillance Category as from 5/4/2013.
4957	- Transfer to the Surveillance Category as from 5/4/2013.
4958	- Transfer to the Surveillance Category as from 5/4/2013.
4959	- Transfer to the Surveillance Category as from 5/4/2013.
5080	- Transfer to the Surveillance Category as of 05/12/2014.
5093	- Transfer to the Surveillance Category as of 8/4/2015.
5095	- Transfer to the Surveillance Category as from 09/04/2015.
5101	- Suspension of trading as of 1/9/2015.
5110	- Suspension of trading as of 08/03/2016.
5112	- Transfer to the Surveillance Category as of 15/04/2016.
5115	- Transfer to the Surveillance Category as of 15/04/2016.
5123	- Transfer to the Surveillance Category as of 01/04/2016.
5130	- Suspension of trading as of 18/04/2017.
5136	- Suspension of trading as of 02/05/2017.
5141	- Transfer to the Surveillance Category as of 10/05/2017.
5153	- Suspension of trading as of 03/10/2017.
5154	- Suspension of trading as of 03/10/2017.
5156	- Transfer to the Surveillance Category as of 11/12/2017.
5160	- Transfer to the Surveillance Category as of 15/04/2016.
5161	- Transfer to the Surveillance Category as of 25/11/2011.
5162	- Transfer to the Under Supervision Category as of 21/12/2009.
5165	- Transfer to the Surveillance Category as of 15/02/2018.
5171	- Suspension of trading as of 30/04/2018.
5172	- Suspension of trading as of 30/04/2018.
5174	- Suspension of trading as of 02/05/2018.
5178	- Transfer to the Surveillance Category as of 11/05/2018.
5179	- Suspension of trading as of 25/05/2018.
5190	- Transfer to the Surveillance Category as of 01/10/2018.
5191	- Suspension of trading as of 02/10/2018.
5192	- Suspension of trading as of 02/10/2018.
5193	- Transfer to the Surveillance Category as of 25/10/2018.
5194	- Transfer to the Surveillance Category as of 25/10/2018.
5195	- Transfer to the Surveillance Category as of 25/10/2018.
5197	- Transfer to the Surveillance Category as of 07/11/2018.
5205	- Suspension of trading as of 02/05/2019.
5206	- Suspension of trading as of 02/05/2019.

---

## Shares' Notes

---

Code	Note text
5207	- Transfer to the Surveillance Category as from 13/05/2019.
5216	- Suspension of trading as of 01/10/2019.
5231	- Transfer to the Surveillance Category as from 5/4/2013.
5232	- Transfer to the Under Surveillance Category from 08/04/2011.
5233	- Suspension of trading as of 13/05/2020.



Securities Blocks Details

Securities	Block Volume	Price	Block Trade Value	Time of approval	Note
PIRAEUS BANK (CR)	500,000	1.02	510,000.00	10:43:54	20
MOTOR OIL (CR)	23,096	13.98	322,882.08	11:44:16	20
EUROBANK HOLDINGS (CR)	991,538	0.303	300,832.63	15:52:56	20
EUROBANK HOLDINGS (CR)	1,000,000	0.304	304,000.00	15:53:31	20
EUROBANK HOLDINGS (CR)	1,000,000	0.303	303,400.00	15:54:43	20
NATIONAL BANK (CR)	1,000,000	0.917	917,000.00	16:14:44	20

Blocks Notes

- 9 - Method 6-1 / Special Fees
- 10 - Method 6-1 / Special Fees, SDS
- 14 - Method 6-3 / Settlement, Incomplete Buy and Sell
- 18 - Method 6-2 / SPOT 1
- 19 - Method 6-2 / SPOT 2
- 20 - Method 6-1 and Method 6-1 Same Day Settlement
- 21 - Other Pre-agreed

**Shares Rights Details**

Occured date	Exercise from	Exercise until	Trading until	Rights	Price min	Price max	Closing price	Last Bid	Last Ask	Volume	Trades	Transactions Value
--------------	---------------	----------------	---------------	--------	-----------	-----------	---------------	----------	----------	--------	--------	--------------------

No Rights Transactions.

---

Securities Forced Sales

---

Securities	Category of Security	Transactions Volume	Number of Trades	Transactions Value	Note
------------	----------------------	------------------------	---------------------	-----------------------	------

---

No Forced Transactions.

---

---

Forced Sales Notes

---

- 1 - Normal Forced Sale.
- 2 - Forced Sales of Fixed Registered Shares.
- 3 - Forced Sales of Remaining Stock Fractions.

**Forced Sales Registered Shares**

Securities	Start Date	End Date	Initial Volume	Remaining Volume	Date	Avg price (day)	Avg price (period)	Number of Trades	Transactions Volume	Transactions Value
------------	------------	----------	----------------	------------------	------	-----------------	--------------------	------------------	---------------------	--------------------

No Fixed Registered Shares Forced Sales.

**Forced Sales Notes**

According to Decision 1/380/04.05.2008 of the Hellenic Republic Capital Market Commission, the certificated registered shares that have not been deposited to the issuer for dematerialisation, will be auctioned in the Athens Exchange by the supervising issuer. Forced sales procedure is held according to Article 99A of the Athens Exchange Rulebook. The average price of the period is calculated by dividing the Total transactions value by the Total volume and includes all the transactions made until the current date.

## Exchange Traded Funds (ETFs) Characteristics

	Transactions Date (T)	Creation / Redemption	Units (T-1)	New Units (T-1)	Redemption Units (T-1)	Units (T) [1]	Fund Assets [2]	Net Unit Price	Dividend per Unit	Dividend Date
ALPHA ETF FTSE Athex Large Cap	21/05/2020	5,000	812,382	---	---	812,382	12,285,430.00	15.1227	0.43	30/06/2018

## ETFs Notes

[1] - Units (T) = Units (T-1) + New Units (T-1) - Redemption Units (T-1)

[2] - The Creation / Redemption Units of T-1 are included.

## Convertible Corporate Bonds - Regulated Market

Num Listed Bonds	Nominal price	Issue price	Today's Rate	Exp. Date	Duration (years)	Note	Coupon		Trading Unit	Corporate Bonds	Price min	Price max	Closing price	Previous closing price/date	Volume	Transactions Value	Last order			ear min	Year max
							Common	Preferred									Price	Buy / Sell	Date		
171,246,551	0.30	0.30	1.00	11/10/2025	9	---	15	---	1	FORTHNET S.A. (Convertible)	---	---	---	---	---	---	10.0000	B	04/05/2020	100.0000	100.0000

## Corporate Bonds Notes

Transactions Volume = (Pieces) \* (Nominal Price). Transactions Value = (Pieces) \* (Nominal Price) \* (price %) + (Accrued interest).

The price of a Bond is stated as a percentage (%) of Bond's Nominal Price.

Nominal Price in Euros (€), except if it is noted differently.

## Non Convertible Corporate Bonds - Regulated Market

Num Listed Bonds	Nominal price	Issue price	Today's Rate	Exp. Date	Duration (years)	Note	Coupon		Trading Unit	Corporate Bonds	Accrued Int.	Yield.T.Mat	Price min	Price max	Closing price	Previous closing price/date	Volume	Transactions Value	Last order		ear min	Year max		
							Common	Preferred											Price	Buy / Sell			Date	
175,000	1,000.00	1,000.00	3.40	26/07/2024	5	---	2	---	1	ATTICA HOLDINGS S.A. (Non Convertible)	11.2389	10.6230	---	---	---	78.0000	20/05/2020	---	---	78.0000	B	21/05/2020	60.0000	100.0000
300,000	1,000.00	1,000.00	3.10	27/06/2022	5	---	6	---	1	MYTILINEOS HOLDINGS S.A. (Non Convertible)	12.9167	3.0700	98.5000	99.5000	99.5000	98.8120	20/05/2020	259,000	259,744.41	98.8600	B	21/05/2020	88.5000	101.0000
24,260	1,000.00	1,000.00	4.95	26/06/2023	5	---	4	---	1	B&F COMM. & GARM. INDUS. S.A. (Non Convertible)	20.6250	10.2840	85.0000	85.0000	85.0000	85.4000	20/05/2020	10,000	8,706.25	83.7205	B	21/05/2020	68.0000	94.9999
90,000	1,000.00	1,000.00	3.00	11/05/2023	5	---	5	---	1	CORAL A.E. (Non Convertible)	1.1667	3.1680	98.3100	99.3000	99.0000	99.4470	20/05/2020	51,000	50,479.60	99.0000	B	21/05/2020	89.4200	105.0000
120,000	1,000.00	1,000.00	3.95	04/04/2025	7	---	5	---	1	GEK TERNA S.A. (Non Convertible)	5.3764	3.6800	99.7500	100.0000	99.8148	100.0000	20/05/2020	27,000	27,095.16	100.0000	B	21/05/2020	91.0000	107.2000
50,000	1,000.00	1,000.00	4.25	20/06/2022	5	---	6	---	1	SYSTEMS SUNLIGHT S.A. (Non Convertible)	18.5347	3.7680	100.0000	100.1000	100.0143	99.2060	20/05/2020	35,000	35,653.72	100.0000	B	21/05/2020	88.0000	102.0000
40,000,000	1.00	1.00	5.00	04/10/2021	5	---	15	---	1	HOUSEMARKET S.A. (Non Convertible)	0.0068	4.4110	---	---	---	99.7080	20/05/2020	---	---	99.5001	B	21/05/2020	93.8736	105.1000
150,000	1,000.00	1,000.00	2.60	22/10/2026	7	---	2	---	1	TERNA ENERGY FINANCE S.A. (Non Convertible)	2.3833	3.0020	97.5000	98.0000	97.5573	97.5000	20/05/2020	52,000	50,853.73	97.8000	B	21/05/2020	84.4000	102.8000
200,000	1,000.00	1,000.00	3.60	12/03/2026	7	---	3	---	1	AEGEAN AIRLINES S.A. (Non Convertible)	7.4000	7.1170	84.0500	86.0000	84.1135	83.6000	20/05/2020	81,000	69,378.90	84.0500	B	21/05/2020	54.7313	107.3000

## Corporate Bonds Notes

Transactions Volume = (Pieces) \* (Nominal Price). Transactions Value = (Pieces) \* (Nominal Price) \* (price %) + (Accrued interest).

The price of a Bond is stated as a percentage (%) of Bond's Nominal Price.

Nominal Price in Euros (€), except if it is noted differently.

## Government Bonds

Number Listed Bonds	Nominal price	Today's Rate	Accrued Interest Calc	Exp. Date [1]	Duration (years)	Note	Coupons Date	Curr. coupon value	Trading Unit	Government Bonds	Price min	Price max	Closing price	Previous closing price/date	Volume	Transactions Value	Price	Last order Buy / Sell	Date
3,000,000	1,000.00	4.38	Actual/Actual	01/08/2022	5	---	01/08	4.38	1	GGB-FXD-010822-05Y-4.375-1.000	---	---	---	---	---	---	1.0000	B	28/11/2018
2,500,000	1,000.00	1.88	Actual/Actual	04/02/2035	15	---	04/02	1.88	1	GGB-FXD-040235-15Y-1.875-1.000	---	---	---	---	---	---	---	---	---
2,500,000	1,000.00	3.45	Actual/Actual	02/04/2024	5	---	02/04	3.45	1	GGB-FXD-020424-05Y-3.450-1.000	---	---	---	---	---	---	---	---	---
4,355,990,324	1.00	3.50	Actual/Actual	30/01/2023	5	---	01/02 - 31/01	3.50	1	GGB-FXD-300123-05Y-3.500-1.000	---	---	---	94.5720 13/07/2018	---	---	1.0000	B	28/11/2018
5,962,747,327	1.00	3.75	Actual/Actual	30/01/2028	10	---	/02 - 01/02 - 31/	3.75	1	GGB-FXD-300128-10Y-3.750-1.000	---	---	---	85.4610 13/07/2018	---	---	1.0000	B	28/11/2018
6,091,218,404	1.00	3.90	Actual/Actual	30/01/2033	15	---	/02 - 01/02 - 31/	3.90	1	GGB-FXD-300133-15Y-3.900-1.000	---	---	---	78.6730 13/07/2018	---	---	1.0000	B	28/11/2018
4,805,399,486	1.00	4.00	Actual/Actual	30/01/2037	19	---	/02 - 01/02 - 31/	4.00	1	GGB-FXD-300137-19Y-4.000-1.000	---	---	---	77.0370 13/07/2018	---	---	1.0000	B	28/11/2018
4,603,713,186	1.00	4.20	Actual/Actual	30/01/2042	24	---	/02 - 01/02 - 31/	4.20	1	GGB-FXD-300142-24Y-4.200-1.000	---	---	---	77.7640 13/07/2018	---	---	1.0000	B	28/11/2018
550,418,123	1.00	3.65	Actual/Actual	24/02/2023	11	---	24/02	3.65	1	GGB-FXD-240223-11Y-2.000-1.000	---	---	---	10.0000 22/06/2015	---	10.0000	B	11/07/2019	
445,007,576	1.00	3.65	Actual/Actual	24/02/2024	12	---	24/02	3.65	1	GGB-FXD-240224-12Y-2.000-1.000	---	---	---	10.0000 22/06/2015	---	---	---	---	---
423,674,226	1.00	3.65	Actual/Actual	24/02/2025	13	---	24/02	3.65	1	GGB-FXD-240225-13Y-2.000-1.000	---	---	---	10.0000 22/06/2015	---	---	---	---	---
212,292,153	1.00	3.65	Actual/Actual	24/02/2026	14	---	24/02	3.65	1	GGB-FXD-240226-14Y-2.000-1.000	---	---	---	10.0000 22/06/2015	---	---	---	---	---
160,621,352	1.00	3.65	Actual/Actual	24/02/2027	15	---	24/02	3.65	1	GGB-FXD-240227-15Y-2.000-1.000	---	---	---	10.0000 22/06/2015	---	---	---	---	---
183,244,055	1.00	3.65	Actual/Actual	24/02/2028	16	---	24/02	3.65	1	GGB-FXD-240228-16Y-2.000-1.000	---	---	---	10.0000 22/06/2015	---	---	---	---	---
164,802,894	1.00	3.65	Actual/Actual	24/02/2029	17	---	24/02	3.65	1	GGB-FXD-240229-17Y-2.000-1.000	---	---	---	10.0000 22/06/2015	---	---	---	---	---
165,460,943	1.00	3.65	Actual/Actual	24/02/2030	18	---	24/02	3.65	1	GGB-FXD-240230-18Y-2.000-1.000	---	---	---	10.0000 22/06/2015	---	---	---	---	---
129,007,241	1.00	3.65	Actual/Actual	24/02/2031	19	---	24/02	3.65	1	GGB-FXD-240231-19Y-2.000-1.000	---	---	---	10.0000 22/06/2015	---	---	---	---	---
126,192,683	1.00	3.65	Actual/Actual	24/02/2032	20	---	24/02	3.65	1	GGB-FXD-240232-20Y-2.000-1.000	---	---	---	10.0000 22/06/2015	---	---	---	---	---
146,905,168	1.00	3.65	Actual/Actual	24/02/2033	21	---	24/02	3.65	1	GGB-FXD-240233-21Y-2.000-1.000	---	---	---	10.0000 22/06/2015	---	---	---	---	---
154,475,606	1.00	3.65	Actual/Actual	24/02/2034	22	---	24/02	3.65	1	GGB-FXD-240234-22Y-2.000-1.000	---	---	---	10.0000 22/06/2015	---	---	---	---	---
144,429,441	1.00	3.65	Actual/Actual	24/02/2035	23	---	24/02	3.65	1	GGB-FXD-240235-23Y-2.000-1.000	---	---	---	10.0000 22/06/2015	---	---	---	---	---
166,211,676	1.00	3.65	Actual/Actual	24/02/2036	24	---	24/02	3.65	1	GGB-FXD-240236-24Y-2.000-1.000	---	---	---	10.0000 22/06/2015	---	---	---	---	---
145,461,669	1.00	3.65	Actual/Actual	24/02/2037	25	---	24/02	3.65	1	GGB-FXD-240237-25Y-2.000-1.000	---	---	---	10.0000 22/06/2015	---	---	---	---	---
146,941,087	1.00	3.65	Actual/Actual	24/02/2038	26	---	24/02	3.65	1	GGB-FXD-240238-26Y-2.000-1.000	---	---	---	10.0000 22/06/2015	---	---	---	---	---
135,115,612	1.00	3.65	Actual/Actual	24/02/2039	27	---	24/02	3.65	1	GGB-FXD-240239-27Y-2.000-1.000	---	---	---	10.0000 22/06/2015	---	---	---	---	---
141,909,637	1.00	3.65	Actual/Actual	24/02/2040	28	---	24/02	3.65	1	GGB-FXD-240240-28Y-2.000-1.000	---	---	---	10.0000 22/06/2015	---	---	---	---	---
136,788,720	1.00	3.65	Actual/Actual	24/02/2041	29	---	24/02	3.65	1	GGB-FXD-240241-29Y-2.000-1.000	---	---	---	10.0000 22/06/2015	---	---	---	---	---
163,643,410	1.00	3.65	Actual/Actual	24/02/2042	30	---	24/02	3.65	1	GGB-FXD-240242-30Y-2.000-1.000	---	---	---	10.0000 22/06/2015	---	---	---	---	---
4,000,000	1,000.00	3.88	Actual/Actual	12/03/2029	10	---	12/03	3.88	1	GGB-FXD-120329-10Y-3.875-1.000	---	---	---	---	---	---	100.0000	B	15/10/2019
503,753	1,000.00	0.32	FLR Actual/360	16/09/2021	2	---	16/03 - 16/09	---	1	GGB-FLT-160921-02Y-0.319-1.000	---	---	---	---	---	---	---	---	---
3,000,000	1,000.00	3.38	Actual/Actual	15/02/2025	7	---	15/02	3.38	1	GGB-FXD-150225-07Y-3.375-1.000	---	---	---	---	---	---	---	---	---
250,250	1,000.00	2.90	Actual/Actual	20/03/2023	4	---	20/03	2.90	1	GGB-FXD-200323-04Y-2.900-1.000	---	---	---	---	---	---	---	---	---
964,000	1,000.00	3.25	Actual/Actual	20/03/2025	6	---	20/03	3.25	1	GGB-FXD-200325-06Y-3.250-1.000	---	---	---	---	---	---	---	---	---
2,100,000	1,000.00	3.55	Actual/Actual	20/03/2026	7	---	20/03	3.55	1	GGB-FXD-200326-07Y-3.550-1.000	---	---	---	---	---	---	---	---	---

## Government Bonds Notes

Transactions Volume = (Pieces) \* (Nominal Price). Transactions Value = (Pieces) \* (Nominal Price) \* (price %) + (Accrued interest).

The Value of current coupon for the issues with NV 0.01 euro refers to NV 100 euros

FLR: Floating Interest Rate.

[1] - The Expiration Date of the interest bearing period and the Date for coupon payment.



## Government Bonds

Number Listed Bonds	Nominal price	Today's Rate	Accrued Interest Calc	Exp. Date [1]	Duration (years)	Note	Coupons Date	Curr. coupon value	Trading Unit	Government Bonds	Price min	Price max	Closing price	Previous closing price/date	Volume	Transactions Value	Price	Last order Buy / Sell	Date
3,314,250	1,000.00	3.25	Actual/Actual	20/03/2050	30	---	20/03	3.25	1	GGB-FXD-200350-30Y-3.250-1.000	---	---	---	---	---	---	---	---	---
2,000,000	1,000.00	2.00	Actual/Actual	22/04/2027	7	---	22/04	2.00	1	GGB-FXD-220427-07Y-2.000-1.000	---	---	---	---	---	---	99.9000	B	22/04/2020
2,500,000	1,000.00	1.88	Actual/Actual	23/07/2026	7	---	23/07	1.88	1	GGB-FXD-230726-07Y-1.875-1.000	---	---	---	---	---	---	---	---	---

## Government Bonds Notes

Transactions Volume = (Pieces) \* (Nominal Price). Transactions Value = (Pieces) \* (Nominal Price) \* (price %) + (Accrued interest).

The Value of current coupon for the issues with NV 0.01 euro refers to NV 100 euros

FLR: Floating Interest Rate.

[1] - The Expiration Date of the interest bearing period and the Date for coupon payment.

## Treasury Bills &amp; Zero Coupon Government Bonds

Issue Date	13-Week Maturity									26-Week Maturity									52-Week Maturity								
	Exp. Date	Initial Rate	Num Listed Bonds	Nominal price	Issue price	Last Trade Price	Last Trade Date	Volume Traded	Note	Exp. Date	Initial Rate	Num Listed Bonds	Nominal price	Issue price	Last Trade Price	Last Trade Date	Volume Traded	Note	Exp. Date	Initial Rate	Num Listed Bonds	Nominal price	Issue price	Last Trade Price	Last Trade Date	Volume Traded	Note
14/06/2019	---	---	---	---	---	---	---	---	---	---	---	---	---	---	---	---	---	---	12/06/2020	0.47	1,000,000	1,000.00	995.30	---	---	---	---
13/09/2019	---	---	---	---	---	---	---	---	---	---	---	---	---	---	---	---	---	---	11/09/2020	0.29	1,000,000	1,000.00	997.05	---	---	---	---
13/12/2019	---	---	---	---	---	---	---	---	---	---	---	---	---	---	---	---	---	---	11/12/2020	0.07	1,000,000	1,000.00	999.30	---	---	---	---
13/03/2020	---	---	---	---	---	---	---	---	---	---	---	---	---	---	---	---	---	---	12/03/2021	0.24	600,000	1,000.00	1,000.00	---	---	---	---

Bonds in Circulation	Currency / Min nominal traded Value	Coupons Payment Date	Current Coupon Value	Note	Coupon	Trading Unit	Issue Date	Duration (years)	Today's Interest	A.I.C in days	Bonds	Last price of previous days		Last Outcry in Cash (euro)		Trades in Pieces	Life min	Life Max	
												Price	Buy / Sell	Price	Buy / Sell				
<b>Corporate Bonds in Foreign Currency and Euro</b>																			
103,746	GBP / 10	01/12	0.25	---	61	1	01/12/1930	98	2.5	360	National Mortgage Bank	2.27	05/02/1996	2.27	S	05/02/1996	---	2.27	2.27
0	GBP / 10	01/12	0.25	---	63	1	01/12/1928	100	2.5	360	National Mortgage Bank	---	---	---	---	---	---	---	---

## Government Bonds Notes

A.I.C: Accrued Interest Calculation base.

FLR: Floating Interest Rate.

The minimum tradeable Nominal Value for all Demeterialised Government Titles is 100 Euros.

(μτφρ-0)

Athex & ATHEXClear Members List

Member Name				Stock Market			Derivatives Market		ATHEXClear Member	
	Address	Phone	Fax	Market Member	Remote Member	Market Maker	Proprietary	Market Maker	General Clearing	Direct Clearing
A. SARRIS SECURITIES S.A.				a						
6, ΔΡΑΓΑΤΣΑΝΙΟΥ 6 ΑΘΗΝΑ	2103367700									
ΑΕΟΝIC SECURITIES C.I.F. P.L.C.					a					
, ΛΑΪΟΥ 6, ΓΡ. 301B, ANNA COURT	35725337600									
ALPHA BANK A.E.									a	
103, AVE. ATHINON ATHINA	+30 2103436820	210-3436270								
40, STADIΟΥ STR ATHINA	(210)-3260000	(210)-3264116								
	(210)-3265546	(210)-3265811								
ALPHA FINANCE INVESTMENT SERVICES S.A.				a		a	a	a		a
5, ΜΕΡΑΙΝ 5 ΑΘΗΝΑ	2103677400									
ARGUS STOCKBROKERS LTD				a	a		a			
25 , 25 ΛΕΩΦΟΡΟΣ ΔΗΜΟΣΘΕΝΗ ΣΕΒΕΡΗ	0035722717000									
ATLANTIC SECURITIES LIMITED				a						
37, ΠΡΟΔΡΟΜΟΥ 37	0035722445400									
ATLANTIC SECURITIES LTD					a					
, ΠΡΟΔΡΟΜΟΥ 37	0035722445400									
AXON SECURITIES S.A.				a			a			
48, ΣΤΑΔΙΟΥ 48 ΑΘΗΝΑ	2103363800									
BETA SECURITIES S.A.				a		a	a			a
29 , Λ.ΑΛΕΞΑΝΔΡΑΣ 29 ΑΘΗΝΑ	2106478930									
BNP PARIBAS SECURITIES SERVICES									a	
2, ΛΑΜΨΑΚΟΥ 2 ΑΘΗΝΑ	2107468500									
BOFA SECURITIES EUROPE SA				a	a					
, 112 AVENUE KL?BER 75116	+33 153655555									
CAPITAL SECURITIES S.A.				a			a			
58, ΜΗΤΡΟΠΟΛΕΩΣ 58 ΑΘΗΝΑ	2103369700									
CFS SECURITIES INVESTMENT SERVICES S.A.				a						
3, ΠΑΠΑΡΡΗΓΟΠΟΥΛΟΥ 3 ΑΘΗΝΑ	2103360800									
CITIGROUP GLOBAL MARKETS EUROPE AG				a	a					
16, REUTERWEG 16 FRANKFURT	+49 691366-0									
CITIGROUP GLOBAL MARKETS LIMITED				a	a					
1, 33 CANADA SQUARE -CANARY WHARF	+44 02079864000									
CREDIT SUISSE SECURITIES (EUROPE) LIMITED				a	a					
1 , ONE CABOT SQUARE LONDON	+44 2078888888									
CREDIT SUISSE SECURITIES SOCIEDAD DE VALORES SA				a	a					
, CALLE AYALA 42, 3A PLANTA-B MADRID	+34917916000									
CYCLOS SECURITIES S.A.				a			a			a
39, ΠΑΝΕΠΙΣΤΗΜΙΟΥ 39 ΑΘΗΝΑ	2103364300									
DEUTSCHE BANK S.A.					a					
1 , GREAT WINCHESTER STREET LONDON	+44 20 754 54209	00441133361437								
DYNAMIC SECURITIES S.A.				a			a			a
, ΤΡΑΛΛΕΩΝ 2 & Λ.ΣΥΓΓΡΟΥ 223 ΝΕΑ ΣΜΥΡΝΙ	2103677700									
EUROBANK EQUITIES INVESTMENT FIRM S.A				a		a	a	a		a
, ΦΙΛΕΛΛΗΝΩΝ 10 & ΞΕΝΟΦΩΝΤΟΣ 13 ΑΘΗΝΑ	2103720000									
EUROBANK S.A.									a	
, ΟΘΩΝΟΣ 8 ΑΘΗΝΑ	2103337000									
EUROCORP INVESTMENT SERVICES S.A.				a			a			a
14, ΠΛ.ΦΙΛΙΚΗΣ ΕΤΑΙΡΕΙΑΣ 14 ΑΘΗΝΑ	2107263600									
EUROTRUST INVESTMENT FIRM SA				a						
113, ΣΕΒΑΣΤΟΥΠΟΛΕΩΣ 113 ΑΘΗΝΑ	2103363100									
EUROXX SECURITIES S.A.				a		a	a	a		a
7, PALEOLOGOU CHALANDRI	+30 2106879400	210-6879401								
7, PALAIOLOGOU CHALANDRI	(210)-6879400	(210)-6879401								
G. A. PERVANAS SECURITIES- INVESTMENT SERVICES S.A.				a						
7-9, ΣΟΦΟΚΛΕΟΥΣ 7-9 ΑΘΗΝΑ	2103727200									
GLOBAL CAPITAL SECURITIES & FINANCIAL SERVICES LTD				a	a					
50, ΛΑΡΧΙΕΠΙΣΚΟΠΟΥ ΜΑΚΑΡΙΟΥ Γ50	0035722710710									
HELLENIC AMERICAN SECURITIES S.A.				a		a	a			a
27, ΑΝΔΡΕΑ ΠΑΠΑΝΔΡΕΟΥ 27 MAROUSI	2103311100									
HELLENIC BANK (INVESTMENTS) LTD					a					
, AVE. KYRIAKOU MATSI 31 - PO BOX 24747 NICOSIA	+357 22500100	357 22500110								
HSBC FRANCE									a	
109-111, Λ.ΜΕΣΟΓΕΙΩΝ 109-111	2106960000									

## Athex &amp; ATHEXClear Members List

Member Name				Stock Market			Derivatives Market		ATHEXClear Member	
	Address	Phone	Fax	Market Member	Remote Member	Market Maker	Proprietary	Market Maker	General Clearing	Direct Clearing
INDEX SECURITIES S.A.				a						
6, ΔΡΑΓΑΤΣΑΝΙΟΥ 6 ΑΘΗΝΑ	2103213920									
J. CHR. MAVRIKIS SECURITIES S.A.				a						
5, ΣΟΦΟΚΛΕΟΥΣ 5 ΑΘΗΝΑ	2103216730									
KAPPA SECURITIES S.A.				a			a			
15, ΒΑΛΛΑΡΠΙΤΟΥ 15 ΑΘΗΝΑ	2103678600									
KARAMANOF SECURITIES & INVESTMENT SERVICES S.A.				a			a			
2, ΠΛ.ΑΓ.ΘΕΟΔΩΡΩΝ 2 ΑΘΗΝΑ	2103212947									
LAIKI FINANCIAL SERVICES LTD					a					
26, AVE. VYRONOS NICOSIA	357 22367367	357 22718567								
LEON DEPOLAS SECURITIES S.A.				a		a	a			
1, ΧΡΗΣΤΟΥ ΛΑΔΑ 1 ΑΘΗΝΑ	2103213276 -28									
MEGA EQUITY SECURITIES & FINANCIAL SERVICES PUBLIC LTD				a	a		a			
42-44, ΛΕΩΦ.ΓΡΙΒΑ ΔΙΓΕΝΗ 42-44	0035722711711									
MERIT SECURITIES S.A.				a		a	a			a
5, ΣΟΦΟΚΛΕΟΥΣ 5 ΑΘΗΝΑ	2103671880									
MERRILL LYNCH INTERNATIONAL				a	a					
2, 2 KING EDWARD STREET LONDON	+44 20276281000									
N. CHRYSOCHOIDIS SECURITIES S.A.				a			a			a
7-9, ΣΟΦΟΚΛΕΟΥΣ 7-9 ΑΘΗΝΑ	2103213913									
NATIONAL BANK OF GREECE S.A.				a		a	a		a	
68, ΑΚΑΔΙΜΙΑΣ STR. ΑΘΗΝΑ	(210)-3328817	(210)-3328678								
86, ΑΙΟΛΟΥ STR. ΑΘΗΝΑ	(210)-3341000	(210)-3228187								
NATIONAL SECURITIES S.A.				a		a	a	a		
66, ΛΕΩΦ. ΚΗΦΙΣΙΑΣ 66 (ΚΤΗΡΙΟ Α) ΜΑΡΟΥΣΙ	2107720000									
NUNTIUS BROKERAGE AND INVESTMENT SERVICES S.A				a						
6, ΔΡΑΓΑΤΣΑΝΙΟΥ 6 ΑΘΗΝΑ	2103350599									
ONE PLUS CAPITAL LIMITED				a	a					
, 75 PRODRAMOU AVENUE NICOSIA 1307	35722873760									
OPTIMA BANK S.A.				a		a	a	a	a	
32, ΑΙΓΙΑΛΕΙΑΣ 32 & ΠΑΡΑΔΕΙΣΟΥ ΜΑΡΟΥΣΙ	2108173111									
PANTELAKIS SECURITIES S.A.				a		a	a	a		
57, ΕΘΝΙΚΗΣ ΑΝΤΙΣΤΑΣΕΩΣ 57, ΚΤΙΡΙΟ Β CHALANDRI	2106965000									
PEGASUS SECURITIES S.A				a			a			
17, ΒΑΛΛΑΡΠΙΤΟΥ 17 & ΑΜΕΡΙΚΗΣ ΑΘΗΝΑ	2103670700									
PIRAEUS BANK S.A.				a			a		a	
4, ΑΜΕΡΙΚΗΣ ΑΘΗΝΑ	+30 2103335000	210-3335079								
4, ΑΜΕΡΙΚΗΣ STR ΑΘΗΝΑ	(210)-3335918	(210)-3254207								
4, ΑΜΕΡΙΚΗΣ STR. ΑΘΗΝΑ	(210)-3335000	(210)-3335079								
PIRAEUS SECURITIES S. A.				a		a	a	a		a
10, ΣΤΑΔΙΟΥ 10 ΑΘΗΝΑ	2103354100									
PROCHOICE SECURITIES LTD				a	a					
57, ΛΕΩΦ.ΣΠΥΡΟΥ ΚΥΠΡΙΑΝΟΥ 57, ΑΚΙΝΗΤΑ Φ	035724661192									
SHARELINK SECURITIES & FINANCIAL SERVICES LTD				a	a		a			
6, HOUSE-ΘΕΟΤΟΚΗ 6 ΜΕΓΑΡΟ ΕΛΛΗΝΑ	+357 22554200									
SOCIETE GENERALE S.A.				a	a		a			
, 17 COURS VALMY, CEDEX	+157290504									
SOLIDUS SECURITIES S.A				a			a			a
64, ΛΟΥΙΖΗΣ ΡΙΑΝΚΟΥΡ 64 ΑΘΗΝΑ	2106900600									
ST. EM. LAVRENTAKIS SECURITIES S.A.				a			a			
7-9, ΣΟΦΟΚΛΕΟΥΣ 7-9 ΑΘΗΝΑ	2103213336									
THE CYPRUS INVESTMENT & SECURITIES CORPORATION LTD				a	a					
154, ΛΕΩΦ. ΛΕΜΕΣΟΥ 154	0035722121700									
UBS EUROPE SE				a	a					
, OPERNTURM, BOCKENHEIMER LANDSTRASSE 2-4	496921790									
UBS LIMITED					a					
1, FINSBURY AVENUE LONDON	+44 2075687135									

List of Stocks under Market Making operations

Securities	Market Maker	Start Market Making	Stock Category
MLS MULTIMEDIA SA (CR)			Suspension Status
	PIRAEUS SECURITIES S. A.	01/08/2019	
ALPHA ETF FTSE Athex Large Cap			Exchange Traded Funds (ETFs)
	ALPHA FINANCE INVESTMENT SERVICES S.A.	02/01/1900	
	NATIONAL SECURITIES S.A.	02/01/1900	
ADMIE (IPTO) HOLDING S.A. (CR)			Main Market
	HELLENIC AMERICAN SECURITIES S.A.	09/03/2020	
	PIRAEUS SECURITIES S. A.	29/06/2017	
ALPHA BANK (CR)			Main Market
	ALPHA FINANCE INVESTMENT SERVICES S.A.	29/02/2016	
	EUROBANK EQUITIES INVESTMENT FIRM S.A	22/10/2006	
	HELLENIC AMERICAN SECURITIES S.A.	25/07/2014	
	LEON DEPOLAS SECURITIES S.A.	04/01/2016	
	MERIT SECURITIES S.A	03/09/2012	
	NATIONAL SECURITIES S.A.	02/01/1900	
	PIRAEUS SECURITIES S. A.	28/05/2009	
AS COMPANY SA (CR)			Main Market
	EUROBANK EQUITIES INVESTMENT FIRM S.A	01/04/2019	
ATTICA BANK S.A. (CR)			Main Market
	EUROBANK EQUITIES INVESTMENT FIRM S.A	11/11/2019	
	EUROXX SECURITIES S.A.	22/01/2016	
	PIRAEUS SECURITIES S. A.	20/09/2017	
ATTICA HOLDINGS (CR)			Main Market
	HELLENIC AMERICAN SECURITIES S.A.	28/12/2017	
AUTOHELLAS SA (CR)			Main Market
	ALPHA FINANCE INVESTMENT SERVICES S.A.	01/07/2019	
	EUROXX SECURITIES S.A.	02/07/2018	
AVAX S.A. (CR)			Main Market
	EUROBANK EQUITIES INVESTMENT FIRM S.A	14/12/2015	
BRIQ PROPERTIES (CR)			Main Market
	EUROBANK EQUITIES INVESTMENT FIRM S.A	09/09/2019	
BYTE COMPUTER SA (CR)			Main Market
	MERIT SECURITIES S.A	04/08/2008	
CC HBC AG (CR)			Main Market
	NATIONAL SECURITIES S.A.	02/01/1900	
	PIRAEUS SECURITIES S. A.	04/05/2015	
CENERGY HOLDINGS (CB)			Main Market
	ALPHA FINANCE INVESTMENT SERVICES S.A.	02/01/2016	
	EUROBANK EQUITIES INVESTMENT FIRM S.A	02/01/2016	
CNL CAPITAL (CR)			Main Market
	MERIT SECURITIES S.A	01/10/2018	
EKTER SA (CR)			Main Market
	EUROBANK EQUITIES INVESTMENT FIRM S.A	16/10/2017	
	LEON DEPOLAS SECURITIES S.A.	21/05/2018	
ELASTRON (CR)			Main Market
	LEON DEPOLAS SECURITIES S.A.	20/02/2017	
ELLAKTOR (CR)			Main Market
	ALPHA FINANCE INVESTMENT SERVICES S.A.	18/03/2019	
	EUROXX SECURITIES S.A.	24/09/2018	
	NATIONAL SECURITIES S.A.	02/01/1900	
	PIRAEUS SECURITIES S. A.	22/10/2018	
ELTON SA (CR)			Main Market
	BETA SECURITIES S.A.	03/09/2012	
	LEON DEPOLAS SECURITIES S.A.	01/04/2019	
ELVALHALCOR (CR)			Main Market
	ALPHA FINANCE INVESTMENT SERVICES S.A.	07/05/2018	
	EUROBANK EQUITIES INVESTMENT FIRM S.A	07/05/2018	
EUROBANK HOLDINGS (CR)			Main Market
	ALPHA FINANCE INVESTMENT SERVICES S.A.	09/01/2006	
	EUROBANK EQUITIES INVESTMENT FIRM S.A	01/06/2012	
	HELLENIC AMERICAN SECURITIES S.A.	25/07/2014	
	LEON DEPOLAS SECURITIES S.A.	30/11/2018	
	MERIT SECURITIES S.A	06/11/2017	
	NATIONAL SECURITIES S.A.	02/01/1900	
	PIRAEUS SECURITIES S. A.	28/09/2009	
EUROPEAN RELIANCE INSUR. (CR)			Main Market
	EUROBANK EQUITIES INVESTMENT FIRM S.A	08/07/2019	
	PANTELAKIS SECURITIES S.A.	15/07/2019	

## List of Stocks under Market Making operations

Securities	Stock Category
Market Maker	Start Market Making
<b>EYDAP S.A. (CR)</b>	Main Market
ALPHA FINANCE INVESTMENT SERVICES S.A.	27/01/2020
EUROBANK EQUITIES INVESTMENT FIRM S.A	10/06/2019
<b>FOURLIS (CR)</b>	Main Market
EUROBANK EQUITIES INVESTMENT FIRM S.A	01/12/2016
PIRAEUS SECURITIES S. A.	06/03/2017
<b>GEK TERNA (CR)</b>	Main Market
PIRAEUS SECURITIES S. A.	29/08/2019
<b>GR. SARANTIS S.A. (CR)</b>	Main Market
BETA SECURITIES S.A.	14/05/2012
EUROBANK EQUITIES INVESTMENT FIRM S.A	24/10/2016
<b>HELLENIC EXCHANGES-A.S.E. (CR)</b>	Main Market
HELLENIC AMERICAN SECURITIES S.A.	01/09/2014
NATIONAL SECURITIES S.A.	02/01/1900
PIRAEUS SECURITIES S. A.	04/05/2015
<b>HELLENIC PETROLEUM (CR)</b>	Main Market
HELLENIC AMERICAN SECURITIES S.A.	14/09/2015
PIRAEUS SECURITIES S. A.	20/03/2017
<b>IKTINOS HELLAS SA (CR)</b>	Main Market
ALPHA FINANCE INVESTMENT SERVICES S.A.	01/04/2019
EUROBANK EQUITIES INVESTMENT FIRM S.A	25/02/2019
NATIONAL SECURITIES S.A.	02/01/1900
<b>INTERCONTINENTAL (CR)</b>	Main Market
LEON DEPOLAS SECURITIES S.A.	03/06/2019
<b>INTRACOM HOLDINGS (CR)</b>	Main Market
LEON DEPOLAS SECURITIES S.A.	08/10/2018
<b>INTRALOT (CR)</b>	Main Market
EUROXX SECURITIES S.A.	12/06/2017
PIRAEUS SECURITIES S. A.	28/09/2009
<b>JUMBO SA (CR)</b>	Main Market
MERIT SECURITIES S.A	06/11/2017
PIRAEUS SECURITIES S. A.	06/03/2017
<b>KARAMOLEGOS SA (CR)</b>	Main Market
EUROXX SECURITIES S.A.	04/10/2019
<b>KLOUKINAS - LAPPAS SA (CR)</b>	Main Market
BETA SECURITIES S.A.	22/09/2014
<b>KRI-KRI S.A. (CR)</b>	Main Market
EUROBANK EQUITIES INVESTMENT FIRM S.A	07/05/2018
LEON DEPOLAS SECURITIES S.A.	16/01/2017
<b>LAMDA DEVELOPMENT SA (CR)</b>	Main Market
EUROBANK EQUITIES INVESTMENT FIRM S.A	08/12/2014
PANTELAKIS SECURITIES S.A.	06/11/2017
PIRAEUS SECURITIES S. A.	29/06/2017
<b>LAMPSA HOTEL SA (CR)</b>	Main Market
LEON DEPOLAS SECURITIES S.A.	16/01/2017
<b>MARFIN INVESTMENT GROUP (CR)</b>	Main Market
PIRAEUS SECURITIES S. A.	02/02/2009
<b>MOTOR OIL (CR)</b>	Main Market
EUROBANK EQUITIES INVESTMENT FIRM S.A	22/10/2006
HELLENIC AMERICAN SECURITIES S.A.	01/09/2014
LEON DEPOLAS SECURITIES S.A.	01/04/2019
MERIT SECURITIES S.A	25/02/2019
NATIONAL SECURITIES S.A.	02/01/1900
PIRAEUS SECURITIES S. A.	04/05/2015
<b>MYTILINEOS (CR)</b>	Main Market
ALPHA FINANCE INVESTMENT SERVICES S.A.	15/04/2019
EUROBANK EQUITIES INVESTMENT FIRM S.A	20/09/2017
MERIT SECURITIES S.A	25/02/2019
NATIONAL SECURITIES S.A.	02/01/1900
PIRAEUS SECURITIES S. A.	04/05/2015
<b>NATIONAL BANK (CR)</b>	Main Market
ALPHA FINANCE INVESTMENT SERVICES S.A.	09/01/2006
EUROBANK EQUITIES INVESTMENT FIRM S.A	22/10/2006
HELLENIC AMERICAN SECURITIES S.A.	25/07/2014
LEON DEPOLAS SECURITIES S.A.	20/05/2015
MERIT SECURITIES S.A	03/09/2012
NATIONAL SECURITIES S.A.	02/01/1900
PIRAEUS SECURITIES S. A.	08/09/2008

## List of Stocks under Market Making operations

Securities	Stock Category
Market Maker	Start Market Making
<b>OPAP (CR)</b>	Main Market
ALPHA FINANCE INVESTMENT SERVICES S.A.	09/01/2006
EUROBANK EQUITIES INVESTMENT FIRM S.A	22/10/2006
HELLENIC AMERICAN SECURITIES S.A.	25/07/2014
MERIT SECURITIES S.A	20/03/2017
NATIONAL SECURITIES S.A.	02/01/1900
PIRAEUS SECURITIES S. A.	04/05/2015
<b>OTE (CR)</b>	Main Market
ALPHA FINANCE INVESTMENT SERVICES S.A.	09/01/2006
EUROBANK EQUITIES INVESTMENT FIRM S.A	22/10/2006
HELLENIC AMERICAN SECURITIES S.A.	25/07/2014
LEON DEPOLAS SECURITIES S.A.	20/04/2015
MERIT SECURITIES S.A	20/03/2017
NATIONAL SECURITIES S.A.	02/01/1900
PIRAEUS SECURITIES S. A.	08/09/2008
<b>P.P.A. S.A. (CR)</b>	Main Market
EUROBANK EQUITIES INVESTMENT FIRM S.A	06/02/2019
<b>PAPOUTSANIS (CR)</b>	Main Market
ALPHA FINANCE INVESTMENT SERVICES S.A.	19/11/2018
BETA SECURITIES S.A.	25/11/2013
<b>PETROPOULOS PETROS (CR)</b>	Main Market
EUROBANK EQUITIES INVESTMENT FIRM S.A	01/04/2019
PANTELAKIS SECURITIES S.A.	16/03/2020
<b>PIRAEUS BANK (CR)</b>	Main Market
ALPHA FINANCE INVESTMENT SERVICES S.A.	15/04/2019
EUROBANK EQUITIES INVESTMENT FIRM S.A	22/10/2006
EUROXX SECURITIES S.A.	15/02/2016
HELLENIC AMERICAN SECURITIES S.A.	25/07/2014
LEON DEPOLAS SECURITIES S.A.	30/11/2018
MERIT SECURITIES S.A	16/09/2013
NATIONAL SECURITIES S.A.	02/01/1900
PIRAEUS SECURITIES S. A.	16/02/2009
<b>PLAISIO COMPUTERS SA (CR)</b>	Main Market
EUROBANK EQUITIES INVESTMENT FIRM S.A	02/03/2015
<b>PPC (CR)</b>	Main Market
ALPHA FINANCE INVESTMENT SERVICES S.A.	09/01/2006
EUROBANK EQUITIES INVESTMENT FIRM S.A	22/10/2006
HELLENIC AMERICAN SECURITIES S.A.	01/09/2014
MERIT SECURITIES S.A	06/11/2017
NATIONAL SECURITIES S.A.	02/01/1900
PIRAEUS SECURITIES S. A.	28/09/2009
<b>PROFILE SA (CR)</b>	Main Market
PANTELAKIS SECURITIES S.A.	01/07/2019
<b>QUEST HOLDINGS (CR)</b>	Main Market
BETA SECURITIES S.A.	26/03/2018
EUROBANK EQUITIES INVESTMENT FIRM S.A	28/01/2019
<b>SPIROY AGRICULTURE SA (CR)</b>	Main Market
EUROBANK EQUITIES INVESTMENT FIRM S.A	02/09/2019
<b>TERNA ENERGY (CR)</b>	Main Market
PIRAEUS SECURITIES S. A.	09/12/2019
<b>THRACE PLASTICS SA (CR)</b>	Main Market
ALPHA FINANCE INVESTMENT SERVICES S.A.	26/03/2018
EUROBANK EQUITIES INVESTMENT FIRM S.A	26/03/2018
<b>TITAN CEMENT (CB)</b>	Main Market
EUROBANK EQUITIES INVESTMENT FIRM S.A	06/11/2019
<b>VIOHALCO SA/NV (CB)</b>	Main Market
ALPHA FINANCE INVESTMENT SERVICES S.A.	11/03/2008
EUROBANK EQUITIES INVESTMENT FIRM S.A	04/03/2014
MERIT SECURITIES S.A	17/03/2014



Underlying Asset				Derivatives Market														
Price max	Price min	Closing price	change	Delivery Month	Open price	Price max	Price min	Last price	Closing price	Last Bid	Last Ask	Fixing price*	Life high	Life low	Trades	Volume	Open Interest	
(Trade Unit: 1 Index Point x 2€, Cash Settlement)																		
<b>FTSE/Athex Large Cap</b>																		
1,460.24	1,445.22	1,451.11	-0.33%	June 2020	1,449.75	1,460.75	1,444.00	1,452.25	1,452.25	---	---		1,559.25	---	124	578	3,298	
				July 2020	1,430.25	1,431.75	1,423.00	1,423.00	1,423.00	---	---		---	1,447.75	---	5	5	219
				August 2020	---	---	---	---	1,463.50	---	---		---	---	---	---	---	
				September 2020	---	---	---	---	1,465.75	---	---		---	---	---	---	---	
				December 2020	---	---	---	---	1,473.00	---	---		---	---	---	---	---	
				March 2021	---	---	---	---	1,480.50	---	---		---	---	---	---	---	

Derivatives notes

Fixing prices and final open positions can be retrieved from the following path <http://www.helex.gr/el/web/guest/statistics-end-of-day-derivatives>

Underlying Asset				Derivatives Market													
Price max	Price min	Closing price	change	Delivery Month	Open price	Price max	Price min	Last price	Closing price	Last Bid	Last Ask	Fixing price*	Life high	Life low	Trades	Volume	Open Interest
<b>ADMIE (IPTO) HOLDING S.A. (CR)</b>				(Contract Size: 100 Securities, Physical Delivery)													
2.2	2.155	2.175	-0.23%	June 2020	2.19	2.20	2.17	2.17	2.17	---	---	---	2.75	---	29	146	3,042
				September 2020	---	---	---	---	2.19	---	---	---	---	---	---	---	---
				December 2020	---	---	---	---	2.21	---	---	---	---	---	---	---	---
				March 2021	---	---	---	---	2.22	---	---	---	---	---	---	---	---
<b>ALPHA BANK (CR)</b>				(Contract Size: 100 Securities, Physical Delivery)													
0.5098	0.4963	0.498	0.00%	June 2020	0.508	0.510	0.497	0.497	0.497	---	---	---	1.58	---	209	5,004	30,583
				September 2020	---	---	---	---	0.501	---	---	---	0.560	---	---	---	68
				December 2020	---	---	---	---	0.504	---	---	---	---	---	---	---	---
				March 2021	---	---	---	---	0.506	---	---	---	---	---	---	---	---
<b>ATTICA BANK S.A. (CR)</b>				(Contract Size: 100 Securities, Physical Delivery)													
0.196	0.1832	0.1852	-0.43%	June 2020	---	---	---	---	0.186	---	---	---	0.271	---	---	---	341
				September 2020	---	---	---	---	0.187	---	---	---	---	---	---	---	---
				December 2020	---	---	---	---	0.188	---	---	---	---	---	---	---	---
				March 2021	---	---	---	---	0.189	---	---	---	---	---	---	---	---
<b>CC HBC AG (CR)</b>				(Contract Size: 100 Securities, Physical Delivery)													
21.04	20.52	20.8	-0.95%	June 2020	20.62	21.00	20.55	20.81	20.81	---	---	---	28.10	---	23	112	531
				September 2020	---	---	---	---	21.14	---	---	---	35.15	---	---	---	5
				December 2020	---	---	---	---	21.25	---	---	---	---	---	---	---	---
				March 2021	---	---	---	---	21.35	---	---	---	---	---	---	---	---
<b>CENERGY HOLDINGS (CB)</b>				(Contract Size: 100 Securities, Physical Delivery)													
0.969	0.932	0.932	-2.81%	June 2020	---	---	---	---	0.961	---	---	---	1.05	---	---	---	2,162
				September 2020	---	---	---	---	0.965	---	---	---	---	---	---	---	---
				December 2020	---	---	---	---	0.970	---	---	---	---	---	---	---	---
				March 2021	---	---	---	---	0.975	---	---	---	---	---	---	---	---
<b>ELLAKTOR (CR)</b>				(Contract Size: 100 Securities, Physical Delivery)													
0.8495	0.82	0.82	-2.84%	June 2020	0.837	0.846	0.823	0.823	0.823	---	---	---	1.52	---	21	104	8,125
				September 2020	---	---	---	---	0.850	---	---	---	---	---	---	---	---
				December 2020	---	---	---	---	0.854	---	---	---	---	---	---	---	---
				March 2021	---	---	---	---	0.858	---	---	---	---	---	---	---	---
<b>EUROBANK HOLDINGS (CR)</b>				(Contract Size: 100 Securities, Physical Delivery)													
0.3178	0.303	0.305	-0.97%	June 2020	0.305	0.318	0.304	0.305	0.305	---	---	---	0.820	---	296	10,325	48,034
				September 2020	---	---	---	---	0.310	---	---	---	0.402	---	---	---	24
				December 2020	---	---	---	---	0.312	---	---	---	---	---	---	---	---
				March 2021	---	---	---	---	0.313	---	---	---	---	---	---	---	---

Derivatives notes

Fixing prices and final open positions can be retrieved from the following path <http://www.helex.gr/el/web/guest/statistics-end-of-day-derivatives>

Underlying Asset				Derivatives Market													
Price max	Price min	Closing price	change	Delivery Month	Open price	Price max	Price min	Last price	Closing price	Last Bid	Last Ask	Fixing price*	Life high	Life low	Trades	Volume	Open Interest
<b>EYDAP S.A. (CR)</b>				(Contract Size: 100 Securities, Physical Delivery)													
6.85	6.76	6.85	0.74%	June 2020	6.80	6.84	6.80	6.84	6.84	---	---	---	6.99	---	2	6	146
				September 2020	---	---	---	---	6.85	---	---	---	---	---	---	---	---
				December 2020	---	---	---	---	6.88	---	---	---	---	---	---	---	---
				March 2021	---	---	---	---	6.91	---	---	---	---	---	---	---	---
<b>FOURLIS (CR)</b>				(Contract Size: 100 Securities, Physical Delivery)													
3.9	3.56	3.9	8.79%	June 2020	3.58	3.81	3.58	3.76	3.76	---	---	---	4.36	---	28	63	337
				September 2020	---	---	---	---	3.61	---	---	---	---	---	---	---	---
				December 2020	---	---	---	---	3.63	---	---	---	---	---	---	---	---
				March 2021	---	---	---	---	3.65	---	---	---	---	---	---	---	---
<b>GEK TERNA (CR)</b>				(Contract Size: 100 Securities, Physical Delivery)													
6.28	6.07	6.1	-2.87%	June 2020	6.21	6.24	6.07	6.12	6.12	---	---	---	7.26	---	32	110	2,514
				September 2020	---	---	---	---	6.32	---	---	---	---	---	---	---	---
				December 2020	---	---	---	---	6.35	---	---	---	---	---	---	---	---
				March 2021	---	---	---	---	6.39	---	---	---	---	---	---	---	---
<b>HELLENIC EXCHANGES-A.S.E. (CR)</b>				(Contract Size: 100 Securities, Physical Delivery)													
3.42	3.34	3.4	0.89%	June 2020	3.38	3.38	3.31	3.35	3.35	---	---	---	3.93	---	13	57	1,453
				September 2020	---	---	---	---	3.39	---	---	---	---	---	---	---	---
				December 2020	---	---	---	---	3.41	---	---	---	---	---	---	---	---
				March 2021	---	---	---	---	3.43	---	---	---	---	---	---	---	---
<b>HELLENIC PETROLEUM (CR)</b>				(Contract Size: 100 Securities, Physical Delivery)													
6.05	5.85	6.03	0.17%	June 2020	6.02	6.02	6.02	6.02	6.02	---	---	---	6.80	---	1	1	1,270
				September 2020	---	---	---	---	6.06	---	---	---	---	---	---	---	---
				December 2020	---	---	---	---	6.09	---	---	---	---	---	---	---	---
				March 2021	---	---	---	---	6.12	---	---	---	---	---	---	---	---
<b>INTRACOM HOLDINGS (CR)</b>				(Contract Size: 100 Securities, Physical Delivery)													
0.477	0.462	0.465	-1.17%	June 2020	0.469	0.469	0.461	0.461	0.461	---	---	---	0.560	---	2	20	1,670
				September 2020	---	---	---	---	0.474	---	---	---	---	---	---	---	---
				December 2020	---	---	---	---	0.476	---	---	---	---	---	---	---	---
				March 2021	---	---	---	---	0.478	---	---	---	---	---	---	---	---
<b>INTRALOT (CR)</b>				(Contract Size: 100 Securities, Physical Delivery)													
0.133	0.1244	0.1256	-3.24%	June 2020	---	---	---	---	0.130	---	---	---	0.180	---	---	---	1,331
				September 2020	---	---	---	---	0.131	---	---	---	---	---	---	---	---
				December 2020	---	---	---	---	0.131	---	---	---	---	---	---	---	---
				March 2021	---	---	---	---	0.132	---	---	---	---	---	---	---	---

Derivatives notes

Fixing prices and final open positions can be retrieved from the following path <http://www.helex.gr/el/web/guest/statistics-end-of-day-derivatives>

Underlying Asset				Derivatives Market													
Price max	Price min	Closing price	change	Delivery Month	Open price	Price max	Price min	Last price	Closing price	Last Bid	Last Ask	Fixing price*	Life high	Life low	Trades	Volume	Open Interest
<b>JUMBO SA (CR)</b>				(Contract Size: 100 Securities, Physical Delivery)													
15.94	15.32	15.5	-0.64%	June 2020	15.50	15.80	15.34	15.39	15.39	---	---	---	16.30	---	24	65	358
				September 2020	---	---	---	---	15.70	---	---	---	---	---	---	---	---
				December 2020	---	---	---	---	15.78	---	---	---	---	---	---	---	---
				March 2021	---	---	---	---	15.86	---	---	---	---	---	---	---	---
<b>LAMDA DEVELOPMENT SA (CR)</b>				(Contract Size: 100 Securities, Physical Delivery)													
6.3	6.08	6.12	-0.49%	June 2020	6.14	6.27	6.12	6.12	6.12	---	---	---	7.22	---	37	138	1,425
				September 2020	---	---	---	---	6.19	---	---	---	---	---	---	---	---
				December 2020	---	---	---	---	6.22	---	---	---	---	---	---	---	---
				March 2021	---	---	---	---	6.25	---	---	---	---	---	---	---	---
<b>MARFIN INVESTMENT GROUP (CR)</b>				(Contract Size: 100 Securities, Physical Delivery)													
0.0638	0.06	0.0601	-4.60%	June 2020	0.065	0.065	0.060	0.060	0.060	---	---	---	0.133	---	11	122	41,890
				September 2020	---	---	---	---	0.063	---	---	---	---	---	---	---	---
				December 2020	---	---	---	---	0.064	---	---	---	---	---	---	---	---
				March 2021	---	---	---	---	0.064	---	---	---	---	---	---	---	---
<b>MOTOR OIL (CR)</b>				(Contract Size: 100 Securities, Physical Delivery)													
14.07	13.71	14	0.50%	June 2020	13.95	14.01	13.66	13.98	13.98	---	---	---	16.33	---	4	4	187
				September 2020	---	---	---	---	14.02	---	---	---	13.54	---	---	---	4
				December 2020	---	---	---	---	14.09	---	---	---	---	---	---	---	---
				March 2021	---	---	---	---	14.16	---	---	---	12.60	---	---	---	2
<b>MYTILINEOS (CR)</b>				(Contract Size: 100 Securities, Physical Delivery)													
7.065	6.88	7	-0.71%	June 2020	7.05	7.07	6.90	7.02	7.02	---	---	---	9.00	---	44	131	4,281
				September 2020	---	---	---	---	7.10	---	---	---	---	---	---	---	---
				December 2020	---	---	---	---	7.13	---	---	---	---	---	---	---	---
				March 2021	---	---	---	---	7.17	---	---	---	---	---	---	---	---
<b>NATIONAL BANK (CR)</b>				(Contract Size: 100 Securities, Physical Delivery)													
0.9446	0.9104	0.9204	0.26%	June 2020	0.926	0.944	0.913	0.924	0.924	---	---	---	2.48	---	183	2,728	21,313
				September 2020	---	---	---	---	0.924	---	---	---	0.999	---	---	---	5
				December 2020	---	---	---	---	0.929	---	---	---	---	---	---	---	---
				March 2021	---	---	---	---	0.933	---	---	---	---	---	---	---	---
<b>OPAP (CR)</b>				(Contract Size: 100 Securities, Physical Delivery)													
8.095	7.91	7.975	0.95%	June 2020	7.98	8.08	7.95	7.97	7.97	---	---	---	8.99	---	71	318	1,562
				September 2020	---	---	---	---	7.95	---	---	---	6.15	---	---	---	2
				December 2020	---	---	---	---	7.99	---	---	---	---	---	---	---	---
				March 2021	---	---	---	---	8.03	---	---	---	---	---	---	---	---

Derivatives notes

Fixing prices and final open positions can be retrieved from the following path <http://www.helex.gr/el/web/guest/statistics-end-of-day-derivatives>

Underlying Asset				Derivatives Market													
Price max	Price min	Closing price	change	Delivery Month	Open price	Price max	Price min	Last price	Closing price	Last Bid	Last Ask	Fixing price*	Life high	Life low	Trades	Volume	Open Interest
<b>OTE (CR)</b>				(Contract Size: 100 Securities, Physical Delivery)													
12.47	12.12	12.29	-0.08%	June 2020	12.55	12.55	12.15	12.24	12.24	---	---	---	12.80	---	47	173	1,786
				September 2020	---	---	---	---	12.38	---	---	---	11.01	---	---	---	1
				December 2020	---	---	---	---	12.44	---	---	---	---	---	---	---	---
				March 2021	---	---	---	---	12.51	---	---	---	---	---	---	---	---
<b>P.P.A. S.A. (CR)</b>				(Contract Size: 100 Securities, Physical Delivery)													
16.9	16.8	16.88	0.48%	June 2020	---	---	---	---	16.83	---	---	---	19.60	---	---	---	217
				September 2020	---	---	---	---	16.91	---	---	---	---	---	---	---	---
				December 2020	---	---	---	---	17.00	---	---	---	---	---	---	---	---
				March 2021	---	---	---	---	17.08	---	---	---	---	---	---	---	---
<b>PIRAEUS BANK (CR)</b>				(Contract Size: 100 Securities, Physical Delivery)													
1.0465	1	1.02	0.00%	June 2020	1.03	1.05	1.00	1.03	1.03	---	---	---	2.14	---	85	1,333	9,242
				September 2020	---	---	---	---	1.03	---	---	---	---	---	---	---	---
				December 2020	---	---	---	---	1.03	---	---	---	---	---	---	---	---
				March 2021	---	---	---	---	1.04	---	---	---	---	---	---	---	---
<b>PPC (CR)</b>				(Contract Size: 100 Securities, Physical Delivery)													
2.906	2.79	2.8	-2.10%	June 2020	2.88	2.90	2.81	2.81	2.81	---	---	---	3.85	---	174	1,484	8,645
				September 2020	---	---	---	---	2.88	---	---	---	2.79	---	---	---	1
				December 2020	---	---	---	---	2.89	---	---	---	---	---	---	---	---
				March 2021	---	---	---	---	2.91	---	---	---	---	---	---	---	---
<b>TERNA ENERGY (CR)</b>				(Contract Size: 102 Securities, Physical Delivery)													
9.38	9.12	9.24	0.44%	June 2020	9.29	9.30	9.15	9.17	9.17	---	---	---	9.30	---	29	132	3,094
				September 2020	---	---	---	---	9.26	---	---	---	---	---	---	---	---
				December 2020	---	---	---	---	9.31	---	---	---	---	---	---	---	---
				March 2021	---	---	---	---	9.35	---	---	---	---	---	---	---	---
<b>TITAN CEMENT (CB)</b>				(Contract Size: 102 Securities, Physical Delivery)													
11.14	10.8	11.04	1.47%	June 2020	10.88	11.19	10.88	11.04	11.04	---	---	---	11.23	10.32	20	48	424
				September 2020	---	---	---	---	10.95	---	---	---	---	---	---	---	---
				December 2020	---	---	---	---	11.01	---	---	---	---	---	---	---	---
				March 2021	---	---	---	---	11.06	---	---	---	---	---	---	---	---
<b>VIOHALCO SA/NV (CB)</b>				(Contract Size: 100 Securities, Physical Delivery)													
2.325	2.26	2.27	-2.58%	June 2020	2.31	2.31	2.30	2.30	2.30	---	---	---	2.48	---	5	20	2,575
				September 2020	---	---	---	---	2.35	---	---	---	---	---	---	---	---
				December 2020	---	---	---	---	2.36	---	---	---	---	---	---	---	---
				March 2021	---	---	---	---	2.37	---	---	---	---	---	---	---	---

Derivatives notes

Fixing prices and final open positions can be retrieved from the following path <http://www.helex.gr/el/web/guest/statistics-end-of-day-derivatives>

## FTSE/Athex Large Cap

(Trade Unit: 1 Index Point x 2€ - Exercise Style: European, Cash Settlement)

Call Options															Put Options																			
June 2020								July 2020							Other Months		June 2020								July 2020							Other Months		Exercise Price
Open price	Price max	Price min	Last price	Closing price	Volume	Open Interest	Open price	Price max	Price min	Last price	Closing price	Volume	Open Interest	Volume	Open Interest	Open price	Price max	Price min	Last price	Closing price	Volume	Open Interest	Open price	Price max	Price min	Last price	Closing price	Volume	Open Interest	Volume	Open Interest			
1,050	0.00	0.00	0.00	-	407.00	-	-	-	-	-	-	-	-	-	-	0.00	0.00	0.00	-	0.01	-	-	-	-	-	-	-	-	-	-	1,050			
1,075	0.00	0.00	0.00	-	382.00	-	-	-	-	-	-	-	-	-	-	0.00	0.00	0.00	-	0.02	-	-	-	-	-	-	-	-	-	-	1,075			
1,100	0.00	0.00	0.00	-	357.00	-	-	-	-	-	-	-	-	-	-	0.00	0.00	0.00	-	0.04	-	-	-	-	-	-	-	-	-	-	1,100			
1,125	0.00	0.00	0.00	-	332.00	-	-	-	-	-	-	-	-	-	-	0.00	0.00	0.00	-	0.10	-	-	-	-	-	-	-	-	-	-	1,125			
1,150	0.00	0.00	0.00	-	307.00	-	-	-	-	-	-	-	-	-	-	0.00	0.00	0.00	-	0.21	-	-	-	-	-	-	-	-	-	-	1,150			
1,175	0.00	0.00	0.00	-	282.00	-	-	-	-	-	-	-	-	-	-	0.00	0.00	0.00	-	0.43	-	-	-	-	-	-	-	-	-	-	1,175			
1,200	0.00	0.00	0.00	-	258.00	-	-	-	-	-	-	-	-	-	-	0.00	0.00	0.00	-	0.82	-	-	-	-	-	-	-	-	-	-	1,200			
1,225	0.00	0.00	0.00	-	233.00	-	-	-	-	-	-	-	-	-	-	0.00	0.00	0.00	-	1.50	-	-	-	-	-	-	-	-	-	-	1,225			
1,250	0.00	0.00	0.00	-	209.00	-	-	-	-	-	-	-	-	-	-	0.00	0.00	0.00	-	2.60	-	-	-	-	-	-	-	-	-	-	1,250			
1,275	0.00	0.00	0.00	-	186.00	-	-	0.00	0.00	0.00	-	177.00	-	-	-	0.00	0.00	0.00	-	4.30	-	-	0.00	0.00	0.00	-	18.00	-	-	-	1,275			
1,300	0.00	0.00	0.00	-	164.00	-	-	0.00	0.00	0.00	-	158.00	-	-	-	0.00	0.00	0.00	-	6.80	-	-	0.00	0.00	0.00	-	23.50	-	-	-	1,300			
1,325	0.00	0.00	0.00	-	142.00	-	-	0.00	0.00	0.00	-	140.00	-	-	-	0.00	0.00	0.00	-	10.25	-	-	0.00	0.00	0.00	-	30.25	-	-	-	1,325			
1,350	0.00	0.00	0.00	-	122.00	-	-	0.00	0.00	0.00	-	123.00	-	-	-	0.00	0.00	0.00	-	15.00	-	-	0.00	0.00	0.00	-	38.25	-	-	-	1,350			
1,375	0.00	0.00	0.00	-	103.00	-	20	0.00	0.00	0.00	-	107.00	-	-	-	0.00	0.00	0.00	-	21.25	-	180	0.00	0.00	0.00	-	47.50	-	-	-	1,375			
1,400	0.00	0.00	0.00	-	86.50	-	80	0.00	0.00	0.00	-	93.00	-	-	-	0.00	0.00	0.00	-	29.25	-	60	0.00	0.00	0.00	-	58.00	-	-	-	1,400			
1,425	0.00	0.00	0.00	-	71.00	-	40	0.00	0.00	0.00	-	80.00	-	-	-	0.00	0.00	0.00	-	38.75	-	80	0.00	0.00	0.00	-	70.00	-	40	-	1,425			
1,450	56.00	56.00	56.00	56.00	56.00	10	20	0.00	0.00	0.00	-	68.00	-	1	-	0.00	56.00	0.00	-	50.50	-	20	0.00	0.00	0.00	-	83.50	-	20	-	1,450			
1,475	0.00	0.00	0.00	-	46.00	-	21	0.00	0.00	0.00	-	58.00	-	-	-	0.00	0.00	0.00	-	63.50	-	80	0.00	0.00	0.00	-	98.00	-	-	-	1,475			
1,500	0.00	0.00	0.00	-	36.00	-	21	0.00	0.00	0.00	-	48.75	-	-	-	0.00	0.00	0.00	-	78.50	-	20	0.00	0.00	0.00	-	114.00	-	-	-	1,500			
1,525	0.00	0.00	0.00	-	27.75	-	40	0.00	0.00	0.00	-	40.75	-	-	-	0.00	0.00	0.00	-	95.50	-	20	0.00	0.00	0.00	-	131.00	-	-	-	1,525			
1,550	0.00	0.00	0.00	-	21.25	-	60	0.00	0.00	0.00	-	33.75	-	-	-	0.00	0.00	0.00	-	114.00	-	-	0.00	0.00	0.00	-	149.00	-	-	-	1,550			
1,575	0.00	0.00	0.00	-	16.00	-	-	0.00	0.00	0.00	-	27.75	-	-	-	0.00	0.00	0.00	-	133.00	-	-	0.00	0.00	0.00	-	168.00	-	-	-	1,575			
1,600	0.00	0.00	0.00	-	11.75	-	-	0.00	0.00	0.00	-	22.75	-	-	-	0.00	0.00	0.00	-	154.00	-	-	0.00	0.00	0.00	-	188.00	-	-	-	1,600			
1,625	0.00	0.00	0.00	-	8.50	-	-	0.00	0.00	0.00	-	18.50	-	-	-	0.00	0.00	0.00	-	176.00	-	-	0.00	0.00	0.00	-	208.00	-	-	-	1,625			
1,650	0.00	0.00	0.00	-	6.10	-	-	0.00	0.00	0.00	-	15.00	-	-	-	0.00	0.00	0.00	-	199.00	-	-	0.00	0.00	0.00	-	230.00	-	-	-	1,650			
1,675	0.00	0.00	0.00	-	4.30	-	-	0.00	0.00	0.00	-	12.00	-	-	-	0.00	0.00	0.00	-	222.00	-	-	0.00	0.00	0.00	-	252.00	-	-	-	1,675			
1,700	0.00	0.00	0.00	-	3.00	-	-	-	-	-	-	-	-	-	-	0.00	0.00	0.00	-	245.00	-	-	-	-	-	-	-	-	-	-	1,700			
1,725	0.00	0.00	0.00	-	2.00	-	-	-	-	-	-	-	-	-	-	0.00	0.00	0.00	-	269.00	-	-	-	-	-	-	-	-	-	-	1,725			
1,750	0.00	0.00	0.00	-	1.40	-	-	-	-	-	-	-	-	-	-	0.00	0.00	0.00	-	294.00	-	-	-	-	-	-	-	-	-	-	1,750			
1,775	0.00	0.00	0.00	-	0.91	-	-	-	-	-	-	-	-	-	-	0.00	0.00	0.00	-	318.00	-	-	-	-	-	-	-	-	-	-	1,775			
1,800	0.00	0.00	0.00	-	0.60	-	-	-	-	-	-	-	-	-	-	0.00	0.00	0.00	-	343.00	-	-	-	-	-	-	-	-	-	-	1,800			
1,825	0.00	0.00	0.00	-	0.39	-	-	-	-	-	-	-	-	-	-	0.00	0.00	0.00	-	368.00	-	-	-	-	-	-	-	-	-	-	1,825			
1,850	0.00	0.00	0.00	-	0.25	-	-	-	-	-	-	-	-	-	-	0.00	0.00	0.00	-	392.00	-	-	-	-	-	-	-	-	-	-	1,850			
1,875	0.00	0.00	0.00	-	0.16	-	-	-	-	-	-	-	-	-	-	0.00	0.00	0.00	-	417.00	-	-	-	-	-	-	-	-	-	-	1,875			
1,900	0.00	0.00	0.00	-	0.10	-	-	-	-	-	-	-	-	-	-	0.00	0.00	0.00	-	442.00	-	-	-	-	-	-	-	-	-	-	1,900			
1,925	0.00	0.00	0.00	-	0.06	-	-	-	-	-	-	-	-	-	-	0.00	0.00	0.00	-	467.00	-	-	-	-	-	-	-	-	-	-	1,925			

FTSE/Athex Large Cap

(Trade Unit: 1 Index Point x 2€ - Exercise Style: European, Cash Settlement)

Call Options															Put Options																		
Exercise Price	June 2020							July 2020							Other Months		June 2020							July 2020							Other Months		Exercise Price
	Open price	Price max	Price min	Last price	Closing price	Volume	Open Interest	Open price	Price max	Price min	Last price	Closing price	Volume	Open Interest	Volume	Open Interest	Open price	Price max	Price min	Last price	Closing price	Volume	Open Interest	Open price	Price max	Price min	Last price	Closing price	Volume	Open Interest	Volume	Open Interest	
1,950	0.00	0.00	0.00	-	0.04	-	-	-	-	-	-	-	-	-	-	0.00	0.00	0.00	-	492.00	-	-	-	-	-	-	-	-	-	-	-	1,950	
1,975	0.00	0.00	0.00	-	0.02	-	-	-	-	-	-	-	-	-	-	0.00	0.00	0.00	-	517.00	-	-	-	-	-	-	-	-	-	-	-	1,975	
2,000	0.00	0.00	0.00	-	0.01	-	-	-	-	-	-	-	-	-	-	0.00	0.00	0.00	-	542.00	-	-	-	-	-	-	-	-	-	-	-	2,000	
2,050	0.00	0.00	0.00	-	0.01	-	-	-	-	-	-	-	-	-	-	0.00	0.00	0.00	-	592.00	-	-	-	-	-	-	-	-	-	-	-	2,050	
2,100	0.00	0.00	0.00	-	0.01	-	-	-	-	-	-	-	-	-	-	0.00	0.00	0.00	-	642.00	-	-	-	-	-	-	-	-	-	-	-	2,100	
2,150	0.00	0.00	0.00	-	0.02	-	-	-	-	-	-	-	-	-	-	0.00	0.00	0.00	-	692.00	-	-	-	-	-	-	-	-	-	-	-	2,150	
2,200	0.00	0.00	0.00	-	0.01	-	-	-	-	-	-	-	-	-	-	0.00	0.00	0.00	-	742.00	-	-	-	-	-	-	-	-	-	-	-	2,200	
2,250	0.00	0.00	0.00	-	0.01	-	-	-	-	-	-	-	-	-	-	0.00	0.00	0.00	-	791.00	-	-	-	-	-	-	-	-	-	-	-	2,250	
2,300	0.00	0.00	0.00	-	0.01	-	-	-	-	-	-	-	-	-	-	0.00	0.00	0.00	-	841.00	-	-	-	-	-	-	-	-	-	-	-	2,300	
2,350	0.00	0.00	0.00	-	0.01	-	-	-	-	-	-	-	-	-	-	0.00	0.00	0.00	-	891.00	-	-	-	-	-	-	-	-	-	-	-	2,350	
2,400	0.00	0.00	0.00	-	0.02	-	-	-	-	-	-	-	-	-	-	0.00	0.00	0.00	-	941.00	-	-	-	-	-	-	-	-	-	-	-	2,400	
2,450	0.00	0.00	0.00	-	0.01	-	-	-	-	-	-	-	-	-	-	0.00	0.00	0.00	-	991.00	-	-	-	-	-	-	-	-	-	-	-	2,450	
2,500	0.00	0.00	0.00	-	0.01	-	-	-	-	-	-	-	-	-	-	0.00	0.00	0.00	-	1,041.00	-	-	-	-	-	-	-	-	-	-	-	2,500	
2,550	0.00	0.00	0.00	-	0.01	-	-	-	-	-	-	-	-	-	-	0.00	0.00	0.00	-	1,091.00	-	-	-	-	-	-	-	-	-	-	-	2,550	
2,600	0.00	0.00	0.00	-	0.01	-	-	-	-	-	-	-	-	-	-	0.00	0.00	0.00	-	1,141.00	-	-	-	-	-	-	-	-	-	-	-	2,600	
Totals:						10	302						0	1	0	0							0	460						0	60	0	0
Number of Trades:						1							0		0								0						0		0		

ALPHA BANK (CR)

(Contract Size: 100 Securities, Exercise Style: American, Physical Delivery)

Call Options														Put Options																		
June 2020							July 2020							Other Months		June 2020							July 2020							Other Months		Exercise Price
Open price	Price max	Price min	Last price	Closing price	Volume	Open Interest	Open price	Price max	Price min	Last price	Closing price	Volume	Open Interest	Volume	Open Interest	Open price	Price max	Price min	Last price	Closing price	Volume	Open Interest	Open price	Price max	Price min	Last price	Closing price	Volume	Open Interest	Volume	Open Interest	
0.250	0.000	0.000	0.000	0.249	-	-	0.000	0.000	0.000	0.249	-	-				0.000	0.000	0.000	0.001	-	-	0.000	0.000	0.000	0.001	-	-				0.003	
0.300	0.000	0.000	0.000	0.199	-	-	0.000	0.000	0.000	0.201	-	-				0.000	0.000	0.000	0.001	-	-	0.000	0.000	0.000	0.002	-	-				0.003	
0.350	0.000	0.000	0.000	0.153	-	-	0.000	0.000	0.000	0.156	-	-				0.000	0.000	0.000	0.004	-	-	0.000	0.000	0.000	0.007	-	-				0.004	
0.400	0.000	0.000	0.000	0.111	-	-	0.000	0.000	0.000	0.116	-	-				0.000	0.000	0.000	0.013	-	-	0.000	0.000	0.000	0.017	-	-				0.004	
0.450	0.000	0.000	0.000	0.077	-	-	0.000	0.000	0.000	0.083	-	-				0.000	0.000	0.000	0.029	-	-	0.000	0.000	0.000	0.034	-	-				0.005	
0.500	0.000	0.000	0.000	0.051	-	-	0.000	0.000	0.000	0.057	-	200				0.000	0.000	0.000	0.052	-	-	0.000	0.000	0.000	0.058	-	-				0.005	
0.550	0.000	0.000	0.000	0.033	-	-	0.000	0.000	0.000	0.039	-	-				0.000	0.000	0.000	0.084	-	-	0.000	0.000	0.000	0.089	-	-				0.006	
0.600	0.000	0.000	0.000	0.020	-	40	0.000	0.000	0.000	0.026	-	-				0.000	0.000	0.000	0.121	-	-	0.000	0.000	0.000	0.126	-	-				0.006	
0.650	0.000	0.000	0.000	0.012	-	-	0.000	0.000	0.000	0.017	-	-				0.000	0.000	0.000	0.163	-	-	0.000	0.000	0.000	0.167	-	-				0.007	
0.700	0.000	0.000	0.000	0.007	-	-	0.000	0.000	0.000	0.010	-	-				0.000	0.000	0.000	0.208	-	-	0.000	0.000	0.000	0.211	-	-				0.007	
0.750	0.000	0.000	0.000	0.004	-	-	0.000	0.000	0.000	0.006	-	-				0.000	0.000	0.000	0.255	-	-	0.000	0.000	0.000	0.257	-	-				0.008	
0.800	0.000	0.000	0.000	0.002	-	-	0.000	0.000	0.000	0.004	-	-				0.000	0.000	0.000	0.304	-	-	0.000	0.000	0.000	0.305	-	-				0.008	
0.850	0.000	0.000	0.000	0.001	-	-	0.000	0.000	0.000	0.003	-	-				0.000	0.000	0.000	0.353	-	-	0.000	0.000	0.000	0.353	-	-				0.009	
0.900	0.000	0.000	0.000	0.001	-	-	0.000	0.000	0.000	0.002	-	-				0.000	0.000	0.000	0.402	-	-	0.000	0.000	0.000	0.402	-	-				0.009	
0.950	0.000	0.000	0.000	0.001	-	-	0.000	0.000	0.000	0.001	-	-				0.000	0.000	0.000	0.452	-	-	0.000	0.000	0.000	0.452	-	-				0.010	
1.000	0.000	0.000	0.000	0.001	-	-					-	-				0.000	0.000	0.000	0.502	-	-					-	-				0.010	
1.100	0.000	0.000	0.000	0.001	-	-					-	-				0.000	0.000	0.000	0.602	-	-					-	-				0.011	
1.200	0.000	0.000	0.000	0.004	-	-					-	-				0.000	0.000	0.000	0.702	-	-					-	-				0.012	
1.300	0.000	0.000	0.000	0.002	-	-					-	-				0.000	0.000	0.000	0.802	-	-					-	-				0.013	
1.400	0.000	0.000	0.000	0.001	-	-					-	-				0.000	0.000	0.000	0.902	-	-					-	-				0.014	
1.500	0.000	0.000	0.000	0.001	-	-					-	-				0.000	0.000	0.000	1.00	-	-					-	-				0.015	
1.600	0.000	0.000	0.000	0.001	-	-					-	-				0.000	0.000	0.000	1.10	-	-					-	-				0.016	
1.700	0.000	0.000	0.000	0.001	-	-					-	-				0.000	0.000	0.000	1.20	-	-					-	-				0.017	
1.800	0.000	0.000	0.000	0.001	-	-					-	-				0.000	0.000	0.000	1.30	-	-					-	-				0.018	
1.900	0.000	0.000	0.000	0.001	-	-					-	-				0.000	0.000	0.000	1.40	-	-					-	-				0.019	
2.000	0.000	0.000	0.000	0.001	-	-					-	-				0.000	0.000	0.000	1.50	-	-					-	-				0.020	
2.200	0.000	0.000	0.000	0.001	-	-					-	-				0.000	0.000	0.000	1.70	-	-					-	-				0.022	
2.400	0.000	0.000	0.000	0.001	-	-					-	-				0.000	0.000	0.000	1.90	-	-					-	-				0.024	
2.600	0.000	0.000	0.000	0.001	-	-					-	-				0.000	0.000	0.000	2.10	-	-					-	-				0.026	
2.800	0.000	0.000	0.000	0.001	-	-					-	-				0.000	0.000	0.000	2.30	-	-					-	-				0.028	
Totals:					0	40						0	200	0	0							0	0							0	0	
Number of Trades:					0							0	0	0									0.00							0	0	



NATIONAL BANK (CR)

(Contract Size: 100 Securities, Exercise Style: American, Physical Delivery)

Call Options														Put Options																		
June 2020							July 2020							Other Months		June 2020							July 2020							Other Months		Exercise Price
Open price	Price max	Price min	Last price	Closing price	Volume	Open Interest	Open price	Price max	Price min	Last price	Closing price	Volume	Open Interest	Volume	Open Interest	Open price	Price max	Price min	Last price	Closing price	Volume	Open Interest	Open price	Price max	Price min	Last price	Closing price	Volume	Open Interest	Volume	Open Interest	
0.600	0.000	0.000	0.000	0.320	-	-										0.000	0.000	0.000	0.001	-	-											0.006
0.650	0.000	0.000	0.000	0.271	-	-	0.000	0.000	0.000	0.279	-	-				0.000	0.000	0.000	0.002	-	-			0.000	0.000	0.000	0.009	-	-			0.007
0.700	0.000	0.000	0.000	0.224	-	-	0.000	0.000	0.000	0.236	-	-				0.000	0.000	0.000	0.005	-	-			0.000	0.000	0.000	0.016	-	-			0.007
0.750	0.000	0.000	0.000	0.180	-	-	0.000	0.000	0.000	0.197	-	-				0.000	0.000	0.000	0.011	-	-			0.000	0.000	0.000	0.027	-	-			0.008
0.800	0.000	0.000	0.000	0.141	-	-	0.000	0.000	0.000	0.162	-	-				0.000	0.000	0.000	0.022	-	-			0.000	0.000	0.000	0.042	-	-			0.008
0.850	0.000	0.000	0.000	0.107	-	-	0.000	0.000	0.000	0.131	-	-				0.000	0.000	0.000	0.038	-	-			0.000	0.000	0.000	0.061	-	-			0.009
0.900	0.000	0.000	0.000	0.079	-	-	0.000	0.000	0.000	0.106	-	-				0.000	0.000	0.000	0.059	-	-			0.000	0.000	0.000	0.085	-	-			0.009
0.950	0.000	0.000	0.000	0.056	-	-	0.000	0.000	0.000	0.084	-	-				0.000	0.000	0.000	0.087	-	-			0.000	0.000	0.000	0.113	-	-			0.010
1.000	0.000	0.000	0.000	0.039	-	25	0.000	0.000	0.000	0.065	-	-				0.000	0.000	0.000	0.120	-	1			0.000	0.000	0.000	0.144	-	-			0.010
1.100	0.000	0.000	0.000	0.018	-	-	0.000	0.000	0.000	0.039	-	-				0.000	0.000	0.000	0.198	-	-			0.000	0.000	0.000	0.218	-	-			0.011
1.200	0.000	0.000	0.000	0.007	-	55	0.000	0.000	0.000	0.023	-	-				0.000	0.000	0.000	0.288	-	-			0.000	0.000	0.000	0.302	-	-			0.012
1.300	0.000	0.000	0.000	0.003	-	-	0.000	0.000	0.000	0.013	-	-				0.000	0.000	0.000	0.384	-	-			0.000	0.000	0.000	0.392	-	-			0.013
1.400	0.000	0.000	0.000	0.001	-	-	0.000	0.000	0.000	0.007	-	-				0.000	0.000	0.000	0.482	-	-			0.000	0.000	0.000	0.486	-	-			0.014
1.500	0.000	0.000	0.000	0.001	-	-	0.000	0.000	0.000	0.004	-	-				0.000	0.000	0.000	0.582	-	-			0.000	0.000	0.000	0.584	-	-			0.015
1.600	0.000	0.000	0.000	0.001	-	-	0.000	0.000	0.000	0.002	-	-				0.000	0.000	0.000	0.682	-	-			0.000	0.000	0.000	0.682	-	-			0.016
1.700	0.000	0.000	0.000	0.002	-	-	0.000	0.000	0.000	0.001	-	-				0.000	0.000	0.000	0.782	-	-			0.000	0.000	0.000	0.782	-	-			0.017
1.800	0.000	0.000	0.000	0.001	-	-	0.000	0.000	0.000	0.001	-	-				0.000	0.000	0.000	0.882	-	-			0.000	0.000	0.000	0.882	-	-			0.018
1.900	0.000	0.000	0.000	0.001	-	-					-	-				0.000	0.000	0.000	0.982	-	-							-	-			0.019
2.000	0.000	0.000	0.000	0.001	-	-					-	-				0.000	0.000	0.000	1.08	-	-							-	-			0.020
2.200	0.000	0.000	0.000	0.001	-	-					-	-				0.000	0.000	0.000	1.28	-	-							-	-			0.022
2.400	0.000	0.000	0.000	0.001	-	-					-	-				0.000	0.000	0.000	1.48	-	-							-	-			0.024
2.600	0.000	0.000	0.000	0.001	-	-					-	-				0.000	0.000	0.000	1.68	-	125							-	-			0.026
2.800	0.000	0.000	0.000	0.001	-	-					-	-				0.000	0.000	0.000	1.88	-	-							-	-			0.028
3.000	0.000	0.000	0.000	0.001	-	-					-	-				0.000	0.000	0.000	2.08	-	154							-	-			0.030
3.200	0.000	0.000	0.000	0.001	-	-					-	-				0.000	0.000	0.000	2.28	-	-							-	-			0.032
3.400	0.000	0.000	0.000	0.002	-	-					-	-				0.000	0.000	0.000	2.48	-	-							-	-			0.034
3.600	0.000	0.000	0.000	0.001	-	-					-	-				0.000	0.000	0.000	2.68	-	-							-	-			0.036
3.800	0.000	0.000	0.000	0.001	-	-					-	-				0.000	0.000	0.000	2.88	-	-							-	-			0.038
4.000	0.000	0.000	0.000	0.001	-	-					-	-				0.000	0.000	0.000	3.08	-	-							-	-			0.040
4.400	0.000	0.000	0.000	0.001	-	-					-	-				0.000	0.000	0.000	3.48	-	-							-	-			0.044
Totals:					0	80					0	0	0	0								0	280					0	0	0	0	
Number of Trades:					0						0		0									0.00						0		0		

OPAP (CR)

(Contract Size: 100 Securities, Exercise Style: American, Physical Delivery)

Call Options														Put Options																				
June 2020							July 2020							Other Months		June 2020							July 2020							Other Months		Exercise Price		
Open price	Price max	Price min	Last price	Closing price	Volume	Open Interest	Open price	Price max	Price min	Last price	Closing price	Volume	Open Interest	Volume	Open Interest	Open price	Price max	Price min	Last price	Closing price	Volume	Open Interest	Open price	Price max	Price min	Last price	Closing price	Volume	Open Interest	Volume	Open Interest			
4.000	0.000	0.000	0.000	3.91	-	-										0.000	0.000	0.000	0.001	-	-											0.040		
4.400	0.000	0.000	0.000	3.51	-	-										0.000	0.000	0.000	0.001	-	-											0.044		
4.800	0.000	0.000	0.000	3.11	-	-	0.000	0.000	0.000	3.12	-	-				0.000	0.000	0.000	0.001	-	-	0.000	0.000	0.000	0.003	-	-				0.048			
5.200	0.000	0.000	0.000	2.71	-	-	0.000	0.000	0.000	2.73	-	-				0.000	0.000	0.000	0.001	-	-	0.000	0.000	0.000	0.010	-	-				0.052			
5.600	0.000	0.000	0.000	2.31	-	-	0.000	0.000	0.000	2.35	-	-				0.000	0.000	0.000	0.002	-	-	0.000	0.000	0.000	0.027	-	-				0.056			
6.000	0.000	0.000	0.000	1.92	-	-	0.000	0.000	0.000	1.98	-	-				0.000	0.000	0.000	0.007	-	11	0.000	0.000	0.000	0.061	-	-				0.060			
6.400	0.000	0.000	0.000	1.54	-	-	0.000	0.000	0.000	1.64	-	-				0.000	0.000	0.000	0.025	-	-	0.000	0.000	0.000	0.119	-	-				0.064			
6.800	0.000	0.000	0.000	1.18	-	-	0.000	0.000	0.000	1.33	-	-				0.000	0.000	0.000	0.067	-	11	0.000	0.000	0.000	0.208	-	-				0.068			
7.200	0.000	0.000	0.000	0.863	-	20	0.000	0.000	0.000	1.06	-	-				0.000	0.000	0.000	0.151	-	5	0.000	0.000	0.000	0.334	-	-				0.072			
7.600	0.000	0.000	0.000	0.595	-	-	0.000	0.000	0.000	0.822	-	-				0.000	0.000	0.000	0.283	-	16	0.000	0.000	0.000	0.499	-	-				0.076			
8.000	0.000	0.000	0.000	0.393	-	20	0.000	0.000	0.000	0.625	-	-				0.000	0.000	0.000	0.481	-	10	0.000	0.000	0.000	0.702	-	-				0.080			
8.400	0.000	0.000	0.000	0.244	-	25	0.000	0.000	0.000	0.464	-	-				0.000	0.000	0.000	0.732	-	-	0.000	0.000	0.000	0.940	-	-				0.084			
8.800	0.000	0.000	0.000	0.143	-	35	0.000	0.000	0.000	0.343	-	-				0.000	0.000	0.000	1.03	-	-	0.000	0.000	0.000	1.22	-	-				0.088			
9.200	0.000	0.000	0.000	0.079	-	5	0.000	0.000	0.000	0.250	-	-				0.000	0.000	0.000	1.37	-	-	0.000	0.000	0.000	1.53	-	-				0.092			
9.600	0.000	0.000	0.000	0.041	-	-	0.000	0.000	0.000	0.177	-	-				0.000	0.000	0.000	1.73	-	-	0.000	0.000	0.000	1.85	-	-				0.096			
10.000	0.000	0.000	0.000	0.021	-	-	0.000	0.000	0.000	0.121	-	-				0.000	0.000	0.000	2.11	-	-	0.000	0.000	0.000	2.20	-	-				0.100			
11.000	0.000	0.000	0.000	0.003	-	-										0.000	0.000	0.000	3.10	-	-										0.110			
12.000	0.000	0.000	0.000	0.001	-	-										0.000	0.000	0.000	4.10	-	-										0.120			
13.000	0.000	0.000	0.000	0.001	-	-										0.000	0.000	0.000	5.10	-	-										0.130			
14.000	0.000	0.000	0.000	0.001	-	-										0.000	0.000	0.000	6.10	-	-										0.140			
15.000	0.000	0.000	0.000	0.001	-	-										0.000	0.000	0.000	7.10	-	-										0.150			
16.000	0.000	0.000	0.000	0.001	-	-										0.000	0.000	0.000	8.10	-	-										0.160			
17.000	0.000	0.000	0.000	0.001	-	-										0.000	0.000	0.000	9.10	-	-										0.170			
Totals:					0	105							0	0	0							0	53							0	0	0	0	0
Number of Trades:					0								0	0									0.00							0		0		

OTE (CR)

(Contract Size: 100 Securities, Exercise Style: American, Physical Delivery)

Call Options														Put Options																		
June 2020							July 2020							Other Months		June 2020							July 2020							Other Months		Exercise Price
Open price	Price max	Price min	Last price	Closing price	Volume	Open Interest	Open price	Price max	Price min	Last price	Closing price	Volume	Open Interest	Volume	Open Interest	Open price	Price max	Price min	Last price	Closing price	Volume	Open Interest	Open price	Price max	Price min	Last price	Closing price	Volume	Open Interest	Volume	Open Interest	
7.200	0.000	0.000	0.000	5.11	-	-										0.000	0.000	0.000	0.001	-	-											0.072
7.600	0.000	0.000	0.000	4.71	-	-										0.000	0.000	0.000	0.001	-	-											0.076
8.000	0.000	0.000	0.000	4.31	-	-										0.000	0.000	0.000	0.001	-	-											0.080
8.400	0.000	0.000	0.000	3.91	-	-	0.000	0.000	0.000		3.94	-	-			0.000	0.000	0.000	0.001	-	-	0.000	0.000	0.000	0.010	-	-					0.084
8.800	0.000	0.000	0.000	3.52	-	-	0.000	0.000	0.000		3.55	-	-			0.000	0.000	0.000	0.001	-	-	0.000	0.000	0.000	0.021	-	-					0.088
9.200	0.000	0.000	0.000	3.12	-	-	0.000	0.000	0.000		3.17	-	-			0.000	0.000	0.000	0.004	-	-	0.000	0.000	0.000	0.040	-	-					0.092
9.600	0.000	0.000	0.000	2.73	-	-	0.000	0.000	0.000		2.80	-	-			0.000	0.000	0.000	0.010	-	-	0.000	0.000	0.000	0.069	-	-					0.096
10.000	0.000	0.000	0.000	2.34	-	-	0.000	0.000	0.000		2.45	-	-			0.000	0.000	0.000	0.024	-	5	0.000	0.000	0.000	0.115	-	-					0.100
11.000	0.000	0.000	0.000	1.46	-	-	0.000	0.000	0.000		1.66	-	-			0.000	0.000	0.000	0.138	-	10	0.000	0.000	0.000	0.327	-	-					0.110
12.000	0.000	0.000	0.000	0.772	-	-	0.000	0.000	0.000		1.05	-	-			0.000	0.000	0.000	0.453	-	-	0.000	0.000	0.000	0.712	-	-					0.120
13.000	0.000	0.000	0.000	0.342	-	36	0.000	0.000	0.000		0.607	-	-			0.000	0.000	0.000	1.02	-	-	0.000	0.000	0.000	1.27	-	-					0.130
14.000	0.147	0.147	0.147	0.147	0.147	5	20	0.288	0.288	0.276	0.276	0.276	10	-		0.000	0.000	0.000	1.81	-	-	0.000	0.000	0.000	2.00	-	-					0.140
15.000	0.000	0.000	0.000	0.039	-	-	0.000	0.000	0.000		0.167	-	-			0.000	0.000	0.000	2.72	-	-	0.000	0.000	0.000	2.83	-	-					0.150
16.000	0.000	0.000	0.000	0.010	-	-	0.000	0.000	0.000		0.081	-	-			0.000	0.000	0.000	3.70	-	-	0.000	0.000	0.000	3.75	-	-					0.160
17.000	0.000	0.000	0.000	0.002	-	-	0.000	0.000	0.000		0.037	-	-			0.000	0.000	0.000	4.70	-	-	0.000	0.000	0.000	4.71	-	-					0.170
18.000	0.000	0.000	0.000	0.001	-	-										0.000	0.000	0.000	5.70	-	-					-	-					0.180
19.000	0.000	0.000	0.000	0.001	-	-										0.000	0.000	0.000	6.70	-	-					-	-					0.190
Totals:					5	56						10	0	0	0					5	15						0	0	0	0	0	
Number of Trades:					1							2	0	0					0.00								0	0	0	0	0	

PIRAEUS BANK (CR)

(Contract Size: 100 Securities, Exercise Style: American, Physical Delivery)

Call Options														Put Options																		
June 2020							July 2020							Other Months		June 2020							July 2020							Other Months		Exercise Price
Open price	Price max	Price min	Last price	Closing price	Volume	Open Interest	Open price	Price max	Price min	Last price	Closing price	Volume	Open Interest	Volume	Open Interest	Open price	Price max	Price min	Last price	Closing price	Volume	Open Interest	Open price	Price max	Price min	Last price	Closing price	Volume	Open Interest	Volume	Open Interest	
0.700	0.000	0.000	0.000	0.322	-	-										0.000	0.000	0.000	0.001	-	-											0.007
0.750	0.000	0.000	0.000	0.274	-	-	0.000	0.000	0.000	0.285	-	-				0.000	0.000	0.000	0.003	-	-			0.000	0.000	0.000	0.012	-	-			0.008
0.800	0.000	0.000	0.000	0.228	-	-	0.000	0.000	0.000	0.244	-	-				0.000	0.000	0.000	0.006	-	-			0.000	0.000	0.000	0.021	-	-			0.008
0.850	0.000	0.000	0.000	0.185	-	-	0.000	0.000	0.000	0.206	-	-				0.000	0.000	0.000	0.013	-	-			0.000	0.000	0.000	0.033	-	-			0.009
0.900	0.000	0.000	0.000	0.146	-	-	0.000	0.000	0.000	0.172	-	-				0.000	0.000	0.000	0.024	-	-			0.000	0.000	0.000	0.049	-	-			0.009
0.950	0.000	0.000	0.000	0.112	-	-	0.000	0.000	0.000	0.141	-	-				0.000	0.000	0.000	0.040	-	-			0.000	0.000	0.000	0.068	-	-			0.010
1.000	0.000	0.000	0.000	0.083	-	-	0.000	0.000	0.000	0.115	-	-				0.000	0.000	0.000	0.062	-	-			0.000	0.000	0.000	0.092	-	-			0.010
1.100	0.000	0.000	0.000	0.043	-	-	0.000	0.000	0.000	0.074	-	-				0.000	0.000	0.000	0.121	-	-			0.000	0.000	0.000	0.151	-	-			0.011
1.200	0.000	0.000	0.000	0.020	-	50	0.000	0.000	0.000	0.046	-	-				0.000	0.000	0.000	0.198	-	-			0.000	0.000	0.000	0.223	-	-			0.012
1.300	0.000	0.000	0.000	0.008	-	-	0.000	0.000	0.000	0.028	-	-				0.000	0.000	0.000	0.287	-	-			0.000	0.000	0.000	0.305	-	-			0.013
1.400	0.000	0.000	0.000	0.003	-	-	0.000	0.000	0.000	0.016	-	-				0.000	0.000	0.000	0.382	-	-			0.000	0.000	0.000	0.393	-	-			0.014
1.500	0.000	0.000	0.000	0.001	-	-	0.000	0.000	0.000	0.009	-	-				0.000	0.000	0.000	0.480	-	-			0.000	0.000	0.000	0.487	-	-			0.015
1.600	0.000	0.000	0.000	0.001	-	-	0.000	0.000	0.000	0.005	-	-				0.000	0.000	0.000	0.580	-	-			0.000	0.000	0.000	0.583	-	-			0.016
1.700	0.000	0.000	0.000	0.001	-	-	0.000	0.000	0.000	0.003	-	-				0.000	0.000	0.000	0.680	-	-			0.000	0.000	0.000	0.681	-	-			0.017
1.800	0.000	0.000	0.000	0.001	-	-	0.000	0.000	0.000	0.002	-	-				0.000	0.000	0.000	0.780	-	-			0.000	0.000	0.000	0.780	-	-			0.018
1.900	0.000	0.000	0.000	0.001	-	-					-	-				0.000	0.000	0.000	0.880	-	-											0.019
2.000	0.000	0.000	0.000	0.001	-	-					-	-				0.000	0.000	0.000	0.980	-	-											0.020
2.200	0.000	0.000	0.000	0.001	-	-					-	-				0.000	0.000	0.000	1.18	-	-											0.022
2.400	0.000	0.000	0.000	0.001	-	-					-	-				0.000	0.000	0.000	1.38	-	-											0.024
2.600	0.000	0.000	0.000	0.001	-	-					-	-				0.000	0.000	0.000	1.58	-	-											0.026
2.800	0.000	0.000	0.000	0.001	-	-					-	-				0.000	0.000	0.000	1.78	-	-											0.028
3.000	0.000	0.000	0.000	0.001	-	-					-	-				0.000	0.000	0.000	1.98	-	-											0.030
3.200	0.000	0.000	0.000	0.001	-	-					-	-				0.000	0.000	0.000	2.18	-	-											0.032
3.400	0.000	0.000	0.000	0.001	-	-					-	-				0.000	0.000	0.000	2.38	-	-											0.034
3.600	0.000	0.000	0.000	0.001	-	-					-	-				0.000	0.000	0.000	2.58	-	-											0.036
3.800	0.000	0.000	0.000	0.001	-	-					-	-				0.000	0.000	0.000	2.78	-	-											0.038
4.000	0.000	0.000	0.000	0.007	-	-					-	-				0.000	0.000	0.000	2.98	-	-											0.040
4.400	0.000	0.000	0.000	0.002	-	-					-	-				0.000	0.000	0.000	3.38	-	-											0.044
4.800	0.000	0.000	0.000	0.001	-	-					-	-				0.000	0.000	0.000	3.78	-	-											0.048
Totals:					0	50						0	0	0	0	0						0	0							0	0	
Number of Trades:					0							0	0	0			0.00						0							0		

PPC (CR)

(Contract Size: 100 Securities, Exercise Style: American, Physical Delivery)

Call Options														Put Options																			
June 2020							July 2020							Other Months		June 2020							July 2020							Other Months		Exercise Price	
Open price	Price max	Price min	Last price	Closing price	Volume	Open Interest	Open price	Price max	Price min	Last price	Closing price	Volume	Open Interest	Volume	Open Interest	Open price	Price max	Price min	Last price	Closing price	Volume	Open Interest	Open price	Price max	Price min	Last price	Closing price	Volume	Open Interest	Volume	Open Interest		
1.000	0.000	0.000	0.000	1.86	-	-										0.000	0.000	0.000	0.001	-	-											0.010	
1.100	0.000	0.000	0.000	1.76	-	-										0.000	0.000	0.000	0.001	-	-											0.011	
1.200	0.000	0.000	0.000	1.66	-	-										0.000	0.000	0.000	0.001	-	-											0.012	
1.300	0.000	0.000	0.000	1.56	-	-										0.000	0.000	0.000	0.001	-	-											0.013	
1.400	0.000	0.000	0.000	1.46	-	-										0.000	0.000	0.000	0.001	-	-											0.014	
1.500	0.000	0.000	0.000	1.36	-	-										0.000	0.000	0.000	0.002	-	-											0.015	
1.600	0.000	0.000	0.000	1.26	-	-										0.000	0.000	0.000	0.001	-	-											0.016	
1.700	0.000	0.000	0.000	1.16	-	-	0.000	0.000	0.000	1.17	-	-				0.000	0.000	0.000	0.002	-	-	0.000	0.000	0.000	0.007	-	-					0.017	
1.800	0.000	0.000	0.000	1.06	-	-	0.000	0.000	0.000	1.08	-	-				0.000	0.000	0.000	0.001	-	-	0.000	0.000	0.000	0.011	-	-					0.018	
1.900	0.000	0.000	0.000	0.966	-	-	0.000	0.000	0.000	0.985	-	-				0.000	0.000	0.000	0.002	-	-	0.000	0.000	0.000	0.019	-	-					0.019	
2.000	0.000	0.000	0.000	0.869	-	-	0.000	0.000	0.000	0.896	-	-				0.000	0.000	0.000	0.005	-	-	0.000	0.000	0.000	0.029	-	-					0.020	
2.200	0.000	0.000	0.000	0.682	-	-	0.000	0.000	0.000	0.728	-	-				0.000	0.000	0.000	0.018	-	-	0.000	0.000	0.000	0.061	-	-					0.022	
2.400	0.000	0.000	0.000	0.512	-	-	0.000	0.000	0.000	0.579	-	-				0.000	0.000	0.000	0.048	-	-	0.000	0.000	0.000	0.112	-	-					0.024	
2.600	0.000	0.000	0.000	0.367	-	-	0.000	0.000	0.000	0.451	-	-				0.000	0.000	0.000	0.102	-	-	0.000	0.000	0.000	0.183	-	-					0.026	
2.800	0.000	0.000	0.000	0.250	-	-	0.000	0.000	0.000	0.345	-	-				0.000	0.000	0.000	0.186	-	-	0.000	0.000	0.000	0.277	-	-					0.028	
3.000	0.000	0.000	0.000	0.162	-	-	0.000	0.000	0.000	0.260	-	-				0.000	0.000	0.000	0.297	-	-	0.000	0.000	0.000	0.391	-	-					0.030	
3.200	0.000	0.000	0.000	0.100	-	-	0.000	0.000	0.000	0.193	-	-				0.000	0.000	0.000	0.436	-	-	0.000	0.000	0.000	0.524	-	-					0.032	
3.400	0.000	0.000	0.000	0.060	-	-	0.000	0.000	0.000	0.140	-	-				0.000	0.000	0.000	0.596	-	-	0.000	0.000	0.000	0.671	-	-					0.034	
3.600	0.000	0.000	0.000	0.035	-	-	0.000	0.000	0.000	0.100	-	-				0.000	0.000	0.000	0.770	-	-	0.000	0.000	0.000	0.830	-	-					0.036	
3.800	0.000	0.000	0.000	0.019	-	-	0.000	0.000	0.000	0.072	-	-				0.000	0.000	0.000	0.955	-	-	0.000	0.000	0.000	1.00	-	-					0.038	
4.000	0.000	0.000	0.000	0.010	-	-					-	-				0.000	0.000	0.000	1.15	-	-					-	-					0.040	
4.400	0.000	0.000	0.000	0.003	-	-					-	-				0.000	0.000	0.000	1.54	-	-					-	-					0.044	
4.800	0.000	0.000	0.000	0.001	-	-					-	-				0.000	0.000	0.000	1.94	-	-					-	-					0.048	
5.200	0.000	0.000	0.000	0.001	-	-					-	-				0.000	0.000	0.000	2.34	-	-					-	-					0.052	
5.600	0.000	0.000	0.000	0.001	-	-					-	-				0.000	0.000	0.000	2.74	-	-					-	-					0.056	
6.000	0.000	0.000	0.000	0.001	-	-					-	-				0.000	0.000	0.000	3.14	-	-					-	-					0.060	
6.400	0.000	0.000	0.000	0.001	-	-					-	-				0.000	0.000	0.000	3.54	-	-					-	-					0.064	
Totals:					0	0																											
Number of Trades:					0																												

Lending Products	Underlying Title	Open Interest[5]	Multilateral Transactions[1]				Bilateral Transactions[2]		Stock Borrowing through OTC (volume)[3]
			Volume(Offered)	Average Weighted	Transactions volume	Average Weighted	Transactions Volume	Average Weighted	Transactions Volume
ADMIEBOR	ADMIE (IPTO) HOLDING S.A. (CR)	17,334	---	---	---	---	---	157,344	
AEGNBOR	AEGEAN AIRLINES (CR)	3,430	---	---	---	---	---	54,074	
ALPHABOR	ALPHA BANK (CR)	8,589	---	---	---	---	---	57,167,448	
ALMYBOR	ALUMIL (CR)	---	---	---	---	---	---	---	
TATTBOR	ATTICA BANK S.A. (CR)	14,603	---	---	---	---	---	370	
EEEBOR	CC HBC AG (CR)	2	---	---	---	---	---	70,546	
CENERBOR	CENERGY HOLDINGS (CB)	400	---	---	---	---	---	---	
ELLAKTORBOR	ELLAKTOR (CR)	---	---	---	---	---	---	187,898	
EUROBBOR	EUROBANK HOLDINGS (CR)	154,131	---	---	---	---	---	85,023,187	
EYDAPBOR	EYDAP S.A. (CR)	200	---	---	---	---	---	232,781	
FFGRPBOR	FOLLI FOLLIE (CR)	---	---	---	---	---	---	1,120,847	
FOYRKBOR	FOURLIS (CR)	3,000	---	---	---	---	---	23,892	
GEKTERNABOR	GEK TERNA (CR)	5,800	---	---	---	---	---	35,193	
SARBOR	GR. SARANTIS S.A. (CR)	---	---	---	---	---	---	16,512	
EXAEBOR	HELLENIC EXCHANGES-A.S.E. (CR)	94,500	---	---	---	---	---	163,165	
ELPEBOR	HELLENIC PETROLEUM (CR)	2,700	---	---	---	---	---	69,717	
INTRKBOR	INTRACOM HOLDINGS (CR)	2,100	---	---	---	---	---	---	
INLOTBOR	INTRALOT (CR)	500	---	---	---	---	---	104,512	
BELABOR	JUMBO SA (CR)	17,700	---	---	3,000	2.65%	---	78,098	
LAMDABOR	LAMDA DEVELOPMENT SA (CR)	930	---	---	---	---	---	40,056	
MIGBOR	MARFIN INVESTMENT GROUP (CR)	---	---	---	---	---	---	794,474	
MOHBOR	MOTOR OIL (CR)	3,900	---	---	---	---	---	10,420	
MYTILBOR	MYTILINEOS (CR)	1,500	---	---	2,000	2.65%	---	25,742	
ETEBOR	NATIONAL BANK (CR)	31,129	---	---	---	---	---	13,880,738	
OPAPBOR	OPAP (CR)	53,350	---	---	28	2.65%	---	1,307,594	
HTOBOR	OTE (CR)	6,017	---	---	---	---	---	535,504	
PPABOR	P.P.A. S.A. (CR)	250	---	---	---	---	100	1.00%	2,901
TPEIRBOR	PIRAEUS BANK (CR)	30,079	---	---	---	---	---	19,885,387	
PLAISBOR	PLAISIO COMPUTERS SA (CR)	---	---	---	---	---	---	4,000	
PPCBOR	PPC (CR)	10,000	---	---	---	---	---	5,851,598	
QUALBOR	QUALITY & RELIABILITY SA (CR)	---	---	---	---	---	---	---	

## Stock Lending Notes

[1] - Multilateral contracts Lending or Borrowing as per Methods 8-1, 8-2 and 8-3-3 (According to ATHEX BoD Resolution No.17)

[2] - Bilateral Contracts Lending or Borrowing as per Methods 8-3-1 and 8-3-2 (According to ATHEX BoD Resolution No.20 )

[3] - The information concerning OTC Stock Borrowing Transactions is based on the statements of the Dematerialised Securities System (DSS) operators involved and refers to volumes that have been registered up until the previous working day.

[4] - Average Price (Volume weighted)

[5] - The Data concerning Open Interest before the start of trading session

Lending Products	Underlying Title	Open Interest[5]	Multilateral Transactions[1]				Bilateral Transactions[2]		Stock Borrowing through OTC (volume)[3]
			Volume(Offered)	Average Weighted	Transactions volume	Average Weighted	Transactions Volume	Average Weighted	Transactions Volume
TENERGYBOR	TERNA ENERGY (CR)	750	---	---	---	---	---	24,592	
TITCBOR	TITAN CEMENT (CB)	14,912	---	---	---	---	---	211,032	
VIOBOR	VIOHALCO SA/NV (CB)	400	---	---	---	---	---	---	

## Stock Lending Notes

[1] - Multilateral contracts Lending or Borrowing as per Methods 8-1, 8-2 and 8-3-3 (According to ATHEX BoD Resolution No.17)

[2] - Bilateral Contracts Lending or Borrowing as per Methods 8-3-1 and 8-3-2 (According to ATHEX BoD Resolution No.20 )

[3] - The information concerning OTC Stock Borrowing Transactions is based on the statements of the Dematerialised Securities System (DSS) operators involved and refers to volumes that have been registered up until the previous working day.

[4] - Average Price (Volume weighted)

[5] - The Data concerning Open Interest before the start of trading session

## Sectors codification for listed companies

12003-	ETF	10101010	Computer Services
10101015	Software	10102030	Computer Hardware
15101010	Telecommunications Equipment	15102015	Telecommunications Services
20101010	Health Care Facilities	20101025	Health Care Services
20102010	Medical Equipment	20103015	Pharmaceuticals
30101010	Banks	30202000	Diversified Financial Services
30202010	Asset Managers & Custodians	30202015	Investment Services
30302010	Full Line Insurance	30302015	Insurance Brokers
35101010	Real Estate Holding and Development	35101015	Real Estate Services
35102000	Diversified REITs	35102030	Office REITs
40201040	Rental & Leasing Services: Consumer	40202010	Home Construction
40202015	Household Furnishings	40202020	Household Appliance
40203040	Electronic Entertainment	40203045	Toys
40204020	Clothing & Accessories	40301010	Entertainment
40301030	Publishing	40301035	Radio & TV Broadcasters
40401010	Diversified Retailers	40401020	Apparel Retailers
40401025	Home Improvement Retailers	40401030	Specialty Retailers
40501010	Airlines	40501015	Travel & Tourism
40501020	Casinos & Gambling	40501025	Hotels & Motels
45101015	Distillers & Vintners	45101020	Soft Drinks
45102010	Farming Fishing Ranching & Plantations	45102020	Food Products
45103010	Tobacco	45201010	Food Retailers & Wholesalers
45201020	Personal Products	50101010	Construction
50101030	Cement	50101035	Building Materials: Other
50202010	Electrical Components	50203000	Diversified Industrials
50203015	Plastics	50203030	Containers & Packaging
50204000	Machinery: Industrial	50204020	Machinery: Construction & Handling
50205010	Industrial Suppliers	50205020	Back Office Support HR & Consulting
50205030	Forms & Bulk Printing Services	50206015	Commercial Vehicles & Parts
50206030	Marine Transportation	50206060	Transportation Services
55101000	Diversified Materials	55101020	Textile Products
55102000	General Mining	55102010	Iron & Steel
55102015	Metal Fabricating	55102035	Aluminum
60101000	Integrated Oil & Gas	60101020	Oil Refining and Marketing
65101010	Alternative Electricity	65101015	Conventional Electricity
65102030	Water		





**ATHEX**  
Athens Stock Exchange

Λεωφ. Αθηνών 110 104 42 Αθήνα  
110, Athinon Ave. GR 104 42 Athens  
tel. (+30)210-33.66.800, fax (+30)210-33.66.101  
[www.athexgroup.gr](http://www.athexgroup.gr)