

20

Ημερήσιο Δελτίο
Συναλλακτικής Δραστηριότητας

Daily Official List
of Trading Activity

Thursday, 14 May, 2020

Year: 141 Trading Day No: 88



ATHEXGROUP
Athens Exchange Group

Disclaimer:

Hellenic Exchanges-Athens Stock Exchange S.A endeavours to ensure that the data and other material ("Information") presented on the Daily Official List are accurate and complete, but it is not liable for any errors or omissions of data or /and for the accuracy, credibility, updating and completeness of the aforesaid information nor it has any liability arising directly or indirectly from the use of the above Information.

The Company is not liable for the accuracy of the data included in listed companies' announcements. Only the sender of such an announcement is fully and solely liable for any infringement of third party's rights from the content of such announcement. All contents of the Daily Official List are provided only for information purposes and do not constitute investment advice or solicitation to invest in securities or other products listed for trading on the Exchange.

You acknowledge and agree that the Company is the owner of any property rights related to any Information appearing on the Daily Official List including intellectual property rights copyright, trademarks, etc.

The above data are a property of the Hellenic Exchanges-Athens Exchange and are copyright protected. Users are forbidden to reproduce, modify, copy, sale, transmit or redistribute, by all reproduction means and methods, part or the whole of the above data, without reference to their source.

The commercial exploitation of these data is, also, forbidden by third parties. Hellenic Exchanges-Athens Exchange does not carry any responsibility, direct or indirect, derived from usage or accidental alteration of the above data when used by third parties.

Hellenic Exchanges – Athens Stock Exchange S.A.

110 Athinon Ave., 10442 Athens, Tel: (210) 33.66.800, Fax: (210) 32.13.938

www.athexgroup.gr

Thessalonica Stock Exchange Center (T.S.E.C)

16-18 Katouni Str., Thessalonica 546 25 Tel: (2310) 567.667, Fax: (2310) 530.545

Athex Members Guarantee Fund

14-16 Fidiou Str., Athens 106 78, Tel: (210) 33.04.682, Fax: (210) 33.04.155

Hellenic Republic Capital Market Commission

1 Kolokotroni Str. & 1 Stadiou Str., Athens 10562 Tel: (210) 33.77.100 Fax: (210) 33.77.173

Table of Contents

Section 1: Statistical Figures of Securities, Derivatives and Lending

Summary of Markets

Athex Indices

Analytic Figures for Athex Market's Boards and Categories

Trading Details by Athex Sectors and Financial Instruments (ETFs)

Top 10 best & worst performing Shares

Derivatives Summary

Section 2: Analytic Figures of Shares Transactions

Analytic Figures of Shares Transactions

Shares' Notes

Section 3: Figures of Securities Transactions

Securities Blocks Details

Shares Rights Details

Stock Borrowing

Securities Forced Sales

Forced Sales Registered Shares

Exchange Traded Funds (ETFs) Characteristics

Section 5: Bonds traded in Fixed Income Assets Market

Convertible Corporate Bonds - Regulated Market

Non Convertible Corporate Bonds - Regulated Market

Government Bonds

Treasury Bills & Zero Coupon Government Bonds

Government Bonds Traded with the Open Outcry Method

State Banks Bonds

Section 6: Additional Infos

Athex & ATHEXClear Members List

List of Stocks under Market Making operations

Section 7: Derivatives Market Analytic Figures

Index Futures

Stock Futures

Index Options

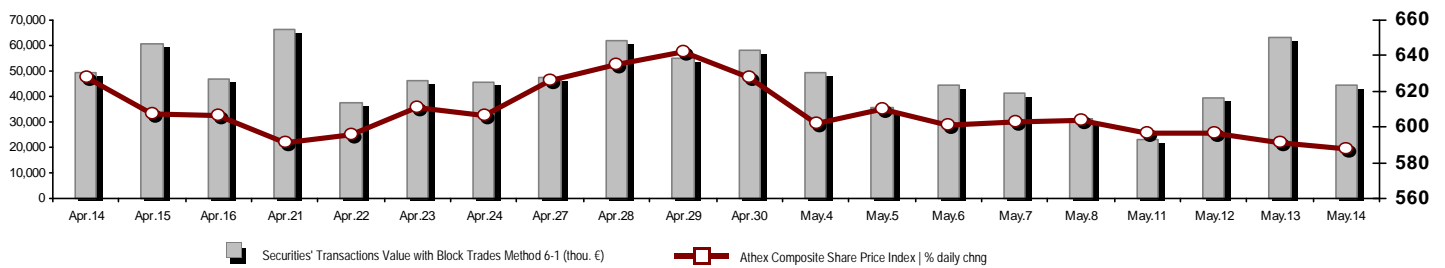
Stock Options

Stock Lending Analytic Figures

Appendix A: Sectors codification for listed companies

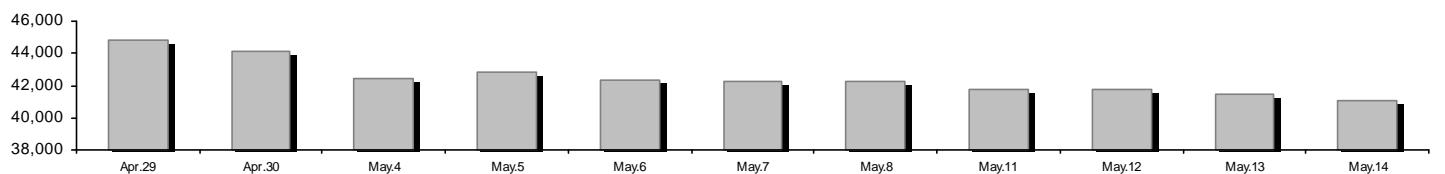
Summary of Markets

Athex Composite Share Price Index vs Shares and Derivatives Transactions Value



Athex Capitalisation (mill. €)**:	41,078.95	Derivatives Total Open Interest	181,783
Daily change: mill. € %	-374.82 -0.90%	in Index Futures % daily chng	3,638 4.78%
Yearly Avg Capitalisation: mill. € % chng prev year Avg	50,854.35 -7.17%	in Stock Futures % daily chng	174,655 -1.72%
Athex Composite Share Price Index % daily chng	588.12 -0.46%	in Index Options % daily chng	2,112 4.40%
Athex Composite Share Price Index Capitalisation (mill. €)	35,965.19	in Stock Options % daily chng	1,378 0.36%
Daily change (mill. €)	-378.02		
Securities' Transactions Value with Block Trades Method 6-1 (t)	44,415.41	Derivatives Contracts Volume:	28,250
Daily change: %	-18,878.93 -29.83%	Daily change: pieces %	-4,601 -14.01%
YtD Avg Trans. Value: thou. € % chng prev year Avg	73,609.50 11.86%	YtD Avg Derivatives Contracts % chng prev year Avg	32,769 -21.78%
Blocks Transactions Value of Method 6-1 (thou. €)	1,189.32	Derivatives Trades Number:	1,777
Blocks Transactions Value of Method 6-2 & 6-3 (thou. €)	79.78	Daily change: number %	-461 -20.60%
Bonds Transactions Value (thou.€)	676.65	YtD Avg Trades number % chng prev year Avg	2,773 -2.66%
Securities' Transactions Volume with Block Trades Method 6-1 (tho)	43,124.68	Lending Total Open Interest	308,582
Daily change: thou. pieces %	-31,208.17 -41.98%	Daily change: pieces %	-8,773 -2.76%
YtD Avg Volume: % chng prev year Avg	40,934.54 28.93%	Lending Volume (Multilateral/Bilateral)	12,000
Blocks Transactions Volume of Method 6-1 (thou. Pieces)	1,483.36	Daily change: pieces %	5,000
Blocks Transactions Volume of Method 6-2 & 6-3 (thou. Pieces)	3.70	Multilateral Lending	7,500
Bonds Transactions Volume	728,782	Bilateral Lending	4,500
Securities' Trades Number with Block Trades Method 6-1	30,930	Lending Trades Number:	9
Daily change: number %	-12,125 -28.16%	Daily change: %	8
YtD Avg Trades number % chng prev year Avg	35,728 31.60%	Multilateral Lending Trades Number	7
Number of Blocks Method 6-1	3	Bilateral Lending Trades Number	2
Number of Blocks Method 6-2 & 6-3	1		
Number of Bonds Transactions	131		

Athex Capitalisation (mill. €)**



Daily Fluctuation of Athex Composite Share Price Index



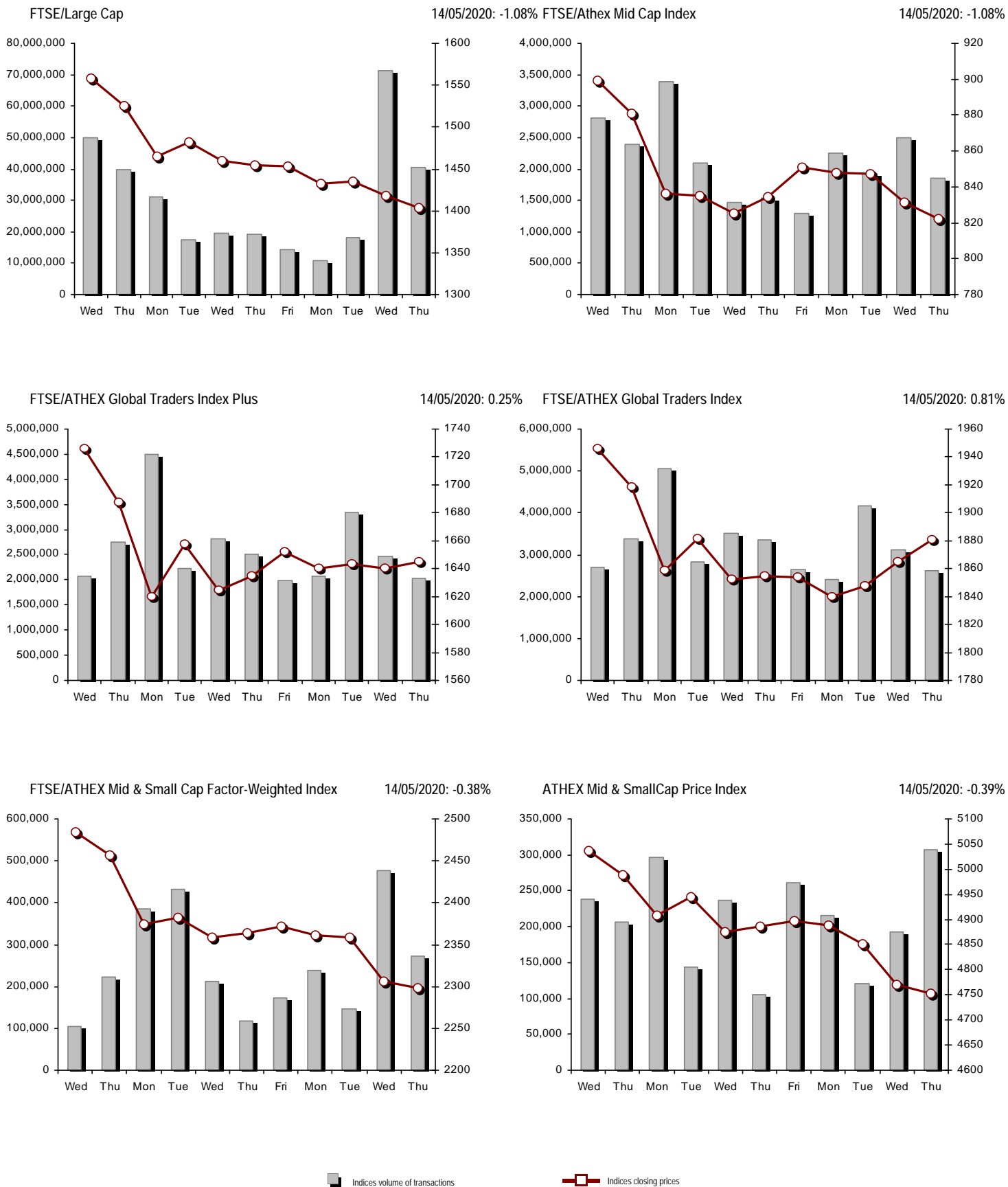
Athex Indices

Index name	14/05/2020	13/05/2020	pts.	%	Min	Max	Year min	Year max	Year change
Athex Composite Share Price Index	588.12 €	590.84	-2.72	-0.46%	584.87	592.74	469.55	949.20	-35.84% €
FTSE/Athex Large Cap	1,403.17 €	1,418.51	-15.34	-1.08%	1,396.31	1,420.71	1,135.79	2,371.26	-38.94% €
FTSE/Athex Mid Cap Index	822.10 €	831.08	-8.98	-1.08%	817.70	832.58	659.09	1,298.86	-31.21% €
FTSE/ATHEX-CSE Banking Index	202.86 €	210.95	-8.09	-3.84%	199.24	212.58	199.24	673.55	-69.72% €
FTSE/ATHEX High Dividend Yield Index	2,201.21 #	2,186.66	14.55	0.67%	2,178.67	2,203.59	1,730.40	3,015.23	-25.17% €
FTSE/ATHEX Global Traders Index Plus	1,644.66 #	1,640.56	4.10	0.25%	1,628.64	1,650.99	1,269.53	2,435.50	-29.07% €
FTSE/ATHEX Global Traders Index	1,880.30 #	1,865.25	15.05	0.81%	1,861.54	1,883.14	1,458.31	2,560.38	-24.26% €
FTSE/ATHEX Mid & Small Cap Factor-Weighted Ind	2,298.03 €	2,306.71	-8.68	-0.38%	2,288.19	2,310.33	2,028.59	3,205.70	-22.77% €
ATHEX Select Index Plus	2,158.36 #	2,152.81	5.55	0.26%	2,133.20	2,171.64	1,698.34	3,182.42	-28.00% €
ATHEX Select Index	2,268.20 €	2,298.28	-30.08	-1.31%	2,263.06	2,303.88	1,734.15	3,581.16	-30.70% €
ATHEX Mid & SmallCap Price Index	4,752.24 €	4,770.90	-18.66	-0.39%	4,694.30	4,776.39	3,964.16	6,324.97	-19.95% €
FTSE/Athex Market Index	349.01 €	352.82	-3.81	-1.08%	347.42	353.24	282.92	587.56	-38.64% €
FTSE Med Index	3,995.58 €	4,070.48	-74.91	-1.84%			3,062.99	5,342.28	-19.75% €
Athex Composite Index Total Return Index	966.22 €	970.68	-4.46	-0.46%	960.87	973.81	770.25	1,557.05	-35.39% €
FTSE/ATHEX Large Cap Net Total Return	641.96 €	648.98	-7.02	-1.08%	638.83	649.99	519.48	1,084.55	-38.46% €
Hellenic Mid & Small Cap Index	907.74 #	905.72	2.02	0.22%	901.30	909.62	701.19	1,312.90	-27.58% €
FTSE/Athex Banks	268.03 €	278.72	-10.69	-3.84%	263.25	280.88	263.25	889.92	-69.72% €
FTSE/Athex Insurance	1,482.89 €	1,538.70	-55.81	-3.63%	1,474.92	1,538.70	1,076.29	2,088.80	-26.77% €
FTSE/Athex Financial Services	698.49 #	698.13	0.36	0.05%	674.66	702.07	548.44	1,123.81	-29.93% €
FTSE/Athex Industrial Goods & Services	1,705.45 €	1,725.90	-20.45	-1.18%	1,698.97	1,731.68	1,302.84	2,712.84	-33.42% €
FTSE/Athex Retail	43.91 €	44.22	-0.31	-0.70%	43.87	44.22	38.18	75.77	-36.95% €
FTSE/ATHEX Real Estate	3,935.92 #	3,839.03	96.89	2.52%	3,798.90	4,032.47	2,945.19	5,826.74	-27.98% €
FTSE/Athex Personal & Household Goods	7,769.95 #	7,657.31	112.64	1.47%	7,627.12	7,829.22	5,596.91	10,280.00	-20.80% €
FTSE/Athex Food & Beverage	7,572.33 €	7,952.32	-379.99	-4.78%	7,572.33	7,952.32	5,768.28	13,004.12	-32.77% €
FTSE/Athex Basic Resources	3,979.41 #	3,972.19	7.22	0.18%	3,847.17	3,991.06	2,713.19	7,435.44	-38.38% €
FTSE/Athex Construction & Materials	2,002.14 #	1,988.95	13.19	0.66%	1,970.24	2,014.87	1,403.78	3,344.96	-35.06% €
FTSE/Athex Oil & Gas	3,269.93 #	3,226.16	43.77	1.36%	3,187.35	3,275.92	2,268.39	5,154.35	-35.23% €
FTSE/Athex Chemicals	7,686.39 #	7,640.39	46.00	0.60%	7,457.60	7,785.35	5,513.26	9,442.19	-13.29% €
FTSE/Athex Travel & Leisure	1,260.08 €	1,267.22	-7.14	-0.56%	1,246.71	1,273.94	904.20	2,084.49	-35.04% €
FTSE/Athex Technology	719.47 €	740.35	-20.88	-2.82%	715.38	742.11	537.98	1,029.21	-20.10% €
FTSE/Athex Telecommunications	3,278.31 #	3,220.51	57.80	1.79%	3,220.51	3,327.86	2,480.07	3,960.95	-16.48% €
FTSE/Athex Utilities	2,683.90 #	2,657.31	26.59	1.00%	2,650.10	2,702.99	1,865.80	3,447.76	-15.74% €
FTSE/Athex Health Care	448.78 ~	448.78	0.00	0.00%	448.78	448.78	395.48	508.96	-11.10% €
Athex All Share Index	144.49 €	145.82	-1.33	-0.91%	144.49	144.49	122.81	223.49	-33.00% €
Hellenic Corporate Bond Index	110.69 #	110.61	0.08	0.07%			106.56	121.22	-7.97% €
Hellenic Corporate Bond Price Index	86.94 #	86.88	0.05	0.06%			84.04	96.15	-9.16% €

Note 1: FTSE/Med 100, Hellenic Corporate Bond Price Index and Hellenic Corporate Bond Index closing prices refer to the previous trading day of 12/05/2020.

Note 2: The Hellenic Mid & Small Cap Index is a Customized index calculated by the Athens Exchange.

Athex Indices



Analytic Figures for Athex Market's Boards and Categories

	Total Traded Securities	Main Market	Surveillance	Exchange Traded Funds (ETFs)
Totals	118	102	15	1
Gain / Lose / Same:	33 / 62 / 23	32 / 59 / 11	1 / 2 / 12	0 / 1 / 0
Athex Capitalisation (mill. €) **	41,078.95	40,832.94	246.01	
Daily Average Trans/ons Value(thou.€)	73,609.50	73,529.12	96.58	74.79
Transactions Value	44,495.19	44,464.05	21.07	10.07
Main Board:	43,226.09	43,194.95	21.07	10.07
Blocks Board 6_2_3:	1,269.10	1,269.10	0.00	0.00
Forced Sales Board:	0.00	0.00	0.00	0.00
Special Terms Board:	0.00	0.00	0.00	0.00
Daily Average Transactions Volume	40,934,541	40,357,464	597,942	3,845
Transactions Volume	43,128,381	42,916,203	211,488	690
Main Board:	41,641,319	41,429,141	211,488	690
Blocks Board 6_2_3:	1,487,062	1,487,062	0	0
Forced Sales Board:	0	0	0	0
Special Terms Board:	0	0	0	0
Daily Average Number of Trades	35,728	35,574	151	5
Number of Trades	30,931	30,850	79	2
Main Board:	30,927	30,846	79	2
Blocks Board 6_2_3:	4	4	0	0
Forced Sales Board:	0	0	0	0
Special Terms Board:	0	0	0	0

Trading Details by Athex Sectors and Financial Instruments (ETFs)

Code	Sectors	Gain / Lose / Same	Number of Trades	Transactions Volume	Transactions Value	% of Total Trans. Value
3010	- Banks	1 / 5 / 0	14,193	36,775,564	17,168,223.96	38.58%
5510	- Basic Resources	8 / 4 / 2	657	286,745	472,534.28	1.06%
5010	- Construction & Materials	1 / 7 / 5	1,804	843,053	2,309,645.24	5.19%
4020	- Consumer Products & Services	1 / 4 / 2	1,427	507,861	1,658,104.90	3.73%
6010	- Energy	1 / 1 / 1	989	122,581	1,291,639.20	2.90%
12000	- Financial Instruments	0 / 1 / 0	2	690	10,074.00	0.02%
3020	- Financial Services	1 / 3 / 0	1,082	1,000,129	1,182,077.50	2.66%
4510	- Food Beverage & Tobacco	2 / 5 / 4	893	241,502	4,075,027.67	9.16%
2010	- Health Care	0 / 2 / 1	16	1,905	2,735.00	0.01%
5020	- Industrial Goods & Service	7 / 9 / 4	2,106	675,471	2,924,989.79	6.57%
3030	- Insurance	0 / 1 / 0	43	7,725	29,140.35	0.07%
4030	- Media	1 / 0 / 0	3	481	95.49	0.00%
4520	- Personal Care, Drug & Grocery Stores	0 / 2 / 0	241	71,235	593,964.62	1.33%
3510	- Real Estate	2 / 3 / 1	814	217,353	1,141,325.47	2.57%
4040	- Retail	2 / 3 / 0	227	68,110	221,348.48	0.50%
1010	- Technology	2 / 4 / 0	429	104,291	459,625.49	1.03%
1510	- Telecommunications	1 / 2 / 1	2,002	539,169	5,576,384.13	12.53%
4050	- Travel & Leisure	1 / 3 / 2	1,728	740,671	2,520,683.42	5.67%
6510	- Utilities	2 / 3 / 0	2,275	923,845	2,857,573.01	6.42%

Top 10 best & worst performing Shares

Main Market

With positive Price change	Closing price	change	With negative Price change	Closing price	change
ADMIE (IPTO) HOLDING S.A. (CR)	2.08	4.00% #	EUROBANK HOLDINGS (CR)	0.283	-5.67% €
LAMDA DEVELOPMENT SA (CR)	5.85	2.99% #	CNL CAPITAL (CR)	7.4	-5.13% €
MOTOR OIL (CR)	13.28	2.95% #	CC HBC AG (CR)	20.21	-4.85% €
GEK TERNA (CR)	5.9	2.79% #	QUEST HOLDINGS (CR)	7.44	-4.37% €
JUMBO SA (CR)	14.68	2.73% #	PIRAEUS BANK (CR)	1.0535	-4.31% €
CENERGY HOLDINGS (CB)	0.91	2.25% #	GR. SARANTIS S.A. (CR)	8.28	-3.94% €
TERNA ENERGY (CR)	8.56	1.91% #	NATIONAL BANK (CR)	0.9616	-3.74% €
OTE (CR)	11.91	1.80% #	EUROPEAN RELIANCE INSUR. (CR)	3.72	-3.63% €
THRACE PLASTICS SA (CR)	1.842	1.32% #	ALUMIL (CR)	0.704	-3.56% €
ELVALHALCOR (CR)	1.184	1.20% #	MARFIN INVESTMENT GROUP (CR)	0.0573	-2.88% €
With the highest Transactions Value	Value (thou. €)	change	With the highest Transactions Volume	Volume	change
EUROBANK HOLDINGS (CR)	6,454.54	-5.67% €	EUROBANK HOLDINGS (CR)	22,208,219	-5.67% €
OTE (CR)	5,542.19	1.80% #	ALPHA BANK (CR)	7,918,794	-1.89% €
NATIONAL BANK (CR)	4,508.93	-3.74% €	NATIONAL BANK (CR)	4,608,866	-3.74% €
ALPHA BANK (CR)	4,132.10	-1.89% €	PIRAEUS BANK (CR)	1,866,411	-4.31% €
CC HBC AG (CR)	3,982.44	-4.85% €	MARFIN INVESTMENT GROUP (CR)	661,842	-2.88% €
MYTILINEOS (CR)	2,512.01	-1.52% €	OTE (CR)	466,603	1.80% #
OPAP (CR)	2,281.74	-0.64% €	PPC (CR)	434,857	-0.41% €
PIRAEUS BANK (CR)	1,989.80	-4.31% €	ELLAKTOR (CR)	408,219	-1.74% €
LAMDA DEVELOPMENT SA (CR)	1,085.98	2.99% #	MYTILINEOS (CR)	385,846	-1.52% €
HELLENIC EXCHANGES-A.S.E. (CR)	1,064.16	0.76% #	INTRALOT (CR)	368,465	-1.49% €

Note: Stocks that are not included in the "Low Dispersion" and "Under Supervision" categories, and the transactions value is more than 10,000 €.

Derivatives Summary

	Number of Trades	Volume	Open Interest
Index Futures	273	2,764	3,638
FTSE/Athex Large Cap	273	2,764	3,638
Stock Futures	1,488	25,125	174,655
ADMIE (IPTO) HOLDING S.A. (CR)	49	243	3,163
ALPHA BANK (CR)	190	3,102	24,926
ATTICA BANK S.A. (CR)	0	0	341
CC HBC AG (CR)	69	211	529
CENERGY HOLDINGS (CB)	29	155	2,353
ELLAKTOR (CR)	34	363	7,728
EUROBANK HOLDINGS (CR)	406	14,639	36,452
EYDAP S.A. (CR)	2	6	143
FOURLIS (CR)	4	23	342
GEK TERNA (CR)	47	137	2,576
HELLENIC EXCHANGES-A.S.E. (CR)	27	218	1,500
HELLENIC PETROLEUM (CR)	8	43	1,281
INTRACOM HOLDINGS (CR)	2	7	1,665
INTRALOT (CR)	2	2	1,190
JUMBO SA (CR)	17	35	396
LAMDA DEVELOPMENT SA (CR)	30	135	1,290
MARFIN INVESTMENT GROUP (CR)	11	319	40,350
MOTOR OIL (CR)	14	33	217
MYTILINEOS (CR)	69	266	4,375
NATIONAL BANK (CR)	257	4,095	17,052
OPAP (CR)	17	109	1,415
OTE (CR)	60	145	2,056
P.P.A. S.A. (CR)	0	0	207
PIRAEUS BANK (CR)	38	427	8,903
PPC (CR)	38	188	8,620
TERNA ENERGY (CR)	20	92	3,039
TITAN CEMENT (CB)	11	19	277
VIOHALCO SA/NV (CB)	37	113	2,269
Index Options	7	121	2,112
FTSE/Athex Large Cap	7	121	2,112
Stock Options	9	240	1,378
ALPHA BANK (CR)	3	200	154
NATIONAL BANK (CR)	3	20	494
OPAP (CR)	3	20	363
OTE (CR)	0	0	139
PIRAEUS BANK (CR)	0	0	210
PPC (CR)	0	0	18
Total Derivatives Traded	1,777	28,250	181,783

Number of Outstanding Securities	Nominal Value	Dividends [1]			Date of Last Coupon		Note	Shares	Closing price	% change	Previous closing price/date	Open price	Price min	Price max	Last price	Avg price	Last Bid [7]	Last Ask [7]	P/E after tax	Year	Volume	Trades	Transactions Value[8]	Company Mkt Value (thou. €)	Year low	Year high	Sector[4]		
2017	2018	2019	Dividend [2]	Right																									
1,543,699,381	0.300	--	--	--	07/04/2008	18/04/2017	--	ALPHA BANK (CR)	0.52	-1.89	€	0.53	13/05/2020	0.53	0.486	0.5398	0.52	0.522147474@0.520	4637@0.520	--	--	7,918,794	3,467	4,132,096.06	802,723.68	0.486	1.928	30101010	
461,254,013	0.300	--	--	--	04/06/2008	30/04/2018	--	ATTICA BANK S.A. (CR)	0.1962	-0.91	€	0.198	13/05/2020	0.197	0.1924	0.202	0.1962	0.196	500@0.193	2000@0.196	--	--	169,370	171	33,246.74	90,498.04	0.16	0.412	30101010
48,855,000	0.080	(0.275)	(0.375)	--	20/05/2019	25/06/2019	--	AUTOHELLAS SA (CR)	3.94	-1.50	€	4	13/05/2020	4	3.845	4	3.94	3.918	19@3.90	510@3.94	--	--	226,329	628	886,846.56	192,488.70	3.7	8.28	40201040
190,162,681		--	--	--	07/12/2016		--	CENERGY HOLDINGS (CB)	0.91	2.25	€	0.89	13/05/2020	0.88	0.86	0.91	0.91	0.882	5000@0.890	10@0.900	--	--	72,896	149	64,274.02	173,048.04	0.585	1.51	50202010
369,930,157	6.70	0.54	2.57	--	04/07/2019	29/04/2013	--	CC HBC AG (CR)	20.21	-4.85	€	21.24	13/05/2020	20.8	20.21	20.8	20.21	20.47	1143@20.21	5@20.39	--	--	194,554	741	3,982,442.91	7,476,288.47	15.385	34.88	45101020
3,709,161,852	0.230	--	--	--	02/05/2008	20/05/2019	--	EUROBANK HOLDINGS (CR)	0.283	-5.67	€	0.3	13/05/2020	0.3001	0.282	0.3016	0.283	0.291	200@0.283	1500@0.285	--	--	22,208,219	5,301	6,454,538.60	1,049,692.80	0.282	0.924	30101010
52,004,961	0.810	--	--	--	21/06/2010	23/07/2019	--	FOURLIS (CR)	3.38	0.45	€	3.365	13/05/2020	3.3	3.29	3.4	3.38	3.362	4043@3.38	178@3.40	--	--	61,699	174	207,404.66	175,776.77	2.745	5.98	40401010
136,059,759	0.880	0.36	0.39	0.47	24/01/2020	05/03/2014	--	JUMBO SA (CR)	14.68	2.73	€	14.29	13/05/2020	14.29	14.29	14.78	14.68	14.631	4@14.49	2264@14.68	--	--	49,183	530	719,588.51	1,997,357.26	9.94	19.48	40203045
176,736,715	0.300	--	--	--	30/05/2007	27/11/2019	--	LAMDA DEVELOPMENT SA (CR)	5.85	2.99	€	5.68	13/05/2020	5.61	5.61	6.01	5.85	5.874	250@5.82	271@5.87	--	--	184,886	712	1,085,981.91	1,033,909.78	4.26	8.85	35101010
939,510,748	0.300	--	--	--	26/04/2007	29/08/2014	--	MARFIN INVESTMENT GROUP (CR)	0.0573	-2.88	€	0.059	13/05/2020	0.059	0.057	0.059	0.0573	0.058	5000@0.057	1000@0.058	--	--	661,842	151	38,232.08	53,833.97	0.0474	0.1296	30202000
82,447,868		--	--	--	23/07/2019		--	TITAN CEMENT (CB)	10.84	-0.73	€	10.92	13/05/2020	10.88	10.7	11	10.84	10.848	39@10.84	10656@10.90	--	--	94,641	578	1,026,690.68	893,734.89	8.55	19.54	50101030
259,189,761		--	--	--	26/02/2016		--	VIOHALCO SA/INV (CB)	2.145	-1.83	€	2.185	13/05/2020	2.185	2.135	2.245	2.145	2.197	100@2.15	1800@2.19	--	--	171,628	404	377,075.67	555,962.04	1.47	3.99	55102015
144,321,516	0.300	--	--	--	01/07/2011	22/01/2020	--	AVAX S.A. (CR)	0.418	-0.95	€	0.422	13/05/2020	0.422	0.408	0.445	0.418	0.432	176@0.418	700@0.433	--	--	99,549	112	42,964.41	60,326.39	0.2225	0.64	50101010
232,000,000	2.12	--	0.0601	0.06	02/08/2019	19/06/2017	--	ADMIE (IPTO) HOLDING S.A. (CR)	2.08	4.00	€	2	13/05/2020	2.06	2.055	2.1	2.08	2.076	18179@2.08	800@2.09	11.42	2018	354,796	707	736,630.15	482,560.00	1.57	2.775	65101015
71,417,100	0.650	0.55	0.6	--	03/06/2019	27/06/2014	--	AEGEAN AIRLINES (CR)	4.54	1.11	€	4.49	13/05/2020	4.49	4.42	4.67	4.54	4.532	85@4.50	23@4.55	--	--	42,794	206	193,950.45	324,233.63	3.2	9.08	40501010
103,423,291	0.570	--	--	--	01/08/2011	19/04/2016	--	GEK TERNA (CR)	5.9	2.79	€	5.74	13/05/2020	5.74	5.65	5.96	5.9	5.834	1000@5.86	580@5.92	--	--	143,365	448	836,440.67	610,197.42	3.705	8.93	50101010
232,000,000	2.48	--	--	--	20/07/2015	12/12/2001	--	PPC (CR)	2.44	-0.41	€	2.45	13/05/2020	2.422	2.414	2.48	2.44	2.445	150@2.44	5000@2.46	--	--	434,857	1,005	1,063,290.18	566,080.00	1.453	4.388	65101015
914,715,153	3.00	--	--	--	16/05/2008	29/08/2018	--	NATIONAL BANK (CR)	0.9616	-3.74	€	0.999	13/05/2020	0.995	0.951	1.015	0.9616	0.978	623@0.961	860@0.963	--	--	4,608,866	3,647	4,508,928.58	879,590.09	0.815	3.072	30101010
214,272,003	1.03	--	--	--	05/07/2011	22/07/2019	--	ELLAKTOR (CR)	0.845	-1.74	€	0.86	13/05/2020	0.87	0.845	0.87	0.845	0.855	1566@0.844	600@0.850	--	--	408,219	478	348,860.66	181,059.84	0.512	1.968	50101010
60,348,000	0.580	0.0502	0.05	--	05/06/2019	05/08/2019	--	HELLENIC EXCHANGES-A.S.E. (CR)	3.315	0.76	€	3.29	13/05/2020	3.26	3.17	3.35	3.315	3.245	50@3.29	8272@3.32	--	--	327,925	852	1,064,161.77	200,053.62	2.54	5.05	30202015
305,635,185	2.18	0.4	0.75	0.25	07/01/2020	01/10/2003	--	HELLENIC PETROLEUM (CR)	5.75	-1.88	€	5.86	13/05/2020	5.8	5.66	5.82	5.75	5.755	28439@5.75	183@5.77	--	--	43,323	235	249,339.75	1,757,402.31	4.4	8.8	60101000
106,500,000	0.600	0.2	0.27	--	28/06/2019	28/01/2000	--	EYDAP S.A. (CR)	6.58	-1.05	€	6.65	13/05/2020	6.62	6.52	6.7	6.58	6.597	3243@6.58	5@6.68	--	--	29,153	227	192,331.94	700,770.00	4.95	7.78	65102030
156,961,721	0.300	--	--	--	30/05/2013	14/11/2007	--	INTRALOT (CR)	0.119	-1.49	€	0.1208	13/05/2020	0.1208	0.11	0.1208	0.119	0.118	1569@0.118	912@0.119	--	--	368,465	201	43,329.19	18,678.44	0.084	0.41	40501020
110,782,980	0.750	1.3	1.3	0.35	10/12/2019	04/11/2013	--	MOTOR OIL (CR)	13.28	2.95	€	12.9	13/05/2020	12.9	12.82	13.28	13.28	13.165	5@13.14	2427@13.28	--	--	79,158	753	1,042,139.45	1,471,197.97	8.6	21.24	60101020
142,891,161	0.970	0.32	0.36	--	26/06/2019	07/07/2017	--	MYTILINEOS (CR)	6.5	-1.52	€	6.6	13/05/2020	6.56	6.45	6.6	6.5	6.51	8058@6.49	519@6.51	--	--	385,846	1,493	2,512,009.19	928,792.55	4.896	10.39	50203000
25,000,000	2.00	0.1712	0.424	--	22/07/2019	08/08/2003	--	P.P.A. S.A. (CR)	16.2	--	€	16.2	13/05/2020	16	16	16.2	16.2	16.152	1562@16.20	22@16.22	11.43	2019	7,645	84	123,483.34	405,000.00	12.96	23	50206060
334,707,816	0.300	0.4	0.7	--	16/01/2020	25/04/2001	--	OPAP (CR)	7.8	-0.64	€	7.85	13/05/2020	7.8	7.72	7.9	7.8	7.778	8746@7.80	12@7.81	--	--	293,357	1,305	2,281,742.05	2,610,720.96	5.4	12.648	40501020
470,174,576	2.83	0.3529	0.5245	--	22/07/2019	18/06/1998	--	OTE (CR)	11.91	1.80	€	11.7	13/05/2020	11.7	11.69	12.1	11.91	11.878	5500@11.90	1846@11.91	--	--	466,603	1,862	5,542,194.98	5,599,779.20	9.01	14.39	15102015
436,659,164	6.00	--	--	--	16/05/2008	31/07/2017	--	PIRAEUS BANK (CR)	1.0535	-4.31	€	1.101	13/05/2020	1.09	1.051	1.092	1.0535	1.066	100@1.05	497@1.06	--	--	1,866,411	1,501	1,989,799.46	460,020.43	0.92	3.394	30101010
69,877,484	0.780	(0.14)	0.1489	0.167	11/05/2020	13/06/2018	--	GR. SARANTIS S.A. (CR)	8.28	-3.94	€	8.62	13/05/2020	8.87	8.19	8.87	8.28	8.585	670@8.27	50@8.40	--	--	68,667	224	589,527.36	578,585.57	5.2	9.2	45201020
113,918,936	0.300	0.0419	--	--	10/01/2018	05/03/2020	--	TERNA ENERGY (CR)	8.56	1.91	€	8.4	13/05/2020	8.4	8.31	8.59	8.56	8.498	3760@8.55	40640@8.56	--	--	99,424	303	844,890.10	975,146.09	5.44	8.94	65101010

Main Market - Medium Liquidity Class

13,126,020	0.490	--	--	--	08/07/2010	06/09/2019	--	AS COMPANY SA (CR)	1.9	0.53	€	1.89	13/05/2020	1.89	1.875	1.9	1.9	1.889	260@1.84	150@1.90	--	--	2,228	9	4,208.28	24,939.44	1.69	2.99	40401030
129,514,137	0.300	--	--	--	01/07/2008	21/02/2020	--	AUDIO VISUAL ENTERPRISES (CR)	0.2	0.25	€	0.1995	13/05/2020	0.1985	0.1985	0.2	0.2	0.199	1000@0.161	5000@0.199	--	--	481	3	95.49	25,902.83	0.12	0.38	40301010
35,764,593	2.10	0.035	0.055	0.039	01/04/2020	25/11/2019	--	BRIQ PROPERTIES (CR)	1.64	-1.50	€	1.665	13/05/2020	1.66	1.62	1.7	1.64	1.645	30@1.63	4944@1.65	4.01	2019	30,561	90	50,280.50	58,653.93	1.5	2.3	35102030
15,816,009	0.300	--	--</																										

Daily Official List

Year: 141 Trading Day No: 88

Section 2: Analytic Figures of Shares Transactions

Thursday, 14 May, 2020

Number of Outstanding Securities	Nominal Value	Dividends [1]			Date of Last Coupon		Note	Shares	Closing price	% change	Previous closing price/date	Open price	Price min	Price max	Last price	Avg price	Last Bid [7]	Last Ask [7]	P/E after tax	Year	Volume	Trades	Transactions Value[8]	Company Mkt Value (thou. €)	Year low	Year high	Sector[4]	
2017	2018	2019	Dividend [2]	Right																								
784,500	10.00	--	0.13	0.2	10/10/2019	31/07/2018	--	CNL CAPITAL (CR)	7.4	-5.13 E	7.8	13/05/2020	7.8	7.3	8.2	7.4	7.668	1070@7.30	127@7.40	9.12	2019	10,343	76	79,314.45	5,805.30	7.3	10.5	30202000
9,907,500	0.300	--	--	--	06/10/2005	13/02/2002	--	CPI SA (CR)	0.48	-- P	0.48	13/05/2020	--	--	--	--	4000@0.354	2180@0.480	--	2018	--	--	--	4,755.60	0.328	0.61	10102030	
11,720,024	0.540	--	--	--	21/08/2014	30/08/2019	--	FLEXOPACK SA (CR)	6.25	0.81 P	6.2	13/05/2020	6.15	6.15	6.35	6.25	6.262	300@6.10	500@6.45	--	--	380	10	2,379.40	73,250.15	5.4	8.3	50203030
20,578,374	0.620	0.1	--	--	08/06/2018	18/05/2015	--	INFORM P. LYKOS (CR)	1.045	-2.79 E	1.075	13/05/2020	1.075	1.035	1.08	1.045	1.069	15@1.04	739@1.05	--	--	3,776	23	4,037.40	21,504.40	0.66	1.7	50205030
10,500,000	4.00	0.31	0.36	--	07/05/2019	02/08/2016	--	INTERCONTINENTAL (CR)	6.55	-0.76 E	6.6	13/05/2020	6.55	6.55	6.55	6.55	6.55	150@6.45	500@6.50	--	--	500	3	3,275.00	68,775.00	5.9	8.35	35102000
76,000,000	1.00	--	--	--	03/07/2007	17/09/2018	--	INTRACOM HOLDINGS (CR)	0.4595	-1.39 E	0.466	13/05/2020	0.473	0.4505	0.473	0.4595	0.458	1000@0.457	5000@0.460	--	--	67,025	120	30,672.85	34,922.00	0.28	0.915	15101010
30,477,156	0.300	--	--	--	12/08/2008	17/10/2017	--	INTRACOM CONSTR. (CR)	0.966	-4.83 E	1.015	13/05/2020	0.974	0.96	1	0.966	0.974	2183@0.962	1@0.966	--	--	9,669	32	9,413.34	29,440.93	0.58	1.8	50101010
4,740,000	0.860	--	--	--	14/03/2003	--	--	LOGISMOS S.A. (CR)	0.76	-- P	0.76	13/05/2020	--	--	--	--	1500@0.535	994@0.685	95.50	2018	--	--	--	3,602.40	0.46	0.88	10101015	
4,419,616	1.58	--	--	--	21/07/2011	04/03/2015	--	MEDICON S.A (CR)	2	-2.91 E	2.06	13/05/2020	1.9	1.9	2	2	1.96	60@1.82	1425@2.00	--	--	125	3	245.00	8,839.23	1.5	2.98	20102010
468,700	0.73	4.869	--	--	25/04/2019	21/05/2004	--	MERMEREN KOMB. A.D. PR. (GDR)	53.6	3.47 P	51.8	13/05/2020	53	53	53.8	53.8	53.589	5@48.80	4@52.80	1.25	2019	19	2	1,018.20	25,122.32	40	67.8	55102000
10,500,000	0.950	--	--	--	24/06/2008	30/06/2017	--	MEVACO SA (CR)	1.41	-3.42 E	1.46	13/05/2020	1.42	1.41	1.43	1.41	1.416	800@1.40	300@1.44	--	2018	1,600	5	2,265.00	14,805.00	1.24	1.87	55102015
3,953,090	0.300	0.16	0.15	--	06/06/2019	05/12/2012	--	PAPERPACK (CR)	5.05	-- P	5.05	13/05/2020	5.15	5	5.15	5.05	5.012	1810@5.00	33@5.05	10.21	2019	1,335	7	6,691.15	19,963.10	3.98	6	50203030
11,812,193	0.470	--	--	--	29/05/2018	07/04/2020	--	PROFILE SA (CR)	3.17	-2.61 E	3.255	13/05/2020	3.23	3.15	3.23	3.17	3.181	350@3.16	542@3.17	--	--	8,538	59	27,162.18	37,444.65	2.12	4.34	10101010
27,345,120	0.280	--	--	--	18/07/2005	26/02/2014	--	QUALITY & RELIABILITY SA (CR)	0.26	-3.70 E	0.27	13/05/2020	0.27	0.251	0.27	0.26	0.257	9700@0.253	4981@0.260	--	--	31,789	108	8,170.96	7,109.73	0.17	0.305	10101010
35,740,896	0.040	--	--	--	05/09/2008	25/11/2019	--	QUEST HOLDINGS (CR)	7.44	-4.37 E	7.78	13/05/2020	7.78	7.42	7.78	7.44	7.625	252@7.42	30@7.48	--	--	54,668	212	416,820.84	265,912.27	5.6	9.76	10101010
57,434,884	1.31	--	--	--	05/06/2008	12/06/2009	--	REDS S.A. (CR)	0.92	-1.08 E	0.93	13/05/2020	0.92	0.92	0.92	0.92	0.92	500@0.900	87@0.918	--	--	550	2	506.00	52,840.09	0.752	1.47	35101010
6,456,530	1.08	--	--	--	04/07/2019	02/08/2010	--	SPACE HELLAS SA (CR)	3.99	-0.25 E	4	13/05/2020	4.14	3.88	4.14	3.99	3.912	29@3.88	42@3.99	--	--	541	15	2,116.30	25,761.55	3.02	5.88	15101010
15,627,315	0.300	--	--	--	16/11/1992	24/07/2019	--	UNIBIOS (CR)	0.232	-2.52 E	0.238	13/05/2020	0.235	0.232	0.246	0.232	0.234	1920@0.225	349@0.245	--	--	16,650	31	3,894.50	3,625.54	0.186	0.463	50204000
22,016,250	0.370	--	--	--	15/07/2009	11/05/2000	--	ALUMIL (CR)	0.704	-3.56 E	0.73	13/05/2020	0.736	0.7	0.736	0.704	0.71	60@0.704	1699@0.722	--	--	14,414	50	10,228.73	15,499.44	0.941	1.62	55102035
401,136	14.50	0.75	--	--	05/04/2018	31/12/2019	--	ANDROMEDA SA (CR)	19.4	-0.51 E	19.5	13/05/2020	19.5	19.4	19.5	19.4	19.432	10@18.20	1@19.70	3.27	2019	19	3	369.20	7,782.04	0.94	27	30202010
18,810,000	0.400	--	--	--	08/07/2010	14/11/2007	--	VARVERIS - MODA BAGNO SA (CR)	0.428	-- P	0.428	13/05/2020	--	--	--	--	1585@0.300	2474@0.428	--	--	--	--	--	--	8,050.68	0.91	0.64	40401025
23,986,500	1.05	--	--	--	26/06/2009	15/03/2000	--	BIOKARPET S.A.(CR)	0.705	-- P	0.705	13/05/2020	--	--	--	--	1900@0.510	2804@0.700	--	--	--	--	--	--	16,910.48	0.482	1.4	50101035
4,968,600	2.88	--	--	--	01/07/1998	14/12/1998	--	VIS SA (CR)	0.685	-2.14 E	0.7	13/05/2020	0.7	0.68	0.7	0.68	0.685	500@0.490	199@0.910	--	2018	400	2	273.98	3,403.49	0.62	0.97	50203030
6,325,000	0.600	0.15	0.103	--	04/07/2019	17/02/2014	--	VOGIATZOLOU SYSTEMS SA (CR)	1.7	-- P	1.7	13/05/2020	1.7	1.7	1.72	1.7	1.701	1484@1.70	300@1.84	--	--	770	7	1,310.00	10,752.50	1.4	2.44	50205010
24,060,000	0.300	0.01	0.015	0.035	05/05/2020	01/07/2019	--	GEN. COMMERCIAL & IND.SA (CR)	0.71	-- P	0.71	13/05/2020	--	--	--	--	50@0.665	100@0.705	15.34	2019	--	--	--	17,082.60	0.54	1.13	50205010	
34,720,000	0.310	--	--	--	16/06/2010	01/08/2007	--	DROMEAS SA (CR)	0.348	-- P	0.348	13/05/2020	0.348	0.348	0.348	0.348	0.348	3195@0.280	6137@0.326	--	--	10	1	3.48	12,082.56	0.25	0.485	40202015
13,673,200	0.880	--	--	--	18/07/2008	26/07/2001	--	EVROFARMA SA (CR)	0.94	-1.05 E	0.95	13/05/2020	1	0.93	1	0.94	0.938	1000@0.930	1633@0.940	--	--	3,961	13	3,715.08	12,852.81	0.61	1.375	45102020
27,848,000	0.300	0.0034	--	--	20/08/2018	02/09/2003	--	NEWSPHONE HELLAS SA (CR)	0.302	-- P	0.302	13/05/2020	--	--	--	--	2500@0.250	1101@0.306	--	--	--	--	--	8,410.10	0.199	0.53	15102015	
11,250,000	0.520	--	0.04	--	22/07/2019	09/11/2015	--	EKTER SA (CR)	0.765	-1.16 E	0.774	13/05/2020	0.762	0.761	0.798	0.765	0.771	122@0.761	300@0.794	--	--	14,728	49	11,359.00	8,606.25	0.54	1.33	50101010
18,410,839	1.00	--	--	--	07/07/2009	10/09/2010	--	ELASTRON (CR)	0.88	1.85 P	0.864	13/05/2020	0.854	0.822	0.88	0.88	0.845	650@0.842	280@0.884	--	--	2,141	15	1,809.36	16,201.54	0.6	1.58	55102010
375,241,586	0.390	--	0.03	--	28/05/2019	14/07/2006	--	ELVALHALCOR (CR)	1.184	1.20 P	1.17	13/05/2020	1.156	1.146	1.186	1.184	1.157	113@1.15	940@1.18	--	--	58,971	97	68,202.52	444,286.04	0.83	1.836	55102015
31,734,530	1.60	--	--	--	09/07/2007	19/07/2006	--	ELGEKA SA (CR)	0.33	-- P	0.33	13/05/2020	--	--	--	--	4000@0.244	1100@0.320	--	--	--	--	--	10,472.39	0.214	0.565	45201010	
19,864,886	5.60	0.672	0.672	0.672	26/03/2020	02/07/2008	--	BANK OF GREECE (CR)	12.76	0.16 P	12.74	13/05/2020	12.82	12.6	12.86	12.76	12.709	50@12.64	486@12.76	--	--	3,904	106	49,614.52	253,475.95	11.9	16.68	30101010
26,730,187	0.520	0.04	0.06	--	09/07/2019	01/08/2017	--	ELTON SA (CR)	1.27	-1.55 E	1.29	13/05/2020	1.29	1.265	1.295	1.27	1.275	900@1.27	30@1.29	--	--	9,349	43	11,923.88	33,947.34	1.02	1.85	50205010
5,000,000	0.300	0.13	0.18	--	28/06/2019	09/11/2016	--	ENTERSOFT (CR)	6.85	4.58 P	6.55	13/05/2020	6.9	6.7	6.9	6.85	6.852	25@6.60	275@6.90	--	--	316	9	2,165.20	34,250.00	5.4	7.65	10101015
36,300,000	1.12	0.221	0.126	--	27/06/2019	12/12/2007	--	THESSALONIKA WATER & SEWERAGE	3.65	-0.82 E	3.68	13/05/2020	3.68	3.58	3.68	3.65	3.639	300@3.62	1000@3.64	--	--	5,615	33	20,430.64	132,495.00	3.06	5	65102030
27,503,677	0.630	0.12	0.13	0.2446	06/05/2020	18/10/1999	--	EUROPEAN RELIANCE INSUR. (CR)	3.72	-3.63 E	3.86	13/05/2020	3.83	3.7	3.83	3.72	3.772	118@3.70	5@3.72	--	--	7,725	43	29,140.35	102,313.68	2.7	5.24	30302010
122,156,754	0.440																											

Section 2: Analytic Figures of Shares Transactions

Thursday, 14 May, 2020

Number of Outstanding Securities	Nominal Value	Dividends [1]			Date of Last Coupon		Note	Shares	Closing price	% change	Previous closing price/date	Open price	Price min	Price max	Last price	Avg price	Last Bid [7]	Last Ask [7]	P/E after tax	Year	Volume	Trades	Transactions Value[8]	Company Mkt Value (thou. €)	Year low	Year high	Sector[4]		
2017	2018	2019	Dividend [2]	Right																									
8,226,132	0.900	---	---	---	15/05/2009	13/10/2014	---	ILYDA S.A. (CR)	0.24	-4.00 E	0.25	13/05/2020	0.25	0.23	0.25	0.24	0.236	200@0.236	361@0.240	---	---	3,623	16	854.20	1,974.27	0.171	0.525	10101015	
8,298,467	0.400	---	---	---	30/08/1993	08/05/2013	---	IDEAL GROUP SA (CR)	1.17	---	1.17	13/05/2020	---	---	---	---	---	1000@1.01	400@1.10	---	---	---	---	---	9,709.21	0.82	1.42	10102030	
8,424,900	0.500	---	---	---	12/07/2010	04/07/2019	---	INTERTECH SA (CR)	0.494	-0.20 E	0.495	13/05/2020	0.494	0.494	0.494	0.494	0.494	3000@0.442	485@0.476	---	2018	160	1	79.04	4,161.90	0.402	0.925	50205010	
14,679,792	1.68	---	---	---	28/06/2017	04/09/2000	---	KARATZIS SA (CR)	10	---	10	13/05/2020	---	---	---	---	---	100528@10.00	2500@10.10	---	---	---	---	---	146,797.92	7.95	10.2	50203030	
19,804,134	0.300	---	---	---	01/07/2004	06/11/2017	---	KEKROPS SA (CR)	1.492	1.36 P	1.472	13/05/2020	1.51	1.49	1.51	1.492	1.492	1500@1.44	110@1.49	---	2018	855	6	1,275.71	29,547.77	0.87	2.175	35101010	
6,700,000	0.800	0.028	0.043	---	24/07/2019	29/05/2014	---	MILLS KEPENOS (CR)	2	---	2	13/05/2020	---	---	---	---	---	80@1.78	573@1.94	20.81	2018	---	---	---	13,400.00	1.56	2.58	45102020	
40,219,218	0.260	---	---	---	02/07/2018	10/06/2019	---	KLOUKINAS - LAPPAS SA (CR)	0.463	-4.34 E	0.484	13/05/2020	0.484	0.45	0.484	0.463	0.457	2000@0.447	850@0.462	---	---	12,368	28	5,650.79	18,621.50	0.352	0.834	50101010	
11,510,102	0.890	---	---	---	24/06/2005	06/10/1999	---	NAFPAKTOS TEXTILE (CR)	0.775	1.31 P	0.765	13/05/2020	0.74	0.71	0.775	0.775	0.724	1699@0.710	2623@0.755	---	---	3,245	12	2,349.25	8,920.33	0.448	0.92	55101020	
21,224,340	0.420	0.005	---	---	10/09/2018	25/04/2006	---	KORDELLOS BROS SA (CR)	0.206	3.00 P	0.2	13/05/2020	0.2	0.194	0.206	0.206	0.2	100@0.204	990@0.206	---	2018	19,894	22	3,972.39	4,372.21	0.161	0.472	55102010	
33,065,136	0.380	0.115	0.15	---	22/08/2019	16/09/2013	---	KRI-KRI S.A. (CR)	5.04	0.40 P	5.02	13/05/2020	5	4.95	5.08	5.04	5.007	42@5.04	300@5.08	16.46	2018	11,817	38	59,167.18	166,648.29	3.46	5.68	45102020	
7,595,160	0.600	0.0263	0.0263	---	10/09/2019	18/08/2010	---	KIRIAKOULIS SHIPPING SA (CR)	1.115	-1.33 E	1.13	13/05/2020	1.16	1.075	1.17	1.1	1.117	20@1.08	1951@1.09	---	---	112	7	125.10	8,468.60	0.85	2.38	40501015	
6,200,000	0.500	---	---	---	22/06/2010	01/11/1995	---	MINERVA KNITWEAR (CR)	0.34	---	0.34	13/05/2020	---	---	---	---	---	250@0.260	289@0.338	---	---	---	---	---	2,108.00	0.216	0.775	40204020	
17,120,280	0.940	---	---	---	01/06/2010	02/08/2019	---	LOULIS MILLS SA (CR)	2.72	-1.45 E	2.76	13/05/2020	2.76	2.62	2.8	2.72	2.681	638@2.70	150@2.72	---	---	6,325	34	16,955.12	46,567.16	2.56	3.74	45102020	
9,819,370	0.690	---	---	---	14/08/2007	09/01/2004	---	MATHIOS REFRACTORY SA (CR)	0.43	7.50 P	0.4	13/05/2020	0.43	0.43	0.43	0.43	0.43	500@0.370	500@0.426	---	---	5	1	2.15	4,222.33	0.32	0.73	55101000	
29,250,000	0.360	---	---	---	02/06/2009	25/04/2019	---	MOTODYNAMICS S.A. (CR)	0.88	-2.00 E	0.898	13/05/2020	0.888	0.88	0.888	0.88	0.886	100@0.782	60@0.880	---	---	700	4	620.00	25,740.00	0.725	1.79	40401030	
32,188,050	1.04	---	---	---	21/07/2008	20/01/2000	---	MOUZAKIS (CR)	0.338	2.42 P	0.33	13/05/2020	0.33	0.32	0.338	0.338	0.328	1000@0.320	409@0.338	---	---	7,000	20	2,298.65	10,879.56	0.256	0.515	55101020	
8,321,682	0.670	---	---	---	17/08/2007	23/11/1999	---	N. LEVENTERIS (CR)	0.18	---	0.18	13/05/2020	---	---	---	---	---	---	2500@0.180	---	---	2018	---	---	---	2,038.03	0.14	0.224	50203000
2,160,524	0.670	0.0436	---	---	03/12/2018	23/11/1999	---	N. LEVENTERIS (PR)	0.25	13.64 P	0.22	13/05/2020	0.25	0.25	0.25	0.25	0.25	54@0.250	---	---	2018	76	2	19.00	2,038.03	0.175	0.25	50203000	
294,016,812	0.300	---	---	---	08/07/2008	21/03/2016	---	NIREFS SA (CR)	0.23	---	0.23	13/05/2020	0.23	0.23	0.23	0.23	0.23	278608882@0.230	---	---	---	---	6,288	4	1,446.24	67,623.87	0.23	0.24	45102010
10,080,000	3.00	0.45	0.57	---	02/07/2019	27/08/2001	---	TPA SA (CR)	20.1	0.50 P	20	13/05/2020	20	20	20.2	20.1	20.086	10@19.70	295@20.20	11.81	2018	121	9	2,430.40	202,608.00	18.05	28.2	50206060	
4,971,466	1.46	---	---	---	04/07/2007	08/10/2003	---	PAIRIS SA (CR)	0.318	-2.45 E	0.326	13/05/2020	0.29	0.29	0.318	0.318	0.294	1000@0.240	3419@0.318	---	---	2,914	8	857.60	1,580.93	0.21	0.5	50203030	
25,118,410	0.560	---	---	---	17/08/2000	29/04/2020	---	PAPOUTSANIS (CR)	1.73	-0.58 E	1.74	13/05/2020	1.74	1.705	1.74	1.73	1.728	215@1.71	407@1.73	39.31	2018	2,568	17	4,437.26	43,454.85	0.96	1.815	45201020	
17,175,776	0.370	---	---	---	14/07/2005	30/09/2003	---	PERSEUS SA (CR)	1.15	---	1.15	13/05/2020	1.15	1.15	1.15	1.15	1.15365430@1.15	---	---	6.39	2019	3,000	1	3,450.00	19,752.14	1.15	1.16	45102010	
7,070,400	0.930	---	---	---	30/11/2016	06/05/2016	---	PETROPOULOS PETROS (CR)	5.85	0.86 P	5.8	13/05/2020	5.8	5.8	5.85	5.85	5.82	50@5.50	70@5.85	---	---	1,686	23	9,811.85	41,361.84	4.9	8.05	50206015	
22,075,665	0.330	0.07	0.07	---	30/05/2019	27/04/2015	---	PLAISIO COMPUTERS SA (CR)	2.96	-0.67 E	2.98	13/05/2020	2.98	2.89	2.98	2.96	2.944	400@2.85	78@2.96	---	---	2,888	31	8,502.19	65,343.97	1.885	3.84	40401010	
43,741,452	0.660	0.0471	0.0444	---	20/06/2019	01/11/1999	---	THRACE PLASTICS SA (CR)	1.842	1.32 P	1.818	13/05/2020	1.864	1.76	1.864	1.842	1.796	420@1.79	1921@1.84	---	---	36,092	157	64,813.24	80,571.75	1.23	2.15	50203015	
21,912,599	0.300	---	---	---	11/04/2011	23/02/2007	---	REVOIL (CR)	0.7	---	0.7	13/05/2020	---	---	---	---	---	3000@0.550	500@0.700	10.47	2018	---	---	---	15,338.82	0.55	0.975	60101020	
28,438,268	0.300	---	---	---	21/08/2006	24/11/1999	---	SPIROY AGRICULTURE SA (CR)	0.17	-6.08 E	0.181	13/05/2020	0.181	0.17	0.184	0.17	0.175	450@0.183	100@0.185	---	---	4,490	39	784.74	4,834.51	0.093	0.278	45102010	
40,693,350	5.00	---	---	---	03/07/2006	26/05/2015	---	TECHNICAL OLYMPIC SA (CR)	1.6	-0.37 E	1.606	13/05/2020	1.632	1.574	1.632	1.6	1.588	20@1.58	600@1.60	---	---	9,311	49	14,789.73	65,109.36	1.15	2.68	40202010	
1,524,000	0.300	---	---	---	06/07/2007	06/02/2013	---	GIRAKIAN PROFIL (CR)	2.4	-1.64 E	2.44	13/05/2020	2.46	2.28	2.46	2.4	2.391	100@2.20	209@2.40	---	2018	212	14	506.93	3,657.60	1.2	4.28	55102010	
10,203,575	0.730	---	---	---	16/07/2007	18/10/1999	---	FIERATEX SA (CR)	0.418	5.56 P	0.396	13/05/2020	0.419	0.36	0.45	0.398	0.418	250@0.360	999@0.398	42.23	2018	6,256	13	2,612.15	4,265.09	0.32	0.79	55101020	
8,340,750	1.16	---	---	---	25/06/2009	17/09/2018	---	HAIDEMENOS SA (CR)	0.62	-3.13 E	0.64	13/05/2020	0.6	0.6	0.62	0.62	0.6	499@0.565	595@0.620	---	2019	152	4	91.24	5,171.27	0.462	1.09	50205030	

Main Market - Low Liquidity Class

14,000,000	4.15	---	---	---	23/04/2010	29/06/1999	---	ALPHA REAL ESTATE SA(CR)	6.4	---	6.4	13/05/2020	6.35	6.35	6.35	6.35	6.35	210@6.00	27@6.35	---	---	1	1	6.35	89,600.00	5.2	7.8	35101015
215,805,843	0.300	---	0.05	---	17/01/2020	29/12/2010	---	ATTICA HOLDINGS (CR)	0.87	---	0.87	13/05/2020	0.85	0.85	0.894	0.894	0.851	100@0.862	345@0.894	---	---	122	2	103.79	187,751.08	0.83	1.465	40501015
109,169,707	0.500	---	---	---	25/04/2014	19/07/2019	---	TRASTOR REAL EST. INV. CO.(CR)	0.85	---	0.85	13/05/2020	---	---	---	---	---	700@0.830	230@0.850	26.97	2018	---	---	---	92,794.25	0.78	1.14	35102000
15,300,000	0.300	---	---	---	30/07/2009	13/12/1999	---	ATTICA PUBLICATIONS SA (CR)	0.3	---	0.3	13/05/2020	---	---	---	---	---	---	172083@0.300	---	---	---	---	---	4,590.00	0.298	0.428	40301030
8,418,750	0.300	0.28	0.32	---	12/06/2019	27/06/2012	---	GEKE (CR)	3.6	---	3.6	13/05/2020	---	---	---	---	---	290@3.60	---	9.99	2018	---	---	---	30,307.50	3.36	5.7	40501025

Daily Official List

Year: 141 Trading Day No: 88

Section 2: Analytic Figures of Shares Transactions

Thursday, 14 May, 2020

Number of Outstanding Securities	Nominal Value	Dividends [1]			Date of Last Coupon		Note	Shares	Closing price	% change	Previous closing price/date	Open price	Price min	Price max	Last price	Avg price	Last Bid [7]	Last Ask [7]	P/E after tax	Year	Volume	Trades	Transactions Value[8]	Company Mkt Value (thou. €)	Year low	Year high	Sector [4]		
		2017	2018	2019	Dividend [2]	Right																							
15,000,000	0.300	---	---	---	06/07/2007	18/07/2000	---	DAIOS PLASTICS SA (CR)	3	---	3	13/05/2020	---	---	---	---	250@2.72	235@3.30	---	---	---	---	---	45,000.00	2.62	3.28	50203015		
3,307,500	0.210	---	---	---	11/08/2010	04/12/2019	---	ELVE SA (CR)	3.26	---	3.26	13/05/2020	3.58	3.58	3.58	3.58	610@3.06	1109@3.58	---	---	---	1	1	3.58	10,782.45	2.94	4.5	40204020	
23,828,130	0.500	0.06	0.05	---	22/07/2019	17/02/2009	---	ELINOIL S.A. (CR)	1.6	---	1.6	13/05/2020	1.6	1.6	1.6	1.6	1000@1.44	400@1.60	---	---	---	100	1	160.00	38,125.01	1.35	1.9	60101020	
86,735,980	0.310	---	---	---	06/07/2009	02/01/2002	---	ATHENS MEDICAL CENTER SA (CR)	1.47	-2.65	1.51	13/05/2020	1.45	1.44	1.47	1.47	1.456	75@1.45	400@1.47	---	---	---	1,695	12	2,468.75	127,501.89	1.09	2.35	20101025
2,566,836	0.440	---	---	---	13/08/2010	09/01/2007	---	INTERWOOD-XYLEMPORIA (PR)	0.3	---	0.3	13/05/2020	---	---	---	---	---	5743@0.270	---	---	---	---	---	---	7,207.55	0.27	0.382	50205010	
34,986,430	0.440	---	---	---	25/07/2008	23/02/2010	---	INTERWOOD-XYLEMPORIA (CR)	0.184	---	0.184	13/05/2020	---	---	---	---	---	3000@0.199	---	---	---	---	---	---	7,207.55	0.125	0.187	50205010	
9,742,920	0.400	---	---	---	12/08/2016	14/07/2000	---	KARAMOLEGOS SA (CR)	1.54	---	1.54	13/05/2020	---	---	---	---	120@1.26	100@1.68	---	---	---	---	---	---	15,004.10	1.24	2.14	45102020	
2,760,000	11.83	9.2	9.5	---	01/07/2019	16/07/1990	---	KARELIA (CR)	258	---	258	13/05/2020	---	---	---	---	5@250.00	29@258.00	---	---	---	---	---	---	712,080.00	228	302	45103010	
18,017,472	0.360	---	---	---	15/06/2010	28/08/2017	---	KTIMA KOSTAS LAZARIDIS SA (CR)	1.1	-1.79	1.12	13/05/2020	1.1	1.1	1.1	1.1	166@1.10	692@1.12	---	---	---	5,134	5	5,647.40	19,819.22	0.91	1.55	45101015	
21,364,000	1.12	0.2	0.2	---	29/07/2019	10/08/2005	---	LAMPASA HOTEL SA (CR)	19.9	---	19.9	13/05/2020	---	---	---	---	200@19.70	201@20.00	---	---	---	---	---	---	425,143.60	17.5	20.6	40501025	
5,939,268	0.620	---	---	---	10/07/2003	03/01/2002	---	LANAKAM SA (CR)	1.03	-9.65	1.14	13/05/2020	1.03	1.03	1.13	1.03	1.031	---	1504@1.03	---	2018	595	9	613.35	6,117.45	0.95	1.3	40401020	
6,340,000	0.600	---	0.05	0.06	14/02/2020	02/12/2019	---	NAKAS MUSIC	1.57	---	1.57	13/05/2020	---	---	---	---	100@1.52	200@1.60	---	---	---	---	---	---	9,953.80	0.93	2.66	40401030	
27,379,200	0.300	0.148	0.294	---	16/08/2019	24/08/2018	---	CRETE PLASTICS SA (CR)	11	---	11	13/05/2020	11	11	11.2	11	11.033	700@10.25	100@11.10	---	---	---	9,222	22	101,744.20	301,171.20	8.55	14.9	50203015
255,494,534	3.00	0.22	0.286	0.613	16/04/2020	23/12/2015	---	PRODEA (CR)	8	---	8	13/05/2020	---	---	---	---	---	120@8.00	---	---	---	---	---	---	2,043,956.27	6.05	8.35	35102000	
4,181,450	0.500	---	---	---	21/08/2000	05/03/2002	---	FLOUR MILLS SARANTOPOULOS SA	1.92	7.26	1.79	13/05/2020	1.92	1.92	1.92	1.92	---	183@1.92	---	---	---	105	3	201.60	8,028.38	1.19	3.3	45102020	

Exchange Traded Funds (ETFs)

812,382	---	---	---	---	15/06/2016	---	ALPHA ETF FTSE Athex Large Cap	14.6	-0.82	14.72	13/05/2020	14.6	14.6	14.6	14.6	14.6	5@14.52	---	---	---	---	---	690	2	10,074.00	---	11.3	24.5	12003
---------	-----	-----	-----	-----	------------	-----	--------------------------------	------	-------	-------	------------	------	------	------	------	------	---------	-----	-----	-----	-----	-----	-----	---	-----------	-----	------	------	-------

Surveillance

5,867,311	0.300	---	---	---	11/08/2010	28/04/2017	5123	DIONIC (CR)	0.12	---	0.12	13/05/2020	---	---	---	---	---	1209@0.144	---	---	---	---	---	---	---	704.08	0.1	0.244	50205010
172,599,567	0.300	---	---	---	---	19/09/2016	5161	Forthnet (CR)	0.28	---	0.28	13/05/2020	0.28	0.28	0.28	0.28	993@0.280	5000@0.290	---	---	---	5,000	5	1,400.00	48,327.88	0.186	0.448	15102015	
355,437,751	0.100	---	---	---	07/07/2010	21/09/2017	5160	FRIGOGLASS SA (CR)	0.111	-4.31	0.116	13/05/2020	0.114	0.111	0.114	0.111	3242@0.111	59000@0.114	---	---	---	119,251	27	13,287.86	39,453.59	0.09	0.28	50204000	
51,081,030	1.00	---	---	---	20/08/2007	03/09/2007	4912	LAVIPHARM SA (CR)	0.26	---	0.26	13/05/2020	0.25	0.25	0.25	0.25	1915@0.250	7500@0.260	---	---	---	85	1	21.25	13,281.07	0.208	0.338	20103015	
1,870,992	0.500	---	---	---	21/05/2008	27/03/2020	5231	PASAL DEVELOPMENT S.A. (CR)	0.9	---	0.9	13/05/2020	---	---	---	---	---	625@0.850	---	---	---	---	---	---	---	1,683.89	0.52	1.256	35101010
65,326,268	0.530	---	---	---	04/07/2007	19/07/2006	4750	SATO SA (CR)	0.016	-20.00	0.02	13/05/2020	0.016	0.016	0.016	0.016	---	8196@0.016	---	---	---	19,804	6	316.86	1,045.22	0.016	0.0345	40202015	
13,191,620	0.620	---	---	---	04/08/2010	09/09/2002	5232	YALCO - CONSTANTINOU (CR)	0.064	---	0.064	13/05/2020	---	---	---	---	500@0.052	113@0.070	---	---	---	---	---	---	---	844.26	0.05	0.0795	40202020
33,301,715	0.320	---	---	---	27/06/2003	08/07/2009	5195	AEGEK (CR)	0.034	---	0.034	13/05/2020	0.0275	0.0275	0.039	0.039	0.038	7900@0.030	5396@0.039	---	---	---	554	5	20.99	1,132.26	0.0245	0.06	50101010
13,000,000	1.00	---	---	---	01/08/2007	07/04/2000	5093	AKRITAS SA (CR)	0.272	---	0.272	13/05/2020	0.298	0.298	0.298	0.298	1000@0.276	20@0.298	---	---	---	130	1	38.74	3,536.00	0.272	0.5	50101035	
185,373,016	0.300	---	---	---	02/07/2008	28/02/2011	4957	ANEK LINES SA (CR)	0.04	---	0.04	13/05/2020	0.04	0.04	0.04	0.04	5000@0.039	2323@0.040	---	---	---	35,821	7	1,432.84	7,734.37	0.03	0.072	40501015	
312,163	0.300	---	---	---	02/07/2008	28/02/2011	4959	ANEK LINES SA (PR, issue '90)	0.072	---	0.072	13/05/2020	---	---	---	---	---	---	---	---	---	---	---	---	---	7,734.37	0.058	0.072	40501015
2,969,713	0.300	---	---	---	02/07/2008	28/02/2011	4958	ANEK LINES SA (PR, issue '96)	0.1	---	0.1	13/05/2020	---	---	---	---	---	---	---	---	---	---	---	---	---	7,734.37	0.08	0.1	40501015
4,737,503	0.320	---	---	---	22/06/2005	22/09/2015	5115	VARANGIS AVEPE S.A. (CR)	0.128	---	0.128	13/05/2020	---	---	---	---	---	4556@0.103	---	---	---	---	---	---	---	606.40	0.103	0.16	40202015
6,330,002	0.300	---	---	---	25/06/2002	15/03/2019	5162	VARVARESSOS (CR)	0.398	---	0.398	13/05/2020	---	---	---	---	---	121@0.398	---	2018	---	---	---	---	---	2,519.34	0.282	0.525	55101020
17,579,754	4.16	---	---	---	18/08/2006	02/08/2010	5156	BIOTER SA (CR)	0.08	---	0.08	13/05/2020	0.08	0.08	0.08	0.08	2000@0.080	4500@0.090	---	---	---	14,000	2	1,120.00	1,406.38	0.041	0.082	50101010	
15,878,748	0.480	---	---	---	10/07/2006	22/03/2004	5095	DOMIKI KRITIS SA (CR)	0.141	---	0.141	13/05/2020	0.13	0.13	0.14	0.14	0.13	3077@0.116	2472@0.140	---	---	---	905	3	117.93	2,238.90	0.115	0.23	50101010
3,961,300	1.28	---	---	---	29/06/2004	03/08/2000	5080	DUROS SA (CR)	0.17	---	0.17	13/05/2020	---	---	---	---	---	4434@0.136	1999@0.202	---	2018	---	---	---	---	673.42	0.125	0.27	40204020
51,754,364	0.300	---	---	---	23/12/2003	24/01/2007	5197	SELECTED TEXT. IND. ASSOC (CR)	0.15	---	0.15	13/05/2020	0.14	0.14	0.14	0.14	500@0.130	3000@0.150	---	---	---	1,350	1	189.00	7,763.15	0.117	0.25	55101020	
11,125,110	0.300	---	---	---	02/06/2010	06/11/2017	5178	EUROCONSULTANTS S.A. (CR)	0.242	6.14	0.228	13/05/2020	0.22	0.22	0.242	0.242	0.234	500@0.242	2750@0.250	---	---	---	6,750	4	1,578.50	2,692.28	0.165	0.34	50205020
7,125,216	0.650	---	---	---	01/07/2005	14/12/1999	4955	KRE.KA SA (CR)	0.2	---	0.2	13/05/2020	0.22	0.2	0.22	0.2	0.215	20@0.200	500@0.220	---	2018	5,528	14	1,187.40	1,425.04	0.058	0.226	45102010	

Number of Outstanding Securities	Nominal Value	Dividends [1]			Date of Last Coupon		Note	Shares	Closing price	% change	Previous closing price/date	Open price	Price min	Price max	Last price	Avg price	Last Bid [7]	Last Ask [7]	P/E after tax	Year	Volume	Trades	Transactions Value[8]	Company Mkt Value (thou. €)	Year low	Year high	Sector[4]
		2017	2018	2019	Dividend [2]	Right																					
7,734,375	1.00	---	---	---	09/07/2007	07/01/2011	5112	LIVANIS SA (CR)	0.0505	---	0.0505	13/05/2020	---	---	---	---	---	2000@0.061	---	---	---	---	---	390.59	0.0505	0.116	40301030
15,842,391	1.51	---	---	---	15/07/2009	12/05/2000	5141	BITROS HOLDING SA (CR)	0.172	---	0.172	13/05/2020	---	---	---	---	---	94@0.171	---	---	---	---	---	2,724.89	0.092	0.19	55102010
119,596,817	0.040	---	---	---	15/07/2008	27/04/2017	5190	NIKAS SA (CR)	0.6	---	0.6	13/05/2020	---	---	---	---	---	600@0.720	---	---	---	---	---	71,758.09	0.4	0.6	45102020
24,319,250	0.300	---	---	---	09/07/2002	04/07/2007	5165	PROODEFTIKH SA (CR)	0.16	---	0.16	13/05/2020	0.16	0.16	0.16	0.16	0.16	5000@0.160	---	---	2,000	1	320.00	3,891.08	0.11	0.206	50101010
245,497,664	0.310	---	---	---	01/07/2008	30/07/2012	5207	SELONDA AQUACULTURE SA (CR)	0.1	---	0.1	13/05/2020	0.1	0.1	0.1	0.1	0.1689446@0.100	---	---	---	300	1	30.00	24,549.77	0.1	0.101	45102010
10,186,667	1.35	---	---	---	24/06/2008	02/02/2016	4887	SIDMA SA (CR)	0.39	---	0.39	13/05/2020	0.428	0.428	0.428	0.428	0.428 3510@0.342	510@0.466	---	---	10	1	4.28	3,972.80	0.192	0.57	55102010
766,000	1.00	---	---	---	01/07/2004	11/12/2012	5193	TRIA ALFA SA (CR)	1.8	---	1.8	13/05/2020	---	---	---	---	---	---	55.15	2018	---	---	---	1,658.10	1.44	2.16	55101020
245,000	1.00	---	---	---	19/07/2010	11/12/2012	5194	TRIA ALFA SA (PR)	1.14	---	1.14	13/05/2020	---	---	---	---	---	110@1.36	34.93	2018	---	---	---	1,658.10	0.9	1.17	55101020

Suspension Status

20,255,805	0.300	---	---	---	22/08/2006	02/08/2010	5136	AXON HOLDING SA (CR)	0.058	---	0.058	28/04/2017	---	---	---	---	---	---	---	---	---	---	---	1,174.84	0.058	0.058	20101010
21,820,410	0.800	---	---	---	22/05/2008	02/08/2011	5174	EUROMEDICA SA (CR)	0.448	---	0.448	30/04/2018	---	---	---	---	---	---	---	---	---	---	---	9,775.54	0.448	0.448	20101010
66,948,210	0.300	---	---	---	22/09/2015	22/09/2015	5179	FOLLI FOLLIE (CR)	4.8	---	4.8	24/05/2018	---	---	---	---	---	---	---	---	---	---	---	321,351.41	4.8	4.8	40401030
12,417,000	0.310	---	0.0205	---	27/08/2019	28/08/2017	5233	MLS MULTIMEDIA SA (CR)	0.57	---	0.57	12/05/2020	---	---	---	---	---	4000@0.638	---	---	---	---	---	7,077.69	0.475	1.51	10101015
14,870,100	0.300	---	---	---	15/05/2008	26/09/2011	5130	ALPHA GRISSIN S.A. (CR)	0.014	---	0.014	13/04/2017	---	---	---	---	---	---	---	---	---	---	---	208.18	0.014	0.014	10102030
33,930,000	0.300	---	---	---	03/07/2006	30/05/2001	4865	BABIS VOVOS SA (CR)	0.304	---	0.304	30/03/2012	---	---	---	---	---	---	---	---	---	---	---	10,314.72	0.304	0.304	35101010
77,126,446	0.340	---	---	---	23/05/2005	18/08/2011	5206	G.E. DIMITRIOU (CR)	0.0125	---	0.0125	30/04/2019	---	---	---	---	---	---	---	---	---	---	---	964.08	0.0125	0.0125	40202020
6,000,000	0.600	---	---	---	13/06/2008	08/04/2004	5172	EUROBROKERS S.A. (CR)	0.008	---	0.008	27/04/2018	---	---	---	---	---	---	---	---	---	---	---	48.00	0.008	0.008	30302015
7,085,888	1.59	---	---	---	02/07/1996	06/09/2010	5216	ELVIEK (CR)	2.6	---	2.6	30/09/2019	---	---	---	---	---	---	---	---	---	---	---	18,423.31	2.6	2.6	35101010
25,179,640	0.600	---	---	---	08/08/1994	19/09/2000	5191	J.BOUTARIS & SON (CR)	0.026	---	0.026	01/10/2018	---	---	---	---	---	---	---	---	---	---	---	742.45	0.026	0.026	45101015
1,540,000	0.600	---	---	---	08/08/1994	19/09/2000	5192	J.BOUTARIS & SON (PR)	0.057	---	0.057	01/10/2018	---	---	---	---	---	---	---	---	---	---	---	742.45	0.057	0.057	45101015
24,619,524	0.500	---	---	---	10/10/1986	30/12/2002	4914	KERAMIA-ALLATINI (CR)	0.088	---	0.088	30/08/2012	---	---	---	---	---	---	---	---	---	---	---	2,166.52	0.088	0.088	35101010
31,543,600	0.420	---	---	---	19/07/2010	19/12/2018	5205	KRETA FARM SA (CR)	1.085	---	1.085	30/04/2019	---	---	---	---	---	---	---	---	---	---	---	34,224.81	1.085	1.085	45102020
23,935,280	0.300	---	---	---	29/06/2009	13/06/2000	5153	NAYTEMPORIKI PUBLISHING SA(CR)	0.107	---	0.107	02/10/2017	---	---	---	---	---	---	---	---	---	---	---	2,561.07	0.107	0.107	40301030
255,459,600	0.300	---	---	---	26/06/2000	03/12/2010	5101	NEL SA (CR)	0.07	---	0.07	31/08/2015	---	---	---	---	---	---	---	---	---	---	---	17,882.17	0.07	0.07	40501015
23,463,874	0.800	---	---	---	23/05/2003	21/12/1999	4918	NEORION SA (CR)	0.125	---	0.125	30/08/2012	---	---	---	---	---	---	---	---	---	---	---	2,932.98	0.125	0.125	50206030
18,750,000	0.300	---	---	---	02/07/2001	31/12/2012	5154	PEGASUS PUBLISHING S.A. (CR)	0.089	---	0.089	02/10/2017	---	---	---	---	---	---	---	---	---	---	---	1,668.75	0.089	0.089	40301030
100,793,572	0.300	---	---	---	16/07/2009	11/02/2016	5110	TELETIPOS SA (CR)	0.06	---	0.06	07/03/2016	---	---	---	---	---	---	---	---	---	---	---	6,047.61	0.06	0.06	40301035
4,034,950	0.680	---	---	---	01/07/2005	30/12/2010	5171	CHATZIKRANIOTIS & SONS SA (CR)	0.14	---	0.14	27/04/2018	---	---	---	---	---	---	---	---	---	---	---	564.89	0.14	0.14	45102020

Shares' Notes

Code	Note text
()	- Adjusted dividends.
*	- Last adjusted closing price.
[1]	- Net dividends.
[2]	- The "Date of Last Coupon" for New listings refers to the date company's stocks started to trade in Athex
[3]	- The Company Market Value is referred to the number of outstanding shares
[4]	- Sectors codification can be found in Appendix A
[5]	- The Market Value refers to the total number of shares listed (including their several classes) in the exchange by the company.
[6]	- P/E greater than 100
[7]	- Last view of the Order Book before the end of the trading session
[8]	- All Blocks Methods' Transactions Value are included.
4750	- Transfer to the Under Surveillance Category from 8/4/2011.
4865	- Suspension of trading as of 2/4/2012.
4887	- Transfer to the Surveillance Category as of 10/4/2012.
4912	- Transfer to the Surveillance Category as of 31/7/2012.
4914	- Suspension of trading as of 31/8/2012.
4918	- Suspension of trading as of 31/8/2012.
4955	- Transfer to the Surveillance Category as from 5/4/2013.
4957	- Transfer to the Surveillance Category as from 5/4/2013.
4958	- Transfer to the Surveillance Category as from 5/4/2013.
4959	- Transfer to the Surveillance Category as from 5/4/2013.
5080	- Transfer to the Surveillance Category as of 05/12/2014.
5093	- Transfer to the Surveillance Category as of 8/4/2015.
5095	- Transfer to the Surveillance Category as from 09/04/2015.
5101	- Suspension of trading as of 1/9/2015.
5110	- Suspension of trading as of 08/03/2016.
5112	- Transfer to the Surveillance Category as of 15/04/2016.
5115	- Transfer to the Surveillance Category as of 15/04/2016.
5123	- Transfer to the Surveillance Category as of 01/04/2016.
5130	- Suspension of trading as of 18/04/2017.
5136	- Suspension of trading as of 02/05/2017.
5141	- Transfer to the Surveillance Category as of 10/05/2017.
5153	- Suspension of trading as of 03/10/2017.
5154	- Suspension of trading as of 03/10/2017.
5156	- Transfer to the Surveillance Category as of 11/12/2017.
5160	- Transfer to the Surveillance Category as of 15/04/2016.
5161	- Transfer to the Surveillance Category as of 25/11/2011.
5162	- Transfer to the Under Supervision Category as of 21/12/2009.
5165	- Transfer to the Surveillance Category as of 15/02/2018.
5171	- Suspension of trading as of 30/04/2018.
5172	- Suspension of trading as of 30/04/2018.
5174	- Suspension of trading as of 02/05/2018.
5178	- Transfer to the Surveillance Category as of 11/05/2018.
5179	- Suspension of trading as of 25/05/2018.
5190	- Transfer to the Surveillance Category as of 01/10/2018.
5191	- Suspension of trading as of 02/10/2018.
5192	- Suspension of trading as of 02/10/2018.
5193	- Transfer to the Surveillance Category as of 25/10/2018.
5194	- Transfer to the Surveillance Category as of 25/10/2018.
5195	- Transfer to the Surveillance Category as of 25/10/2018.
5197	- Transfer to the Surveillance Category as of 07/11/2018.
5205	- Suspension of trading as of 02/05/2019.
5206	- Suspension of trading as of 02/05/2019.

Shares' Notes

Code	Note text
5207	- Transfer to the Surveillance Category as from 13/05/2019.
5216	- Suspension of trading as of 01/10/2019.
5231	- Transfer to the Surveillance Category as from 5/4/2013.
5232	- Transfer to the Under Surveillance Category from 08/04/2011.
5233	- Suspension of trading as of 13/05/2020.

Securities Blocks Details

Securities	Block Volume	Price	Block Trade Value	Time of approval	Note
OTE (CR)	35,000	11.80	413,000.00	13:36:30	20
ALPHA BANK (CR)	762,358	0.536	408,623.89	14:27:12	20
ALPHA BANK (CR)	686,000	0.536	367,696.00	14:28:23	20
CC HBC AG (CR)	3,704	21.54	79,784.16	15:53:18	18

Blocks Notes

- 9 - Method 6-1 / Special Fees
- 10 - Method 6-1 / Special Fees, SDS
- 14 - Method 6-3 / Settlement, Incomplete Buy and Sell
- 18 - Method 6-2 / SPOT 1
- 19 - Method 6-2 / SPOT 2
- 20 - Method 6-1 and Method 6-1 Same Day Settlement
- 21 - Other Pre-agreed

Shares Rights Details

Occured date	Exercise from	Exercise until	Trading until	Rights	Price min	Price max	Closing price	Last Bid	Last Ask	Volume	Trades	Transactions Value
--------------	---------------	----------------	---------------	--------	-----------	-----------	---------------	----------	----------	--------	--------	--------------------

No Rights Transactions.

Securities Forced Sales

Securities	Category of Security	Transactions Volume	Number of Trades	Transactions Value	Note
------------	----------------------	------------------------	---------------------	-----------------------	------

No Forced Transactions.

Forced Sales Notes

1 - Normal Forced Sale.

2 - Forced Sales of Fixed Registered Shares.

3 - Forced Sales of Remaining Stock Fractions.

Forced Sales Registered Shares

Securities	Start Date	End Date	Initial Volume	Remaining Volume	Date	Avg price (day)	Avg price (period)	Number of Trades	Transactions Volume	Transactions Value
------------	------------	----------	----------------	------------------	------	-----------------	--------------------	------------------	---------------------	--------------------

No Fixed Registered Shares Forced Sales.

Forced Sales Notes

According to Decision 1/380/04.05.2008 of the Hellenic Republic Capital Market Commission, the certificated registered shares that have not been deposited to the issuer for dematerialisation, will be auctioned in the Athens Exchange by the supervising issuer. Forced sales procedure is held according to Article 99A of the Athens Exchange Rulebook. The average price of the period is calculated by dividing the Total transactions value by the Total volume and includes all the transactions made until the current date.

Exchange Traded Funds (ETFs) Characteristics

	Transactions Date (T)	Creation / Redemption	Units (T-1)	New Units (T-1)	Redemption Units (T-1)	Units (T) [1]	Fund Assets [2]	Net Unit Price	Dividend per Unit	Dividend Date
ALPHA ETF FTSE Athex Large Cap	14/05/2020	5,000	812,382	---	---	812,382	11,974,070.00	14.7395	0.43	30/06/2018

ETFs Notes

[1] - Units (T) = Units (T-1) + New Units (T-1) - Redemption Units (T-1)

[2] - The Creation / Redemption Units of T-1 are included.

Convertible Corporate Bonds - Regulated Market

Num Listed Bonds	Nominal price	Issue price	Today's Rate	Exp. Date	Duration (years)	Note	Coupon		Trading Unit	Corporate Bonds	Price min	Price max	Closing price	Previous closing price/date	Volume	Transactions Value	Last order		ear min	Year max	
							Common	Preferred									Price	Buy / Sell			Date
171,246,551	0.30	0.30	1.00	11/10/2025	9	---	15	---	1	FORTHNET S.A. (Convertible)	---	---	---	---	---	---	10.0000	B	04/05/2020	100.0000	100.0000

Corporate Bonds Notes

Transactions Volume = (Pieces) * (Nominal Price). Transactions Value = (Pieces) * (Nominal Price) * (price %) + (Accrued interest).

The price of a Bond is stated as a percentage (%) of Bond's Nominal Price.

Nominal Price in Euros (€), except if it is noted differently.

Non Convertible Corporate Bonds - Regulated Market

Num Listed Bonds	Nominal price	Issue price	Today's Rate	Exp. Date	Duration (years)	Note	Coupon		Trading Unit	Corporate Bonds	Accrued Int.	Yield.T.Mat	Price min	Price max	Closing price	Previous closing price/date	Volume	Transactions Value	Last order		ear min	Year max		
							Common	Preferred											Price	Buy / Sell			Date	
175,000	1,000.00	1,000.00	3.40	26/07/2024	5	---	2	---	1	ATTICA HOLDINGS S.A. (Non Convertible)	10.5778	12.6360	70.0000	76.0000	73.4492	76.5080	13/05/2020	24,000	17,881.67	74.0000	B	14/05/2020	58.8701	100.0000
300,000	1,000.00	1,000.00	3.10	27/06/2022	5	---	6	---	1	MYTILINEOS HOLDINGS S.A. (Non Convertible)	12.3139	3.6610	98.0100	98.5900	98.2206	98.5000	13/05/2020	139,000	138,238.23	98.0200	B	14/05/2020	88.5000	101.0000
50,000	1,000.00	1,000.00	4.25	20/06/2022	5	---	6	---	1	SYSTEMS SUNLIGHT S.A. (Non Convertible)	17.7083	4.7350	97.8100	98.0200	97.9164	99.9800	13/05/2020	77,000	76,759.17	98.0001	B	14/05/2020	88.0000	102.0000
40,000,000	1.00	1.00	5.00	04/10/2021	5	---	15	---	1	HOUSEMARKET S.A. (Non Convertible)	0.0058	4.9960	98.8000	98.8000	98.8000	99.8000	13/05/2020	6,782	6,740.18	98.6600	B	14/05/2020	93.8736	105.1000
24,260	1,000.00	1,000.00	4.95	26/06/2023	5	---	4	---	1	B&F COMM. & GARM. INDUS. S.A. (Non Convertible)	19.6625	10.5900	82.5000	84.2705	84.2705	85.0000	12/05/2020	48,000	40,596.92	82.5001	B	14/05/2020	68.0000	94.9999
90,000	1,000.00	1,000.00	3.00	11/05/2023	5	---	5	---	1	CORAL A.E. (Non Convertible)	0.5833	3.3640	98.0000	99.0000	98.4321	98.9170	13/05/2020	251,000	247,211.02	98.3100	B	14/05/2020	89.4200	105.0000
120,000	1,000.00	1,000.00	3.95	04/04/2025	7	---	5	---	1	GEK TERNA S.A. (Non Convertible)	4.6083	3.6420	98.5000	100.0000	100.0000	100.0000	13/05/2020	13,000	12,984.91	98.7000	B	14/05/2020	91.0000	107.2000
150,000	1,000.00	1,000.00	2.60	22/10/2026	7	---	2	---	1	TERNA ENERGY FINANCE S.A. (Non Convertible)	1.8778	3.2420	96.2000	96.5500	96.2817	96.7680	13/05/2020	24,000	23,152.67	96.5500	B	14/05/2020	84.4000	102.8000
200,000	1,000.00	1,000.00	3.60	12/03/2026	7	---	3	---	1	AEGEAN AIRLINES S.A. (Non Convertible)	6.7000	9.5380	75.7000	79.6580	76.0077	78.9590	13/05/2020	146,000	113,082.19	76.0000	B	14/05/2020	54.7313	107.3000

Corporate Bonds Notes

Transactions Volume = (Pieces) * (Nominal Price). Transactions Value = (Pieces) * (Nominal Price) * (price %) + (Accrued interest).

The price of a Bond is stated as a percentage (%) of Bond's Nominal Price.

Nominal Price in Euros (€), except if it is noted differently.

Government Bonds

Number Listed Bonds	Nominal price	Today's Rate	Accrued Interest Calc	Exp. Date [1]	Duration (years)	Note	Coupons Date	Curr. coupon value	Trading Unit	Government Bonds	Price min	Price max	Closing price	Previous closing price/date	Volume	Transactions Value	Price	Last order Buy / Sell	Date
3,000,000	1,000.00	4.38	Actual/Actual	01/08/2022	5	---	01/08	4.38	1	GGB-FXD-010822-05Y-4.375-1.000	---	---	---	---	---	---	1.0000	B	28/11/2018
2,500,000	1,000.00	1.88	Actual/Actual	04/02/2035	15	---	04/02	1.88	1	GGB-FXD-040235-15Y-1.875-1.000	---	---	---	---	---	---	---	---	---
2,500,000	1,000.00	3.45	Actual/Actual	02/04/2024	5	---	02/04	3.45	1	GGB-FXD-020424-05Y-3.450-1.000	---	---	---	---	---	---	---	---	---
4,355,990,324	1.00	3.50	Actual/Actual	30/01/2023	5	---	01/02 - 31/01	3.50	1	GGB-FXD-300123-05Y-3.500-1.000	---	---	---	94.5720 13/07/2018	---	---	1.0000	B	28/11/2018
5,962,747,327	1.00	3.75	Actual/Actual	30/01/2028	10	---	/02 - 01/02 - 31/	3.75	1	GGB-FXD-300128-10Y-3.750-1.000	---	---	---	85.4610 13/07/2018	---	---	1.0000	B	28/11/2018
6,091,218,404	1.00	3.90	Actual/Actual	30/01/2033	15	---	/02 - 01/02 - 31/	3.90	1	GGB-FXD-300133-15Y-3.900-1.000	---	---	---	78.6730 13/07/2018	---	---	1.0000	B	28/11/2018
4,805,399,486	1.00	4.00	Actual/Actual	30/01/2037	19	---	/02 - 01/02 - 31/	4.00	1	GGB-FXD-300137-19Y-4.000-1.000	---	---	---	77.0370 13/07/2018	---	---	1.0000	B	28/11/2018
4,603,713,186	1.00	4.20	Actual/Actual	30/01/2042	24	---	/02 - 01/02 - 31/	4.20	1	GGB-FXD-300142-24Y-4.200-1.000	---	---	---	77.7640 13/07/2018	---	---	1.0000	B	28/11/2018
550,418,123	1.00	3.65	Actual/Actual	24/02/2023	11	---	24/02	3.65	1	GGB-FXD-240223-11Y-2.000-1.000	---	---	---	10.0000 22/06/2015	---	10.0000	B	11/07/2019	
445,007,576	1.00	3.65	Actual/Actual	24/02/2024	12	---	24/02	3.65	1	GGB-FXD-240224-12Y-2.000-1.000	---	---	---	10.0000 22/06/2015	---	---	---	---	---
423,674,226	1.00	3.65	Actual/Actual	24/02/2025	13	---	24/02	3.65	1	GGB-FXD-240225-13Y-2.000-1.000	---	---	---	10.0000 22/06/2015	---	---	---	---	---
212,292,153	1.00	3.65	Actual/Actual	24/02/2026	14	---	24/02	3.65	1	GGB-FXD-240226-14Y-2.000-1.000	---	---	---	10.0000 22/06/2015	---	---	---	---	---
160,621,352	1.00	3.65	Actual/Actual	24/02/2027	15	---	24/02	3.65	1	GGB-FXD-240227-15Y-2.000-1.000	---	---	---	10.0000 22/06/2015	---	---	---	---	---
183,244,055	1.00	3.65	Actual/Actual	24/02/2028	16	---	24/02	3.65	1	GGB-FXD-240228-16Y-2.000-1.000	---	---	---	10.0000 22/06/2015	---	---	---	---	---
164,802,894	1.00	3.65	Actual/Actual	24/02/2029	17	---	24/02	3.65	1	GGB-FXD-240229-17Y-2.000-1.000	---	---	---	10.0000 22/06/2015	---	---	---	---	---
165,460,943	1.00	3.65	Actual/Actual	24/02/2030	18	---	24/02	3.65	1	GGB-FXD-240230-18Y-2.000-1.000	---	---	---	10.0000 22/06/2015	---	---	---	---	---
129,007,241	1.00	3.65	Actual/Actual	24/02/2031	19	---	24/02	3.65	1	GGB-FXD-240231-19Y-2.000-1.000	---	---	---	10.0000 22/06/2015	---	---	---	---	---
126,192,683	1.00	3.65	Actual/Actual	24/02/2032	20	---	24/02	3.65	1	GGB-FXD-240232-20Y-2.000-1.000	---	---	---	10.0000 22/06/2015	---	---	---	---	---
146,905,168	1.00	3.65	Actual/Actual	24/02/2033	21	---	24/02	3.65	1	GGB-FXD-240233-21Y-2.000-1.000	---	---	---	10.0000 22/06/2015	---	---	---	---	---
154,475,606	1.00	3.65	Actual/Actual	24/02/2034	22	---	24/02	3.65	1	GGB-FXD-240234-22Y-2.000-1.000	---	---	---	10.0000 22/06/2015	---	---	---	---	---
144,429,441	1.00	3.65	Actual/Actual	24/02/2035	23	---	24/02	3.65	1	GGB-FXD-240235-23Y-2.000-1.000	---	---	---	10.0000 22/06/2015	---	---	---	---	---
166,211,676	1.00	3.65	Actual/Actual	24/02/2036	24	---	24/02	3.65	1	GGB-FXD-240236-24Y-2.000-1.000	---	---	---	10.0000 22/06/2015	---	---	---	---	---
145,461,669	1.00	3.65	Actual/Actual	24/02/2037	25	---	24/02	3.65	1	GGB-FXD-240237-25Y-2.000-1.000	---	---	---	10.0000 22/06/2015	---	---	---	---	---
146,941,087	1.00	3.65	Actual/Actual	24/02/2038	26	---	24/02	3.65	1	GGB-FXD-240238-26Y-2.000-1.000	---	---	---	10.0000 22/06/2015	---	---	---	---	---
135,115,612	1.00	3.65	Actual/Actual	24/02/2039	27	---	24/02	3.65	1	GGB-FXD-240239-27Y-2.000-1.000	---	---	---	10.0000 22/06/2015	---	---	---	---	---
141,909,637	1.00	3.65	Actual/Actual	24/02/2040	28	---	24/02	3.65	1	GGB-FXD-240240-28Y-2.000-1.000	---	---	---	10.0000 22/06/2015	---	---	---	---	---
136,788,720	1.00	3.65	Actual/Actual	24/02/2041	29	---	24/02	3.65	1	GGB-FXD-240241-29Y-2.000-1.000	---	---	---	10.0000 22/06/2015	---	---	---	---	---
163,643,410	1.00	3.65	Actual/Actual	24/02/2042	30	---	24/02	3.65	1	GGB-FXD-240242-30Y-2.000-1.000	---	---	---	10.0000 22/06/2015	---	---	---	---	---
4,000,000	1,000.00	3.88	Actual/Actual	12/03/2029	10	---	12/03	3.88	1	GGB-FXD-120329-10Y-3.875-1.000	---	---	---	---	---	100.0000	B	15/10/2019	
503,753	1,000.00	0.32	FLR Actual/360	16/09/2021	2	---	16/03 - 16/09	---	1	GGB-FLT-160921-02Y-0.319-1.000	---	---	---	---	---	---	---	---	---
3,000,000	1,000.00	3.38	Actual/Actual	15/02/2025	7	---	15/02	3.38	1	GGB-FXD-150225-07Y-3.375-1.000	---	---	---	---	---	---	---	---	---
250,250	1,000.00	2.90	Actual/Actual	20/03/2023	4	---	20/03	2.90	1	GGB-FXD-200323-04Y-2.900-1.000	---	---	---	---	---	---	---	---	---
964,000	1,000.00	3.25	Actual/Actual	20/03/2025	6	---	20/03	3.25	1	GGB-FXD-200325-06Y-3.250-1.000	---	---	---	---	---	---	---	---	---
2,100,000	1,000.00	3.55	Actual/Actual	20/03/2026	7	---	20/03	3.55	1	GGB-FXD-200326-07Y-3.550-1.000	---	---	---	---	---	---	---	---	---

Government Bonds Notes

Transactions Volume = (Pieces) * (Nominal Price). Transactions Value = (Pieces) * (Nominal Price) * (price %) + (Accrued interest).

The Value of current coupon for the issues with NV 0.01 euro refers to NV 100 euros

FLR: Floating Interest Rate.

[1] - The Expiration Date of the interest bearing period and the Date for coupon payment.

Government Bonds

Number Listed Bonds	Nominal price	Today's Rate	Accrued Interest Calc	Exp. Date [1]	Duration (years)	Note	Coupons Date	Curr. coupon value	Trading Unit	Government Bonds	Price min	Price max	Closing price	Previous closing price/date	Volume	Transactions Value	Price	Last order Buy / Sell	Date
3,314,250	1,000.00	3.25	Actual/Actual	20/03/2050	30	---	20/03	3.25	1	GGB-FXD-200350-30Y-3.250-1.000	---	---	---	---	---	---	---	---	---
2,000,000	1,000.00	2.00	Actual/Actual	22/04/2027	7	---	22/04	2.00	1	GGB-FXD-220427-07Y-2.000-1.000	---	---	---	---	---	---	99.9000	B	22/04/2020
2,500,000	1,000.00	1.88	Actual/Actual	23/07/2026	7	---	23/07	1.88	1	GGB-FXD-230726-07Y-1.875-1.000	---	---	---	---	---	---	---	---	---

Government Bonds Notes

Transactions Volume = (Pieces) * (Nominal Price). Transactions Value = (Pieces) * (Nominal Price) * (price %) + (Accrued interest).

The Value of current coupon for the issues with NV 0.01 euro refers to NV 100 euros

FLR: Floating Interest Rate.

[1] - The Expiration Date of the interest bearing period and the Date for coupon payment.

Treasury Bills & Zero Coupon Government Bonds

Issue Date	13-Week Maturity									26-Week Maturity									52-Week Maturity								
	Exp. Date	Initial Rate	Num Listed Bonds	Nominal price	Issue price	Last Trade Price	Last Trade Date	Volume Traded	Note	Exp. Date	Initial Rate	Num Listed Bonds	Nominal price	Issue price	Last Trade Price	Last Trade Date	Volume Traded	Note	Exp. Date	Initial Rate	Num Listed Bonds	Nominal price	Issue price	Last Trade Price	Last Trade Date	Volume Traded	Note
14/06/2019	---	---	---	---	---	---	---	---	---	---	---	---	---	---	---	---	---	---	12/06/2020	0.47	1,000,000	1,000.00	995.30	---	---	---	---
13/09/2019	---	---	---	---	---	---	---	---	---	---	---	---	---	---	---	---	---	---	11/09/2020	0.29	1,000,000	1,000.00	997.05	---	---	---	---
13/12/2019	---	---	---	---	---	---	---	---	---	---	---	---	---	---	---	---	---	---	11/12/2020	0.07	1,000,000	1,000.00	999.30	---	---	---	---
13/03/2020	---	---	---	---	---	---	---	---	---	---	---	---	---	---	---	---	---	---	12/03/2021	0.24	600,000	1,000.00	1,000.00	---	---	---	---

Bonds in Circulation	Currency / Min nominal traded Value	Coupons Payment Date	Current Coupon Value	Note	Coupon	Trading Unit	Issue Date	Duration (years)	Today's Interest	A.I.C in days	Bonds	Last price of previous days		Last Outcry in Cash (euro)		Trades in Pieces	Life min	Life Max	
												Price	Buy / Sell	Price	Buy / Sell				
Corporate Bonds in Foreign Currency and Euro																			
103,746	GBP / 10	01/12	0.25	---	61	1	01/12/1930	98	2.5	360	National Mortgage Bank	2.27	05/02/1996	2.27	S	05/02/1996	---	2.27	2.27
0	GBP / 10	01/12	0.25	---	63	1	01/12/1928	100	2.5	360	National Mortgage Bank	---	---	---	---	---	---	---	---

Government Bonds Notes

A.I.C: Accrued Interest Calculation base.

FLR: Floating Interest Rate.

The minimum tradeable Nominal Value for all Demeterialised Government Titles is 100 Euros.

(μτφρ-0)

Athex & ATHEXClear Members List

Member Name				Stock Market			Derivatives Market		ATHEXClear Member	
	Address	Phone	Fax	Market Member	Remote Member	Market Maker	Proprietary	Market Maker	General Clearing	Direct Clearing
A. SARRIS SECURITIES S.A.				a						
6, ΔΡΑΓΑΤΣΑΝΙΟΥ 6 ΑΘΗΝΑ	2103367700									
ΑΕΟΝIC SECURITIES C.I.F. P.L.C.					a					
, ΛΑΪΟΥ 6, ΓΡ. 301B, ANNA COURT	35725337600									
ALPHA BANK A.E.									a	
103, AVE. ATHINON ATHINA	+30 2103436820	210-3436270								
40, STADIΟΥ STR ATHINA	(210)-3260000	(210)-3264116								
	(210)-3265546	(210)-3265811								
ALPHA FINANCE INVESTMENT SERVICES S.A.				a		a	a	a		a
5, ΜΕΡΑΙΝ 5 ΑΘΗΝΑ	2103677400									
ARGUS STOCKBROKERS LTD				a	a		a			
25 , 25 ΛΕΩΦΟΡΟΣ ΔΗΜΟΣΘΕΝΗ ΣΕΒΕΡΗ	0035722717000									
ATLANTIC SECURITIES LIMITED				a						
37, ΠΡΟΔΡΟΜΟΥ 37	0035722445400									
ATLANTIC SECURITIES LTD					a					
, ΠΡΟΔΡΟΜΟΥ 37	0035722445400									
AXON SECURITIES S.A.				a			a			
48, ΣΤΑΔΙΟΥ 48 ΑΘΗΝΑ	2103363800									
BETA SECURITIES S.A.				a		a	a			a
29 , Λ.ΑΛΕΞΑΝΔΡΑΣ 29 ΑΘΗΝΑ	2106478930									
BNP PARIBAS SECURITIES SERVICES									a	
2, ΛΑΜΨΑΚΟΥ 2 ΑΘΗΝΑ	2107468500									
BOFA SECURITIES EUROPE SA				a	a					
, 112 AVENUE KL?BER 75116	+33 153655555									
CAPITAL SECURITIES S.A.				a			a			
58, ΜΗΤΡΟΠΟΛΕΩΣ 58 ΑΘΗΝΑ	2103369700									
CFS SECURITIES INVESTMENT SERVICES S.A.				a						
3, ΠΑΠΑΡΡΗΓΟΠΟΥΛΟΥ 3 ΑΘΗΝΑ	2103360800									
CITIGROUP GLOBAL MARKETS EUROPE AG				a	a					
16, REUTERWEG 16 FRANKFURT	+49 691366-0									
CITIGROUP GLOBAL MARKETS LIMITED				a	a					
1, 33 CANADA SQUARE -CANARY WHARF	+44 02079864000									
CREDIT SUISSE SECURITIES (EUROPE) LIMITED				a	a					
1 , ONE CABOT SQUARE LONDON	+44 2078888888									
CREDIT SUISSE SECURITIES SOCIEDAD DE VALORES SA				a	a					
, CALLE AYALA 42, 3A PLANTA-B MADRID	+34917916000									
CYCLOS SECURITIES S.A.				a			a			a
39, ΠΑΝΕΠΙΣΤΗΜΙΟΥ 39 ΑΘΗΝΑ	2103364300									
DEUTSCHE BANK S.A.					a					
1 , GREAT WINCHESTER STREET LONDON	+44 20 754 54209	00441133361437								
DYNAMIC SECURITIES S.A.				a			a			a
, ΤΡΑΛΛΕΩΝ 2 & Λ.ΣΥΓΓΡΟΥ 223 ΝΕΑ ΣΜΥΡΝΙ	2103677700									
EUROBANK EQUITIES INVESTMENT FIRM S.A				a		a	a	a		a
, ΦΙΛΕΛΛΗΝΩΝ 10 & ΞΕΝΟΦΩΝΤΟΣ 13 ΑΘΗΝΑ	2103720000									
EUROBANK S.A.									a	
, ΟΘΩΝΟΣ 8 ΑΘΗΝΑ	2103337000									
EUROCORP INVESTMENT SERVICES S.A.				a			a			a
14, ΠΛ.ΦΙΛΙΚΗΣ ΕΤΑΙΡΕΙΑΣ 14 ΑΘΗΝΑ	2107263600									
EUROTRUST INVESTMENT FIRM SA				a						
113, ΣΕΒΑΣΤΟΥΠΟΛΕΩΣ 113 ΑΘΗΝΑ	2103363100									
EUROXX SECURITIES S.A.				a		a	a	a		a
7, PALEOLOGOU CHALANDRI	+30 2106879400	210-6879401								
7, PALAIOLOGOU CHALANDRI	(210)-6879400	(210)-6879401								
G. A. PERVANAS SECURITIES- INVESTMENT SERVICES S.A.				a						
7-9, ΣΟΦΟΚΛΕΟΥΣ 7-9 ΑΘΗΝΑ	2103727200									
GLOBAL CAPITAL SECURITIES & FINANCIAL SERVICES LTD				a	a					
50, ΛΑΡΧΙΕΠΙΣΚΟΠΟΥ ΜΑΚΑΡΙΟΥ Γ50	0035722710710									
HELLENIC AMERICAN SECURITIES S.A.				a		a	a			a
27, ΑΝΔΡΕΑ ΠΑΠΑΝΔΡΕΟΥ 27 MAROUSI	2103311100									
HELLENIC BANK (INVESTMENTS) LTD					a					
, AVE. KYRIAKOU MATSI 31 - PO BOX 24747 NICOSIA	+357 22500100	357 22500110								
HSBC FRANCE									a	
109-111, Λ.ΜΕΣΟΓΕΙΩΝ 109-111	2106960000									

Athex & ATHEXClear Members List

Member Name				Stock Market			Derivatives Market		ATHEXClear Member	
	Address	Phone	Fax	Market Member	Remote Member	Market Maker	Proprietary	Market Maker	General Clearing	Direct Clearing
INDEX SECURITIES S.A.				a						
6, ΔΡΑΓΑΤΣΑΝΙΟΥ 6 ΑΘΗΝΑ	2103213920									
J. CHR. MAVRIKIS SECURITIES S.A.				a						
5, ΣΟΦΟΚΛΕΟΥΣ 5 ΑΘΗΝΑ	2103216730									
KAPPA SECURITIES S.A.				a			a			
15, ΒΑΛΛΑΡΠΙΤΟΥ 15 ΑΘΗΝΑ	2103678600									
KARAMANOF SECURITIES & INVESTMENT SERVICES S.A.				a			a			
2, ΠΛΑΓ.ΘΕΟΔΩΡΩΝ 2 ΑΘΗΝΑ	2103212947									
LAIKI FINANCIAL SERVICES LTD					a					
26, AVE. VYRONOS NICOSIA	357 22367367	357 22718567								
LEON DEPOLAS SECURITIES S.A.				a		a	a			
1, ΧΡΗΣΤΟΥ ΛΑΔΑ 1 ΑΘΗΝΑ	2103213276 -28									
MEGA EQUITY SECURITIES & FINANCIAL SERVICES PUBLIC LTD				a	a		a			
42-44, ΛΕΩΦ.ΓΡΙΒΑ ΔΙΓΕΝΗ 42-44	0035722711711									
MERIT SECURITIES S.A				a		a	a			a
5, ΣΟΦΟΚΛΕΟΥΣ 5 ΑΘΗΝΑ	2103671880									
MERRILL LYNCH INTERNATIONAL				a	a					
2, 2 KING EDWARD STREET LONDON	+44 20276281000									
N. CHRYSOCHOIDIS SECURITIES S.A.				a			a			a
7-9, ΣΟΦΟΚΛΕΟΥΣ 7-9 ΑΘΗΝΑ	2103213913									
NATIONAL BANK OF GREECE S.A.				a		a	a		a	
68, ΑΚΑΔΙΜΙΑΣ STR. ΑΘΗΝΑ	(210)-3328817	(210)-3328678								
86, ΑΙΟΛΟΥ STR. ΑΘΗΝΑ	(210)-3341000	(210)-3228187								
NATIONAL SECURITIES S.A.				a		a	a	a		
66, ΛΕΩΦ. ΚΗΦΙΣΙΑΣ 66 (ΚΤΗΡΙΟ Α) ΜΑΡΟΥΣΙ	2107720000									
NUNTIUS BROKERAGE AND INVESTMENT SERVICES S.A				a						
6, ΔΡΑΓΑΤΣΑΝΙΟΥ 6 ΑΘΗΝΑ	2103350599									
ONE PLUS CAPITAL LIMITED				a	a					
, 75 PRODRAMOU AVENUE NICOSIA 1307	35722873760									
OPTIMA BANK S.A.				a		a	a	a	a	
32, ΑΙΓΙΑΛΕΙΑΣ 32 & ΠΑΡΑΔΕΙΣΟΥ ΜΑΡΟΥΣΙ	2108173111									
PANTELAKIS SECURITIES S.A.				a		a	a	a		
57, ΕΘΝΙΚΗΣ ΑΝΤΙΣΤΑΣΕΩΣ 57, ΚΤΙΡΙΟ Β CHALANDRI	2106965000									
PEGASUS SECURITIES S.A				a			a			
17, ΒΑΛΛΑΡΠΙΤΟΥ 17 & ΑΜΕΡΙΚΗΣ ΑΘΗΝΑ	2103670700									
PIRAEUS BANK S.A.				a			a		a	
4, ΑΜΕΡΙΚΗΣ ΑΘΗΝΑ	+30 2103335000	210-3335079								
4, ΑΜΕΡΙΚΗΣ STR ΑΘΗΝΑ	(210)-3335918	(210)-3254207								
4, ΑΜΕΡΙΚΗΣ STR. ΑΘΗΝΑ	(210)-3335000	(210)-3335079								
PIRAEUS SECURITIES S. A.				a		a	a	a		a
10, ΣΤΑΔΙΟΥ 10 ΑΘΗΝΑ	2103354100									
PROCHOICE SECURITIES LTD				a	a					
57, ΛΕΩΦ.ΣΠΥΡΟΥ ΚΥΠΡΙΑΝΟΥ 57, ΑΚΙΝΗΤΑ Φ	035724661192									
SHARELINK SECURITIES & FINANCIAL SERVICES LTD				a	a		a			
6, HOUSE-ΘΕΟΤΟΚΗ 6 ΜΕΓΑΡΟ ΕΛΛΗΝΑ	+357 22554200									
SOCIETE GENERALE S.A.				a	a		a			
, 17 COURS VALMY, CEDEX	+157290504									
SOLIDUS SECURITIES S.A				a			a			a
64, ΛΟΥΙΖΗΣ ΡΙΑΝΚΟΥΡ 64 ΑΘΗΝΑ	2106900600									
ST. EM. LAVRENTAKIS SECURITIES S.A.				a			a			
7-9, ΣΟΦΟΚΛΕΟΥΣ 7-9 ΑΘΗΝΑ	2103213336									
THE CYPRUS INVESTMENT & SECURITIES CORPORATION LTD				a	a					
154, ΛΕΩΦ. ΛΕΜΕΣΟΥ 154	0035722121700									
UBS EUROPE SE				a	a					
, OPERNTURM, BOCKENHEIMER LANDSTRASSE 2-4	496921790									
UBS LIMITED					a					
1, FINSBURY AVENUE LONDON	+44 2075687135									

List of Stocks under Market Making operations

Securities	Market Maker	Start Market Making	Stock Category
MLS MULTIMEDIA SA (CR)			Suspension Status
	PIRAEUS SECURITIES S. A.	01/08/2019	
ALPHA ETF FTSE Athex Large Cap			Exchange Traded Funds (ETFs)
	ALPHA FINANCE INVESTMENT SERVICES S.A.	02/01/1900	
	NATIONAL SECURITIES S.A.	02/01/1900	
ADMIE (IPTO) HOLDING S.A. (CR)			Main Market
	HELLENIC AMERICAN SECURITIES S.A.	09/03/2020	
	PIRAEUS SECURITIES S. A.	29/06/2017	
ALPHA BANK (CR)			Main Market
	ALPHA FINANCE INVESTMENT SERVICES S.A.	29/02/2016	
	EUROBANK EQUITIES INVESTMENT FIRM S.A	22/10/2006	
	HELLENIC AMERICAN SECURITIES S.A.	25/07/2014	
	LEON DEPOLAS SECURITIES S.A.	04/01/2016	
	MERIT SECURITIES S.A	03/09/2012	
	NATIONAL SECURITIES S.A.	02/01/1900	
	PIRAEUS SECURITIES S. A.	28/05/2009	
AS COMPANY SA (CR)			Main Market
	EUROBANK EQUITIES INVESTMENT FIRM S.A	01/04/2019	
ATTICA BANK S.A. (CR)			Main Market
	EUROBANK EQUITIES INVESTMENT FIRM S.A	11/11/2019	
	EUROXX SECURITIES S.A.	22/01/2016	
	PIRAEUS SECURITIES S. A.	20/09/2017	
ATTICA HOLDINGS (CR)			Main Market
	HELLENIC AMERICAN SECURITIES S.A.	28/12/2017	
AUTOHELLAS SA (CR)			Main Market
	ALPHA FINANCE INVESTMENT SERVICES S.A.	01/07/2019	
	EUROXX SECURITIES S.A.	02/07/2018	
AVAX S.A. (CR)			Main Market
	EUROBANK EQUITIES INVESTMENT FIRM S.A	14/12/2015	
BRIQ PROPERTIES (CR)			Main Market
	EUROBANK EQUITIES INVESTMENT FIRM S.A	09/09/2019	
BYTE COMPUTER SA (CR)			Main Market
	MERIT SECURITIES S.A	04/08/2008	
CC HBC AG (CR)			Main Market
	NATIONAL SECURITIES S.A.	02/01/1900	
	PIRAEUS SECURITIES S. A.	04/05/2015	
CENERGY HOLDINGS (CB)			Main Market
	ALPHA FINANCE INVESTMENT SERVICES S.A.	02/01/2016	
	EUROBANK EQUITIES INVESTMENT FIRM S.A	02/01/2016	
CNL CAPITAL (CR)			Main Market
	MERIT SECURITIES S.A	01/10/2018	
EKTER SA (CR)			Main Market
	EUROBANK EQUITIES INVESTMENT FIRM S.A	16/10/2017	
	LEON DEPOLAS SECURITIES S.A.	21/05/2018	
ELASTRON (CR)			Main Market
	LEON DEPOLAS SECURITIES S.A.	20/02/2017	
ELLAKTOR (CR)			Main Market
	ALPHA FINANCE INVESTMENT SERVICES S.A.	18/03/2019	
	EUROXX SECURITIES S.A.	24/09/2018	
	NATIONAL SECURITIES S.A.	02/01/1900	
	PIRAEUS SECURITIES S. A.	22/10/2018	
ELTON SA (CR)			Main Market
	BETA SECURITIES S.A.	03/09/2012	
	LEON DEPOLAS SECURITIES S.A.	01/04/2019	
ELVALHALCOR (CR)			Main Market
	ALPHA FINANCE INVESTMENT SERVICES S.A.	07/05/2018	
	EUROBANK EQUITIES INVESTMENT FIRM S.A	07/05/2018	
EUROBANK HOLDINGS (CR)			Main Market
	ALPHA FINANCE INVESTMENT SERVICES S.A.	09/01/2006	
	EUROBANK EQUITIES INVESTMENT FIRM S.A	01/06/2012	
	HELLENIC AMERICAN SECURITIES S.A.	25/07/2014	
	LEON DEPOLAS SECURITIES S.A.	30/11/2018	
	MERIT SECURITIES S.A	06/11/2017	
	NATIONAL SECURITIES S.A.	02/01/1900	
	PIRAEUS SECURITIES S. A.	28/09/2009	
EUROPEAN RELIANCE INSUR. (CR)			Main Market
	EUROBANK EQUITIES INVESTMENT FIRM S.A	08/07/2019	
	PANTELAKIS SECURITIES S.A.	15/07/2019	

List of Stocks under Market Making operations

Securities	Stock Category
Market Maker	Start Market Making
EYDAP S.A. (CR)	Main Market
ALPHA FINANCE INVESTMENT SERVICES S.A.	27/01/2020
EUROBANK EQUITIES INVESTMENT FIRM S.A	10/06/2019
FOURLIS (CR)	Main Market
EUROBANK EQUITIES INVESTMENT FIRM S.A	01/12/2016
PIRAEUS SECURITIES S. A.	06/03/2017
GEK TERNA (CR)	Main Market
PIRAEUS SECURITIES S. A.	29/08/2019
GR. SARANTIS S.A. (CR)	Main Market
BETA SECURITIES S.A.	14/05/2012
EUROBANK EQUITIES INVESTMENT FIRM S.A	24/10/2016
HELLENIC EXCHANGES-A.S.E. (CR)	Main Market
HELLENIC AMERICAN SECURITIES S.A.	01/09/2014
NATIONAL SECURITIES S.A.	02/01/1900
PIRAEUS SECURITIES S. A.	04/05/2015
HELLENIC PETROLEUM (CR)	Main Market
HELLENIC AMERICAN SECURITIES S.A.	14/09/2015
PIRAEUS SECURITIES S. A.	20/03/2017
IKTINOS HELLAS SA (CR)	Main Market
ALPHA FINANCE INVESTMENT SERVICES S.A.	01/04/2019
EUROBANK EQUITIES INVESTMENT FIRM S.A	25/02/2019
NATIONAL SECURITIES S.A.	02/01/1900
INTERCONTINENTAL (CR)	Main Market
LEON DEPOLAS SECURITIES S.A.	03/06/2019
INTRACOM HOLDINGS (CR)	Main Market
LEON DEPOLAS SECURITIES S.A.	08/10/2018
INTRALOT (CR)	Main Market
EUROXX SECURITIES S.A.	12/06/2017
PIRAEUS SECURITIES S. A.	28/09/2009
JUMBO SA (CR)	Main Market
MERIT SECURITIES S.A	06/11/2017
PIRAEUS SECURITIES S. A.	06/03/2017
KARAMOLEGOS SA (CR)	Main Market
EUROXX SECURITIES S.A.	04/10/2019
KLOUKINAS - LAPPAS SA (CR)	Main Market
BETA SECURITIES S.A.	22/09/2014
KRI-KRI S.A. (CR)	Main Market
EUROBANK EQUITIES INVESTMENT FIRM S.A	07/05/2018
LEON DEPOLAS SECURITIES S.A.	16/01/2017
LAMDA DEVELOPMENT SA (CR)	Main Market
EUROBANK EQUITIES INVESTMENT FIRM S.A	08/12/2014
PANTELAKIS SECURITIES S.A.	06/11/2017
PIRAEUS SECURITIES S. A.	29/06/2017
LAMPSA HOTEL SA (CR)	Main Market
LEON DEPOLAS SECURITIES S.A.	16/01/2017
MARFIN INVESTMENT GROUP (CR)	Main Market
PIRAEUS SECURITIES S. A.	02/02/2009
MOTOR OIL (CR)	Main Market
HELLENIC AMERICAN SECURITIES S.A.	01/09/2014
LEON DEPOLAS SECURITIES S.A.	01/04/2019
MERIT SECURITIES S.A	25/02/2019
NATIONAL SECURITIES S.A.	02/01/1900
PIRAEUS SECURITIES S. A.	04/05/2015
MYTILINEOS (CR)	Main Market
ALPHA FINANCE INVESTMENT SERVICES S.A.	15/04/2019
EUROBANK EQUITIES INVESTMENT FIRM S.A	20/09/2017
MERIT SECURITIES S.A	25/02/2019
NATIONAL SECURITIES S.A.	02/01/1900
PIRAEUS SECURITIES S. A.	04/05/2015
NATIONAL BANK (CR)	Main Market
ALPHA FINANCE INVESTMENT SERVICES S.A.	09/01/2006
EUROBANK EQUITIES INVESTMENT FIRM S.A	22/10/2006
HELLENIC AMERICAN SECURITIES S.A.	25/07/2014
LEON DEPOLAS SECURITIES S.A.	20/05/2015
MERIT SECURITIES S.A	03/09/2012
NATIONAL SECURITIES S.A.	02/01/1900
PIRAEUS SECURITIES S. A.	08/09/2008

List of Stocks under Market Making operations

Securities	Market Maker	Start Market Making	Stock Category
OPAP (CR)			Main Market
	ALPHA FINANCE INVESTMENT SERVICES S.A.	09/01/2006	
	EUROBANK EQUITIES INVESTMENT FIRM S.A	22/10/2006	
	HELLENIC AMERICAN SECURITIES S.A.	25/07/2014	
	MERIT SECURITIES S.A	20/03/2017	
	NATIONAL SECURITIES S.A.	02/01/1900	
	PIRAEUS SECURITIES S. A.	04/05/2015	
OTE (CR)			Main Market
	ALPHA FINANCE INVESTMENT SERVICES S.A.	09/01/2006	
	EUROBANK EQUITIES INVESTMENT FIRM S.A	22/10/2006	
	HELLENIC AMERICAN SECURITIES S.A.	25/07/2014	
	LEON DEPOLAS SECURITIES S.A.	20/04/2015	
	MERIT SECURITIES S.A	20/03/2017	
	NATIONAL SECURITIES S.A.	02/01/1900	
	PIRAEUS SECURITIES S. A.	08/09/2008	
P.P.A. S.A. (CR)			Main Market
	EUROBANK EQUITIES INVESTMENT FIRM S.A	06/02/2019	
PAPOUTSANIS (CR)			Main Market
	ALPHA FINANCE INVESTMENT SERVICES S.A.	19/11/2018	
	BETA SECURITIES S.A.	25/11/2013	
PETROPOULOS PETROS (CR)			Main Market
	EUROBANK EQUITIES INVESTMENT FIRM S.A	01/04/2019	
	PANTELAKIS SECURITIES S.A.	16/03/2020	
PIRAEUS BANK (CR)			Main Market
	ALPHA FINANCE INVESTMENT SERVICES S.A.	15/04/2019	
	EUROBANK EQUITIES INVESTMENT FIRM S.A	22/10/2006	
	EUROXX SECURITIES S.A.	15/02/2016	
	HELLENIC AMERICAN SECURITIES S.A.	25/07/2014	
	LEON DEPOLAS SECURITIES S.A.	30/11/2018	
	MERIT SECURITIES S.A	16/09/2013	
	NATIONAL SECURITIES S.A.	02/01/1900	
	PIRAEUS SECURITIES S. A.	16/02/2009	
PLAISIO COMPUTERS SA (CR)			Main Market
	EUROBANK EQUITIES INVESTMENT FIRM S.A	02/03/2015	
PPC (CR)			Main Market
	ALPHA FINANCE INVESTMENT SERVICES S.A.	09/01/2006	
	EUROBANK EQUITIES INVESTMENT FIRM S.A	22/10/2006	
	HELLENIC AMERICAN SECURITIES S.A.	01/09/2014	
	MERIT SECURITIES S.A	06/11/2017	
	NATIONAL SECURITIES S.A.	02/01/1900	
	PIRAEUS SECURITIES S. A.	28/09/2009	
PROFILE SA (CR)			Main Market
	PANTELAKIS SECURITIES S.A.	01/07/2019	
QUEST HOLDINGS (CR)			Main Market
	BETA SECURITIES S.A.	26/03/2018	
	EUROBANK EQUITIES INVESTMENT FIRM S.A	28/01/2019	
SPIROY AGRICULTURE SA (CR)			Main Market
	EUROBANK EQUITIES INVESTMENT FIRM S.A	02/09/2019	
TERNA ENERGY (CR)			Main Market
	PIRAEUS SECURITIES S. A.	09/12/2019	
THRACE PLASTICS SA (CR)			Main Market
	ALPHA FINANCE INVESTMENT SERVICES S.A.	26/03/2018	
	EUROBANK EQUITIES INVESTMENT FIRM S.A	26/03/2018	
TITAN CEMENT (CB)			Main Market
	EUROBANK EQUITIES INVESTMENT FIRM S.A	06/11/2019	
VIOHALCO SA/NV (CB)			Main Market
	ALPHA FINANCE INVESTMENT SERVICES S.A.	11/03/2008	
	EUROBANK EQUITIES INVESTMENT FIRM S.A	04/03/2014	
	MERIT SECURITIES S.A	17/03/2014	

Underlying Asset				Derivatives Market													
Price max	Price min	Closing price	change	Delivery Month	Open price	Price max	Price min	Last price	Closing price	Last Bid	Last Ask	Fixing price*	Life high	Life low	Trades	Volume	Open Interest
FTSE/Athex Large Cap (Trade Unit: 1 Index Point x 2€, Cash Settlement)																	
1,420.71	1,396.31	1,403.17	-1.08%	May 2020	1,398.00	1,417.25	1,398.00	1,401.50	1,401.50	---	---	---	1,562.75	---	131	1,591	1,919
				June 2020	1,400.00	1,417.00	1,395.00	1,403.75	1,403.75	---	---	---	1,559.25	---	142	1,173	1,634
				July 2020	---	---	---	---	1,423.75	---	---	---	1,447.75	---	---	---	85
				September 2020	---	---	---	---	1,428.50	---	---	---	---	---	---	---	---
				December 2020	---	---	---	---	1,435.75	---	---	---	---	---	---	---	---
				March 2021	---	---	---	---	1,443.00	---	---	---	---	---	---	---	---

Derivatives notes

Fixing prices and final open positions can be retrieved from the following path <http://www.helex.gr/el/web/guest/statistics-end-of-day-derivatives>

Underlying Asset				Derivatives Market													
Price max	Price min	Closing price	change	Delivery Month	Open price	Price max	Price min	Last price	Closing price	Last Bid	Last Ask	Fixing price*	Life high	Life low	Trades	Volume	Open Interest
ADMIE (IPTO) HOLDING S.A. (CR)																	
(Contract Size: 100 Securities, Physical Delivery)																	
2.1	2.055	2.08	4.00%	June 2020	2.04	2.11	2.04	2.09	2.09	---	---	---	2.75	---	49	243	3,163
				September 2020	---	---	---	---	2.01	---	---	---	---	---	---	---	---
				December 2020	---	---	---	---	2.02	---	---	---	---	---	---	---	---
				March 2021	---	---	---	---	2.03	---	---	---	---	---	---	---	---
ALPHA BANK (CR)																	
(Contract Size: 100 Securities, Physical Delivery)																	
0.5398	0.486	0.52	-1.89%	June 2020	0.505	0.539	0.493	0.524	0.524	---	---	---	1.58	---	189	3,101	24,925
				September 2020	0.510	0.510	0.510	0.510	0.510	---	---	---	0.560	---	1	1	1
				December 2020	---	---	---	---	0.536	---	---	---	---	---	---	---	---
				March 2021	---	---	---	---	0.539	---	---	---	---	---	---	---	---
ATTICA BANK S.A. (CR)																	
(Contract Size: 100 Securities, Physical Delivery)																	
0.202	0.1924	0.1962	-0.91%	June 2020	---	---	---	---	0.198	---	---	---	0.271	---	---	---	341
				September 2020	---	---	---	---	0.199	---	---	---	---	---	---	---	---
				December 2020	---	---	---	---	0.200	---	---	---	---	---	---	---	---
				March 2021	---	---	---	---	0.201	---	---	---	---	---	---	---	---
CC HBC AG (CR)																	
(Contract Size: 100 Securities, Physical Delivery)																	
20.8	20.21	20.21	-4.85%	June 2020	21.16	21.18	20.21	20.21	20.21	---	---	---	28.10	---	69	211	527
				September 2020	---	---	---	---	21.39	---	---	---	35.15	---	---	---	2
				December 2020	---	---	---	---	21.50	---	---	---	---	---	---	---	---
				March 2021	---	---	---	---	21.61	---	---	---	---	---	---	---	---
CENERGY HOLDINGS (CB)																	
(Contract Size: 100 Securities, Physical Delivery)																	
0.91	0.86	0.91	2.25%	June 2020	0.873	0.899	0.870	0.899	0.899	---	---	---	1.05	---	29	155	2,353
				September 2020	---	---	---	---	0.896	---	---	---	---	---	---	---	---
				December 2020	---	---	---	---	0.901	---	---	---	---	---	---	---	---
				March 2021	---	---	---	---	0.905	---	---	---	---	---	---	---	---
ELLAKTOR (CR)																	
(Contract Size: 100 Securities, Physical Delivery)																	
0.87	0.845	0.845	-1.74%	June 2020	0.869	0.869	0.847	0.849	0.849	---	---	---	1.52	---	34	363	7,728
				September 2020	---	---	---	---	0.866	---	---	---	---	---	---	---	---
				December 2020	---	---	---	---	0.870	---	---	---	---	---	---	---	---
				March 2021	---	---	---	---	0.875	---	---	---	---	---	---	---	---
EUROBANK HOLDINGS (CR)																	
(Contract Size: 100 Securities, Physical Delivery)																	
0.3016	0.282	0.283	-5.67%	June 2020	0.298	0.302	0.282	0.284	0.284	---	---	---	0.820	---	404	14,633	36,444
				September 2020	0.300	0.300	0.295	0.295	0.295	---	---	---	0.402	---	2	6	8
				December 2020	---	---	---	---	0.304	---	---	---	---	---	---	---	---
				March 2021	---	---	---	---	0.305	---	---	---	---	---	---	---	---

Derivatives notes

Fixing prices and final open positions can be retrieved from the following path <http://www.helex.gr/el/web/guest/statistics-end-of-day-derivatives>

Underlying Asset				Derivatives Market													
Price max	Price min	Closing price	change	Delivery Month	Open price	Price max	Price min	Last price	Closing price	Last Bid	Last Ask	Fixing price*	Life high	Life low	Trades	Volume	Open Interest
EYDAP S.A. (CR)				(Contract Size: 100 Securities, Physical Delivery)													
6.7	6.52	6.58	-1.05%	June 2020	6.66	6.66	6.66	6.66	6.66	---	---	---	6.99	---	2	6	143
				September 2020	---	---	---	---	6.70	---	---	---	---	---	---	---	---
				December 2020	---	---	---	---	6.73	---	---	---	---	---	---	---	---
				March 2021	---	---	---	---	6.76	---	---	---	---	---	---	---	---
FOURLIS (CR)				(Contract Size: 100 Securities, Physical Delivery)													
3.4	3.29	3.38	0.45%	June 2020	3.30	3.39	3.30	3.39	3.39	---	---	---	4.36	---	4	23	342
				September 2020	---	---	---	---	3.39	---	---	---	---	---	---	---	---
				December 2020	---	---	---	---	3.41	---	---	---	---	---	---	---	---
				March 2021	---	---	---	---	3.42	---	---	---	---	---	---	---	---
GEK TERNA (CR)				(Contract Size: 100 Securities, Physical Delivery)													
5.96	5.65	5.9	2.79%	June 2020	5.70	5.94	5.68	5.90	5.90	---	---	---	7.26	---	47	137	2,576
				September 2020	---	---	---	---	5.78	---	---	---	---	---	---	---	---
				December 2020	---	---	---	---	5.81	---	---	---	---	---	---	---	---
				March 2021	---	---	---	---	5.84	---	---	---	---	---	---	---	---
HELLENIC EXCHANGES-A.S.E. (CR)				(Contract Size: 100 Securities, Physical Delivery)													
3.35	3.17	3.315	0.76%	June 2020	3.22	3.25	3.12	3.25	3.25	---	---	---	3.93	---	27	218	1,500
				September 2020	---	---	---	---	3.31	---	---	---	---	---	---	---	---
				December 2020	---	---	---	---	3.33	---	---	---	---	---	---	---	---
				March 2021	---	---	---	---	3.35	---	---	---	---	---	---	---	---
HELLENIC PETROLEUM (CR)				(Contract Size: 100 Securities, Physical Delivery)													
5.82	5.66	5.75	-1.88%	June 2020	5.72	5.76	5.72	5.75	5.75	---	---	---	6.80	---	8	43	1,281
				September 2020	---	---	---	---	5.90	---	---	---	---	---	---	---	---
				December 2020	---	---	---	---	5.93	---	---	---	---	---	---	---	---
				March 2021	---	---	---	---	5.96	---	---	---	---	---	---	---	---
INTRACOM HOLDINGS (CR)				(Contract Size: 100 Securities, Physical Delivery)													
0.473	0.4505	0.4595	-1.39%	June 2020	0.462	0.462	0.462	0.462	0.462	---	---	---	0.560	---	2	7	1,665
				September 2020	---	---	---	---	0.469	---	---	---	---	---	---	---	---
				December 2020	---	---	---	---	0.472	---	---	---	---	---	---	---	---
				March 2021	---	---	---	---	0.474	---	---	---	---	---	---	---	---
INTRALOT (CR)				(Contract Size: 100 Securities, Physical Delivery)													
0.1208	0.11	0.119	-1.49%	June 2020	0.121	0.121	0.119	0.119	0.119	---	---	---	0.180	---	2	2	1,190
				September 2020	---	---	---	---	0.122	---	---	---	---	---	---	---	---
				December 2020	---	---	---	---	0.122	---	---	---	---	---	---	---	---
				March 2021	---	---	---	---	0.123	---	---	---	---	---	---	---	---

Derivatives notes

Fixing prices and final open positions can be retrieved from the following path <http://www.helex.gr/el/web/guest/statistics-end-of-day-derivatives>

Underlying Asset				Derivatives Market													
Price max	Price min	Closing price	change	Delivery Month	Open price	Price max	Price min	Last price	Closing price	Last Bid	Last Ask	Fixing price*	Life high	Life low	Trades	Volume	Open Interest
JUMBO SA (CR)				(Contract Size: 100 Securities, Physical Delivery)													
14.78	14.29	14.68	2.73%	June 2020	14.40	14.70	14.24	14.51	14.51	---	---	---	16.30	---	17	35	396
				September 2020	---	---	---	---	14.39	---	---	---	---	---	---	---	---
				December 2020	---	---	---	---	14.46	---	---	---	---	---	---	---	---
				March 2021	---	---	---	---	14.54	---	---	---	---	---	---	---	---
LAMDA DEVELOPMENT SA (CR)				(Contract Size: 100 Securities, Physical Delivery)													
6.01	5.61	5.85	2.99%	June 2020	5.68	5.98	5.68	5.82	5.82	---	---	---	7.22	---	30	135	1,290
				September 2020	---	---	---	---	5.72	---	---	---	---	---	---	---	---
				December 2020	---	---	---	---	5.75	---	---	---	---	---	---	---	---
				March 2021	---	---	---	---	5.78	---	---	---	---	---	---	---	---
MARFIN INVESTMENT GROUP (CR)				(Contract Size: 100 Securities, Physical Delivery)													
0.059	0.057	0.0573	-2.88%	June 2020	0.058	0.059	0.057	0.057	0.057	---	---	---	0.133	---	11	319	40,350
				September 2020	---	---	---	---	0.059	---	---	---	---	---	---	---	---
				December 2020	---	---	---	---	0.060	---	---	---	---	---	---	---	---
				March 2021	---	---	---	---	0.060	---	---	---	---	---	---	---	---
MOTOR OIL (CR)				(Contract Size: 100 Securities, Physical Delivery)													
13.28	12.82	13.28	2.95%	June 2020	12.86	13.23	12.86	13.21	13.21	---	---	---	16.33	---	14	33	215
				September 2020	---	---	---	---	12.99	---	---	---	---	---	---	---	---
				December 2020	---	---	---	---	13.06	---	---	---	---	---	---	---	---
				March 2021	---	---	---	---	13.12	---	---	---	12.60	---	---	---	2
MYTILINEOS (CR)				(Contract Size: 100 Securities, Physical Delivery)													
6.6	6.45	6.5	-1.52%	June 2020	6.50	6.60	6.47	6.51	6.51	---	---	---	9.00	---	69	266	4,375
				September 2020	---	---	---	---	6.65	---	---	---	---	---	---	---	---
				December 2020	---	---	---	---	6.68	---	---	---	---	---	---	---	---
				March 2021	---	---	---	---	6.71	---	---	---	---	---	---	---	---
NATIONAL BANK (CR)				(Contract Size: 100 Securities, Physical Delivery)													
1.015	0.951	0.9616	-3.74%	June 2020	0.980	1.02	0.953	0.965	0.965	---	---	---	2.48	---	257	4,095	17,049
				September 2020	---	---	---	---	1.01	---	---	---	0.939	---	---	---	3
				December 2020	---	---	---	---	1.01	---	---	---	---	---	---	---	---
				March 2021	---	---	---	---	1.02	---	---	---	---	---	---	---	---
OPAP (CR)				(Contract Size: 100 Securities, Physical Delivery)													
7.9	7.72	7.8	-0.64%	June 2020	7.80	7.86	7.73	7.73	7.73	---	---	---	8.99	---	17	109	1,413
				September 2020	---	---	---	---	7.91	---	---	---	6.15	---	---	---	2
				December 2020	---	---	---	---	7.95	---	---	---	---	---	---	---	---
				March 2021	---	---	---	---	7.99	---	---	---	---	---	---	---	---

Derivatives notes

Fixing prices and final open positions can be retrieved from the following path <http://www.helex.gr/el/web/guest/statistics-end-of-day-derivatives>

Underlying Asset				Derivatives Market													
Price max	Price min	Closing price	change	Delivery Month	Open price	Price max	Price min	Last price	Closing price	Last Bid	Last Ask	Fixing price*	Life high	Life low	Trades	Volume	Open Interest
OTE (CR)																	
(Contract Size: 100 Securities, Physical Delivery)																	
12.1	11.69	11.91	1.80%	June 2020	11.77	12.06	11.77	11.96	11.96	---	---	---	12.80	---	60	145	2,055
				September 2020	---	---	---	---	11.78	---	---	---	11.01	---	---	---	1
				December 2020	---	---	---	---	11.84	---	---	---	---	---	---	---	---
				March 2021	---	---	---	---	11.90	---	---	---	---	---	---	---	---
P.P.A. S.A. (CR)																	
(Contract Size: 100 Securities, Physical Delivery)																	
16.2	16	16.2	0.00%	June 2020	---	---	---	---	16.23	---	---	---	19.60	---	---	---	207
				September 2020	---	---	---	---	16.32	---	---	---	---	---	---	---	---
				December 2020	---	---	---	---	16.40	---	---	---	---	---	---	---	---
				March 2021	---	---	---	---	16.48	---	---	---	---	---	---	---	---
PIRAEUS BANK (CR)																	
(Contract Size: 100 Securities, Physical Delivery)																	
1.092	1.051	1.0535	-4.31%	June 2020	1.08	1.10	1.05	1.07	1.07	---	---	---	2.14	---	38	427	8,903
				September 2020	---	---	---	---	1.11	---	---	---	---	---	---	---	---
				December 2020	---	---	---	---	1.11	---	---	---	---	---	---	---	---
				March 2021	---	---	---	---	1.12	---	---	---	---	---	---	---	---
PPC (CR)																	
(Contract Size: 100 Securities, Physical Delivery)																	
2.48	2.414	2.44	-0.41%	June 2020	2.41	2.48	2.41	2.44	2.44	---	---	---	3.85	---	38	188	8,620
				September 2020	---	---	---	---	2.47	---	---	---	---	---	---	---	---
				December 2020	---	---	---	---	2.48	---	---	---	---	---	---	---	---
				March 2021	---	---	---	---	2.49	---	---	---	---	---	---	---	---
TERNA ENERGY (CR)																	
(Contract Size: 102 Securities, Physical Delivery)																	
8.59	8.31	8.56	1.91%	June 2020	8.46	8.61	8.46	8.57	8.57	---	---	---	8.62	---	20	92	3,039
				September 2020	---	---	---	---	8.46	---	---	---	---	---	---	---	---
				December 2020	---	---	---	---	8.50	---	---	---	---	---	---	---	---
				March 2021	---	---	---	---	8.54	---	---	---	---	---	---	---	---
TITAN CEMENT (CB)																	
(Contract Size: 102 Securities, Physical Delivery)																	
11	10.7	10.84	-0.73%	June 2020	10.93	11.02	10.82	10.86	10.86	---	---	---	11.23	10.82	11	19	277
				September 2020	---	---	---	---	11.00	---	---	---	---	---	---	---	---
				December 2020	---	---	---	---	11.05	---	---	---	---	---	---	---	---
				March 2021	---	---	---	---	11.11	---	---	---	---	---	---	---	---
VIOHALCO SA/NV (CB)																	
(Contract Size: 100 Securities, Physical Delivery)																	
2.245	2.135	2.145	-1.83%	June 2020	2.17	2.26	2.14	2.14	2.14	---	---	---	2.48	---	37	113	2,269
				September 2020	---	---	---	---	2.20	---	---	---	---	---	---	---	---
				December 2020	---	---	---	---	2.21	---	---	---	---	---	---	---	---
				March 2021	---	---	---	---	2.22	---	---	---	---	---	---	---	---

Derivatives notes

Fixing prices and final open positions can be retrieved from the following path <http://www.helex.gr/el/web/guest/statistics-end-of-day-derivatives>

FTSE/Athex Large Cap

(Trade Unit: 1 Index Point x 2€ - Exercise Style: European, Cash Settlement)

Exercise Price	Call Options														Put Options																		
	May 2020							June 2020							Other Months		May 2020							June 2020							Other Months		Exercise Price
	Open price	Price max	Price min	Last price	Closing price	Volume	Open Interest	Open price	Price max	Price min	Last price	Closing price	Volume	Open Interest	Volume	Open Interest	Open price	Price max	Price min	Last price	Closing price	Volume	Open Interest	Open price	Price max	Price min	Last price	Closing price	Volume	Open Interest	Volume	Open Interest	
1,050	0.00	0.00	0.00	-	358.00	-	-	0.00	0.00	0.00	-	356.00	-	-	0.00	0.00	0.00	-	0.02	-	-	0.00	0.00	0.00	-	0.07	-	-	1,050				
1,075	0.00	0.00	0.00	-	333.00	-	-	0.00	0.00	0.00	-	331.00	-	-	0.00	0.00	0.00	-	0.05	-	-	0.00	0.00	0.00	-	0.15	-	-	1,075				
1,100	0.00	0.00	0.00	-	308.00	-	-	0.00	0.00	0.00	-	306.00	-	-	0.00	0.00	0.00	-	0.01	-	-	0.00	0.00	0.00	-	0.32	-	-	1,100				
1,125	0.00	0.00	0.00	-	283.00	-	-	0.00	0.00	0.00	-	282.00	-	-	0.00	0.00	0.00	-	0.02	-	-	0.00	0.00	0.00	-	0.62	-	-	1,125				
1,150	0.00	0.00	0.00	-	258.00	-	-	0.00	0.00	0.00	-	257.00	-	-	0.00	0.00	0.00	-	0.01	-	-	0.00	0.00	0.00	-	1.10	-	-	1,150				
1,175	0.00	0.00	0.00	-	233.00	-	-	0.00	0.00	0.00	-	233.00	-	-	0.00	0.00	0.00	-	0.01	-	-	0.00	0.00	0.00	-	2.00	-	-	1,175				
1,200	0.00	0.00	0.00	-	208.00	-	-	0.00	0.00	0.00	-	210.00	-	-	0.00	0.00	0.00	-	0.01	-	-	0.00	0.00	0.00	-	3.30	-	-	1,200				
1,225	0.00	0.00	0.00	-	183.00	-	-	0.00	0.00	0.00	-	187.00	-	-	0.00	0.00	0.00	-	0.01	-	-	0.00	0.00	0.00	-	5.30	-	-	1,225				
1,250	0.00	0.00	0.00	-	158.00	-	20	0.00	0.00	0.00	-	165.00	-	-	0.00	0.00	0.00	-	0.02	-	-	0.00	0.00	0.00	-	8.10	-	-	1,250				
1,275	0.00	0.00	0.00	-	133.00	-	200	0.00	0.00	0.00	-	143.00	-	-	0.00	0.00	0.00	-	0.01	-	20	0.00	0.00	0.00	-	12.00	-	-	1,275				
1,300	0.00	0.00	0.00	-	108.00	-	120	0.00	0.00	0.00	-	124.00	-	-	0.00	0.00	0.00	-	0.01	-	20	0.00	0.00	0.00	-	17.00	-	-	1,300				
1,325	0.00	0.00	0.00	-	83.50	-	40	0.00	0.00	0.00	-	105.00	-	-	0.00	0.00	0.00	-	0.12	-	20	0.00	0.00	0.00	-	23.75	-	-	1,325				
1,350	0.00	0.00	0.00	-	59.50	-	20	0.00	0.00	0.00	-	88.50	-	-	0.00	0.00	0.00	-	0.82	-	60	0.00	0.00	0.00	-	31.75	-	-	1,350				
1,375	0.00	0.00	0.00	-	37.00	-	20	0.00	0.00	0.00	-	73.50	-	-	0.00	0.00	0.00	-	3.60	-	60	47.25	52.50	47.25	52.50	52.50	100	60	1,375				
1,400	0.00	0.00	0.00	-	19.50	-	30	60.50	60.50	60.50	60.50	60.50	20	61	0.00	0.00	0.00	-	11.00	-	23	0.00	0.00	0.00	-	53.50	-	40	1,400				
1,425	0.00	0.00	0.00	-	8.10	-	22	0.00	0.00	0.00	-	48.50	-	41	0.00	0.00	0.00	-	24.50	-	40	0.00	0.00	0.00	-	66.50	-	100	1,425				
1,450	0.00	0.00	0.00	-	2.60	-	155	0.00	0.00	0.00	-	38.75	-	-	49.00	0.00	49.00	49.00	49.00	1	22	0.00	0.00	0.00	-	82.00	-	20	1,450				
1,475	0.00	0.00	0.00	-	0.61	-	39	0.00	0.00	0.00	-	30.25	-	21	0.00	0.00	0.00	-	67.00	-	50	0.00	0.00	0.00	-	98.50	-	80	1,475				
1,500	0.00	0.00	0.00	-	0.11	-	161	0.00	0.00	0.00	-	23.50	-	21	0.00	0.00	0.00	-	91.50	-	115	0.00	0.00	0.00	-	117.00	-	20	1,500				
1,525	0.00	0.00	0.00	-	0.01	-	62	0.00	0.00	0.00	-	18.00	-	40	0.00	0.00	0.00	-	117.00	-	40	0.00	0.00	0.00	-	136.00	-	20	1,525				
1,550	0.00	0.00	0.00	-	0.01	-	71	0.00	0.00	0.00	-	13.50	-	60	0.00	0.00	0.00	-	141.00	-	20	0.00	0.00	0.00	-	156.00	-	-	1,550				
1,575	0.00	0.00	0.00	-	0.01	-	50	0.00	0.00	0.00	-	10.00	-	-	0.00	0.00	0.00	-	166.00	-	-	0.00	0.00	0.00	-	178.00	-	-	1,575				
1,600	0.00	0.00	0.00	-	0.01	-	26	0.00	0.00	0.00	-	7.40	-	-	0.00	0.00	0.00	-	191.00	-	-	0.00	0.00	0.00	-	200.00	-	-	1,600				
1,625	0.00	0.00	0.00	-	0.01	-	1	0.00	0.00	0.00	-	5.30	-	-	0.00	0.00	0.00	-	216.00	-	-	0.00	0.00	0.00	-	223.00	-	-	1,625				
1,650	0.00	0.00	0.00	-	0.01	-	1	0.00	0.00	0.00	-	3.80	-	-	0.00	0.00	0.00	-	241.00	-	-	0.00	0.00	0.00	-	247.00	-	-	1,650				
1,675	0.00	0.00	0.00	-	0.05	-	-	0.00	0.00	0.00	-	2.70	-	-	0.00	0.00	0.00	-	266.00	-	-	0.00	0.00	0.00	-	270.00	-	-	1,675				
1,700	0.00	0.00	0.00	-	0.02	-	-	0.00	0.00	0.00	-	1.90	-	-	0.00	0.00	0.00	-	291.00	-	-	0.00	0.00	0.00	-	295.00	-	-	1,700				
1,725	0.00	0.00	0.00	-	0.01	-	-	0.00	0.00	0.00	-	1.30	-	-	0.00	0.00	0.00	-	316.00	-	-	0.00	0.00	0.00	-	319.00	-	-	1,725				
1,750	0.00	0.00	0.00	-	0.01	-	-	0.00	0.00	0.00	-	0.89	-	-	0.00	0.00	0.00	-	341.00	-	-	0.00	0.00	0.00	-	343.00	-	-	1,750				
1,775	0.00	0.00	0.00	-	0.01	-	-	0.00	0.00	0.00	-	0.60	-	-	0.00	0.00	0.00	-	366.00	-	-	0.00	0.00	0.00	-	368.00	-	-	1,775				
1,800	0.00	0.00	0.00	-	0.03	-	-	0.00	0.00	0.00	-	0.40	-	-	0.00	0.00	0.00	-	391.00	-	-	0.00	0.00	0.00	-	393.00	-	-	1,800				
1,825	0.00	0.00	0.00	-	0.02	-	-	0.00	0.00	0.00	-	0.26	-	-	0.00	0.00	0.00	-	416.00	-	-	0.00	0.00	0.00	-	418.00	-	-	1,825				
1,850	0.00	0.00	0.00	-	0.01	-	-	0.00	0.00	0.00	-	0.17	-	-	0.00	0.00	0.00	-	441.00	-	-	0.00	0.00	0.00	-	443.00	-	-	1,850				
1,875	0.00	0.00	0.00	-	0.12	-	-	0.00	0.00	0.00	-	0.11	-	-	0.00	0.00	0.00	-	466.00	-	-	0.00	0.00	0.00	-	467.00	-	-	1,875				
1,900	0.00	0.00	0.00	-	0.07	-	-	0.00	0.00	0.00	-	0.07	-	-	0.00	0.00	0.00	-	491.00	-	-	0.00	0.00	0.00	-	492.00	-	-	1,900				
1,925	0.00	0.00	0.00	-	0.04	-	-	0.00	0.00	0.00	-	0.05	-	-	0.00	0.00	0.00	-	516.00	-	-	0.00	0.00	0.00	-	517.00	-	-	1,925				

FTSE/Athex Large Cap

(Trade Unit: 1 Index Point x 2€ - Exercise Style: European, Cash Settlement)

Call Options														Put Options																			
Exercise Price	May 2020							June 2020							Other Months		May 2020							June 2020							Other Months		Exercise Price
	Open price	Price max	Price min	Last price	Closing price	Volume	Open Interest	Open price	Price max	Price min	Last price	Closing price	Volume	Open Interest	Volume	Open Interest	Open price	Price max	Price min	Last price	Closing price	Volume	Open Interest	Open price	Price max	Price min	Last price	Closing price	Volume	Open Interest	Volume	Open Interest	
1,950	0.00	0.00	0.00	-	0.02	-	-	0.00	0.00	0.00	-	0.03	-	-			0.00	0.00	0.00	-	541.00	-	-	0.00	0.00	0.00	-	542.00	-	-			1,950
1,975	0.00	0.00	0.00	-	0.01	-	-	0.00	0.00	0.00	-	0.02	-	-			0.00	0.00	0.00	-	566.00	-	-	0.00	0.00	0.00	-	567.00	-	-			1,975
2,000	0.00	0.00	0.00	-	0.01	-	-	0.00	0.00	0.00	-	0.01	-	-			0.00	0.00	0.00	-	591.00	-	-	0.00	0.00	0.00	-	592.00	-	-			2,000
2,050	0.00	0.00	0.00	-	0.01	-	-	0.00	0.00	0.00	-	0.01	-	-			0.00	0.00	0.00	-	641.00	-	-	0.00	0.00	0.00	-	642.00	-	-			2,050
2,100	0.00	0.00	0.00	-	0.01	-	-	0.00	0.00	0.00	-	0.01	-	-			0.00	0.00	0.00	-	691.00	-	-	0.00	0.00	0.00	-	692.00	-	-			2,100
2,150	0.00	0.00	0.00	-	0.01	-	-	0.00	0.00	0.00	-	0.02	-	-			0.00	0.00	0.00	-	741.00	-	-	0.00	0.00	0.00	-	742.00	-	-			2,150
2,200	0.00	0.00	0.00	-	0.03	-	-	0.00	0.00	0.00	-	0.01	-	-			0.00	0.00	0.00	-	791.00	-	-	0.00	0.00	0.00	-	792.00	-	-			2,200
2,250	0.00	0.00	0.00	-	0.02	-	-	0.00	0.00	0.00	-	0.01	-	-			0.00	0.00	0.00	-	841.00	-	-	0.00	0.00	0.00	-	842.00	-	-			2,250
2,300	0.00	0.00	0.00	-	0.01	-	-	0.00	0.00	0.00	-	0.01	-	-			0.00	0.00	0.00	-	891.00	-	-	0.00	0.00	0.00	-	891.00	-	-			2,300
2,350	0.00	0.00	0.00	-	0.01	-	-	0.00	0.00	0.00	-	0.01	-	-			0.00	0.00	0.00	-	941.00	-	-	0.00	0.00	0.00	-	941.00	-	-			2,350
2,400	0.00	0.00	0.00	-	0.01	-	-	0.00	0.00	0.00	-	0.02	-	-			0.00	0.00	0.00	-	991.00	-	-	0.00	0.00	0.00	-	991.00	-	-			2,400
2,450	0.00	0.00	0.00	-	0.01	-	-	0.00	0.00	0.00	-	0.01	-	-			0.00	0.00	0.00	-	1,041.00	-	-	0.00	0.00	0.00	-	1,041.00	-	-			2,450
2,500	0.00	0.00	0.00	-	0.01	-	-	0.00	0.00	0.00	-	0.01	-	-			0.00	0.00	0.00	-	1,091.00	-	-	0.00	0.00	0.00	-	1,091.00	-	-			2,500
2,550	-	-	-	-	-	-	-	0.00	0.00	0.00	-	0.01	-	-			-	-	-	-	-	-	-	0.00	0.00	0.00	-	1,141.00	-	-			2,550
2,600	-	-	-	-	-	-	-	0.00	0.00	0.00	-	0.01	-	-			-	-	-	-	-	-	-	0.00	0.00	0.00	-	1,191.00	-	-			2,600
Totals:						0	1,038						20	244	0	0							1	490					100	340	0	0	
Number of Trades:							0							1		0								1					5		0		

ALPHA BANK (CR)

(Contract Size: 100 Securities, Exercise Style: American, Physical Delivery)

Call Options														Put Options																																	
Exercise Price	May 2020						June 2020						Other Months		May 2020						June 2020						Other Months		Exercise Price																		
	Open price	Price max	Price min	Last price	Closing price	Volume	Open Interest	Open price	Price max	Price min	Last price	Closing price	Volume	Open Interest	Volume	Open Interest	Open price	Price max	Price min	Last price	Closing price	Volume	Open Interest	Open price	Price max	Price min	Last price	Closing price		Volume	Open Interest	Volume	Open Interest														
0.300	0.000	0.000	0.000	0.230	-	-	0.000	0.000	0.000	0.231	-	-				0.000	0.000	0.000	0.001	-	-				0.000	0.000	0.000	0.001	-	-			0.003														
0.350	0.000	0.000	0.000	0.180	-	-	0.000	0.000	0.000	0.182	-	-				0.000	0.000	0.000	0.001	-	-				0.000	0.000	0.000	0.002	-	-			0.004														
0.400	0.000	0.000	0.000	0.130	-	-	0.000	0.000	0.000	0.137	-	-				0.000	0.000	0.000	0.001	-	-				0.000	0.000	0.000	0.007	-	-			0.004														
0.450	0.000	0.000	0.000	0.081	-	-	0.000	0.000	0.000	0.098	-	-				0.000	0.000	0.000	0.001	-	-				0.000	0.000	0.000	0.017	-	-			0.005														
0.500	0.000	0.000	0.000	0.039	-	-	0.000	0.000	0.000	0.067	-	-				0.000	0.000	0.000	0.009	-	-				0.000	0.000	0.000	0.036	-	-			0.005														
0.550	0.000	0.000	0.000	0.014	-	-	0.000	0.000	0.000	0.043	-	-				0.000	0.000	0.000	0.033	-	-				0.000	0.000	0.000	0.062	-	-			0.006														
0.600	0.000	0.000	0.000	0.003	-	-	0.000	0.000	0.000	0.027	-	40				0.000	0.000	0.000	0.073	-	-				0.000	0.000	0.000	0.096	-	-			0.006														
0.650	0.000	0.000	0.000	0.001	-	4	0.000	0.000	0.000	0.016	-	-				0.000	0.000	0.000	0.120	-	-				0.000	0.000	0.000	0.135	-	-			0.007														
0.700	0.000	0.000	0.000	0.001	-	110	0.000	0.000	0.000	0.009	-	-				0.000	0.000	0.000	0.170	-	-				0.000	0.000	0.000	0.178	-	-			0.007														
0.750	0.000	0.000	0.000	0.001	-	-	0.000	0.000	0.000	0.005	-	-				0.000	0.000	0.000	0.220	-	-				0.000	0.000	0.000	0.224	-	-			0.008														
0.800	0.000	0.000	0.000	0.001	-	-	0.000	0.000	0.000	0.003	-	-				0.000	0.000	0.000	0.270	-	-				0.000	0.000	0.000	0.272	-	-			0.008														
0.850	0.000	0.000	0.000	0.002	-	-	0.000	0.000	0.000	0.002	-	-				0.000	0.000	0.000	0.320	-	-				0.000	0.000	0.000	0.321	-	-			0.009														
0.900	0.000	0.000	0.000	0.001	-	-	0.000	0.000	0.000	0.001	-	-				0.000	0.000	0.000	0.370	-	-				0.000	0.000	0.000	0.370	-	-			0.009														
0.950	0.000	0.000	0.000	0.001	-	-	0.000	0.000	0.000	0.001	-	-				0.000	0.000	0.000	0.420	-	-				0.000	0.000	0.000	0.420	-	-			0.010														
1.000	0.000	0.000	0.000	0.001	-	-	0.000	0.000	0.000	0.001	-	-				0.000	0.000	0.000	0.470	-	-				0.000	0.000	0.000	0.470	-	-			0.010														
1.100	0.000	0.000	0.000	0.001	-	-	0.000	0.000	0.000	0.001	-	-				0.000	0.000	0.000	0.570	-	-				0.000	0.000	0.000	0.570	-	-			0.011														
1.200	0.000	0.000	0.000	0.001	-	-	0.000	0.000	0.000	0.004	-	-				0.000	0.000	0.000	0.670	-	-				0.000	0.000	0.000	0.670	-	-			0.012														
1.300	0.000	0.000	0.000	0.001	-	-	0.000	0.000	0.000	0.002	-	-				0.000	0.000	0.000	0.770	-	-				0.000	0.000	0.000	0.770	-	-			0.013														
1.400	0.000	0.000	0.000	0.001	-	-	0.000	0.000	0.000	0.001	-	-				0.000	0.000	0.000	0.870	-	-				0.000	0.000	0.000	0.870	-	-			0.014														
1.500	0.000	0.000	0.000	0.002	-	-	0.000	0.000	0.000	0.001	-	-				0.000	0.000	0.000	0.970	-	-				0.000	0.000	0.000	0.970	-	-			0.015														
1.600	0.000	0.000	0.000	0.001	-	-	0.000	0.000	0.000	0.001	-	-				0.000	0.000	0.000	1.07	-	-				0.000	0.000	0.000	1.07	-	-			0.016														
1.700	0.000	0.000	0.000	0.001	-	-	0.000	0.000	0.000	0.001	-	-				0.000	0.000	0.000	1.17	-	-				0.000	0.000	0.000	1.17	-	-			0.017														
1.800	0.000	0.000	0.000	0.002	-	-	0.000	0.000	0.000	0.001	-	-				0.000	0.000	0.000	1.27	-	-				0.000	0.000	0.000	1.27	-	-			0.018														
1.900	0.000	0.000	0.000	0.001	-	-	0.000	0.000	0.000	0.001	-	-				0.000	0.000	0.000	1.37	-	-				0.000	0.000	0.000	1.37	-	-			0.019														
2.000	0.000	0.000	0.000	0.002	-	-	0.000	0.000	0.000	0.001	-	-				0.000	0.000	0.000	1.47	-	-				0.000	0.000	0.000	1.47	-	-			0.020														
2.200	0.000	0.000	0.000	0.001	-	-	0.000	0.000	0.000	0.001	-	-				0.000	0.000	0.000	1.67	-	-				0.000	0.000	0.000	1.67	-	-			0.022														
2.400	0.000	0.000	0.000	0.001	-	-	0.000	0.000	0.000	0.001	-	-				0.000	0.000	0.000	1.87	-	-				0.000	0.000	0.000	1.87	-	-			0.024														
2.600					-	-	0.000	0.000	0.000	0.001	-	-									-	-				0.000	0.000	0.000	2.07	-	-			0.026													
2.800					-	-	0.000	0.000	0.000	0.001	-	-									-	-				0.000	0.000	0.000	2.27	-	-			0.028													
Totals:						0						114				0							40				200				0				0				0				0				0
Number of Trades:						0						0				3							0.00								0				0				0								

NATIONAL BANK (CR)

(Contract Size: 100 Securities, Exercise Style: American, Physical Delivery)

Call Options														Put Options																		
May 2020							June 2020							Other Months		May 2020							June 2020							Other Months		Exercise Price
Open price	Price max	Price min	Last price	Closing price	Volume	Open Interest	Open price	Price max	Price min	Last price	Closing price	Volume	Open Interest	Volume	Open Interest	Open price	Price max	Price min	Last price	Closing price	Volume	Open Interest	Open price	Price max	Price min	Last price	Closing price	Volume	Open Interest	Volume	Open Interest	
0.600	0.000	0.000	0.000	0.399	-	-	0.000	0.000	0.000	0.401	-	-				0.000	0.000	0.000	0.001	-	-	0.000	0.000	0.000	0.001	-	-				0.006	
0.650	0.000	0.000	0.000	0.349	-	-	0.000	0.000	0.000	0.351	-	-				0.000	0.000	0.000	0.001	-	-	0.000	0.000	0.000	0.001	-	-				0.007	
0.700	0.000	0.000	0.000	0.299	-	-	0.000	0.000	0.000	0.303	-	-				0.000	0.000	0.000	0.001	-	-	0.000	0.000	0.000	0.003	-	-				0.007	
0.750	0.000	0.000	0.000	0.249	-	-	0.000	0.000	0.000	0.257	-	-				0.000	0.000	0.000	0.001	-	-	0.000	0.000	0.000	0.006	-	-				0.008	
0.800	0.000	0.000	0.000	0.199	-	-	0.000	0.000	0.000	0.213	-	-				0.000	0.000	0.000	0.001	-	-	0.000	0.000	0.000	0.013	-	-				0.008	
0.850	0.000	0.000	0.000	0.149	-	-	0.000	0.000	0.000	0.173	-	-				0.000	0.000	0.000	0.001	-	-	0.000	0.000	0.000	0.023	-	-				0.009	
0.900	0.000	0.000	0.000	0.101	-	-	0.000	0.000	0.000	0.138	-	-				0.000	0.000	0.000	0.002	-	-	0.000	0.000	0.000	0.037	-	-				0.009	
0.950	0.000	0.000	0.000	0.059	-	-	0.000	0.000	0.000	0.107	-	-				0.000	0.000	0.000	0.010	-	-	0.000	0.000	0.000	0.056	-	-				0.010	
1.000	0.000	0.000	0.000	0.027	-	4	0.117	0.117	0.100	0.100	0.100	20	5			0.000	0.000	0.000	0.028	-	-	0.000	0.000	0.000	0.081	-	-				0.010	
1.100	0.000	0.000	0.000	0.003	-	-	0.000	0.000	0.000	0.045	-	-				0.000	0.000	0.000	0.104	-	-	0.000	0.000	0.000	0.144	-	-				0.011	
1.200	0.000	0.000	0.000	0.001	-	11	0.000	0.000	0.000	0.023	-	55				0.000	0.000	0.000	0.201	-	-	0.000	0.000	0.000	0.222	-	-				0.012	
1.300	0.000	0.000	0.000	0.001	-	110	0.000	0.000	0.000	0.011	-	-				0.000	0.000	0.000	0.301	-	-	0.000	0.000	0.000	0.310	-	-				0.013	
1.400	0.000	0.000	0.000	0.001	-	-	0.000	0.000	0.000	0.005	-	-				0.000	0.000	0.000	0.401	-	-	0.000	0.000	0.000	0.404	-	-				0.014	
1.500	0.000	0.000	0.000	0.001	-	30	0.000	0.000	0.000	0.002	-	-				0.000	0.000	0.000	0.501	-	-	0.000	0.000	0.000	0.502	-	-				0.015	
1.600	0.000	0.000	0.000	0.001	-	-	0.000	0.000	0.000	0.001	-	-				0.000	0.000	0.000	0.601	-	-	0.000	0.000	0.000	0.601	-	-				0.016	
1.700	0.000	0.000	0.000	0.001	-	-	0.000	0.000	0.000	0.002	-	-				0.000	0.000	0.000	0.701	-	-	0.000	0.000	0.000	0.701	-	-				0.017	
1.800	0.000	0.000	0.000	0.001	-	-	0.000	0.000	0.000	0.001	-	-				0.000	0.000	0.000	0.801	-	-	0.000	0.000	0.000	0.801	-	-				0.018	
1.900	0.000	0.000	0.000	0.001	-	-	0.000	0.000	0.000	0.001	-	-				0.000	0.000	0.000	0.901	-	-	0.000	0.000	0.000	0.901	-	-				0.019	
2.000	0.000	0.000	0.000	0.001	-	-	0.000	0.000	0.000	0.001	-	-				0.000	0.000	0.000	1.00	-	-	0.000	0.000	0.000	1.00	-	-				0.020	
2.200	0.000	0.000	0.000	0.002	-	-	0.000	0.000	0.000	0.001	-	-				0.000	0.000	0.000	1.20	-	-	0.000	0.000	0.000	1.20	-	-				0.022	
2.400	0.000	0.000	0.000	0.001	-	-	0.000	0.000	0.000	0.001	-	-				0.000	0.000	0.000	1.40	-	-	0.000	0.000	0.000	1.40	-	-				0.024	
2.600	0.000	0.000	0.000	0.001	-	-	0.000	0.000	0.000	0.001	-	-				0.000	0.000	0.000	1.60	-	-	0.000	0.000	0.000	1.60	-	-				0.026	
2.800	0.000	0.000	0.000	0.001	-	-	0.000	0.000	0.000	0.001	-	-				0.000	0.000	0.000	1.80	-	-	0.000	0.000	0.000	1.80	-	-				0.028	
3.000	0.000	0.000	0.000	0.002	-	-	0.000	0.000	0.000	0.001	-	-				0.000	0.000	0.000	2.00	-	-	0.000	0.000	0.000	2.00	-	-				0.030	
3.200	0.000	0.000	0.000	0.001	-	-	0.000	0.000	0.000	0.001	-	-				0.000	0.000	0.000	2.20	-	-	0.000	0.000	0.000	2.20	-	-				0.032	
3.400	0.000	0.000	0.000	0.001	-	-	0.000	0.000	0.000	0.002	-	-				0.000	0.000	0.000	2.40	-	-	0.000	0.000	0.000	2.40	-	-				0.034	
3.600	0.000	0.000	0.000	0.001	-	-	0.000	0.000	0.000	0.001	-	-				0.000	0.000	0.000	2.60	-	-	0.000	0.000	0.000	2.60	-	-				0.036	
3.800					-	-	0.000	0.000	0.000	0.001	-	-									-	-	0.000	0.000	0.000	2.80	-	-				0.038
4.000					-	-	0.000	0.000	0.000	0.001	-	-									-	-	0.000	0.000	0.000	3.00	-	-				0.040
4.400					-	-	0.000	0.000	0.000	0.001	-	-									-	-	0.000	0.000	0.000	3.40	-	-				0.044
Totals:					0	155						20	60	0	0						0	0						0	279	0	0	
Number of Trades:					0						3	0						0.00						0	0							

OPAP (CR)

(Contract Size: 100 Securities, Exercise Style: American, Physical Delivery)

Call Options														Put Options																			
Exercise Price	May 2020						June 2020						Other Months		May 2020						June 2020						Other Months		Exercise Price				
	Open price	Price max	Price min	Last price	Closing price	Volume	Open Interest	Open price	Price max	Price min	Last price	Closing price	Volume	Open Interest	Volume	Open Interest	Open price	Price max	Price min	Last price	Closing price	Volume	Open Interest	Open price	Price max	Price min	Last price	Closing price		Volume	Open Interest	Volume	Open Interest
4.000	0.000	0.000	0.000		3.85	-	-	0.000	0.000	0.000		3.86	-	-			0.000	0.000	0.000		0.001	-	-	0.000	0.000	0.000		0.001	-	-			0.040
4.400	0.000	0.000	0.000		3.45	-	-	0.000	0.000	0.000		3.46	-	-			0.000	0.000	0.000		0.002	-	-	0.000	0.000	0.000		0.001	-	-			0.044
4.800	0.000	0.000	0.000		3.05	-	-	0.000	0.000	0.000		3.06	-	-			0.000	0.000	0.000		0.001	-	-	0.000	0.000	0.000		0.001	-	-			0.048
5.200	0.000	0.000	0.000		2.65	-	-	0.000	0.000	0.000		2.66	-	-			0.000	0.000	0.000		0.004	-	-	0.000	0.000	0.000		0.002	-	-			0.052
5.600	0.000	0.000	0.000		2.25	-	-	0.000	0.000	0.000		2.27	-	-			0.000	0.000	0.000		0.001	-	5	0.000	0.000	0.000		0.007	-	-			0.056
6.000	0.000	0.000	0.000		1.85	-	-	0.000	0.000	0.000		1.88	-	-			0.000	0.000	0.000		0.001	-	20	0.000	0.000	0.000		0.022	-	-			0.060
6.400	0.000	0.000	0.000		1.45	-	-	0.000	0.000	0.000		1.52	-	-			0.000	0.000	0.000		0.001	-	45	0.000	0.000	0.000		0.057	-	-			0.064
6.800	0.000	0.000	0.000		1.05	-	20	0.000	0.000	0.000		1.18	-	-			0.000	0.000	0.000		0.001	-	30	0.000	0.000	0.000		0.120	-	-			0.068
7.200	0.000	0.000	0.000		0.652	-	20	0.000	0.000	0.000		0.891	-	20			0.000	0.000	0.000		0.002	-	-	0.000	0.000	0.000		0.227	-	-			0.072
7.600	0.000	0.000	0.000		0.287	-	70	0.000	0.000	0.000		0.647	-	-			0.000	0.000	0.000		0.036	-	-	0.000	0.000	0.000		0.383	-	-			0.076
8.000	0.000	0.000	0.000		0.066	-	50	0.333	0.333	0.333	0.333	0.333	10	-			0.000	0.000	0.000		0.215	-	-	0.000	0.000	0.000		0.588	-	-			0.080
8.400	0.000	0.000	0.000		0.006	-	16	0.300	0.300	0.292	0.292	0.292	10	5			0.000	0.000	0.000		0.555	-	-	0.000	0.000	0.000		0.840	-	-			0.084
8.800	0.000	0.000	0.000		0.001	-	-	0.000	0.000	0.000		0.199	-	35			0.000	0.000	0.000		0.950	-	-	0.000	0.000	0.000		1.13	-	-			0.088
9.200	0.000	0.000	0.000		0.006	-	-	0.000	0.000	0.000		0.125	-	5			0.000	0.000	0.000		1.35	-	-	0.000	0.000	0.000		1.46	-	-			0.092
9.600	0.000	0.000	0.000		0.001	-	-	0.000	0.000	0.000		0.076	-	-			0.000	0.000	0.000		1.75	-	-	0.000	0.000	0.000		1.81	-	-			0.096
10.000	0.000	0.000	0.000		0.001	-	-	0.000	0.000	0.000		0.045	-	-			0.000	0.000	0.000		2.15	-	-	0.000	0.000	0.000		2.18	-	-			0.100
11.000	0.000	0.000	0.000		0.001	-	-	0.000	0.000	0.000		0.011	-	-			0.000	0.000	0.000		3.15	-	-	0.000	0.000	0.000		3.15	-	-			0.110
12.000	0.000	0.000	0.000		0.003	-	-	0.000	0.000	0.000		0.002	-	-			0.000	0.000	0.000		4.15	-	-	0.000	0.000	0.000		4.15	-	-			0.120
13.000	0.000	0.000	0.000		0.001	-	-	0.000	0.000	0.000		0.001	-	-			0.000	0.000	0.000		5.15	-	-	0.000	0.000	0.000		5.15	-	-			0.130
14.000	0.000	0.000	0.000		0.002	-	-	0.000	0.000	0.000		0.001	-	-			0.000	0.000	0.000		6.15	-	-	0.000	0.000	0.000		6.15	-	-			0.140
15.000	0.000	0.000	0.000		0.002	-	-	0.000	0.000	0.000		0.001	-	-			0.000	0.000	0.000		7.15	-	-	0.000	0.000	0.000		7.15	-	-			0.150
16.000	0.000	0.000	0.000		0.001	-	-	0.000	0.000	0.000		0.001	-	-			0.000	0.000	0.000		8.15	-	-	0.000	0.000	0.000		8.15	-	-			0.160
17.000	0.000	0.000	0.000		0.001	-	-	0.000	0.000	0.000		0.001	-	-			0.000	0.000	0.000		9.15	-	-	0.000	0.000	0.000		9.15	-	-			0.170
Totals:						0	176						20	65	0	0						0	100					0	22	0	0		
Number of Trades:							0							3		0							0.00						0		0		

OTE (CR)

(Contract Size: 100 Securities, Exercise Style: American, Physical Delivery)

Call Options														Put Options																				
May 2020							June 2020							Other Months		May 2020							June 2020							Other Months		Exercise Price		
Open price	Price max	Price min	Last price	Closing price	Volume	Open Interest	Open price	Price max	Price min	Last price	Closing price	Volume	Open Interest	Volume	Open Interest	Open price	Price max	Price min	Last price	Closing price	Volume	Open Interest	Open price	Price max	Price min	Last price	Closing price	Volume	Open Interest	Volume	Open Interest			
7.200	0.000	0.000	0.000	4.50	-	-	0.000	0.000	0.000	4.51	-	-				0.000	0.000	0.000	0.001	-	-				0.000	0.000	0.000	0.001	-	-				0.072
7.600	0.000	0.000	0.000	4.10	-	-	0.000	0.000	0.000	4.12	-	-				0.000	0.000	0.000	0.004	-	-				0.000	0.000	0.000	0.001	-	-				0.076
8.000	0.000	0.000	0.000	3.70	-	-	0.000	0.000	0.000	3.72	-	-				0.000	0.000	0.000	0.001	-	-				0.000	0.000	0.000	0.001	-	-				0.080
8.400	0.000	0.000	0.000	3.30	-	-	0.000	0.000	0.000	3.32	-	-				0.000	0.000	0.000	0.001	-	-				0.000	0.000	0.000	0.002	-	-				0.084
8.800	0.000	0.000	0.000	2.90	-	-	0.000	0.000	0.000	2.92	-	-				0.000	0.000	0.000	0.001	-	-				0.000	0.000	0.000	0.006	-	-				0.088
9.200	0.000	0.000	0.000	2.50	-	-	0.000	0.000	0.000	2.54	-	-				0.000	0.000	0.000	0.001	-	-				0.000	0.000	0.000	0.017	-	-				0.092
9.600	0.000	0.000	0.000	2.10	-	-	0.000	0.000	0.000	2.16	-	-				0.000	0.000	0.000	0.001	-	-				0.000	0.000	0.000	0.038	-	-				0.096
10.000	0.000	0.000	0.000	1.70	-	-	0.000	0.000	0.000	1.80	-	-				0.000	0.000	0.000	0.001	-	27				0.000	0.000	0.000	0.076	-	-				0.100
11.000	0.000	0.000	0.000	0.707	-	-	0.000	0.000	0.000	1.02	-	-				0.000	0.000	0.000	0.005	-	5				0.000	0.000	0.000	0.300	-	-				0.110
12.000	0.000	0.000	0.000	0.055	-	-	0.000	0.000	0.000	0.490	-	-				0.000	0.000	0.000	0.354	-	-				0.000	0.000	0.000	0.767	-	-				0.120
13.000	0.000	0.000	0.000	0.001	-	46	0.000	0.000	0.000	0.195	-	36				0.000	0.000	0.000	1.30	-	-				0.000	0.000	0.000	1.47	-	-				0.130
14.000	0.000	0.000	0.000	0.001	-	-	0.000	0.000	0.000	0.066	-	15				0.000	0.000	0.000	2.30	-	-				0.000	0.000	0.000	2.35	-	-				0.140
15.000	0.000	0.000	0.000	0.001	-	-	0.000	0.000	0.000	0.019	-	-				0.000	0.000	0.000	3.30	-	-				0.000	0.000	0.000	3.31	-	-				0.150
16.000	0.000	0.000	0.000	0.001	-	-	0.000	0.000	0.000	0.005	-	-				0.000	0.000	0.000	4.30	-	-				0.000	0.000	0.000	4.30	-	-				0.160
17.000	0.000	0.000	0.000	0.001	-	-	0.000	0.000	0.000	0.001	-	-				0.000	0.000	0.000	5.30	-	-				0.000	0.000	0.000	5.30	-	-				0.170
18.000	0.000	0.000	0.000	0.001	-	-	0.000	0.000	0.000	0.001	-	-				0.000	0.000	0.000	6.30	-	-				0.000	0.000	0.000	6.30	-	-				0.180
19.000	0.000	0.000	0.000	0.001	-	-	0.000	0.000	0.000	0.001	-	-				0.000	0.000	0.000	7.30	-	-				0.000	0.000	0.000	7.30	-	-				0.190
Totals:					0	46						0	51	0	0						0	32						0	10	0	0			
Number of Trades:					0						0						0.00						0						0					

PIRAEUS BANK (CR)

(Contract Size: 100 Securities, Exercise Style: American, Physical Delivery)

Call Options														Put Options																			
Exercise Price	May 2020						June 2020						Other Months		May 2020						June 2020						Other Months		Exercise Price				
	Open price	Price max	Price min	Last price	Closing price	Volume	Open Interest	Open price	Price max	Price min	Last price	Closing price	Volume	Open Interest	Volume	Open Interest	Open price	Price max	Price min	Last price	Closing price	Volume	Open Interest	Open price	Price max	Price min	Last price	Closing price		Volume	Open Interest	Volume	Open Interest
0.700	0.000	0.000	0.000		0.400	-	-	0.000	0.000	0.000		0.402	-	-			0.000	0.000	0.000		0.001	-	-	0.000	0.000	0.000		0.001	-	-			0.007
0.750	0.000	0.000	0.000		0.350	-	-	0.000	0.000	0.000		0.352	-	-			0.000	0.000	0.000		0.001	-	-	0.000	0.000	0.000		0.001	-	-			0.008
0.800	0.000	0.000	0.000		0.300	-	-	0.000	0.000	0.000		0.303	-	-			0.000	0.000	0.000		0.002	-	-	0.000	0.000	0.000		0.002	-	-			0.008
0.850	0.000	0.000	0.000		0.250	-	-	0.000	0.000	0.000		0.256	-	-			0.000	0.000	0.000		0.001	-	-	0.000	0.000	0.000		0.005	-	-			0.009
0.900	0.000	0.000	0.000		0.200	-	-	0.000	0.000	0.000		0.211	-	-			0.000	0.000	0.000		0.001	-	-	0.000	0.000	0.000		0.010	-	-			0.009
0.950	0.000	0.000	0.000		0.151	-	-	0.000	0.000	0.000		0.170	-	-			0.000	0.000	0.000		0.001	-	-	0.000	0.000	0.000		0.018	-	-			0.010
1.000	0.000	0.000	0.000		0.104	-	-	0.000	0.000	0.000		0.133	-	-			0.000	0.000	0.000		0.004	-	-	0.000	0.000	0.000		0.031	-	-			0.010
1.100	0.000	0.000	0.000		0.032	-	-	0.000	0.000	0.000		0.075	-	-			0.000	0.000	0.000		0.032	-	-	0.000	0.000	0.000		0.073	-	-			0.011
1.200	0.000	0.000	0.000		0.005	-	-	0.000	0.000	0.000		0.039	-	50			0.000	0.000	0.000		0.105	-	-	0.000	0.000	0.000		0.137	-	-			0.012
1.300	0.000	0.000	0.000		0.002	-	-	0.000	0.000	0.000		0.018	-	-			0.000	0.000	0.000		0.200	-	-	0.000	0.000	0.000		0.216	-	-			0.013
1.400	0.000	0.000	0.000		0.001	-	160	0.000	0.000	0.000		0.007	-	-			0.000	0.000	0.000		0.300	-	-	0.000	0.000	0.000		0.306	-	-			0.014
1.500	0.000	0.000	0.000		0.001	-	-	0.000	0.000	0.000		0.003	-	-			0.000	0.000	0.000		0.400	-	-	0.000	0.000	0.000		0.402	-	-			0.015
1.600	0.000	0.000	0.000		0.002	-	-	0.000	0.000	0.000		0.001	-	-			0.000	0.000	0.000		0.500	-	-	0.000	0.000	0.000		0.500	-	-			0.016
1.700	0.000	0.000	0.000		0.001	-	-	0.000	0.000	0.000		0.001	-	-			0.000	0.000	0.000		0.600	-	-	0.000	0.000	0.000		0.600	-	-			0.017
1.800	0.000	0.000	0.000		0.001	-	-	0.000	0.000	0.000		0.001	-	-			0.000	0.000	0.000		0.700	-	-	0.000	0.000	0.000		0.700	-	-			0.018
1.900	0.000	0.000	0.000		0.001	-	-	0.000	0.000	0.000		0.001	-	-			0.000	0.000	0.000		0.800	-	-	0.000	0.000	0.000		0.800	-	-			0.019
2.000	0.000	0.000	0.000		0.001	-	-	0.000	0.000	0.000		0.001	-	-			0.000	0.000	0.000		0.900	-	-	0.000	0.000	0.000		0.900	-	-			0.020
2.200	0.000	0.000	0.000		0.001	-	-	0.000	0.000	0.000		0.001	-	-			0.000	0.000	0.000		1.10	-	-	0.000	0.000	0.000		1.10	-	-			0.022
2.400	0.000	0.000	0.000		0.001	-	-	0.000	0.000	0.000		0.001	-	-			0.000	0.000	0.000		1.30	-	-	0.000	0.000	0.000		1.30	-	-			0.024
2.600	0.000	0.000	0.000		0.001	-	-	0.000	0.000	0.000		0.001	-	-			0.000	0.000	0.000		1.50	-	-	0.000	0.000	0.000		1.50	-	-			0.026
2.800	0.000	0.000	0.000		0.002	-	-	0.000	0.000	0.000		0.001	-	-			0.000	0.000	0.000		1.70	-	-	0.000	0.000	0.000		1.70	-	-			0.028
3.000	0.000	0.000	0.000		0.001	-	-	0.000	0.000	0.000		0.001	-	-			0.000	0.000	0.000		1.90	-	-	0.000	0.000	0.000		1.90	-	-			0.030
3.200	0.000	0.000	0.000		0.001	-	-	0.000	0.000	0.000		0.001	-	-			0.000	0.000	0.000		2.10	-	-	0.000	0.000	0.000		2.10	-	-			0.032
3.400	0.000	0.000	0.000		0.001	-	-	0.000	0.000	0.000		0.001	-	-			0.000	0.000	0.000		2.30	-	-	0.000	0.000	0.000		2.30	-	-			0.034
3.600	0.000	0.000	0.000		0.008	-	-	0.000	0.000	0.000		0.001	-	-			0.000	0.000	0.000		2.50	-	-	0.000	0.000	0.000		2.50	-	-			0.036
3.800	0.000	0.000	0.000		0.004	-	-	0.000	0.000	0.000		0.001	-	-			0.000	0.000	0.000		2.70	-	-	0.000	0.000	0.000		2.70	-	-			0.038
4.000						-	-	0.000	0.000	0.000		0.007	-	-								-	-	0.000	0.000	0.000		2.90	-	-			0.040
4.400						-	-	0.000	0.000	0.000		0.002	-	-								-	-	0.000	0.000	0.000		3.30	-	-			0.044
4.800						-	-	0.000	0.000	0.000		0.001	-	-								-	-	0.000	0.000	0.000		3.70	-	-			0.048
Totals:						0	160					0	50	0	0						0	0					0	0	0	0			
Number of Trades:						0						0		0							0.00						0		0				

PPC (CR)

(Contract Size: 100 Securities, Exercise Style: American, Physical Delivery)

Call Options														Put Options																			
Exercise Price	May 2020							June 2020							Other Months		May 2020							June 2020							Other Months		Exercise Price
	Open price	Price max	Price min	Last price	Closing price	Volume	Open Interest	Open price	Price max	Price min	Last price	Closing price	Volume	Open Interest	Volume	Open Interest	Open price	Price max	Price min	Last price	Closing price	Volume	Open Interest	Open price	Price max	Price min	Last price	Closing price	Volume	Open Interest	Volume	Open Interest	
1.000	0.000	0.000	0.000	1.45	-	-	0.000	0.000	0.000	1.45	-	-				0.000	0.000	0.000	0.013	-	-	0.000	0.000	0.000	0.001	-	-				0.010		
1.100	0.000	0.000	0.000	1.35	-	-	0.000	0.000	0.000	1.35	-	-				0.000	0.000	0.000	0.001	-	-	0.000	0.000	0.000	0.001	-	-				0.011		
1.200	0.000	0.000	0.000	1.25	-	-	0.000	0.000	0.000	1.25	-	-				0.000	0.000	0.000	0.001	-	-	0.000	0.000	0.000	0.001	-	-				0.012		
1.300	0.000	0.000	0.000	1.15	-	-	0.000	0.000	0.000	1.15	-	-				0.000	0.000	0.000	0.002	-	-	0.000	0.000	0.000	0.001	-	-				0.013		
1.400	0.000	0.000	0.000	1.05	-	-	0.000	0.000	0.000	1.05	-	-				0.000	0.000	0.000	0.001	-	-	0.000	0.000	0.000	0.001	-	-				0.014		
1.500	0.000	0.000	0.000	0.950	-	-	0.000	0.000	0.000	0.955	-	-				0.000	0.000	0.000	0.001	-	-	0.000	0.000	0.000	0.002	-	-				0.015		
1.600	0.000	0.000	0.000	0.850	-	-	0.000	0.000	0.000	0.858	-	-				0.000	0.000	0.000	0.001	-	-	0.000	0.000	0.000	0.004	-	-				0.016		
1.700	0.000	0.000	0.000	0.750	-	-	0.000	0.000	0.000	0.762	-	-				0.000	0.000	0.000	0.002	-	-	0.000	0.000	0.000	0.009	-	-				0.017		
1.800	0.000	0.000	0.000	0.650	-	-	0.000	0.000	0.000	0.670	-	-				0.000	0.000	0.000	0.001	-	-	0.000	0.000	0.000	0.017	-	-				0.018		
1.900	0.000	0.000	0.000	0.550	-	-	0.000	0.000	0.000	0.583	-	-				0.000	0.000	0.000	0.001	-	-	0.000	0.000	0.000	0.029	-	-				0.019		
2.000	0.000	0.000	0.000	0.450	-	-	0.000	0.000	0.000	0.501	-	-				0.000	0.000	0.000	0.002	-	-	0.000	0.000	0.000	0.047	-	-				0.020		
2.200	0.000	0.000	0.000	0.251	-	1	0.000	0.000	0.000	0.357	-	-				0.000	0.000	0.000	0.001	-	-	0.000	0.000	0.000	0.103	-	-				0.022		
2.400	0.000	0.000	0.000	0.079	-	-	0.000	0.000	0.000	0.243	-	-				0.000	0.000	0.000	0.028	-	5	0.000	0.000	0.000	0.189	-	-				0.024		
2.600	0.000	0.000	0.000	0.008	-	-	0.000	0.000	0.000	0.157	-	-				0.000	0.000	0.000	0.157	-	-	0.000	0.000	0.000	0.302	-	-				0.026		
2.800	0.000	0.000	0.000	0.001	-	12	0.000	0.000	0.000	0.098	-	-				0.000	0.000	0.000	0.350	-	-	0.000	0.000	0.000	0.444	-	-				0.028		
3.000	0.000	0.000	0.000	0.001	-	-	0.000	0.000	0.000	0.060	-	-				0.000	0.000	0.000	0.550	-	-	0.000	0.000	0.000	0.605	-	-				0.030		
3.200	0.000	0.000	0.000	0.001	-	-	0.000	0.000	0.000	0.035	-	-				0.000	0.000	0.000	0.750	-	-	0.000	0.000	0.000	0.780	-	-				0.032		
3.400	0.000	0.000	0.000	0.001	-	-	0.000	0.000	0.000	0.020	-	-				0.000	0.000	0.000	0.950	-	-	0.000	0.000	0.000	0.965	-	-				0.034		
3.600	0.000	0.000	0.000	0.002	-	-	0.000	0.000	0.000	0.011	-	-				0.000	0.000	0.000	1.15	-	-	0.000	0.000	0.000	1.16	-	-				0.036		
3.800	0.000	0.000	0.000	0.001	-	-	0.000	0.000	0.000	0.006	-	-				0.000	0.000	0.000	1.35	-	-	0.000	0.000	0.000	1.35	-	-				0.038		
4.000	0.000	0.000	0.000	0.001	-	-	0.000	0.000	0.000	0.003	-	-				0.000	0.000	0.000	1.55	-	-	0.000	0.000	0.000	1.55	-	-				0.040		
4.400	0.000	0.000	0.000	0.001	-	-	0.000	0.000	0.000	0.001	-	-				0.000	0.000	0.000	1.95	-	-	0.000	0.000	0.000	1.95	-	-				0.044		
4.800	0.000	0.000	0.000	0.001	-	-	0.000	0.000	0.000	0.001	-	-				0.000	0.000	0.000	2.35	-	-	0.000	0.000	0.000	2.35	-	-				0.048		
5.200	0.000	0.000	0.000	0.003	-	-	0.000	0.000	0.000	0.001	-	-				0.000	0.000	0.000	2.75	-	-	0.000	0.000	0.000	2.75	-	-				0.052		
5.600	0.000	0.000	0.000	0.002	-	-	0.000	0.000	0.000	0.001	-	-				0.000	0.000	0.000	3.15	-	-	0.000	0.000	0.000	3.15	-	-				0.056		
6.000	0.000	0.000	0.000	0.001	-	-	0.000	0.000	0.000	0.001	-	-				0.000	0.000	0.000	3.55	-	-	0.000	0.000	0.000	3.55	-	-				0.060		
6.400							0.000	0.000	0.000	0.001	-	-												0.000	0.000	0.000	3.95	-	-			0.064	
Totals:						0	13					0	0	0	0							0	5					0	0	0	0		
Number of Trades:						0						0		0								0.00						0		0			

Lending Products	Underlying Title	Open Interest[5]	Multilateral Transactions[1]				Bilateral Transactions[2]		Stock Borrowing through OTC (volume)[3]
			Volume(Offered)	Average Weighted	Transactions volume	Average Weighted	Transactions Volume	Average Weighted	Transactions Volume
ADMIEBOR	ADMIE (IPTO) HOLDING S.A. (CR)	17,334	---	---	---	---	---	157,344	
AEGNBOR	AEGEAN AIRLINES (CR)	1,930	---	---	---	---	---	54,074	
ALPHABOR	ALPHA BANK (CR)	48,908	---	---	---	---	---	56,117,395	
ALMYBOR	ALUMIL (CR)	---	---	---	---	---	---	---	
TATTBOR	ATTICA BANK S.A. (CR)	14,603	---	---	---	---	---	370	
EEEBOR	CC HBC AG (CR)	2	---	---	---	---	---	70,546	
CENERBOR	CENERGY HOLDINGS (CB)	400	---	---	---	---	---	---	
ELLAKTORBOR	ELLAKTOR (CR)	---	---	---	---	---	---	292,898	
EUROBBOR	EUROBANK HOLDINGS (CR)	---	---	---	---	---	---	62,820,222	
EYDAPBOR	EYDAP S.A. (CR)	---	---	---	---	---	---	232,781	
FFGRPBOR	FOLLI FOLLIE (CR)	---	---	---	---	---	---	1,120,847	
FOYRKBOR	FOURLIS (CR)	---	---	2,000	4.18%	---	---	23,892	
GEKTERNABOR	GEK TERNA (CR)	5,800	---	---	---	---	---	35,193	
SARBOR	GR. SARANTIS S.A. (CR)	---	---	---	---	---	---	16,512	
EXAEBOR	HELLENIC EXCHANGES-A.S.E. (CR)	94,500	---	---	---	---	---	163,165	
ELPEBOR	HELLENIC PETROLEUM (CR)	---	---	---	---	---	---	70,550	
INTRKBOR	INTRACOM HOLDINGS (CR)	2,100	---	---	---	---	---	---	
INLOTBOR	INTRALOT (CR)	500	---	---	---	---	---	104,512	
BELABOR	JUMBO SA (CR)	9,100	---	---	5,500	2.65%	---	140,098	
LAMDABOR	LAMDA DEVELOPMENT SA (CR)	930	---	---	---	---	---	41,118	
MIGBOR	MARFIN INVESTMENT GROUP (CR)	---	---	---	---	---	---	794,474	
MOHBOR	MOTOR OIL (CR)	3,900	---	---	---	---	---	10,420	
MYTILBOR	MYTILINEOS (CR)	---	---	---	---	---	---	25,742	
ETEBOR	NATIONAL BANK (CR)	31,129	---	---	---	---	---	9,680,738	
OPAPBOR	OPAP (CR)	39,350	---	---	---	---	---	1,307,593	
HTOBOR	OTE (CR)	6,017	---	---	---	---	---	535,505	
PPABOR	P.P.A. S.A. (CR)	250	---	---	---	---	---	2,901	
TPEIRBOR	PIRAEUS BANK (CR)	30,079	---	---	---	3,000	6.50%	18,117,382	
PLAISBOR	PLAISIO COMPUTERS SA (CR)	---	---	---	---	---	---	4,000	
PPCBOR	PPC (CR)	---	---	---	---	---	---	5,959,211	
QUALBOR	QUALITY & RELIABILITY SA (CR)	---	---	---	---	---	---	---	

Stock Lending Notes

[1] - Multilateral contracts Lending or Borrowing as per Methods 8-1, 8-2 and 8-3-3 (According to ATHEX BoD Resolution No.17)

[2] - Bilateral Contracts Lending or Borrowing as per Methods 8-3-1 and 8-3-2 (According to ATHEX BoD Resolution No.20)

[3] - The information concerning OTC Stock Borrowing Transactions is based on the statements of the Dematerialised Securities System (DSS) operators involved and refers to volumes that have been registered up until the previous working day.

[4] - Average Price (Volume weighted)

[5] - The Data concerning Open Interest before the start of trading session

Lending Products	Underlying Title	Open Interest[5]	Multilateral Transactions[1]				Bilateral Transactions[2]		Stock Borrowing through OTC (volume)[3]
			Volume(Offered)	Average Weighted	Transactions volume	Average Weighted	Transactions Volume	Average Weighted	Transactions Volume
TENERGYBOR	TERNA ENERGY (CR)	750	---	---	---	---	1,500	0.01%	24,592
TITCBOR	TITAN CEMENT (CB)	600	---	---	---	---	---	---	188,110
VIOBOR	VIOHALCO SA/NV (CB)	400	---	---	---	---	---	---	---

Stock Lending Notes

[1] - Multilateral contracts Lending or Borrowing as per Methods 8-1, 8-2 and 8-3-3 (According to ATHEX BoD Resolution No.17)

[2] - Bilateral Contracts Lending or Borrowing as per Methods 8-3-1 and 8-3-2 (According to ATHEX BoD Resolution No.20)

[3] - The information concerning OTC Stock Borrowing Transactions is based on the statements of the Dematerialised Securities System (DSS) operators involved and refers to volumes that have been registered up until the previous working day.

[4] - Average Price (Volume weighted)

[5] - The Data concerning Open Interest before the start of trading session

Sectors codification for listed companies

12003-	ETF	10101010	Computer Services
10101015	Software	10102030	Computer Hardware
15101010	Telecommunications Equipment	15102015	Telecommunications Services
20101010	Health Care Facilities	20101025	Health Care Services
20102010	Medical Equipment	20103015	Pharmaceuticals
30101010	Banks	30202000	Diversified Financial Services
30202010	Asset Managers & Custodians	30202015	Investment Services
30302010	Full Line Insurance	30302015	Insurance Brokers
35101010	Real Estate Holding and Development	35101015	Real Estate Services
35102000	Diversified REITs	35102030	Office REITs
40201040	Rental & Leasing Services: Consumer	40202010	Home Construction
40202015	Household Furnishings	40202020	Household Appliance
40203040	Electronic Entertainment	40203045	Toys
40204020	Clothing & Accessories	40301010	Entertainment
40301030	Publishing	40301035	Radio & TV Broadcasters
40401010	Diversified Retailers	40401020	Apparel Retailers
40401025	Home Improvement Retailers	40401030	Specialty Retailers
40501010	Airlines	40501015	Travel & Tourism
40501020	Casinos & Gambling	40501025	Hotels & Motels
45101015	Distillers & Vintners	45101020	Soft Drinks
45102010	Farming Fishing Ranching & Plantations	45102020	Food Products
45103010	Tobacco	45201010	Food Retailers & Wholesalers
45201020	Personal Products	50101010	Construction
50101030	Cement	50101035	Building Materials: Other
50202010	Electrical Components	50203000	Diversified Industrials
50203015	Plastics	50203030	Containers & Packaging
50204000	Machinery: Industrial	50204020	Machinery: Construction & Handling
50205010	Industrial Suppliers	50205020	Back Office Support HR & Consulting
50205030	Forms & Bulk Printing Services	50206015	Commercial Vehicles & Parts
50206030	Marine Transportation	50206060	Transportation Services
55101000	Diversified Materials	55101020	Textile Products
55102000	General Mining	55102010	Iron & Steel
55102015	Metal Fabricating	55102035	Aluminum
60101000	Integrated Oil & Gas	60101020	Oil Refining and Marketing
65101010	Alternative Electricity	65101015	Conventional Electricity
65102030	Water		



ATHEX
Athens Stock Exchange

Λεωφ. Αθηνών 110 104 42 Αθήνα
110, Athinon Ave. GR 104 42 Athens
tel. (+30)210-33.66.800, fax (+30)210-33.66.101
www.athexgroup.gr