


20

Ημερήσιο Δελτίο
Συναλλακτικής Δραστηριότητας

Daily Official List
of Trading Activity

Tuesday, 7 April, 2020

Year: 141 Trading Day No: 66



ATHEXGROUP
Athens Exchange Group

Disclaimer:

Hellenic Exchanges-Athens Stock Exchange S.A endeavours to ensure that the data and other material ("Information") presented on the Daily Official List are accurate and complete, but it is not liable for any errors or omissions of data or /and for the accuracy, credibility, updating and completeness of the aforesaid information nor it has any liability arising directly or indirectly from the use of the above Information.

The Company is not liable for the accuracy of the data included in listed companies' announcements. Only the sender of such an announcement is fully and solely liable for any infringement of third party's rights from the content of such announcement. All contents of the Daily Official List are provided only for information purposes and do not constitute investment advice or solicitation to invest in securities or other products listed for trading on the Exchange.

You acknowledge and agree that the Company is the owner of any property rights related to any Information appearing on the Daily Official List including intellectual property rights copyright, trademarks, etc.

The above data are a property of the Hellenic Exchanges-Athens Exchange and are copyright protected. Users are forbidden to reproduce, modify, copy, sale, transmit or redistribute, by all reproduction means and methods, part or the whole of the above data, without reference to their source.

The commercial exploitation of these data is, also, forbidden by third parties. Hellenic Exchanges-Athens Exchange does not carry any responsibility, direct or indirect, derived from usage or accidental alteration of the above data when used by third parties.

Hellenic Exchanges – Athens Stock Exchange S.A.

110 Athinon Ave., 10442 Athens, Tel: (210) 33.66.800, Fax: (210) 32.13.938

www.athexgroup.gr

Thessalonica Stock Exchange Center (T.S.E.C)

16-18 Katouni Str., Thessalonica 546 25 Tel: (2310) 567.667, Fax: (2310) 530.545

Athex Members Guarantee Fund

14-16 Fidiou Str., Athens 106 78, Tel: (210) 33.04.682, Fax: (210) 33.04.155

Hellenic Republic Capital Market Commission

1 Kolokotroni Str. & 1 Stadiou Str., Athens 10562 Tel: (210) 33.77.100 Fax: (210) 33.77.173

Table of Contents

Section 1: Statistical Figures of Securities, Derivatives and Lending

Summary of Markets

Athex Indices

Analytic Figures for Athex Market's Boards and Categories

Trading Details by Athex Sectors and Financial Instruments (ETFs)

Top 10 best & worst performing Shares

Derivatives Summary

Section 2: Analytic Figures of Shares Transactions

Analytic Figures of Shares Transactions

Shares' Notes

Section 3: Figures of Securities Transactions

Securities Blocks Details

Shares Rights Details

Stock Borrowing

Securities Forced Sales

Forced Sales Registered Shares

Exchange Traded Funds (ETFs) Characteristics

Section 5: Bonds traded in Fixed Income Assets Market

Convertible Corporate Bonds - Regulated Market

Non Convertible Corporate Bonds - Regulated Market

Government Bonds

Treasury Bills & Zero Coupon Government Bonds

Government Bonds Traded with the Open Outcry Method

State Banks Bonds

Section 6: Additional Infos

Athex & ATHEXClear Members List

List of Stocks under Market Making operations

Section 7: Derivatives Market Analytic Figures

Index Futures

Stock Futures

Index Options

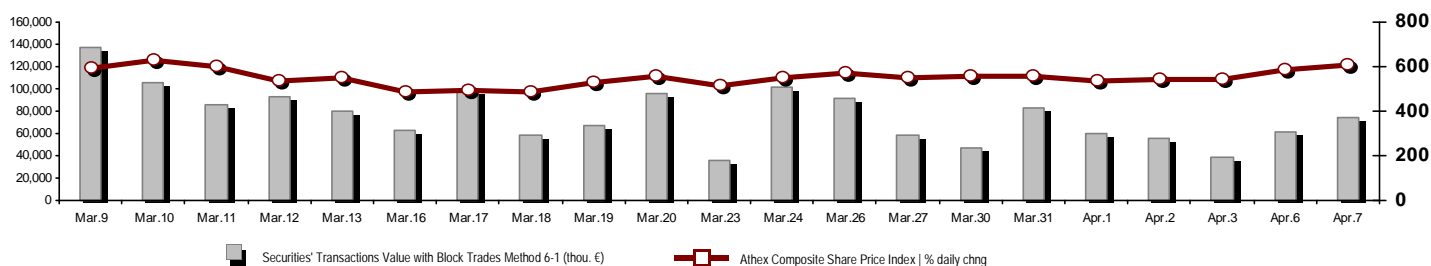
Stock Options

Stock Lending Analytic Figures

Appendix A: Sectors codification for listed companies

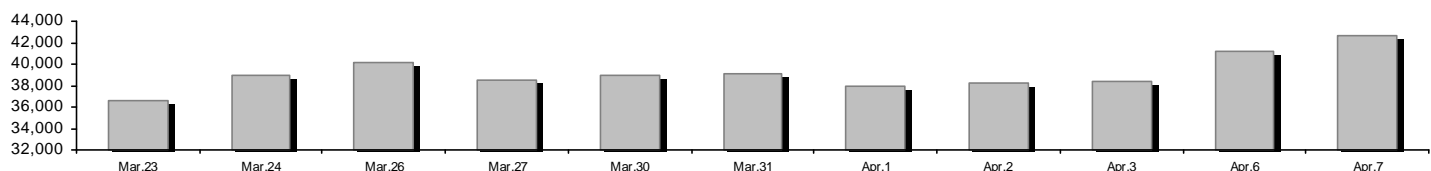
Summary of Markets

Athex Composite Share Price Index vs Shares and Derivatives Transactions Value

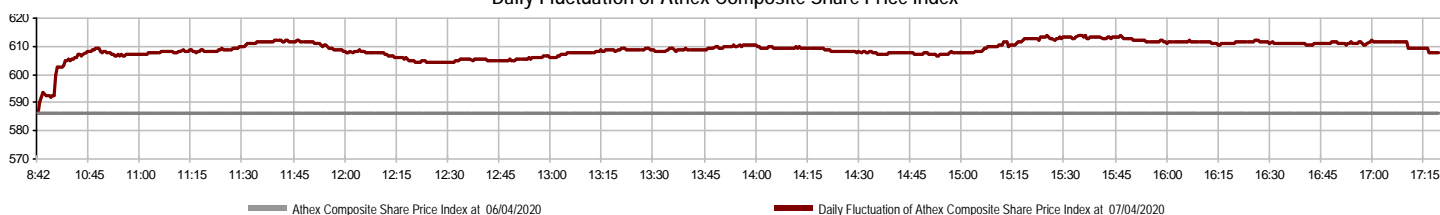


Athex Capitalisation (mill. €)**:	42,688.96	Derivatives Total Open Interest	179,681
Daily change: mill. € %	1,569.71 3.82%	in Index Futures % daily chng	3,425 2.15%
Yearly Avg Capitalisation: mill. € % chng prev year Avg	53,597.64 -2.16%	in Stock Futures % daily chng	172,871 10.12%
Athex Composite Share Price Index % daily chng	607.73 3.63%	in Index Options % daily chng	1,839 2.57%
Athex Composite Share Price Index Capitalisation (mill. €)	37,743.81	in Stock Options % daily chng	1,546 4.11%
Daily change (mill. €)	1,495.78		
Securities' Transactions Value with Block Trades Method 6-1 (t	74,728.63	Derivatives Contracts Volume:	33,481
Daily change: %	13,511.65 22.07%	Daily change: pieces %	3,255 10.77%
YtD Avg Trans. Value: thou. € % chng prev year Avg	81,588.73 23.98%	YtD Avg Derivatives Contracts % chng prev year Avg	36,199 -13.60%
Blocks Transactions Value of Method 6-1 (thou. €)	3,871.40	Derivatives Trades Number:	3,300
Blocks Transactions Value of Method 6-2 & 6-3 (thou. €)	0.00	Daily change: number %	624 23.32%
Bonds Transactions Value (thou.€)	708.37	YtD Avg Trades number % chng prev year Avg	3,060 7.38%
Securities' Transactions Volume with Block Trades Method 6-1 (tho	56,310.97	Lending Total Open Interest	340,871
Daily change: thou. pieces %	5,125.92 10.01%	Daily change: pieces %	13,008 3.97%
YtD Avg Volume: % chng prev year Avg	42,315.08 33.28%	Lending Volume (Multilateral/Bilateral)	17,859
Blocks Transactions Volume of Method 6-1 (thou. Pieces)	5,615.21	Daily change: pieces %	-12,849
Blocks Transactions Volume of Method 6-2 & 6-3 (thou. Pieces)	0.00	Multilateral Lending	17,859
Bonds Transactions Volume	765,063	Bilateral Lending	0
Securities' Trades Number with Block Trades Method 6-1	42,737	Lending Trades Number:	11
Daily change: number %	5,248 14.00%	Daily change: %	1
YtD Avg Trades number % chng prev year Avg	37,197 37.01%	Multilateral Lending Trades Number	11
Number of Blocks Method 6-1	5	Bilateral Lending Trades Number	0
Number of Blocks Method 6-2 & 6-3	0		
Number of Bonds Transactions	87		

Athex Capitalisation (mill. €)**



Daily Fluctuation of Athex Composite Share Price Index



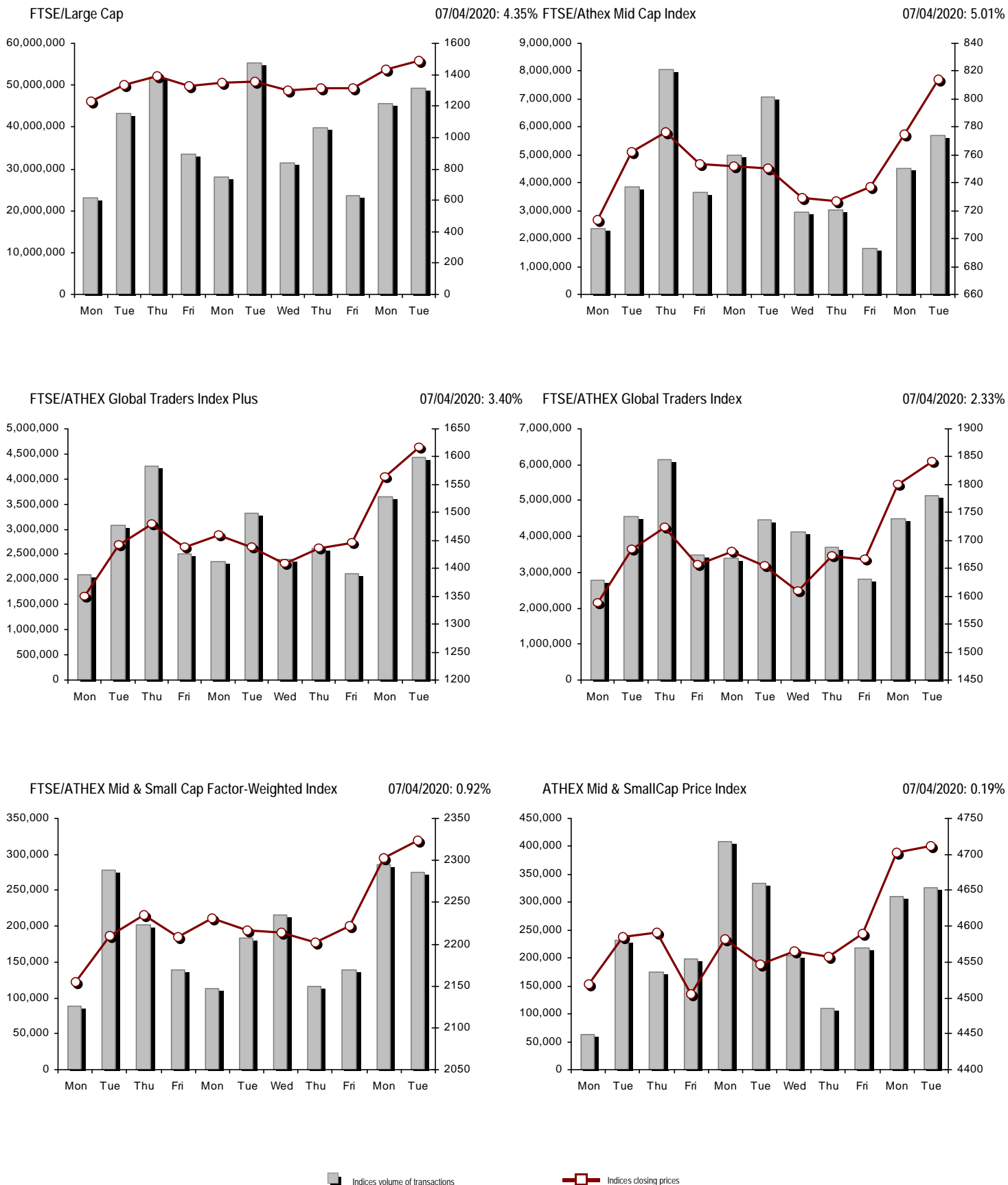
Athex Indices

Index name	07/04/2020	06/04/2020	pts.	%	Min	Max	Year min	Year max	Year change
Athex Composite Share Price Index	607.73 #	586.46	21.27	3.63%	586.46	613.74	469.55	949.20	-33.70% €
FTSE/Athex Large Cap	1,491.57 #	1,429.39	62.18	4.35%	1,429.39	1,500.11	1,135.79	2,371.26	-35.09% €
FTSE/Athex Mid Cap Index	813.79 #	774.98	38.81	5.01%	774.98	814.53	659.09	1,298.86	-31.91% €
FTSE/ATHEX-CSE Banking Index	268.39 #	251.74	16.65	6.61%	251.74	270.64	201.47	673.55	-59.94% €
FTSE/ATHEX High Dividend Yield Index	2,202.68 #	2,138.59	64.09	3.00%	2,138.59	2,231.38	1,730.40	3,015.23	-25.12% €
FTSE/ATHEX Global Traders Index Plus	1,616.52 #	1,563.38	53.14	3.40%	1,563.38	1,641.18	1,269.53	2,435.50	-30.28% €
FTSE/ATHEX Global Traders Index	1,841.71 #	1,799.81	41.90	2.33%	1,799.81	1,872.46	1,458.31	2,560.38	-25.81% €
FTSE/ATHEX Mid & Small Cap Factor-Weighted Ind	2,323.75 #	2,302.64	21.11	0.92%	2,302.64	2,380.33	2,028.59	3,205.70	-21.91% €
ATHEX Select Index Plus	2,132.19 #	2,070.22	61.97	2.99%	2,070.22	2,175.06	1,698.34	3,182.42	-28.87% €
ATHEX Select Index	2,184.54 #	2,114.27	70.27	3.32%	2,114.27	2,199.72	1,734.15	3,581.16	-33.26% €
ATHEX Mid & SmallCap Price Index	4,711.42 #	4,702.60	8.82	0.19%	4,702.60	4,773.65	3,964.16	6,324.97	-20.64% €
FTSE/Athex Market Index	369.93 #	354.51	15.42	4.35%	354.51	371.95	282.92	587.56	-34.97% €
FTSE Med Index	3,708.64 #	3,544.75	163.89	4.62%			3,062.99	5,342.28	-25.51% €
Athex Composite Index Total Return Index	997.66 #	962.74	34.92	3.63%	962.74	1,007.53	770.25	1,557.05	-33.29% €
FTSE/ATHEX Large Cap Net Total Return	682.20 #	653.77	28.43	4.35%	653.77	686.11	519.48	1,084.55	-34.60% €
Hellenic Mid & Small Cap Index	895.83 #	865.15	30.68	3.55%	865.15	907.37	701.19	1,312.90	-28.53% €
FTSE/Athex Banks	354.60 #	332.61	21.99	6.61%	332.61	357.58	266.18	889.92	-59.94% €
FTSE/Athex Insurance	1,594.50 #	1,578.56	15.94	1.01%	1,578.56	1,602.48	1,076.29	2,088.80	-21.26% €
FTSE/Athex Financial Services	742.54 #	725.95	16.59	2.29%	725.95	762.44	548.44	1,123.81	-25.51% €
FTSE/Athex Industrial Goods & Services	1,687.85 #	1,612.82	75.03	4.65%	1,612.82	1,700.93	1,302.84	2,712.84	-34.11% €
FTSE/Athex Retail	43.73 #	43.62	0.11	0.25%	43.44	44.16	38.18	75.77	-37.21% €
FTSE/ATHEX Real Estate	4,010.81 #	3,919.83	90.98	2.32%	3,919.83	4,098.25	2,945.19	5,826.74	-26.61% €
FTSE/Athex Personal & Household Goods	7,793.13 #	7,617.84	175.29	2.30%	7,617.84	7,919.81	5,596.91	10,280.00	-20.56% €
FTSE/Athex Food & Beverage	8,521.88 #	7,927.65	594.23	7.50%	7,927.65	8,533.13	5,768.28	13,004.12	-24.34% €
FTSE/Athex Basic Resources	3,812.42 #	3,763.97	48.45	1.29%	3,763.97	3,951.22	2,713.19	7,435.44	-40.97% €
FTSE/Athex Construction & Materials	1,906.46 #	1,879.91	26.55	1.41%	1,879.91	1,953.95	1,403.78	3,344.96	-38.16% €
FTSE/Athex Oil & Gas	3,340.16 #	3,178.53	161.63	5.09%	3,178.53	3,403.02	2,268.39	5,154.35	-33.84% €
FTSE/Athex Chemicals	6,327.17 #	6,171.02	156.15	2.53%	6,171.02	6,465.37	5,513.26	9,442.19	-28.63% €
FTSE/Athex Travel & Leisure	1,188.74 #	1,124.72	64.02	5.69%	1,124.72	1,198.47	904.20	2,084.49	-38.71% €
FTSE/Athex Technology	706.76 #	649.78	56.98	8.77%	649.78	706.95	537.98	1,029.21	-21.51% €
FTSE/Athex Telecommunications	3,275.56 €	3,289.32	-13.76	-0.42%	3,267.30	3,391.17	2,480.07	3,960.95	-16.55% €
FTSE/Athex Utilities	2,642.77 #	2,567.12	75.65	2.95%	2,567.12	2,674.55	1,865.80	3,447.76	-17.04% €
FTSE/Athex Health Care	447.06 #	443.62	3.44	0.78%	443.62	447.06	402.35	508.96	-11.44% €
Athex All Share Index	150.27 #	144.72	5.55	3.84%	150.27	150.27	122.81	223.49	-30.32% €
Hellenic Corporate Bond Index	107.86 #	107.52	0.34	0.32%			106.56	121.22	-10.32% €
Hellenic Corporate Bond Price Index	85.01 #	84.71	0.30	0.35%			84.04	96.15	-11.18% €

Note 1: FTSE/Med 100, Hellenic Corporate Bond Price Index and Hellenic Corporate Bond Index closing prices refer to the previous trading day of 03/04/2020.

Note 2: The Hellenic Mid & Small Cap Index is a Customized index calculated by the Athens Exchange.

Athex Indices



Analytic Figures for Athex Market's Boards and Categories

	Total Traded Securities	Main Market	Surveillance	Exchange Traded Funds (ETFs)
Totals	131	117	13	1
Gain / Lose / Same:	82 / 31 / 18	79 / 25 / 13	2 / 6 / 5	1 / 0 / 0
Athex Capitalisation (mill. €) **	42,688.96	42,470.58	218.38	
Daily Average Trans/ons Value(thou.€)	81,588.73	81,482.41	117.28	95.88
Transactions Value	74,728.63	74,491.89	61.27	175.47
Main Board:	70,857.22	70,620.48	61.27	175.47
Blocks Board 6_2_3:	3,871.40	3,871.40	0.00	0.00
Forced Sales Board:	0.00	0.00	0.00	0.00
Special Terms Board:	0.00	0.00	0.00	0.00
Daily Average Transactions Volume	42,315,080	41,636,086	696,133	4,881
Transactions Volume	56,310,974	55,795,645	503,929	11,400
Main Board:	50,695,765	50,180,436	503,929	11,400
Blocks Board 6_2_3:	5,615,209	5,615,209	0	0
Forced Sales Board:	0	0	0	0
Special Terms Board:	0	0	0	0
Daily Average Number of Trades	37,197	37,027	166	6
Number of Trades	42,737	42,586	145	6
Main Board:	42,732	42,581	145	6
Blocks Board 6_2_3:	5	5	0	0
Forced Sales Board:	0	0	0	0
Special Terms Board:	0	0	0	0

Trading Details by Athex Sectors and Financial Instruments (ETFs)

Code	Sectors	Gain / Lose / Same	Number of Trades	Transactions Volume	Transactions Value	% of Total Trans. Value
3010	- Banks	6 / 0 / 0	16,599	42,013,798	26,966,084.95	36.09%
5510	- Basic Resources	6 / 6 / 2	1,202	754,545	1,036,455.67	1.39%
5010	- Construction & Materials	8 / 2 / 2	3,758	2,538,558	4,084,079.70	5.47%
4020	- Consumer Products & Services	6 / 0 / 2	2,284	641,082	6,488,683.31	8.68%
6010	- Energy	3 / 1 / 0	1,763	382,166	3,467,739.27	4.64%
12000	- Financial Instruments	1 / 0 / 0	6	11,400	175,468.60	0.23%
3020	- Financial Services	2 / 2 / 0	1,277	3,290,349	1,120,102.25	1.50%
4510	- Food Beverage & Tobacco	7 / 1 / 4	690	216,591	2,572,047.20	3.44%
2010	- Health Care	3 / 1 / 0	82	24,826	32,850.43	0.04%
5020	- Industrial Goods & Service	12 / 5 / 3	2,882	1,102,889	3,620,310.38	4.84%
3030	- Insurance	1 / 0 / 0	50	7,697	30,662.61	0.04%
4030	- Media	0 / 1 / 1	45	19,781	3,446.16	0.00%
4520	- Personal Care, Drug & Grocery Stores	1 / 2 / 0	374	68,895	484,678.77	0.65%
3510	- Real Estate	5 / 3 / 1	910	282,260	1,493,845.00	2.00%
4040	- Retail	3 / 2 / 1	1,060	336,044	998,966.06	1.34%
1010	- Technology	6 / 2 / 0	593	193,277	406,599.78	0.54%
1510	- Telecommunications	3 / 2 / 0	2,101	635,697	6,288,368.59	8.41%
4050	- Travel & Leisure	5 / 0 / 2	3,651	1,840,783	9,551,911.52	12.78%
6510	- Utilities	4 / 1 / 0	3,410	1,950,336	5,906,326.93	7.90%

Top 10 best & worst performing Shares

Main Market

With positive Price change	Closing price	change	With negative Price change	Closing price	change
QUEST HOLDINGS (CR)	7.46	13.72% #	KORDELLOS BROS SA (CR)	0.225	-3.02% €
NATIONAL BANK (CR)	1.258	11.33% #	CNL CAPITAL (CR)	8.05	-3.01% €
ELLAKTOR (CR)	0.63	10.53% #	ELTON SA (CR)	1.28	-2.66% €
INTRALOT (CR)	0.16	10.35% #	GR. SARANTIS S.A. (CR)	7.5	-1.70% €
AVAX S.A. (CR)	0.3465	7.94% #	REVOIL (CR)	0.61	-1.61% €
VIOHALCO SA/NV (CB)	1.8	7.78% #	PAPOUTSANIS (CR)	1.46	-1.35% €
CC HBC AG (CR)	22.8	7.55% #	THESSALONIKA WATER & SEWERAGE	3.65	-0.55% €
ELVALHALCOR (CR)	1.11	6.94% #	OTE (CR)	11.9	-0.42% €
FOURLIS (CR)	3.085	6.75% #			
INTRACOM HOLDINGS (CR)	0.444	6.73% #			
With the highest Transactions Value	Value (thou. €)	change	With the highest Transactions Volume	Volume	change
OPAP (CR)	8,834.20	5.81% #	EUROBANK HOLDINGS (CR)	21,481,070	5.58% #
EUROBANK HOLDINGS (CR)	8,152.93	5.58% #	ALPHA BANK (CR)	10,841,170	4.93% #
ALPHA BANK (CR)	7,648.35	4.93% #	NATIONAL BANK (CR)	5,916,706	11.33% #
NATIONAL BANK (CR)	7,277.64	11.33% #	MARFIN INVESTMENT GROUP (CR)	3,041,711	5.71% #
OTE (CR)	6,229.28	-0.42% €	PIRAEUS BANK (CR)	2,598,070	5.50% #
JUMBO SA (CR)	5,670.80	2.70% #	ELLAKTOR (CR)	1,581,107	10.53% #
PIRAEUS BANK (CR)	3,436.46	5.50% #	PPC (CR)	1,316,707	4.72% #
PPC (CR)	3,346.66	4.72% #	OPAP (CR)	1,238,143	5.81% #
MYTILINEOS (CR)	2,716.30	4.29% #	ATTICA BANK S.A. (CR)	1,162,570	3.21% #
CC HBC AG (CR)	2,500.74	7.55% #	OTE (CR)	519,116	-0.42% €

Note: Stocks that are not included in the "Low Dispersion" and "Under Supervision" categories, and the transactions value is more than 10,000 €.

Derivatives Summary

	Number of Trades	Volume	Open Interest
Index Futures	377	2,782	3,425
FTSE/Athex Large Cap	377	2,782	3,425
Stock Futures	2,887	30,170	172,871
ADMIE (IPTO) HOLDING S.A. (CR)	75	418	2,641
ALPHA BANK (CR)	458	7,542	21,966
ATTICA BANK S.A. (CR)	1	60	1,335
CC HBC AG (CR)	49	123	275
CENERGY HOLDINGS (CB)	37	181	2,733
ELLAKTOR (CR)	216	1,637	10,771
EUROBANK HOLDINGS (CR)	457	7,845	37,591
EYDAP S.A. (CR)	7	14	132
FOURLIS (CR)	54	175	116
GEK TERNA (CR)	103	279	2,569
HELLENIC EXCHANGES-A.S.E. (CR)	59	313	1,383
HELLENIC PETROLEUM (CR)	19	68	1,378
INTRACOM HOLDINGS (CR)	12	48	1,679
INTRALOT (CR)	7	110	1,249
JUMBO SA (CR)	4	11	171
LAMDA DEVELOPMENT SA (CR)	53	102	710
MARFIN INVESTMENT GROUP (CR)	47	1,381	41,714
MOTOR OIL (CR)	19	52	216
MYTILINEOS (CR)	167	498	3,930
NATIONAL BANK (CR)	359	4,875	16,465
OPAP (CR)	171	707	1,442
OTE (CR)	48	172	1,681
P.P.A. S.A. (CR)	16	53	135
PIRAEUS BANK (CR)	175	2,147	9,383
PPC (CR)	164	1,008	5,489
TERNA ENERGY (CR)	17	78	3,092
TITAN CEMENT (CB)	26	49	252
VIOHALCO SA/NV (CB)	67	224	2,373
Index Options	18	98	1,839
FTSE/Athex Large Cap	18	98	1,839
Stock Options	18	431	1,546
ALPHA BANK (CR)	3	110	40
NATIONAL BANK (CR)	3	110	355
OPAP (CR)	6	36	305
OTE (CR)	1	5	160
PIRAEUS BANK (CR)	4	140	370
PPC (CR)	1	30	316
Total Derivatives Traded	3,300	33,481	179,681

Number of Outstanding Securities	Nominal Value	Dividends [1]			Date of Last Coupon		Note	Shares	Closing price	% change	Previous closing price/date	Open price	Price min	Price max	Last price	Avg price	Last Bid [7]	Last Ask [7]	P/E after tax	Year	Volume	Trades	Transactions Value[8]	Company Mkt Value (thou. €)	Year low	Year high	Sector[4]	
		2017	2018	2019	Dividend [2]	Right																						
7,125,216	0.650	---	---	---	01/07/2005	14/12/1999	4955	KRE.KA SA (CR)	0.16	---	0.16	06/04/2020	---	---	---	---	2000@0.140	1750@0.160	---	2018	---	---	---	1,140.03	0.058	0.226	45102010	
7,734,375	1.00	---	---	---	09/07/2007	07/01/2011	5112	LIVANIS SA (CR)	0.0505	---	0.0505	06/04/2020	---	---	---	---	---	4000@0.061	---	---	---	---	---	390.59	0.0505	0.116	40301030	
15,842,391	1.51	---	---	---	15/07/2009	12/05/2000	5141	BITROS HOLDING SA (CR)	0.115	---	0.115	06/04/2020	0.092	0.092	0.11	0.11	0.097 1000@0.111	---	---	---	---	441	3	42.89	1,821.87	0.092	0.19	55102010
119,596,817	0.040	---	---	---	15/07/2008	27/04/2017	5190	NIKAS SA (CR)	0.5	---	0.5	06/04/2020	---	---	---	---	---	1000@0.500	---	---	---	---	---	59,798.41	0.4	0.5	45102020	
24,319,250	0.300	---	---	---	09/07/2002	04/07/2007	5165	PROODEFTIKH SA (CR)	0.14	-11.39	0.158	06/04/2020	0.188	0.14	0.188	0.14	0.148 2000@0.132	2000@0.150	---	---	---	7,900	7	1,166.60	3,404.70	0.11	0.199	50101010
245,497,664	0.310	---	---	---	01/07/2008	30/07/2012	5207	SELONDA AQUACULTURE SA (CR)	0.1	---	0.1	06/04/2020	0.1	0.1	0.1	0.1	0.5686415@0.100	---	---	---	---	31,920	9	3,192.00	24,549.77	0.1	0.101	45102010
10,186,667	1.35	---	---	---	24/06/2008	02/02/2016	4887	SIDMA SA (CR)	0.22	-17.29	0.266	06/04/2020	0.22	0.22	0.22	0.22	0.22 993@0.220	1000@0.266	---	---	---	1,007	4	221.54	2,241.07	0.192	0.57	55102010
766,000	1.00	---	---	---	01/07/2004	11/12/2012	5193	TRIA ALFA SA (CR)	1.8	---	1.8	06/04/2020	---	---	---	---	---	---	55.15	2018	---	---	---	1,658.10	1.78	2.16	55101020	
245,000	1.00	---	---	---	19/07/2010	11/12/2012	5194	TRIA ALFA SA (PR)	1.14	---	1.14	06/04/2020	---	---	---	---	---	110@1.12	34.93	2018	---	---	---	1,658.10	0.9	1.15	55101020	

Suspension Status

20,255,805	0.300	---	---	---	22/08/2006	02/08/2010	5136	AXON HOLDING SA (CR)	0.058	---	0.058	28/04/2017	---	---	---	---	---	---	---	---	---	---	---	1,174.84	0.058	0.058	20101010
21,820,410	0.800	---	---	---	22/05/2008	02/08/2011	5174	EUROMEDICA SA (CR)	0.448	---	0.448	30/04/2018	---	---	---	---	---	---	---	---	---	---	---	9,775.54	0.448	0.448	20101010
66,948,210	0.300	---	---	---	22/09/2015	22/09/2015	5179	FOLLI FOLLIE (CR)	4.8	---	4.8	24/05/2018	---	---	---	---	---	---	---	---	---	---	---	321,351.41	4.8	4.8	40401030
14,870,100	0.300	---	---	---	15/05/2008	26/09/2011	5130	ALPHA GRISSIN S.A. (CR)	0.014	---	0.014	13/04/2017	---	---	---	---	---	---	---	---	---	---	---	208.18	0.014	0.014	10102030
33,930,000	0.300	---	---	---	03/07/2006	30/05/2001	4865	BABIS VOVOS SA (CR)	0.304	---	0.304	30/03/2012	---	---	---	---	---	---	---	---	---	---	---	10,314.72	0.304	0.304	35101010
77,126,446	0.340	---	---	---	23/05/2005	18/08/2011	5206	G.E. DIMITRIOU (CR)	0.0125	---	0.0125	30/04/2019	---	---	---	---	---	---	---	---	---	---	---	964.08	0.0125	0.0125	40202020
6,000,000	0.600	---	---	---	13/06/2008	08/04/2004	5172	EUROBROKERS S.A. (CR)	0.008	---	0.008	27/04/2018	---	---	---	---	---	---	---	---	---	---	---	48.00	0.008	0.008	30302015
7,085,888	1.59	---	---	---	02/07/1996	06/09/2010	5216	ELVIEMEK (CR)	2.6	---	2.6	30/09/2019	---	---	---	---	---	---	---	---	---	---	---	18,423.31	2.6	2.6	35101010
25,179,640	0.600	---	---	---	08/08/1994	19/09/2000	5191	J.BOUTARIS & SON (CR)	0.026	---	0.026	01/10/2018	---	---	---	---	---	---	---	---	---	---	---	742.45	0.026	0.026	45101015
1,540,000	0.600	---	---	---	08/08/1994	19/09/2000	5192	J.BOUTARIS & SON (PR)	0.057	---	0.057	01/10/2018	---	---	---	---	---	---	---	---	---	---	---	742.45	0.057	0.057	45101015
24,619,524	0.500	---	---	---	10/10/1986	30/12/2002	4914	KERAMIA-ALLATINI (CR)	0.088	---	0.088	30/08/2012	---	---	---	---	---	---	---	---	---	---	---	2,166.52	0.088	0.088	35101010
31,543,600	0.420	---	---	---	19/07/2010	19/12/2018	5205	KRETA FARM SA (CR)	1.085	---	1.085	30/04/2019	---	---	---	---	---	---	---	---	---	---	---	34,224.81	1.085	1.085	45102020
23,935,280	0.300	---	---	---	29/06/2009	13/06/2000	5153	NAYTEMPORIKI PUBLISHING SA(CR)	0.107	---	0.107	02/10/2017	---	---	---	---	---	---	---	---	---	---	---	2,561.07	0.107	0.107	40301030
255,459,600	0.300	---	---	---	26/06/2000	03/12/2010	5101	NEL SA (CR)	0.07	---	0.07	31/08/2015	---	---	---	---	---	---	---	---	---	---	---	17,882.17	0.07	0.07	40501015
23,463,874	0.800	---	---	---	23/05/2003	21/12/1999	4918	NEORION SA (CR)	0.125	---	0.125	30/08/2012	---	---	---	---	---	---	---	---	---	---	---	2,932.98	0.125	0.125	50206030
18,750,000	0.300	---	---	---	02/07/2001	31/12/2012	5154	PEGASUS PUBLISHING S.A. (CR)	0.089	---	0.089	02/10/2017	---	---	---	---	---	---	---	---	---	---	---	1,668.75	0.089	0.089	40301030
100,793,572	0.300	---	---	---	16/07/2009	11/02/2016	5110	TELETIPOS SA (CR)	0.06	---	0.06	07/03/2016	---	---	---	---	---	---	---	---	---	---	---	6,047.61	0.06	0.06	40301035
4,034,950	0.680	---	---	---	01/07/2005	30/12/2010	5171	CHATZIKRANIOTIS & SONS SA (CR)	0.14	---	0.14	27/04/2018	---	---	---	---	---	---	---	---	---	---	---	564.89	0.14	0.14	45102020

Shares' Notes

Code	Note text
()	- Adjusted dividends.
*	- Last adjusted closing price.
[1]	- Net dividends.
[2]	- The "Date of Last Coupon" for New listings refers to the date company's stocks started to trade in Athex
[3]	- The Company Market Value is referred to the number of outstanding shares
[4]	- Sectors codification can be found in Appendix A
[5]	- The Market Value refers to the total number of shares listed (including their several classes) in the exchange by the company.
[6]	- P/E greater than 100
[7]	- Last view of the Order Book before the end of the trading session
[8]	- All Blocks Methods' Transactions Value are included.
4750	- Transfer to the Under Surveillance Category from 8/4/2011.
4865	- Suspension of trading as of 2/4/2012.
4887	- Transfer to the Surveillance Category as of 10/4/2012.
4912	- Transfer to the Surveillance Category as of 31/7/2012.
4914	- Suspension of trading as of 31/8/2012.
4918	- Suspension of trading as of 31/8/2012.
4955	- Transfer to the Surveillance Category as from 5/4/2013.
4957	- Transfer to the Surveillance Category as from 5/4/2013.
4958	- Transfer to the Surveillance Category as from 5/4/2013.
4959	- Transfer to the Surveillance Category as from 5/4/2013.
5080	- Transfer to the Surveillance Category as of 05/12/2014.
5093	- Transfer to the Surveillance Category as of 8/4/2015.
5095	- Transfer to the Surveillance Category as from 09/04/2015.
5101	- Suspension of trading as of 1/9/2015.
5110	- Suspension of trading as of 08/03/2016.
5112	- Transfer to the Surveillance Category as of 15/04/2016.
5115	- Transfer to the Surveillance Category as of 15/04/2016.
5123	- Transfer to the Surveillance Category as of 01/04/2016.
5130	- Suspension of trading as of 18/04/2017.
5136	- Suspension of trading as of 02/05/2017.
5141	- Transfer to the Surveillance Category as of 10/05/2017.
5153	- Suspension of trading as of 03/10/2017.
5154	- Suspension of trading as of 03/10/2017.
5156	- Transfer to the Surveillance Category as of 11/12/2017.
5160	- Transfer to the Surveillance Category as of 15/04/2016.
5161	- Transfer to the Surveillance Category as of 25/11/2011.
5162	- Transfer to the Under Supervision Category as of 21/12/2009.
5165	- Transfer to the Surveillance Category as of 15/02/2018.
5171	- Suspension of trading as of 30/04/2018.
5172	- Suspension of trading as of 30/04/2018.
5174	- Suspension of trading as of 02/05/2018.
5178	- Transfer to the Surveillance Category as of 11/05/2018.
5179	- Suspension of trading as of 25/05/2018.
5190	- Transfer to the Surveillance Category as of 01/10/2018.
5191	- Suspension of trading as of 02/10/2018.
5192	- Suspension of trading as of 02/10/2018.
5193	- Transfer to the Surveillance Category as of 25/10/2018.
5194	- Transfer to the Surveillance Category as of 25/10/2018.
5195	- Transfer to the Surveillance Category as of 25/10/2018.
5197	- Transfer to the Surveillance Category as of 07/11/2018.
5205	- Suspension of trading as of 02/05/2019.
5206	- Suspension of trading as of 02/05/2019.

Shares' Notes

Code	Note text
5207	- Transfer to the Surveillance Category as from 13/05/2019.
5216	- Suspension of trading as of 01/10/2019.
5231	- Transfer to the Surveillance Category as from 5/4/2013.
5232	- Transfer to the Under Surveillance Category from 08/04/2011.

Securities Blocks Details

Securities	Block Volume	Price	Block Trade Value	Time of approval	Note
OPAP (CR)	84,641	7.08	598,835.08	11:51:24	20
OTE (CR)	30,000	12.08	362,400.00	11:53:05	20
ALPHA BANK (CR)	455,000	0.703	320,047.00	15:00:08	20
JUMBO SA (CR)	45,568	15.13	689,621.56	17:11:43	20
EUROBANK HOLDINGS (CR)	5,000,000	0.380	1,900,500.00	17:12:25	20

Blocks Notes

- 9 - Method 6-1 / Special Fees
- 10 - Method 6-1 / Special Fees, SDS
- 14 - Method 6-3 / Settlement, Incomplete Buy and Sell
- 18 - Method 6-2 / SPOT 1
- 19 - Method 6-2 / SPOT 2
- 20 - Method 6-1 and Method 6-1 Same Day Settlement
- 21 - Other Pre-agreed

Shares Rights Details

Occurred date	Exercise from	Exercise until	Trading until	Rights	Price min	Price max	Closing price	Last Bid	Last Ask	Volume	Trades	Transactions Value
---------------	---------------	----------------	---------------	--------	-----------	-----------	---------------	----------	----------	--------	--------	--------------------

No Rights Transactions.

Securities Forced Sales

Securities	Category of Security	Transactions Volume	Number of Trades	Transactions Value	Note
------------	----------------------	------------------------	---------------------	-----------------------	------

No Forced Transactions.

Forced Sales Notes

- 1 - Normal Forced Sale.
- 2 - Forced Sales of Fixed Registered Shares.
- 3 - Forced Sales of Remaining Stock Fractions.

Forced Sales Registered Shares

Securities	Start Date	End Date	Initial Volume	Remaining Volume	Date	Avg price (day)	Avg price (period)	Number of Trades	Transactions Volume	Transactions Value
------------	------------	----------	----------------	------------------	------	-----------------	--------------------	------------------	---------------------	--------------------

No Fixed Registered Shares Forced Sales.

Forced Sales Notes

According to Decision 1/380/04.05.2008 of the Hellenic Republic Capital Market Commission, the certificated registered shares that have not been deposited to the issuer for dematerialisation, will be auctioned in the Athens Exchange by the supervising issuer. Forced sales procedure is held according to Article 99A of the Athens Exchange Rulebook. The average price of the period is calculated by dividing the Total transactions value by the Total volume and includes all the transactions made until the current date.

Exchange Traded Funds (ETFs) Characteristics

	Transactions Date (T)	Creation / Redemption	Units (T-1)	New Units (T-1)	Redemption Units (T-1)	Units (T) [1]	Fund Assets [2]	Net Unit Price	Dividend per Unit	Dividend Date
ALPHA ETF FTSE Athex Large Cap	07/04/2020	5,000	812,382	---	---	812,382	12,069,680.00	14.8571	0.43	30/06/2018

ETFs Notes

[1] - Units (T) = Units (T-1) + New Units (T-1) - Redemption Units (T-1)

[2] - The Creation / Redemption Units of T-1 are included.

Convertible Corporate Bonds - Regulated Market

Num Listed Bonds	Nominal price	Issue price	Today's Rate	Exp. Date	Duration (years)	Note	Coupon		Trading Unit	Corporate Bonds	Price min	Price max	Closing price	Previous closing price/date	Volume	Transactions Value	Last order		ear min	Year max	
							Common	Preferred									Price	Buy / Sell			Date
171,246,551	0.30	0.30	1.00	11/10/2025	9	---	15	---	1	FORTHNET S.A. (Convertible)	---	---	---	---	---	---	0.3000	B	05/02/2020	100.0000	100.0000

Corporate Bonds Notes

Transactions Volume = (Pieces) * (Nominal Price). Transactions Value = (Pieces) * (Nominal Price) * (price %) + (Accrued interest).

The price of a Bond is stated as a percentage (%) of Bond's Nominal Price.

Nominal Price in Euros (€), except if it is noted differently.

Non Convertible Corporate Bonds - Regulated Market

Num Listed Bonds	Nominal price	Issue price	Today's Rate	Exp. Date	Duration (years)	Note	Coupon		Trading Unit	Corporate Bonds	Accrued Int.	Yield.T.Mat	Price min	Price max	Closing price	Previous closing price/date	Volume	Transactions Value	Last order		ear min	Year max		
							Common	Preferred											Price	Buy / Sell			Date	
175,000	1,000.00	1,000.00	3.40	26/07/2024	5	---	2	---	1	ATTICA HOLDINGS S.A. (Non Convertible)	6.8944	14.3800	67.5001	70.6000	69.6273	69.6990	06/04/2020	78,000	54,847.05	68.9010	B	37/04/2020	58.8701	100.0000
300,000	1,000.00	1,000.00	3.10	27/06/2022	5	---	6	---	1	MYTILINEOS HOLDINGS S.A. (Non Convertible)	8.9556	3.9190	97.5010	98.7000	97.5949	98.5850	06/04/2020	60,000	59,326.33	97.5510	B	37/04/2020	88.5000	101.0000
50,000	1,000.00	1,000.00	4.25	20/06/2022	5	---	6	---	1	SYSTEMS SUNLIGHT S.A. (Non Convertible)	13.1042	5.2590	95.7110	98.1000	96.7146	99.8000	06/04/2020	19,000	18,624.75	96.3000	B	37/04/2020	88.0000	102.0000
40,000,000	1.00	1.00	5.00	04/10/2021	5	---	15	---	1	HOUSEMARKET S.A. (Non Convertible)	0.0004	5.4650	97.9900	98.8499	97.9900	97.9000	06/04/2020	55,063	54,286.36	97.9900	B	37/04/2020	93.8736	105.1000
24,260	1,000.00	1,000.00	4.95	26/06/2023	5	---	4	---	1	B&F COMM. & GARM. INDUS. S.A. (Non Convertible)	14.3000	19.0800	68.0000	68.6200	68.1449	68.5700	06/04/2020	44,000	30,612.95	68.0100	B	37/04/2020	68.0000	94.9999
90,000	1,000.00	1,000.00	3.00	11/05/2023	5	---	4	---	1	CORAL A.E. (Non Convertible)	12.5000	3.6120	97.5000	99.5000	97.6843	99.6290	06/04/2020	329,000	327,606.34	97.5120	B	37/04/2020	89.4200	105.0000
120,000	1,000.00	1,000.00	3.95	04/04/2025	7	---	5	---	1	GEK TERNA S.A. (Non Convertible)	0.3292	4.0970	98.0000	98.0000	98.0000	97.4460	06/04/2020	21,000	20,586.91	97.6000	B	37/04/2020	91.0000	107.2000
150,000	1,000.00	1,000.00	2.60	22/10/2026	7	---	1	---	1	TERNA ENERGY FINANCE S.A. (Non Convertible)	12.2778	3.2950	96.0000	97.5000	96.0000	95.5000	06/04/2020	84,000	82,401.33	96.0000	B	37/04/2020	83.5000	102.8000
200,000	1,000.00	1,000.00	3.60	12/03/2026	7	---	3	---	1	AEGEAN AIRLINES S.A. (Non Convertible)	2.8000	8.3040	78.2000	83.0000	79.8268	76.0020	06/04/2020	75,000	60,080.10	79.1100	B	37/04/2020	54.7313	107.3000

Corporate Bonds Notes

Transactions Volume = (Pieces) * (Nominal Price). Transactions Value = (Pieces) * (Nominal Price) * (price %) + (Accrued interest).

The price of a Bond is stated as a percentage (%) of Bond's Nominal Price.

Nominal Price in Euros (€), except if it is noted differently.

Government Bonds

Number Listed Bonds	Nominal price	Today's Rate	Accrued Interest Calc	Exp. Date [1]	Duration (years)	Note	Coupons Date	Curr. coupon value	Trading Unit	Government Bonds	Price min	Price max	Closing price	Previous closing price/date	Volume	Transactions Value	Price	Last order Buy / Sell	Date
3,000,000	1,000.00	4.38	Actual/Actual	01/08/2022	5	---	01/08	4.38	1	GGB-FXD-010822-05Y-4.375-1.000	---	---	---	---	---	---	1.0000	B	28/11/2018
2,500,000	1,000.00	1.88	Actual/Actual	04/02/2035	15	---	04/02	1.88	1	GGB-FXD-040235-15Y-1.875-1.000	---	---	---	---	---	---	---	---	---
2,500,000	1,000.00	3.45	Actual/Actual	02/04/2024	5	---	02/04	3.45	1	GGB-FXD-020424-05Y-3.450-1.000	---	---	---	---	---	---	---	---	---
4,355,990,324	1.00	3.50	Actual/Actual	30/01/2023	5	---	01/02 - 31/01	3.50	1	GGB-FXD-300123-05Y-3.500-1.000	---	---	---	94.5720 13/07/2018	---	---	1.0000	B	28/11/2018
5,962,747,327	1.00	3.75	Actual/Actual	30/01/2028	10	---	/02 - 01/02 - 31/	3.75	1	GGB-FXD-300128-10Y-3.750-1.000	---	---	---	85.4610 13/07/2018	---	---	1.0000	B	28/11/2018
6,091,218,404	1.00	3.90	Actual/Actual	30/01/2033	15	---	/02 - 01/02 - 31/	3.90	1	GGB-FXD-300133-15Y-3.900-1.000	---	---	---	78.6730 13/07/2018	---	---	1.0000	B	28/11/2018
4,805,399,486	1.00	4.00	Actual/Actual	30/01/2037	19	---	/02 - 01/02 - 31/	4.00	1	GGB-FXD-300137-19Y-4.000-1.000	---	---	---	77.0370 13/07/2018	---	---	1.0000	B	28/11/2018
4,603,713,186	1.00	4.20	Actual/Actual	30/01/2042	24	---	/02 - 01/02 - 31/	4.20	1	GGB-FXD-300142-24Y-4.200-1.000	---	---	---	77.7640 13/07/2018	---	---	1.0000	B	28/11/2018
550,418,123	1.00	3.65	Actual/Actual	24/02/2023	11	---	24/02	3.65	1	GGB-FXD-240223-11Y-2.000-1.000	---	---	---	10.0000 22/06/2015	---	10.0000	B	11/07/2019	
445,007,576	1.00	3.65	Actual/Actual	24/02/2024	12	---	24/02	3.65	1	GGB-FXD-240224-12Y-2.000-1.000	---	---	---	10.0000 22/06/2015	---	---	---	---	---
423,674,226	1.00	3.65	Actual/Actual	24/02/2025	13	---	24/02	3.65	1	GGB-FXD-240225-13Y-2.000-1.000	---	---	---	10.0000 22/06/2015	---	---	---	---	---
212,292,153	1.00	3.65	Actual/Actual	24/02/2026	14	---	24/02	3.65	1	GGB-FXD-240226-14Y-2.000-1.000	---	---	---	10.0000 22/06/2015	---	---	---	---	---
160,621,352	1.00	3.65	Actual/Actual	24/02/2027	15	---	24/02	3.65	1	GGB-FXD-240227-15Y-2.000-1.000	---	---	---	10.0000 22/06/2015	---	---	---	---	---
183,244,055	1.00	3.65	Actual/Actual	24/02/2028	16	---	24/02	3.65	1	GGB-FXD-240228-16Y-2.000-1.000	---	---	---	10.0000 22/06/2015	---	---	---	---	---
164,802,894	1.00	3.65	Actual/Actual	24/02/2029	17	---	24/02	3.65	1	GGB-FXD-240229-17Y-2.000-1.000	---	---	---	10.0000 22/06/2015	---	---	---	---	---
165,460,943	1.00	3.65	Actual/Actual	24/02/2030	18	---	24/02	3.65	1	GGB-FXD-240230-18Y-2.000-1.000	---	---	---	10.0000 22/06/2015	---	---	---	---	---
129,007,241	1.00	3.65	Actual/Actual	24/02/2031	19	---	24/02	3.65	1	GGB-FXD-240231-19Y-2.000-1.000	---	---	---	10.0000 22/06/2015	---	---	---	---	---
126,192,683	1.00	3.65	Actual/Actual	24/02/2032	20	---	24/02	3.65	1	GGB-FXD-240232-20Y-2.000-1.000	---	---	---	10.0000 22/06/2015	---	---	---	---	---
146,905,168	1.00	3.65	Actual/Actual	24/02/2033	21	---	24/02	3.65	1	GGB-FXD-240233-21Y-2.000-1.000	---	---	---	10.0000 22/06/2015	---	---	---	---	---
154,475,606	1.00	3.65	Actual/Actual	24/02/2034	22	---	24/02	3.65	1	GGB-FXD-240234-22Y-2.000-1.000	---	---	---	10.0000 22/06/2015	---	---	---	---	---
144,429,441	1.00	3.65	Actual/Actual	24/02/2035	23	---	24/02	3.65	1	GGB-FXD-240235-23Y-2.000-1.000	---	---	---	10.0000 22/06/2015	---	---	---	---	---
166,211,676	1.00	3.65	Actual/Actual	24/02/2036	24	---	24/02	3.65	1	GGB-FXD-240236-24Y-2.000-1.000	---	---	---	10.0000 22/06/2015	---	---	---	---	---
145,461,669	1.00	3.65	Actual/Actual	24/02/2037	25	---	24/02	3.65	1	GGB-FXD-240237-25Y-2.000-1.000	---	---	---	10.0000 22/06/2015	---	---	---	---	---
146,941,087	1.00	3.65	Actual/Actual	24/02/2038	26	---	24/02	3.65	1	GGB-FXD-240238-26Y-2.000-1.000	---	---	---	10.0000 22/06/2015	---	---	---	---	---
135,115,612	1.00	3.65	Actual/Actual	24/02/2039	27	---	24/02	3.65	1	GGB-FXD-240239-27Y-2.000-1.000	---	---	---	10.0000 22/06/2015	---	---	---	---	---
141,909,637	1.00	3.65	Actual/Actual	24/02/2040	28	---	24/02	3.65	1	GGB-FXD-240240-28Y-2.000-1.000	---	---	---	10.0000 22/06/2015	---	---	---	---	---
136,788,720	1.00	3.65	Actual/Actual	24/02/2041	29	---	24/02	3.65	1	GGB-FXD-240241-29Y-2.000-1.000	---	---	---	10.0000 22/06/2015	---	---	---	---	---
163,643,410	1.00	3.65	Actual/Actual	24/02/2042	30	---	24/02	3.65	1	GGB-FXD-240242-30Y-2.000-1.000	---	---	---	10.0000 22/06/2015	---	---	---	---	---
4,000,000	1,000.00	3.88	Actual/Actual	12/03/2029	10	---	12/03	3.88	1	GGB-FXD-120329-10Y-3.875-1.000	---	---	---	---	---	---	100.0000	B	15/10/2019
503,753	1,000.00	0.32	FLR Actual/360	16/09/2021	2	---	16/03 - 16/09	---	1	GGB-FLT-160921-02Y-0.319-1.000	---	---	---	---	---	---	---	---	---
3,000,000	1,000.00	3.38	Actual/Actual	15/02/2025	7	---	15/02	3.38	1	GGB-FXD-150225-07Y-3.375-1.000	---	---	---	---	---	---	---	---	---
250,250	1,000.00	2.90	Actual/Actual	20/03/2023	4	---	20/03	2.90	1	GGB-FXD-200323-04Y-2.900-1.000	---	---	---	---	---	---	---	---	---
964,000	1,000.00	3.25	Actual/Actual	20/03/2025	6	---	20/03	3.25	1	GGB-FXD-200325-06Y-3.250-1.000	---	---	---	---	---	---	---	---	---
2,100,000	1,000.00	3.55	Actual/Actual	20/03/2026	7	---	20/03	3.55	1	GGB-FXD-200326-07Y-3.550-1.000	---	---	---	---	---	---	---	---	---

Government Bonds Notes

Transactions Volume = (Pieces) * (Nominal Price). Transactions Value = (Pieces) * (Nominal Price) * (price %) + (Accrued interest).

The Value of current coupon for the issues with NV 0.01 euro refers to NV 100 euros

FLR: Floating Interest Rate.

[1] - The Expiration Date of the interest bearing period and the Date for coupon payment.

Government Bonds

Number Listed Bonds	Nominal price	Today's Rate	Accrued Interest Calc	Exp. Date [1]	Duration (years)	Note	Coupons Date	Curr. coupon value	Trading Unit	Government Bonds	Price min	Price max	Closing price	Previous closing price/date	Volume	Transactions Value	Price	Last order Buy / Sell	Date
3,314,250	1,000.00	3.25	Actual/Actual	20/03/2050	30	---	20/03	3.25	1	GGB-FXD-200350-30Y-3.250-1.000	---	---	---	---	---	---	---	---	---
2,500,000	1,000.00	1.88	Actual/Actual	23/07/2026	7	---	23/07	1.88	1	GGB-FXD-230726-07Y-1.875-1.000	---	---	---	---	---	---	---	---	---

Government Bonds Notes

Transactions Volume = (Pieces) * (Nominal Price). Transactions Value = (Pieces) * (Nominal Price) * (price %) + (Accrued interest).

The Value of current coupon for the issues with NV 0.01 euro refers to NV 100 euros

FLR: Floating Interest Rate.

[1] - The Expiration Date of the interest bearing period and the Date for coupon payment.

Treasury Bills & Zero Coupon Government Bonds

Issue Date	13-Week Maturity									26-Week Maturity									52-Week Maturity								
	Exp. Date	Initial Rate	Num Listed Bonds	Nominal price	Issue price	Last Trade Price	Last Trade Date	Volume Traded	Note	Exp. Date	Initial Rate	Num Listed Bonds	Nominal price	Issue price	Last Trade Price	Last Trade Date	Volume Traded	Note	Exp. Date	Initial Rate	Num Listed Bonds	Nominal price	Issue price	Last Trade Price	Last Trade Date	Volume Traded	Note
14/06/2019	---	---	---	---	---	---	---	---	---	---	---	---	---	---	---	---	---	---	12/06/2020	0.47	1,000,000	1,000.00	995.30	---	---	---	---
13/09/2019	---	---	---	---	---	---	---	---	---	---	---	---	---	---	---	---	---	---	11/09/2020	0.29	1,000,000	1,000.00	997.05	---	---	---	---
13/12/2019	---	---	---	---	---	---	---	---	---	---	---	---	---	---	---	---	---	---	11/12/2020	0.07	1,000,000	1,000.00	999.30	---	---	---	---

Bonds in Circulation	Currency / Min nominal traded Value	Coupons Payment Date	Current Coupon Value	Note	Coupon	Trading Unit	Issue Date	Duration (years)	Today's Interest	A.I.C in days	Bonds	Last price of previous days		Last Outcry in Cash (euro)			Trades in Pieces	Life min	Life Max
												Price	Buy / Sell	Price	Buy / Sell	Date			
Corporate Bonds in Foreign Currency and Euro																			
103,746	GBP / 10	01/12	0.25	---	61	1	01/12/1930	98	2.5	360	National Mortgage Bank	2.27	05/02/1996	2.27	S	05/02/1996	---	2.27	2.27
0	GBP / 10	01/12	0.25	---	63	1	01/12/1928	100	2.5	360	National Mortgage Bank	---	---	---	---	---	---	---	---

Government Bonds Notes

A.I.C: Accrued Interest Calculation base.

FLR: Floating Interest Rate.

The minimum tradeable Nominal Value for all Demeterialised Government Titles is 100 Euros.

(μτφρ-0)

Athex & ATHEXClear Members List

Member Name				Stock Market			Derivatives Market		ATHEXClear Member	
	Address	Phone	Fax	Market Member	Remote Member	Market Maker	Proprietary	Market Maker	General Clearing	Direct Clearing
-									a	
,ΘΩΝΟΣ 8 ΑΘΗΝΑ	2103337000									
A. SARRIS SECURITIES S.A.				a						
6, ΔΡΑΓΑΤΣΑΝΙΟΥ 6 ΑΘΗΝΑ	2103367700									
ALPHA BANK A.E.									a	
103, AVE. ATHINON ATHINA	+30 2103436820	210-3436270								
40, STADIΟΥ STR ATHINA	(210)-3260000	(210)-3264116								
	(210)-3265546	(210)-3265811								
ALPHA FINANCE INVESTMENT SERVICES S.A.				a		a	a	a		a
5, ΜΕΡΑΙΝ 5 ΑΘΗΝΑ	2103677400									
ARGUS STOCKBROKERS LTD				a	a		a			
25 , 25 ΛΕΩΦΟΡΟΣ ΔΗΜΟΣΘΕΝΗ ΣΕΒΕΡΗ	0035722717000									
ATLANTIC SECURITIES LIMITED				a						
37, ΠΡΟΔΡΟΜΟΥ 37	0035722445400									
ATLANTIC SECURITIES LIMITED					a					
, ΠΡΟΔΡΟΜΟΥ 37	22445400									
AXON SECURITIES S.A.				a			a			
48, ΣΤΑΔΙΟΥ 48 ΑΘΗΝΑ	2103363800									
BETA SECURITIES S.A.				a		a	a			a
29 , Λ.ΑΛΕΞΑΝΔΡΑΣ 29 ΑΘΗΝΑ	2106478930									
BNP PARIBAS SECURITIES SERVICES									a	
2, ΛΑΜΨΑΚΟΥ 2 ΑΘΗΝΑ	2107468500									
BOFA SECURITIES EUROPE SA				a	a					
, 112 AVENUE KL?BER 75116	+33 153655555									
CAPITAL SECURITIES S.A.				a			a			
58, ΜΗΤΡΟΠΟΛΕΩΣ 58 ΑΘΗΝΑ	2103369700									
CFS SECURITIES INVESTMENT SERVICES S.A.				a						
3, ΠΑΠΑΡΡΗΓΟΠΟΥΛΟΥ 3 ΑΘΗΝΑ	2103360800									
CITIGROUP GLOBAL MARKETS EUROPE AG				a	a					
16, REUTERWEG 16 FRANKFURT	+49 691366-0									
CITIGROUP GLOBAL MARKETS LIMITED				a	a					
1, 33 CANADA SQUARE -CANARY WHARF	+44 02079864000									
CREDIT SUISSE SECURITIES (EUROPE) LIMITED				a	a					
1 , ONE CABOT SQUARE LONDON	+44 2078888888									
CREDIT SUISSE SECURITIES SOCIEDAD DE VALORES SA				a	a					
, CALLE AYALA 42, 3A PLANTA-B MADRID	+34917916000									
CYCLOS SECURITIES S.A.				a			a			a
39, ΠΑΝΕΠΙΣΤΗΜΙΟΥ 39 ΑΘΗΝΑ	2103364300									
DEUTSCHE BANK S.A.					a					
1 , GREAT WINCHESTER STREET LONDON	+44 20 754 54209	00441133361437								
DYNAMIC SECURITIES S.A.				a			a			a
, ΤΡΑΛΛΕΩΝ 2 & Λ.ΣΥΓΓΡΟΥ 223 ΝΕΑ ΣΜΥΡΝΗ	2103677700									
EUROBANK EQUITIES INVESTMENT FIRM S.A				a		a	a	a		a
, ΦΙΛΕΛΛΗΝΩΝ 10 & ΞΕΝΟΦΩΝΤΟΣ 13 ΑΘΗΝΑ	2103720000									
EUROCORP INVESTMENT SERVICES S.A.				a			a			a
14, ΠΛ.ΦΙΛΙΚΗΣ ΕΤΑΙΡΕΙΑΣ 14 ΑΘΗΝΑ	2107263600									
EUROTRUST INVESTMENT FIRM SA				a						
113, ΣΕΒΑΣΤΟΥΠΟΛΕΩΣ 113 ΑΘΗΝΑ	2103363100									
EUROXX SECURITIES S.A.				a		a	a	a		a
7, ΠΑΛΑΙΟΛΟΓΟΥ ΧΑΛΑΝΔΡΙ	(210)-6879400	(210)-6879401								
7, ΠΑΛΕΟΛΟΓΟΥ ΧΑΛΑΝΔΡΙ	+30 2106879400	210-6879401								
G. A. PERVANAS SECURITIES- INVESTMENT SERVICES S.A.				a						
7-9, ΣΟΦΟΚΛΕΟΥΣ 7-9 ΑΘΗΝΑ	2103727200									
GLOBAL CAPITAL SECURITIES & FINANCIAL SERVICES LTD				a	a					
50, ΛΑΡΧΙΕΠΙΣΚΟΠΟΥ ΜΑΚΑΡΙΟΥ Γ50	0035722710710									
HELLENIC AMERICAN SECURITIES S.A.				a		a	a			a
27, ΑΝΔΡΕΑ ΠΑΠΑΝΔΡΕΟΥ 27 ΜΑΡΟΥΣΙ	2103311100									
HELLENIC BANK (INVESTMENTS) LTD					a					
, AVE.KYRIAKΟΥ MATSI 31 - PO BOX 24747 NICOSIA	+357 22500100	357 22500110								
HSBC FRANCE									a	
109-111, Λ.ΜΕΣΟΓΕΙΩΝ 109-111	2106960000									
INDEX SECURITIES S.A.				a						
6, ΔΡΑΓΑΤΣΑΝΙΟΥ 6 ΑΘΗΝΑ	2103213920									

Athex & ATHEXClear Members List

Member Name				Stock Market			Derivatives Market		ATHEXClear Member	
	Address	Phone	Fax	Market Member	Remote Member	Market Maker	Proprietary	Market Maker	General Clearing	Direct Clearing
J. CHR. MAVRIKIS SECURITIES S.A.				a						
5, ΣΟΦΟΚΛΕΟΥΣ 5 ATHINA	2103216730									
KAPPA SECURITIES S.A.				a			a			
15, ΒΑΛΑΩΡΙΤΟΥ 15 ATHINA	2103678600									
KARAMANOF SECURITIES & INVESTMENT SERVICES S.A.				a			a			
2, ΠΛ.ΑΓ.ΘΕΟΔΩΡΩΝ 2 ATHINA	2103212947									
LAIKI FINANCIAL SERVICES LTD					a					
26, AVE. VYRONOS NICOSIA	357 22367367	357 22718567								
LEON DEPOLAS SECURITIES S.A.				a		a	a			
1, ΧΡΗΣΤΟΥ ΛΑΔΑ 1 ATHINA	2103213276 -28									
MEGA EQUITY SECURITIES & FINANCIAL SERVICES PUBLIC LTD				a	a		a			
42-44, ΛΕΩΦ.ΓΡΙΒΑ ΔΙΓΕΝΗ 42-44	0035722711711									
MERIT SECURITIES S.A				a		a	a			a
5, ΣΟΦΟΚΛΕΟΥΣ 5 ATHINA	2103671880									
MERRILL LYNCH INTERNATIONAL				a	a					
2, 2 KING EDWARD STREET LONDON	+44 20276281000									
N. CHRYSOCHOIDIS SECURITIES S.A.				a			a			a
7-9, ΣΟΦΟΚΛΕΟΥΣ 7-9 ATHINA	2103213913									
NATIONAL BANK OF GREECE S.A.				a		a	a		a	
86, ΑΙΟΛΟΥ STR. ATHINA	(210)-3341000	(210)-3228187								
68, ΑΚΑΔΙΜΙΑΣ STR. ATHINA	(210)-3328817	(210)-3328678								
NATIONAL SECURITIES S.A.				a		a	a	a		
66, ΛΕΩΦ. ΚΗΦΙΣΙΑΣ 66 (ΚΤΗΡΙΟ Α) MAROUSI	2107720000									
NUNTIUS BROKERAGE AND INVESTMENT SERVICES S.A				a						
6, ΔΡΑΓΑΤΣΑΝΙΟΥ 6 ATHINA	2103350599									
ONE PLUS CAPITAL LIMITED				a	a					
, 75 PRODROMOU AVENUE NICOSIA 1307	35722873760									
OPTIMA BANK S.A.				a		a	a	a	a	
32, ΑΙΓΙΑΛΕΙΑΣ 32 & ΠΑΡΑΔΕΙΣΟΥ MAROUSI	2108173111									
PANTELAKIS SECURITIES S.A.				a		a	a	a		
57, ΕΘΝΙΚΗΣ ΑΝΤΙΣΤΑΣΕΩΣ 57, ΚΤΙΡΙΟ Β CHALANDRI	2106965000									
PEGASUS SECURITIES S.A				a			a			
17, ΒΑΛΑΩΡΙΤΟΥ 17 & ΑΜΕΡΙΚΗΣ ATHINA	2103670700									
PIRAEUS BANK S.A.				a			a		a	
4, ΑΜΕΡΙΚΗΣ STR. ATHINA	(210)-3335000	(210)-3335079								
4, ΑΜΕΡΙΚΗΣ STR ATHINA	(210)-3335918	(210)-3254207								
4, ΑΜΕΡΙΚΗΣ ATHINA	+30 2103335000	210-3335079								
PIRAEUS SECURITIES S. A.				a		a	a	a		a
10, ΣΤΑΔΙΟΥ 10 ATHINA	2103354100									
PROCHOICE SECURITIES LTD				a	a					
57, ΛΕΩΦ.ΣΠΥΡΟΥ ΚΥΠΡΙΑΝΟΥ 57, ΑΚΙΝΗΤΑ Φ	035724661192									
SHARELINK SECURITIES & FINANCIAL SERVICES LTD				a	a		a			
6, HOUSE-ΘΕΟΤΟΚΗ 6 ΜΕΓΑΡΟ ΕΛΛΗΝΑ	+357 22554200									
SOCIETE GENERALE S.A.				a	a		a			
, 17 COURS VALMY, CEDEX	+157290504									
SOLIDUS SECURITIES S.A				a			a			a
64, ΛΟΥΙΖΗΣ ΡΙΑΝΚΟΥΡ 64 ATHINA	2106900600									
ST. EM. LAVRENTAKIS SECURITIES S.A.				a			a			
7-9, ΣΟΦΟΚΛΕΟΥΣ 7-9 ATHINA	2103213336									
THE CYPRUS INVESTMENT & SECURITIES CORPORATION LTD				a	a					
154, ΛΕΩΦ. ΛΕΜΕΣΟΥ 154	0035722121700									
UBS EUROPE SE				a	a					
, OPERNTURM, BOCKENHEIMER LANDSTRASSE 2-4	496921790									
UBS LIMITED					a					
1, FINSBURY AVENUE LONDON	+44 2075687135									

List of Stocks under Market Making operations

Securities	Stock Category
Market Maker	Start Market Making
ALPHA ETF FTSE Athex Large Cap	Exchange Traded Funds (ETFs)
ALPHA FINANCE INVESTMENT SERVICES S.A.	02/01/1900
NATIONAL SECURITIES S.A.	02/01/1900
ADMIE (IPTO) HOLDING S.A. (CR)	Main Market
HELLENIC AMERICAN SECURITIES S.A.	09/03/2020
PIRAEUS SECURITIES S. A.	29/06/2017
ALPHA BANK (CR)	Main Market
ALPHA FINANCE INVESTMENT SERVICES S.A.	29/02/2016
EUROBANK EQUITIES INVESTMENT FIRM S.A	22/10/2006
HELLENIC AMERICAN SECURITIES S.A.	25/07/2014
LEON DEPOLAS SECURITIES S.A.	04/01/2016
MERIT SECURITIES S.A	03/09/2012
NATIONAL SECURITIES S.A.	02/01/1900
PIRAEUS SECURITIES S. A.	28/05/2009
AS COMPANY SA (CR)	Main Market
EUROBANK EQUITIES INVESTMENT FIRM S.A	01/04/2019
ATTICA BANK S.A. (CR)	Main Market
EUROBANK EQUITIES INVESTMENT FIRM S.A	11/11/2019
EUROXX SECURITIES S.A.	22/01/2016
PIRAEUS SECURITIES S. A.	20/09/2017
ATTICA HOLDINGS (CR)	Main Market
HELLENIC AMERICAN SECURITIES S.A.	28/12/2017
AUTOHELLAS SA (CR)	Main Market
ALPHA FINANCE INVESTMENT SERVICES S.A.	01/07/2019
EUROXX SECURITIES S.A.	02/07/2018
AVAX S.A. (CR)	Main Market
EUROBANK EQUITIES INVESTMENT FIRM S.A	14/12/2015
BRIQ PROPERTIES (CR)	Main Market
EUROBANK EQUITIES INVESTMENT FIRM S.A	09/09/2019
BYTE COMPUTER SA (CR)	Main Market
MERIT SECURITIES S.A	04/08/2008
CC HBC AG (CR)	Main Market
NATIONAL SECURITIES S.A.	02/01/1900
PIRAEUS SECURITIES S. A.	04/05/2015
CENERGY HOLDINGS (CB)	Main Market
ALPHA FINANCE INVESTMENT SERVICES S.A.	02/01/2016
EUROBANK EQUITIES INVESTMENT FIRM S.A	02/01/2016
CNL CAPITAL (CR)	Main Market
MERIT SECURITIES S.A	01/10/2018
EKTER SA (CR)	Main Market
EUROBANK EQUITIES INVESTMENT FIRM S.A	16/10/2017
LEON DEPOLAS SECURITIES S.A.	21/05/2018
ELASTRON (CR)	Main Market
LEON DEPOLAS SECURITIES S.A.	20/02/2017
ELLAKTOR (CR)	Main Market
ALPHA FINANCE INVESTMENT SERVICES S.A.	18/03/2019
EUROXX SECURITIES S.A.	24/09/2018
HELLENIC AMERICAN SECURITIES S.A.	14/01/2019
NATIONAL SECURITIES S.A.	02/01/1900
PIRAEUS SECURITIES S. A.	22/10/2018
ELTON SA (CR)	Main Market
BETA SECURITIES S.A.	03/09/2012
LEON DEPOLAS SECURITIES S.A.	01/04/2019
ELVALHALCOR (CR)	Main Market
ALPHA FINANCE INVESTMENT SERVICES S.A.	07/05/2018
EUROBANK EQUITIES INVESTMENT FIRM S.A	07/05/2018
EUROBANK HOLDINGS (CR)	Main Market
ALPHA FINANCE INVESTMENT SERVICES S.A.	09/01/2006
EUROBANK EQUITIES INVESTMENT FIRM S.A	01/06/2012
HELLENIC AMERICAN SECURITIES S.A.	25/07/2014
LEON DEPOLAS SECURITIES S.A.	30/11/2018
MERIT SECURITIES S.A	06/11/2017
NATIONAL SECURITIES S.A.	02/01/1900
PIRAEUS SECURITIES S. A.	28/09/2009
EUROPEAN RELIANCE INSUR. (CR)	Main Market
EUROBANK EQUITIES INVESTMENT FIRM S.A	08/07/2019
PANTELAKIS SECURITIES S.A.	15/07/2019

List of Stocks under Market Making operations

Securities	Stock Category
Market Maker	Start Market Making
EYDAP S.A. (CR)	Main Market
ALPHA FINANCE INVESTMENT SERVICES S.A.	27/01/2020
EUROBANK EQUITIES INVESTMENT FIRM S.A	10/06/2019
FOURLIS (CR)	Main Market
EUROBANK EQUITIES INVESTMENT FIRM S.A	01/12/2016
PIRAEUS SECURITIES S. A.	06/03/2017
GEK TERNA (CR)	Main Market
PIRAEUS SECURITIES S. A.	29/08/2019
GR. SARANTIS S.A. (CR)	Main Market
BETA SECURITIES S.A.	14/05/2012
EUROBANK EQUITIES INVESTMENT FIRM S.A	24/10/2016
HELLENIC EXCHANGES-A.S.E. (CR)	Main Market
HELLENIC AMERICAN SECURITIES S.A.	01/09/2014
NATIONAL SECURITIES S.A.	02/01/1900
PIRAEUS SECURITIES S. A.	04/05/2015
HELLENIC PETROLEUM (CR)	Main Market
HELLENIC AMERICAN SECURITIES S.A.	14/09/2015
PIRAEUS SECURITIES S. A.	20/03/2017
IKTINOS HELLAS SA (CR)	Main Market
ALPHA FINANCE INVESTMENT SERVICES S.A.	01/04/2019
EUROBANK EQUITIES INVESTMENT FIRM S.A	25/02/2019
NATIONAL SECURITIES S.A.	02/01/1900
INTERCONTINENTAL (CR)	Main Market
LEON DEPOLAS SECURITIES S.A.	03/06/2019
INTRACOM HOLDINGS (CR)	Main Market
LEON DEPOLAS SECURITIES S.A.	08/10/2018
INTRALOT (CR)	Main Market
EUROBANK EQUITIES INVESTMENT FIRM S.A	01/06/2012
EUROXX SECURITIES S.A.	12/06/2017
PIRAEUS SECURITIES S. A.	28/09/2009
JUMBO SA (CR)	Main Market
MERIT SECURITIES S.A	06/11/2017
PIRAEUS SECURITIES S. A.	06/03/2017
KARAMOLEGOS SA (CR)	Main Market
EUROXX SECURITIES S.A.	04/10/2019
KLOUKINAS - LAPPAS SA (CR)	Main Market
BETA SECURITIES S.A.	22/09/2014
KRI-KRI S.A. (CR)	Main Market
EUROBANK EQUITIES INVESTMENT FIRM S.A	07/05/2018
LEON DEPOLAS SECURITIES S.A.	16/01/2017
LAMDA DEVELOPMENT SA (CR)	Main Market
EUROBANK EQUITIES INVESTMENT FIRM S.A	08/12/2014
PANTELAKIS SECURITIES S.A.	06/11/2017
PIRAEUS SECURITIES S. A.	29/06/2017
LAMPSA HOTEL SA (CR)	Main Market
LEON DEPOLAS SECURITIES S.A.	16/01/2017
MARFIN INVESTMENT GROUP (CR)	Main Market
PIRAEUS SECURITIES S. A.	02/02/2009
MLS MULTIMEDIA SA (CR)	Main Market
PIRAEUS SECURITIES S. A.	01/08/2019
MOTOR OIL (CR)	Main Market
HELLENIC AMERICAN SECURITIES S.A.	01/09/2014
LEON DEPOLAS SECURITIES S.A.	01/04/2019
MERIT SECURITIES S.A	25/02/2019
NATIONAL SECURITIES S.A.	02/01/1900
PIRAEUS SECURITIES S. A.	04/05/2015
MYTILINEOS (CR)	Main Market
ALPHA FINANCE INVESTMENT SERVICES S.A.	15/04/2019
EUROBANK EQUITIES INVESTMENT FIRM S.A	20/09/2017
MERIT SECURITIES S.A	25/02/2019
NATIONAL SECURITIES S.A.	02/01/1900
PIRAEUS SECURITIES S. A.	04/05/2015

List of Stocks under Market Making operations

Securities	Stock Category
Market Maker	Start Market Making
NATIONAL BANK (CR)	Main Market
ALPHA FINANCE INVESTMENT SERVICES S.A.	09/01/2006
EUROBANK EQUITIES INVESTMENT FIRM S.A	22/10/2006
HELLENIC AMERICAN SECURITIES S.A.	25/07/2014
LEON DEPOLAS SECURITIES S.A.	20/05/2015
MERIT SECURITIES S.A	03/09/2012
NATIONAL SECURITIES S.A.	02/01/1900
PIRAEUS SECURITIES S. A.	08/09/2008
OPAP (CR)	Main Market
ALPHA FINANCE INVESTMENT SERVICES S.A.	09/01/2006
EUROBANK EQUITIES INVESTMENT FIRM S.A	22/10/2006
HELLENIC AMERICAN SECURITIES S.A.	25/07/2014
MERIT SECURITIES S.A	20/03/2017
NATIONAL SECURITIES S.A.	02/01/1900
PIRAEUS SECURITIES S. A.	04/05/2015
OTE (CR)	Main Market
ALPHA FINANCE INVESTMENT SERVICES S.A.	09/01/2006
EUROBANK EQUITIES INVESTMENT FIRM S.A	22/10/2006
HELLENIC AMERICAN SECURITIES S.A.	25/07/2014
LEON DEPOLAS SECURITIES S.A.	20/04/2015
MERIT SECURITIES S.A	20/03/2017
NATIONAL SECURITIES S.A.	02/01/1900
PIRAEUS SECURITIES S. A.	08/09/2008
P.P.A. S.A. (CR)	Main Market
EUROBANK EQUITIES INVESTMENT FIRM S.A	06/02/2019
PAPOUTSANIS (CR)	Main Market
ALPHA FINANCE INVESTMENT SERVICES S.A.	19/11/2018
BETA SECURITIES S.A.	25/11/2013
PETROPOULOS PETROS (CR)	Main Market
EUROBANK EQUITIES INVESTMENT FIRM S.A	01/04/2019
PANTELAKIS SECURITIES S.A.	16/03/2020
PIRAEUS BANK (CR)	Main Market
ALPHA FINANCE INVESTMENT SERVICES S.A.	15/04/2019
EUROBANK EQUITIES INVESTMENT FIRM S.A	22/10/2006
EUROXX SECURITIES S.A.	15/02/2016
HELLENIC AMERICAN SECURITIES S.A.	25/07/2014
LEON DEPOLAS SECURITIES S.A.	30/11/2018
MERIT SECURITIES S.A	16/09/2013
NATIONAL SECURITIES S.A.	02/01/1900
PIRAEUS SECURITIES S. A.	16/02/2009
PLAISIO COMPUTERS SA (CR)	Main Market
EUROBANK EQUITIES INVESTMENT FIRM S.A	02/03/2015
PPC (CR)	Main Market
ALPHA FINANCE INVESTMENT SERVICES S.A.	09/01/2006
EUROBANK EQUITIES INVESTMENT FIRM S.A	22/10/2006
HELLENIC AMERICAN SECURITIES S.A.	01/09/2014
MERIT SECURITIES S.A	06/11/2017
NATIONAL SECURITIES S.A.	02/01/1900
PIRAEUS SECURITIES S. A.	28/09/2009
PROFILE SA (CR)	Main Market
PANTELAKIS SECURITIES S.A.	01/07/2019
QUEST HOLDINGS (CR)	Main Market
BETA SECURITIES S.A.	26/03/2018
EUROBANK EQUITIES INVESTMENT FIRM S.A	28/01/2019
SPIROY AGRICULTURE SA (CR)	Main Market
EUROBANK EQUITIES INVESTMENT FIRM S.A	02/09/2019
TERNA ENERGY (CR)	Main Market
PIRAEUS SECURITIES S. A.	09/12/2019
THRACE PLASTICS SA (CR)	Main Market
ALPHA FINANCE INVESTMENT SERVICES S.A.	26/03/2018
EUROBANK EQUITIES INVESTMENT FIRM S.A	26/03/2018
TITAN CEMENT (CB)	Main Market
EUROBANK EQUITIES INVESTMENT FIRM S.A	06/11/2019
VIOHALCO SA/NV (CB)	Main Market
ALPHA FINANCE INVESTMENT SERVICES S.A.	11/03/2008
EUROBANK EQUITIES INVESTMENT FIRM S.A	04/03/2014
MERIT SECURITIES S.A	17/03/2014

Underlying Asset				Derivatives Market													
Price max	Price min	Closing price	change	Delivery Month	Open price	Price max	Price min	Last price	Closing price	Last Bid	Last Ask	Fixing price*	Life high	Life low	Trades	Volume	Open Interest
FTSE/Athex Large Cap (Trade Unit: 1 Index Point x 2€, Cash Settlement)																	
1,500.11	1,429.39	1,491.57	4.35%	April 2020	1,470.00	1,500.50	1,469.50	1,475.00	1,475.00	---	---	---	2,324.00	---	349	2,367	3,251
				May 2020	1,450.00	1,496.00	1,450.00	1,489.50	1,489.50	---	---	---	1,496.00	---	28	415	174
				June 2020	---	---	---	---	1,435.25	---	---	---	---	---	---	---	---
				September 2020	---	---	---	---	1,442.50	---	---	---	---	---	---	---	---
				December 2020	---	---	---	---	1,449.75	---	---	---	---	---	---	---	---
				March 2021	---	---	---	---	1,457.00	---	---	---	---	---	---	---	---

Derivatives notes

Fixing prices and final open positions can be retrieved from the following path <http://www.helex.gr/el/web/guest/statistics-end-of-day-derivatives>

Underlying Asset				Derivatives Market													
Price max	Price min	Closing price	change	Delivery Month	Open price	Price max	Price min	Last price	Closing price	Last Bid	Last Ask	Fixing price*	Life high	Life low	Trades	Volume	Open Interest
ADMIE (IPTO) HOLDING S.A. (CR)				(Contract Size: 100 Securities, Physical Delivery)													
2.165	2.09	2.11	2.43%	June 2020	2.07	2.17	2.03	2.11	2.11	---	---	---	2.75	---	75	418	2,641
				September 2020	---	---	---	---	2.08	---	---	---	---	---	---	---	---
				December 2020	---	---	---	---	2.09	---	---	---	---	---	---	---	---
				March 2021	---	---	---	---	2.10	---	---	---	---	---	---	---	---
ALPHA BANK (CR)				(Contract Size: 100 Securities, Physical Delivery)													
0.714	0.696	0.702	4.93%	June 2020	0.695	0.715	0.693	0.698	0.698	---	---	---	1.58	---	458	7,542	21,966
				September 2020	---	---	---	---	0.675	---	---	---	---	---	---	---	---
				December 2020	---	---	---	---	0.679	---	---	---	---	---	---	---	---
				March 2021	---	---	---	---	0.682	---	---	---	---	---	---	---	---
ATTICA BANK S.A. (CR)				(Contract Size: 100 Securities, Physical Delivery)													
0.2335	0.221	0.225	3.21%	June 2020	0.234	0.234	0.234	0.234	0.234	---	---	---	0.271	---	1	60	1,335
				September 2020	---	---	---	---	0.220	---	---	---	---	---	---	---	---
				December 2020	---	---	---	---	0.221	---	---	---	---	---	---	---	---
				March 2021	---	---	---	---	0.222	---	---	---	---	---	---	---	---
CC HBC AG (CR)				(Contract Size: 100 Securities, Physical Delivery)													
22.83	21.94	22.8	7.55%	June 2020	21.75	22.72	21.75	22.69	22.69	---	---	---	28.10	---	48	122	273
				September 2020	22.50	22.50	22.50	22.50	22.50	---	---	---	35.15	---	1	1	2
				December 2020	---	---	---	---	21.50	---	---	---	---	---	---	---	---
				March 2021	---	---	---	---	21.61	---	---	---	---	---	---	---	---
CENERGY HOLDINGS (CB)				(Contract Size: 100 Securities, Physical Delivery)													
0.815	0.78	0.798	5.00%	June 2020	0.794	0.814	0.777	0.790	0.790	---	---	---	1.01	---	37	181	2,733
				September 2020	---	---	---	---	0.767	---	---	---	---	---	---	---	---
				December 2020	---	---	---	---	0.771	---	---	---	---	---	---	---	---
				March 2021	---	---	---	---	0.775	---	---	---	---	---	---	---	---
ELLAKTOR (CR)				(Contract Size: 100 Securities, Physical Delivery)													
0.64	0.592	0.63	10.53%	June 2020	0.599	0.637	0.599	0.626	0.626	---	---	---	1.52	---	216	1,637	10,771
				September 2020	---	---	---	---	0.575	---	---	---	---	---	---	---	---
				December 2020	---	---	---	---	0.578	---	---	---	---	---	---	---	---
				March 2021	---	---	---	---	0.581	---	---	---	---	---	---	---	---
EUROBANK HOLDINGS (CR)				(Contract Size: 100 Securities, Physical Delivery)													
0.387	0.371	0.3801	5.58%	June 2020	0.374	0.388	0.374	0.374	0.374	---	---	---	0.820	---	457	7,845	37,591
				September 2020	---	---	---	---	0.363	---	---	---	---	---	---	---	---
				December 2020	---	---	---	---	0.365	---	---	---	---	---	---	---	---
				March 2021	---	---	---	---	0.367	---	---	---	---	---	---	---	---

Derivatives notes

Fixing prices and final open positions can be retrieved from the following path <http://www.helex.gr/el/web/guest/statistics-end-of-day-derivatives>

Underlying Asset				Derivatives Market													
Price max	Price min	Closing price	change	Delivery Month	Open price	Price max	Price min	Last price	Closing price	Last Bid	Last Ask	Fixing price*	Life high	Life low	Trades	Volume	Open Interest
EYDAP S.A. (CR)				(Contract Size: 100 Securities, Physical Delivery)													
6.8	6.62	6.7	1.98%	June 2020	6.63	6.77	6.63	6.63	6.63	---	---	---	6.99	---	7	14	132
				September 2020	---	---	---	---	6.63	---	---	---	---	---	---	---	---
				December 2020	---	---	---	---	6.66	---	---	---	---	---	---	---	---
				March 2021	---	---	---	---	6.70	---	---	---	---	---	---	---	---
FOURLIS (CR)				(Contract Size: 100 Securities, Physical Delivery)													
3.19	2.98	3.085	6.75%	June 2020	3.04	3.19	3.00	3.07	3.07	---	---	---	4.36	---	54	175	116
				September 2020	---	---	---	---	2.92	---	---	---	---	---	---	---	---
				December 2020	---	---	---	---	2.93	---	---	---	---	---	---	---	---
				March 2021	---	---	---	---	2.95	---	---	---	---	---	---	---	---
GEK TERNA (CR)				(Contract Size: 100 Securities, Physical Delivery)													
5.75	5.54	5.55	0.91%	June 2020	5.66	5.72	5.56	5.56	5.56	---	---	---	7.26	---	103	279	2,569
				September 2020	---	---	---	---	5.55	---	---	---	---	---	---	---	---
				December 2020	---	---	---	---	5.58	---	---	---	---	---	---	---	---
				March 2021	---	---	---	---	5.61	---	---	---	---	---	---	---	---
HELLENIC EXCHANGES-A.S.E. (CR)				(Contract Size: 100 Securities, Physical Delivery)													
3.61	3.44	3.5	1.74%	June 2020	3.44	3.59	3.44	3.56	3.56	---	---	---	3.93	---	59	313	1,383
				September 2020	---	---	---	---	3.47	---	---	---	---	---	---	---	---
				December 2020	---	---	---	---	3.49	---	---	---	---	---	---	---	---
				March 2021	---	---	---	---	3.51	---	---	---	---	---	---	---	---
HELLENIC PETROLEUM (CR)				(Contract Size: 100 Securities, Physical Delivery)													
6.14	5.92	5.98	2.93%	June 2020	5.92	6.13	5.92	5.98	5.98	---	---	---	6.80	---	19	68	1,378
				September 2020	---	---	---	---	5.86	---	---	---	---	---	---	---	---
				December 2020	---	---	---	---	5.89	---	---	---	---	---	---	---	---
				March 2021	---	---	---	---	5.92	---	---	---	---	---	---	---	---
INTRACOM HOLDINGS (CR)				(Contract Size: 100 Securities, Physical Delivery)													
0.445	0.416	0.444	6.73%	June 2020	0.428	0.439	0.425	0.439	0.439	---	---	---	0.546	---	12	48	1,679
				September 2020	---	---	---	---	0.420	---	---	---	---	---	---	---	---
				December 2020	---	---	---	---	0.422	---	---	---	---	---	---	---	---
				March 2021	---	---	---	---	0.424	---	---	---	---	---	---	---	---
INTRALOT (CR)				(Contract Size: 100 Securities, Physical Delivery)													
0.1624	0.149	0.16	10.35%	June 2020	0.150	0.157	0.150	0.157	0.157	---	---	---	0.180	---	7	110	1,249
				September 2020	---	---	---	---	0.146	---	---	---	---	---	---	---	---
				December 2020	---	---	---	---	0.147	---	---	---	---	---	---	---	---
				March 2021	---	---	---	---	0.148	---	---	---	---	---	---	---	---

Derivatives notes

Fixing prices and final open positions can be retrieved from the following path <http://www.helex.gr/el/web/guest/statistics-end-of-day-derivatives>

Underlying Asset				Derivatives Market													
Price max	Price min	Closing price	change	Delivery Month	Open price	Price max	Price min	Last price	Closing price	Last Bid	Last Ask	Fixing price*	Life high	Life low	Trades	Volume	Open Interest
JUMBO SA (CR)				(Contract Size: 100 Securities, Physical Delivery)													
15.29	14.89	15.19	2.70%	June 2020	15.18	15.18	14.94	15.00	15.00	---	---	---	16.30	---	4	11	171
				September 2020	---	---	---	---	14.93	---	---	---	---	---	---	---	---
				December 2020	---	---	---	---	15.00	---	---	---	---	---	---	---	---
				March 2021	---	---	---	---	15.08	---	---	---	---	---	---	---	---
LAMDA DEVELOPMENT SA (CR)				(Contract Size: 100 Securities, Physical Delivery)													
6.14	5.92	5.99	2.22%	June 2020	5.97	6.12	5.95	5.97	5.97	---	---	---	7.22	---	53	102	710
				September 2020	---	---	---	---	5.91	---	---	---	---	---	---	---	---
				December 2020	---	---	---	---	5.94	---	---	---	---	---	---	---	---
				March 2021	---	---	---	---	5.97	---	---	---	---	---	---	---	---
MARFIN INVESTMENT GROUP (CR)				(Contract Size: 100 Securities, Physical Delivery)													
0.0638	0.061	0.0629	5.71%	June 2020	0.064	0.064	0.062	0.062	0.062	---	---	---	0.133	---	47	1,381	41,714
				September 2020	---	---	---	---	0.060	---	---	---	---	---	---	---	---
				December 2020	---	---	---	---	0.060	---	---	---	---	---	---	---	---
				March 2021	---	---	---	---	0.061	---	---	---	---	---	---	---	---
MOTOR OIL (CR)				(Contract Size: 100 Securities, Physical Delivery)													
13.76	12.94	13.45	6.16%	June 2020	13.02	13.62	13.02	13.50	13.50	---	---	---	16.33	---	19	52	216
				September 2020	---	---	---	---	12.79	---	---	---	---	---	---	---	---
				December 2020	---	---	---	---	12.85	---	---	---	---	---	---	---	---
				March 2021	---	---	---	---	12.91	---	---	---	---	---	---	---	---
MYTILINEOS (CR)				(Contract Size: 100 Securities, Physical Delivery)													
6.625	6.45	6.57	4.29%	June 2020	6.52	6.61	6.49	6.50	6.50	---	---	---	9.00	---	167	498	3,930
				September 2020	---	---	---	---	6.36	---	---	---	---	---	---	---	---
				December 2020	---	---	---	---	6.39	---	---	---	---	---	---	---	---
				March 2021	---	---	---	---	6.42	---	---	---	---	---	---	---	---
NATIONAL BANK (CR)				(Contract Size: 100 Securities, Physical Delivery)													
1.27	1.1885	1.258	11.33%	June 2020	1.16	1.27	1.16	1.24	1.24	---	---	---	2.48	---	359	4,875	16,462
				September 2020	---	---	---	---	1.14	---	---	---	0.939	---	---	---	3
				December 2020	---	---	---	---	1.15	---	---	---	---	---	---	---	---
				March 2021	---	---	---	---	1.15	---	---	---	---	---	---	---	---
OPAP (CR)				(Contract Size: 100 Securities, Physical Delivery)													
7.25	6.925	7.195	5.81%	June 2020	7.01	7.26	6.95	7.17	7.17	---	---	---	8.99	---	171	707	1,440
				September 2020	---	---	---	---	6.86	---	---	---	6.15	---	---	---	2
				December 2020	---	---	---	---	6.90	---	---	---	---	---	---	---	---
				March 2021	---	---	---	---	6.93	---	---	---	---	---	---	---	---

Derivatives notes

Fixing prices and final open positions can be retrieved from the following path <http://www.helex.gr/el/web/guest/statistics-end-of-day-derivatives>

Underlying Asset				Derivatives Market													
Price max	Price min	Closing price	change	Delivery Month	Open price	Price max	Price min	Last price	Closing price	Last Bid	Last Ask	Fixing price*	Life high	Life low	Trades	Volume	Open Interest
OTE (CR)				(Contract Size: 100 Securities, Physical Delivery)													
12.34	11.86	11.9	-0.42%	June 2020	12.30	12.30	11.86	11.88	11.88	---	---	---	12.80	---	48	172	1,680
				September 2020	---	---	---	---	12.06	---	---	---	11.01	---	---	---	1
				December 2020	---	---	---	---	12.12	---	---	---	---	---	---	---	---
				March 2021	---	---	---	---	12.18	---	---	---	---	---	---	---	---
P.P.A. S.A. (CR)				(Contract Size: 100 Securities, Physical Delivery)													
17.3	16.46	16.94	4.70%	June 2020	16.87	17.02	16.65	17.00	17.00	---	---	---	19.60	---	16	53	135
				September 2020	---	---	---	---	16.33	---	---	---	---	---	---	---	---
				December 2020	---	---	---	---	16.41	---	---	---	---	---	---	---	---
				March 2021	---	---	---	---	16.49	---	---	---	---	---	---	---	---
PIRAEUS BANK (CR)				(Contract Size: 100 Securities, Physical Delivery)													
1.345	1.3	1.314	5.50%	June 2020	1.31	1.34	1.29	1.29	1.29	---	---	---	2.14	---	175	2,147	9,383
				September 2020	---	---	---	---	1.26	---	---	---	---	---	---	---	---
				December 2020	---	---	---	---	1.26	---	---	---	---	---	---	---	---
				March 2021	---	---	---	---	1.27	---	---	---	---	---	---	---	---
PPC (CR)				(Contract Size: 100 Securities, Physical Delivery)													
2.586	2.5	2.53	4.72%	June 2020	2.49	2.58	2.49	2.52	2.52	---	---	---	3.85	---	164	1,008	5,489
				September 2020	---	---	---	---	2.44	---	---	---	---	---	---	---	---
				December 2020	---	---	---	---	2.45	---	---	---	---	---	---	---	---
				March 2021	---	---	---	---	2.46	---	---	---	---	---	---	---	---
TERNA ENERGY (CR)				(Contract Size: 102 Securities, Physical Delivery)													
7.79	7.55	7.71	2.94%	June 2020	7.65	7.81	7.65	7.74	7.74	---	---	---	7.81	---	17	78	3,092
				September 2020	---	---	---	---	7.56	---	---	---	---	---	---	---	---
				December 2020	---	---	---	---	7.60	---	---	---	---	---	---	---	---
				March 2021	---	---	---	---	7.63	---	---	---	---	---	---	---	---
TITAN CEMENT (CB)				(Contract Size: 100 Securities, Physical Delivery)													
11.5	11.08	11.2	0.18%	June 2020	11.48	11.53	11.20	11.20	11.20	---	---	---	16.40	---	26	49	252
				September 2020	---	---	---	---	11.28	---	---	---	---	---	---	---	---
				December 2020	---	---	---	---	11.34	---	---	---	---	---	---	---	---
				March 2021	---	---	---	---	11.40	---	---	---	---	---	---	---	---
VIOHALCO SA/NV (CB)				(Contract Size: 100 Securities, Physical Delivery)													
1.84	1.722	1.8	7.78%	June 2020	1.72	1.83	1.72	1.81	1.81	---	---	---	2.32	---	67	224	2,373
				September 2020	---	---	---	---	1.69	---	---	---	---	---	---	---	---
				December 2020	---	---	---	---	1.69	---	---	---	---	---	---	---	---
				March 2021	---	---	---	---	1.70	---	---	---	---	---	---	---	---

Derivatives notes

Fixing prices and final open positions can be retrieved from the following path <http://www.helex.gr/el/web/guest/statistics-end-of-day-derivatives>

FTSE/Athex Large Cap

(Trade Unit: 1 Index Point x 2€ - Exercise Style: European, Cash Settlement)

Call Options														Put Options																			
Exercise Price	April 2020							April 2020							Other Months		April 2020							April 2020							Other Months		Exercise Price
	Open price	Price max	Price min	Last price	Closing price	Volume	Open Interest	Open price	Price max	Price min	Last price	Closing price	Volume	Open Interest	Volume	Open Interest	Open price	Price max	Price min	Last price	Closing price	Volume	Open Interest	Open price	Price max	Price min	Last price	Closing price	Volume	Open Interest	Volume	Open Interest	
1,050	0.00	0.00	0.00	-	365.00	-	-	-	-	-	-	-	-	-	-	0.00	0.00	0.00	-	0.02	-	-	-	-	-	-	-	-	-	-	-	1,050	
1,075	0.00	0.00	0.00	-	340.00	-	-	0.00	0.00	0.00	-	340.00	-	-	-	0.00	0.00	0.00	-	0.04	-	-	0.00	0.00	0.00	-	0.04	-	-	-	1,075		
1,100	0.00	0.00	0.00	-	315.00	-	-	0.00	0.00	0.00	-	315.00	-	-	-	0.00	0.00	0.00	-	0.10	-	-	0.00	0.00	0.00	-	0.10	-	-	-	1,100		
1,125	0.00	0.00	0.00	-	290.00	-	-	0.00	0.00	0.00	-	290.00	-	-	-	0.00	0.00	0.00	-	0.22	-	-	0.00	0.00	0.00	-	0.22	-	-	-	1,125		
1,150	0.00	0.00	0.00	-	265.00	-	-	0.00	0.00	0.00	-	265.00	-	-	-	0.00	0.00	0.00	-	0.46	-	-	0.00	0.00	0.00	-	0.46	-	-	-	1,150		
1,175	0.00	0.00	0.00	-	241.00	-	-	0.00	0.00	0.00	-	241.00	-	-	-	0.00	0.00	0.00	-	0.90	-	-	0.00	0.00	0.00	-	0.90	-	-	-	1,175		
1,200	0.00	0.00	0.00	-	217.00	-	-	0.00	0.00	0.00	-	217.00	-	-	-	0.00	0.00	0.00	-	1.70	-	-	0.00	0.00	0.00	-	1.70	-	-	-	1,200		
1,225	0.00	0.00	0.00	-	193.00	-	-	-	-	-	-	-	-	-	-	0.00	0.00	0.00	-	2.90	-	-	-	-	-	-	-	-	-	-	1,225		
1,250	0.00	0.00	0.00	-	170.00	-	-	-	-	-	-	-	-	-	-	0.00	0.00	0.00	-	4.80	-	-	-	-	-	-	-	-	-	-	1,250		
1,275	0.00	0.00	0.00	-	148.00	-	40	-	-	-	-	-	-	-	-	0.00	0.00	0.00	-	7.70	-	20	-	-	-	-	-	-	-	-	1,275		
1,300	0.00	0.00	0.00	-	127.00	-	-	-	-	-	-	-	-	-	-	0.00	0.00	0.00	-	11.75	-	44	-	-	-	-	-	-	-	-	1,300		
1,325	157.00	160.00	157.00	160.00	160.00	2	3	-	-	-	-	-	-	-	-	0.00	160.00	0.00	-	17.25	-	11	-	-	-	-	-	-	-	-	-	1,325	
1,350	137.00	152.00	137.00	152.00	152.00	3	20	-	-	-	-	-	-	-	-	0.00	152.00	0.00	-	24.25	-	40	-	-	-	-	-	-	-	-	-	1,350	
1,375	0.00	0.00	0.00	-	73.00	-	2	-	-	-	-	-	-	-	-	0.00	0.00	0.00	-	33.25	-	20	-	-	-	-	-	-	-	-	-	1,375	
1,400	95.00	95.00	95.00	95.00	95.00	1	60	-	-	-	-	-	-	-	-	0.00	95.00	0.00	-	44.00	-	20	-	-	-	-	-	-	-	-	-	1,400	
1,425	76.50	76.50	76.50	76.50	76.50	1	40	-	-	-	-	-	-	-	-	0.00	76.50	0.00	-	57.00	-	-	-	-	-	-	-	-	-	-	-	1,425	
1,450	0.00	0.00	0.00	-	36.50	-	1	-	-	-	-	-	-	-	-	0.00	0.00	0.00	-	71.50	-	-	-	-	-	-	-	-	-	-	-	1,450	
1,475	0.00	0.00	0.00	-	28.00	-	1	-	-	-	-	-	-	-	-	0.00	0.00	0.00	-	88.00	-	-	-	-	-	-	-	-	-	-	-	1,475	
1,500	37.50	38.00	37.00	38.00	38.00	42	1	-	-	-	-	-	-	-	-	0.00	38.00	0.00	-	106.00	-	-	-	-	-	-	-	-	-	-	-	1,500	
1,525	37.00	37.50	27.50	27.50	27.50	6	21	-	-	-	-	-	-	-	-	0.00	37.50	0.00	-	125.00	-	-	-	-	-	-	-	-	-	-	-	1,525	
1,550	0.00	0.00	0.00	-	11.25	-	2	-	-	-	-	-	-	-	-	0.00	0.00	0.00	-	146.00	-	-	-	-	-	-	-	-	-	-	-	1,550	
1,575	0.00	0.00	0.00	-	8.00	-	-	-	-	-	-	-	-	-	-	0.00	0.00	0.00	-	168.00	-	20	-	-	-	-	-	-	-	-	-	1,575	
1,600	0.00	0.00	0.00	-	5.60	-	-	-	-	-	-	-	-	-	-	0.00	0.00	0.00	-	191.00	-	20	-	-	-	-	-	-	-	-	-	1,600	
1,625	0.00	0.00	0.00	-	3.90	-	3	-	-	-	-	-	-	-	-	0.00	0.00	0.00	-	214.00	-	1	-	-	-	-	-	-	-	-	-	1,625	
1,650	0.00	0.00	0.00	-	2.60	-	7	-	-	-	-	-	-	-	-	0.00	0.00	0.00	-	238.00	-	20	-	-	-	-	-	-	-	-	-	1,650	
1,675	0.00	0.00	0.00	-	1.80	-	1	-	-	-	-	-	-	-	-	0.00	0.00	0.00	-	262.00	-	-	-	-	-	-	-	-	-	-	-	1,675	
1,700	0.00	0.00	0.00	-	1.20	-	1	-	-	-	-	-	-	-	-	0.00	0.00	0.00	-	286.00	-	-	-	-	-	-	-	-	-	-	-	1,700	
1,725	0.00	0.00	0.00	-	0.75	-	-	-	-	-	-	-	-	-	-	0.00	0.00	0.00	-	311.00	-	-	-	-	-	-	-	-	-	-	-	1,725	
1,750	0.00	0.00	0.00	-	0.48	-	1	-	-	-	-	-	-	-	-	0.00	0.00	0.00	-	335.00	-	20	-	-	-	-	-	-	-	-	-	1,750	
1,775	0.00	0.00	0.00	-	0.30	-	-	-	-	-	-	-	-	-	-	0.00	0.00	0.00	-	360.00	-	-	-	-	-	-	-	-	-	-	-	1,775	
1,800	0.00	0.00	0.00	-	0.19	-	10	-	-	-	-	-	-	-	-	0.00	0.00	0.00	-	385.00	-	-	-	-	-	-	-	-	-	-	-	1,800	
1,825	0.00	0.00	0.00	-	0.11	-	-	-	-	-	-	-	-	-	-	0.00	0.00	0.00	-	410.00	-	40	-	-	-	-	-	-	-	-	-	1,825	
1,850	0.00	0.00	0.00	-	0.07	-	60	-	-	-	-	-	-	-	-	0.00	0.00	0.00	-	435.00	-	-	-	-	-	-	-	-	-	-	-	1,850	
1,875	0.00	0.00	0.00	-	0.04	-	20	-	-	-	-	-	-	-	-	0.00	0.00	0.00	-	460.00	-	-	-	-	-	-	-	-	-	-	-	1,875	
1,900	0.00	0.00	0.00	-	0.02	-	40	-	-	-	-	-	-	-	-	0.00	0.00	0.00	-	485.00	-	41	-	-	-	-	-	-	-	-	-	1,900	
1,925	0.00	0.00	0.00	-	0.01	-	40	-	-	-	-	-	-	-	-	0.00	0.00	0.00	-	510.00	-	-	-	-	-	-	-	-	-	-	-	1,925	

FTSE/Athex Large Cap

(Trade Unit: 1 Index Point x 2€ - Exercise Style: European, Cash Settlement)

Call Options														Put Options																			
Exercise Price	April 2020							April 2020							Other Months		April 2020							April 2020							Other Months		Exercise Price
	Open price	Price max	Price min	Last price	Closing price	Volume	Open Interest	Open price	Price max	Price min	Last price	Closing price	Volume	Open Interest	Volume	Open Interest	Open price	Price max	Price min	Last price	Closing price	Volume	Open Interest	Open price	Price max	Price min	Last price	Closing price	Volume	Open Interest	Volume	Open Interest	
1,950	0.00	0.00	0.00	-	0.01	-	40	-	-	-	-	-	-	-	-	0.00	0.00	0.00	-	535.00	-	40	-	-	-	-	-	-	-	-	-	1,950	
1,975	0.00	0.00	0.00	-	0.01	-	60	-	-	-	-	-	-	-	-	0.00	0.00	0.00	-	560.00	-	60	-	-	-	-	-	-	-	-	-	1,975	
2,000	0.00	0.00	0.00	-	0.01	-	80	-	-	-	-	-	-	-	-	0.00	0.00	0.00	-	585.00	-	20	-	-	-	-	-	-	-	-	-	2,000	
2,050	0.00	0.00	0.00	-	0.01	-	61	-	-	-	-	-	-	-	-	0.00	0.00	0.00	-	635.00	-	-	-	-	-	-	-	-	-	-	-	2,050	
2,100	0.00	0.00	0.00	-	0.01	-	40	-	-	-	-	-	-	-	-	0.00	0.00	0.00	-	685.00	-	21	-	-	-	-	-	-	-	-	-	2,100	
2,150	0.00	0.00	0.00	-	0.01	-	-	-	-	-	-	-	-	-	-	0.00	0.00	0.00	-	735.00	-	20	-	-	-	-	-	-	-	-	-	2,150	
2,200	0.00	0.00	0.00	-	0.01	-	-	-	-	-	-	-	-	-	-	0.00	0.00	0.00	-	785.00	-	20	-	-	-	-	-	-	-	-	-	2,200	
2,250	0.00	0.00	0.00	-	0.01	-	-	-	-	-	-	-	-	-	-	0.00	0.00	0.00	-	835.00	-	-	-	-	-	-	-	-	-	-	-	2,250	
2,300	0.00	0.00	0.00	-	0.01	-	-	-	-	-	-	-	-	-	-	0.00	0.00	0.00	-	885.00	-	-	-	-	-	-	-	-	-	-	-	2,300	
2,350	0.00	0.00	0.00	-	0.01	-	-	-	-	-	-	-	-	-	-	0.00	0.00	0.00	-	934.00	-	-	-	-	-	-	-	-	-	-	-	2,350	
2,400	0.00	0.00	0.00	-	0.01	-	-	-	-	-	-	-	-	-	-	0.00	0.00	0.00	-	984.00	-	-	-	-	-	-	-	-	-	-	-	2,400	
2,450	0.00	0.00	0.00	-	0.06	-	-	-	-	-	-	-	-	-	-	0.00	0.00	0.00	-	1,034.00	-	-	-	-	-	-	-	-	-	-	-	2,450	
2,500	0.00	0.00	0.00	-	0.04	-	-	-	-	-	-	-	-	-	-	0.00	0.00	0.00	-	1,084.00	-	-	-	-	-	-	-	-	-	-	-	2,500	
2,550	0.00	0.00	0.00	-	0.03	-	-	-	-	-	-	-	-	-	-	0.00	0.00	0.00	-	1,134.00	-	-	-	-	-	-	-	-	-	-	-	2,550	
2,600	0.00	0.00	0.00	-	0.02	-	-	-	-	-	-	-	-	-	-	0.00	0.00	0.00	-	1,184.00	-	-	-	-	-	-	-	-	-	-	-	2,600	
Totals:						55	655						0	0	3	423						0	498						0	0	40	263	
Number of Trades:						13							0		3							0						0		2			

ALPHA BANK (CR)

(Contract Size: 100 Securities, Exercise Style: American, Physical Delivery)

Call Options														Put Options																		
Exercise Price	April 2020						April 2020						Other Months		April 2020						April 2020						Other Months		Exercise Price			
	Open price	Price max	Price min	Last price	Closing price	Volume	Open Interest	Open price	Price max	Price min	Last price	Closing price	Volume	Open Interest	Volume	Open Interest	Open price	Price max	Price min	Last price	Closing price	Volume	Open Interest	Open price	Price max	Price min	Last price	Closing price		Volume	Open Interest	Volume
0.300	0.000	0.000	0.000		0.369	-	-						-	-			0.000	0.000	0.000		0.001	-	-					-	-			0.003
0.350	0.000	0.000	0.000		0.319	-	-						-	-			0.000	0.000	0.000		0.001	-	-					-	-			0.004
0.400	0.000	0.000	0.000		0.269	-	-						-	-			0.000	0.000	0.000		0.002	-	-					-	-			0.004
0.450	0.000	0.000	0.000		0.220	-	-						-	-			0.000	0.000	0.000		0.002	-	-					-	-			0.005
0.500	0.000	0.000	0.000		0.171	-	-	0.000	0.000	0.000		0.171	-	-			0.000	0.000	0.000		0.002	-	-	0.000	0.000	0.000		0.002	-	-		0.005
0.550	0.000	0.000	0.000		0.127	-	-	0.000	0.000	0.000		0.127	-	-			0.000	0.000	0.000		0.007	-	-	0.000	0.000	0.000		0.007	-	-		0.006
0.600	0.000	0.000	0.000		0.088	-	-						-	-			0.000	0.000	0.000		0.019	-	-					-	-			0.006
0.650	0.000	0.000	0.000		0.058	-	-						-	-			0.000	0.000	0.000		0.038	-	-					-	-			0.007
0.700	0.000	0.000	0.000		0.035	-	-						-	-			0.000	0.000	0.000		0.066	-	-					-	-			0.007
0.750	0.000	0.000	0.000		0.020	-	-						-	-			0.000	0.000	0.000		0.101	-	-					-	-			0.008
0.800	0.000	0.000	0.000		0.011	-	-						-	-			0.000	0.000	0.000		0.142	-	-					-	-			0.008
0.850	0.000	0.000	0.000		0.006	-	-						-	-			0.000	0.000	0.000		0.186	-	-					-	-			0.009
0.900	0.000	0.000	0.000		0.003	-	-						-	-			0.000	0.000	0.000		0.233	-	-					-	-			0.009
0.950	0.000	0.000	0.000		0.001	-	-						-	-			0.000	0.000	0.000		0.282	-	-					-	-			0.010
1.000	0.000	0.000	0.000		0.001	-	30						-	-			0.000	0.000	0.000		0.331	-	-					-	-			0.010
1.100	0.000	0.000	0.000		0.001	-	-						-	-			0.000	0.000	0.000		0.431	-	-					-	-			0.011
1.200	0.000	0.000	0.000		0.001	-	-						-	-			0.000	0.000	0.000		0.531	-	-					-	-			0.012
1.300	0.000	0.000	0.000		0.002	-	-						-	-			0.000	0.000	0.000		0.631	-	-					-	-			0.013
1.400	0.000	0.000	0.000		0.001	-	-						-	-			0.000	0.000	0.000		0.731	-	-					-	-			0.014
1.500	0.000	0.000	0.000		0.001	-	-						-	-			0.000	0.000	0.000		0.831	-	-					-	-			0.015
1.600	0.000	0.000	0.000		0.003	-	-						-	-			0.000	0.000	0.000		0.931	-	-					-	-			0.016
1.700	0.000	0.000	0.000		0.001	-	-						-	-			0.000	0.000	0.000		1.03	-	-					-	-			0.017
1.800	0.000	0.000	0.000		0.001	-	10						-	-			0.000	0.000	0.000		1.13	-	-					-	-			0.018
1.900	0.000	0.000	0.000		0.001	-	-						-	-			0.000	0.000	0.000		1.23	-	-					-	-			0.019
2.000	0.000	0.000	0.000		0.001	-	-						-	-			0.000	0.000	0.000		1.33	-	-					-	-			0.020
2.200	0.000	0.000	0.000		0.003	-	-						-	-			0.000	0.000	0.000		1.53	-	-					-	-			0.022
2.400	0.000	0.000	0.000		0.001	-	-						-	-			0.000	0.000	0.000		1.73	-	-					-	-			0.024
2.600	0.000	0.000	0.000		0.001	-	-						-	-			0.000	0.000	0.000		1.93	-	-					-	-			0.026
2.800	0.000	0.000	0.000		0.001	-	-						-	-			0.000	0.000	0.000		2.13	-	-					-	-			0.028
Totals:						0	40						0	0	110	0												0	0	0	0	
Number of Trades:						0							0		3													0		0		

NATIONAL BANK (CR)

(Contract Size: 100 Securities, Exercise Style: American, Physical Delivery)

Call Options														Put Options																		
Exercise Price	April 2020						April 2020						Other Months		April 2020						April 2020						Other Months		Exercise Price			
	Open price	Price max	Price min	Last price	Closing price	Volume	Open Interest	Open price	Price max	Price min	Last price	Closing price	Volume	Open Interest	Volume	Open Interest	Open price	Price max	Price min	Last price	Closing price	Volume	Open Interest	Open price	Price max	Price min	Last price	Closing price		Volume	Open Interest	Volume
0.600	0.000	0.000	0.000		0.530	-	-										0.000	0.000	0.000		0.001	-	-									0.006
0.650	0.000	0.000	0.000		0.480	-	-										0.000	0.000	0.000		0.001	-	-									0.007
0.700	0.000	0.000	0.000		0.430	-	-	0.000	0.000	0.000		0.430	-	-			0.000	0.000	0.000		0.003	-	-	0.000	0.000	0.000		0.003	-	-		0.007
0.750	0.000	0.000	0.000		0.380	-	-	0.000	0.000	0.000		0.380	-	-			0.000	0.000	0.000		0.001	-	-	0.000	0.000	0.000		0.001	-	-		0.008
0.800	0.000	0.000	0.000		0.331	-	-										0.000	0.000	0.000		0.002	-	-									0.008
0.850	0.000	0.000	0.000		0.281	-	-										0.000	0.000	0.000		0.001	-	-									0.009
0.900	0.000	0.000	0.000		0.233	-	-										0.000	0.000	0.000		0.003	-	-									0.009
0.950	0.000	0.000	0.000		0.187	-	-										0.000	0.000	0.000		0.007	-	-									0.010
1.000	0.000	0.000	0.000		0.145	-	-										0.000	0.000	0.000		0.014	-	-									0.010
1.100	0.000	0.000	0.000		0.077	-	-										0.000	0.000	0.000		0.047	-	-									0.011
1.200	0.000	0.000	0.000		0.035	-	-										0.000	0.000	0.000		0.104	-	-									0.012
1.300	0.000	0.000	0.000		0.013	-	-										0.000	0.000	0.000		0.183	-	-									0.013
1.400	0.000	0.000	0.000		0.004	-	-										0.000	0.000	0.000		0.274	-	-									0.014
1.500	0.000	0.000	0.000		0.001	-	-										0.000	0.000	0.000		0.371	-	-									0.015
1.600	0.000	0.000	0.000		0.003	-	-										0.000	0.000	0.000		0.470	-	-									0.016
1.700	0.000	0.000	0.000		0.001	-	-										0.000	0.000	0.000		0.570	-	-									0.017
1.800	0.000	0.000	0.000		0.007	-	-										0.000	0.000	0.000		0.670	-	-									0.018
1.900	0.000	0.000	0.000		0.001	-	1										0.000	0.000	0.000		0.770	-	-									0.019
2.000	0.000	0.000	0.000		0.001	-	-										0.000	0.000	0.000		0.870	-	-									0.020
2.200	0.000	0.000	0.000		0.001	-	-										0.000	0.000	0.000		1.07	-	-									0.022
2.400	0.000	0.000	0.000		0.001	-	1										0.000	0.000	0.000		1.27	-	-									0.024
2.600	0.000	0.000	0.000		0.001	-	50										0.000	0.000	0.000		1.47	-	-									0.026
2.800	0.000	0.000	0.000		0.001	-	10										0.000	0.000	0.000		1.67	-	-									0.028
3.000	0.000	0.000	0.000		0.001	-	-										0.000	0.000	0.000		1.87	-	-									0.030
3.200	0.000	0.000	0.000		0.001	-	-										0.000	0.000	0.000		2.07	-	-									0.032
3.400	0.000	0.000	0.000		0.001	-	-										0.000	0.000	0.000		2.27	-	-									0.034
3.600	0.000	0.000	0.000		0.001	-	-										0.000	0.000	0.000		2.47	-	-									0.036
3.800	0.000	0.000	0.000		0.001	-	-										0.000	0.000	0.000		2.67	-	-									0.038
4.000	0.000	0.000	0.000		0.001	-	-										0.000	0.000	0.000		2.87	-	-									0.040
4.400						-	-															-	-									0.044
Totals:						0	62						0	0	110	14					0	0						0	0	0	279	
Number of Trades:						0							0		3						0.00						0		0			

OPAP (CR)

(Contract Size: 100 Securities, Exercise Style: American, Physical Delivery)

Call Options														Put Options																		
April 2020							April 2020							Other Months		April 2020							April 2020							Other Months		Exercise Price
Open price	Price max	Price min	Last price	Closing price	Volume	Open Interest	Open price	Price max	Price min	Last price	Closing price	Volume	Open Interest	Volume	Open Interest	Open price	Price max	Price min	Last price	Closing price	Volume	Open Interest	Open price	Price max	Price min	Last price	Closing price	Volume	Open Interest	Volume	Open Interest	
4.000	0.000	0.000	0.000	2.80	-	-	0.000	0.000	0.000	2.80	-	-				0.000	0.000	0.000	0.001	-	-	0.000	0.000	0.000	0.001	-	-				0.040	
4.400	0.000	0.000	0.000	2.40	-	-	0.000	0.000	0.000	2.40	-	-				0.000	0.000	0.000	0.001	-	-	0.000	0.000	0.000	0.001	-	-				0.044	
4.800	0.000	0.000	0.000	2.00	-	-	0.000	0.000	0.000	2.00	-	-				0.000	0.000	0.000	0.001	-	-	0.000	0.000	0.000	0.001	-	-				0.048	
5.200	0.000	0.000	0.000	1.60	-	-	0.000	0.000	0.000	1.60	-	-				0.000	0.000	0.000	0.003	-	-	0.000	0.000	0.000	0.003	-	-				0.052	
5.600	0.000	0.000	0.000	1.21	-	-					-	-				0.000	0.000	0.000	0.004	-	-					-	-				0.056	
6.000	0.000	0.000	0.000	0.830	-	-					-	-				0.000	0.000	0.000	0.027	-	-					-	-				0.060	
6.400	0.000	0.000	0.000	0.503	-	-					-	-				0.000	0.000	0.000	0.099	-	-					-	-				0.064	
6.800	0.000	0.000	0.000	0.259	-	-					-	-				0.000	0.000	0.000	0.256	-	-					-	-				0.068	
7.200	0.000	0.000	0.000	0.113	-	1					-	-				0.000	0.000	0.000	0.510	-	5					-	-				0.072	
7.600	0.000	0.000	0.000	0.041	-	-					-	-				0.000	0.000	0.000	0.838	-	-					-	-				0.076	
8.000	0.000	0.000	0.000	0.012	-	5					-	-				0.000	0.000	0.000	1.21	-	-					-	-				0.080	
8.400	0.000	0.000	0.000	0.003	-	-					-	-				0.000	0.000	0.000	1.60	-	-					-	-				0.084	
8.800	0.000	0.000	0.000	0.001	-	-					-	-				0.000	0.000	0.000	2.00	-	5					-	-				0.088	
9.200	0.000	0.000	0.000	0.001	-	10					-	-				0.000	0.000	0.000	2.40	-	20					-	-				0.092	
9.600	0.000	0.000	0.000	0.001	-	5					-	-				0.000	0.000	0.000	2.80	-	25					-	-				0.096	
10.000	0.000	0.000	0.000	0.001	-	5					-	-				0.000	0.000	0.000	3.20	-	18					-	-				0.100	
11.000	0.000	0.000	0.000	0.001	-	89					-	-				0.000	0.000	0.000	4.20	-	-					-	-				0.110	
12.000	0.000	0.000	0.000	0.001	-	22					-	-				0.000	0.000	0.000	5.20	-	-					-	-				0.120	
13.000	0.000	0.000	0.000	0.001	-	-					-	-				0.000	0.000	0.000	6.20	-	-					-	-				0.130	
14.000	0.000	0.000	0.000	0.001	-	-					-	-				0.000	0.000	0.000	7.20	-	-					-	-				0.140	
15.000	0.000	0.000	0.000	0.003	-	-					-	-				0.000	0.000	0.000	8.20	-	-					-	-				0.150	
16.000	0.000	0.000	0.000	0.001	-	-					-	-				0.000	0.000	0.000	9.20	-	-					-	-				0.160	
17.000	0.000	0.000	0.000	0.001	-	-					-	-				0.000	0.000	0.000	10.20	-	-					-	-				0.170	
Totals:					0	137						0	0	26	55							0	73					0	0	10	40	
Number of Trades:					0							0		4								0.00						0		2		

OTE (CR)

(Contract Size: 100 Securities, Exercise Style: American, Physical Delivery)

Call Options														Put Options																			
April 2020							April 2020							Other Months		April 2020							April 2020							Other Months		Exercise Price	
Open price	Price max	Price min	Last price	Closing price	Volume	Open Interest	Open price	Price max	Price min	Last price	Closing price	Volume	Open Interest	Volume	Open Interest	Open price	Price max	Price min	Last price	Closing price	Volume	Open Interest	Open price	Price max	Price min	Last price	Closing price	Volume	Open Interest	Volume	Open Interest		
7.200	0.000	0.000	0.000	4.75	-	-	0.000	0.000	0.000	4.75	-	-				0.000	0.000	0.000	0.004	-	-				0.000	0.000	0.000	0.004	-	-			0.072
7.600	0.000	0.000	0.000	4.35	-	-	0.000	0.000	0.000	4.35	-	-				0.000	0.000	0.000	0.002	-	-				0.000	0.000	0.000	0.002	-	-			0.076
8.000	0.000	0.000	0.000	3.95	-	-										0.000	0.000	0.000	0.001	-	-											0.080	
8.400	0.000	0.000	0.000	3.55	-	-										0.000	0.000	0.000	0.004	-	-											0.084	
8.800	0.000	0.000	0.000	3.15	-	-										0.000	0.000	0.000	0.001	-	-											0.088	
9.200	0.000	0.000	0.000	2.76	-	-										0.000	0.000	0.000	0.006	-	-											0.092	
9.600	0.000	0.000	0.000	2.36	-	-										0.000	0.000	0.000	0.001	-	5											0.096	
10.000	0.000	0.000	0.000	1.96	-	-										0.000	0.000	0.000	0.003	-	5											0.100	
11.000	0.000	0.000	0.000	1.03	-	-										0.000	0.000	0.000	0.070	-	10											0.110	
12.000	0.000	0.000	0.000	0.359	-	25										0.000	0.000	0.000	0.403	-	10											0.120	
13.000	0.000	0.000	0.000	0.075	-	25										0.000	0.000	0.000	1.12	-	22											0.130	
14.000	0.000	0.000	0.000	0.009	-	21										0.000	0.000	0.000	2.05	-	-											0.140	
15.000	0.000	0.000	0.000	0.001	-	-										0.000	0.000	0.000	3.05	-	-											0.150	
16.000	0.000	0.000	0.000	0.001	-	-										0.000	0.000	0.000	4.05	-	-											0.160	
17.000	0.000	0.000	0.000	0.001	-	-										0.000	0.000	0.000	5.05	-	-											0.170	
18.000	0.000	0.000	0.000	0.001	-	-										0.000	0.000	0.000	6.05	-	-											0.180	
19.000	0.000	0.000	0.000	0.001	-	-										0.000	0.000	0.000	7.05	-	-											0.190	
Totals:					0	71							0	0	5	10					0	52							0	0	0	27	
Number of Trades:					0								0		1						0.00							0		0			

PIRAEUS BANK (CR)

(Contract Size: 100 Securities, Exercise Style: American, Physical Delivery)

Call Options														Put Options																			
April 2020							April 2020							Other Months		April 2020							April 2020							Other Months			
Exercise Price	Open price	Price max	Price min	Last price	Closing price	Volume	Open Interest	Open price	Price max	Price min	Last price	Closing price	Volume	Open Interest	Volume	Open Interest	Open price	Price max	Price min	Last price	Closing price	Volume	Open Interest	Open price	Price max	Price min	Last price	Closing price	Volume	Open Interest	Volume	Open Interest	Exercise Price
0.700	0.000	0.000	0.000		0.550	-	-										0.000	0.000	0.000		0.001	-	-										0.007
0.750	0.000	0.000	0.000		0.500	-	-	0.000	0.000	0.000		0.500	-	-			0.000	0.000	0.000		0.001	-	-	0.000	0.000	0.000		0.001	-	-			0.008
0.800	0.000	0.000	0.000		0.450	-	-										0.000	0.000	0.000		0.001	-	-										0.008
0.850	0.000	0.000	0.000		0.401	-	-										0.000	0.000	0.000		0.001	-	-										0.009
0.900	0.000	0.000	0.000		0.351	-	-										0.000	0.000	0.000		0.004	-	-										0.009
0.950	0.000	0.000	0.000		0.302	-	-										0.000	0.000	0.000		0.001	-	-										0.010
1.000	0.000	0.000	0.000		0.254	-	5										0.000	0.000	0.000		0.003	-	120										0.010
1.100	0.000	0.000	0.000		0.165	-	-										0.000	0.000	0.000		0.015	-	-										0.011
1.200	0.000	0.000	0.000		0.094	-	-										0.000	0.000	0.000		0.044	-	60										0.012
1.300	0.000	0.000	0.000		0.047	-	-										0.000	0.000	0.000		0.096	-	-										0.013
1.400	0.000	0.000	0.000		0.020	-	-										0.000	0.000	0.000		0.169	-	100										0.014
1.500	0.000	0.000	0.000		0.008	-	-										0.000	0.000	0.000		0.257	-	-										0.015
1.600	0.000	0.000	0.000		0.003	-	-										0.000	0.000	0.000		0.352	-	-										0.016
1.700	0.000	0.000	0.000		0.001	-	-										0.000	0.000	0.000		0.450	-	5										0.017
1.800	0.000	0.000	0.000		0.002	-	-										0.000	0.000	0.000		0.550	-	-										0.018
1.900	0.000	0.000	0.000		0.001	-	-										0.000	0.000	0.000		0.650	-	-										0.019
2.000	0.000	0.000	0.000		0.001	-	-										0.660	0.660	0.660	0.660	0.660	30	30										0.020
2.200	0.000	0.000	0.000		0.001	-	-										0.000	0.000	0.000		0.950	-	-										0.022
2.400	0.000	0.000	0.000		0.003	-	-										0.000	0.000	0.000		1.15	-	-										0.024
2.600	0.000	0.000	0.000		0.001	-	-										0.000	0.000	0.000		1.35	-	-										0.026
2.800	0.000	0.000	0.000		0.002	-	-										0.000	0.000	0.000		1.55	-	-										0.028
3.000	0.000	0.000	0.000		0.001	-	-										0.000	0.000	0.000		1.75	-	-										0.030
3.200	0.000	0.000	0.000		0.010	-	-										0.000	0.000	0.000		1.95	-	-										0.032
3.400	0.000	0.000	0.000		0.004	-	-										0.000	0.000	0.000		2.15	-	-										0.034
3.600	0.000	0.000	0.000		0.002	-	-										0.000	0.000	0.000		2.35	-	-										0.036
3.800	0.000	0.000	0.000		0.001	-	-										0.000	0.000	0.000		2.55	-	-										0.038
4.000	0.000	0.000	0.000		0.001	-	-										0.000	0.000	0.000		2.75	-	-										0.040
4.400	0.000	0.000	0.000		0.001	-	-										0.000	0.000	0.000		3.15	-	-										0.044
4.800	0.000	0.000	0.000		0.001	-	-										0.000	0.000	0.000		3.55	-	-										0.048
Totals:						0	5						0	0	110	50						0	315					0	0	0	0		
Number of Trades:						0							0		3							1.00						0		0			

PPC (CR)

(Contract Size: 100 Securities, Exercise Style: American, Physical Delivery)

Call Options														Put Options																				
Exercise Price	April 2020							April 2020							Other Months		April 2020							April 2020							Other Months		Exercise Price	
	Open price	Price max	Price min	Last price	Closing price	Volume	Open Interest	Open price	Price max	Price min	Last price	Closing price	Volume	Open Interest	Volume	Open Interest	Open price	Price max	Price min	Last price	Closing price	Volume	Open Interest	Open price	Price max	Price min	Last price	Closing price	Volume	Open Interest	Volume	Open Interest		
1.000	0.000	0.000	0.000	1.42	-	-	0.000	0.000	0.000	1.42	-	-				0.000	0.000	0.000	0.001	-	-				0.000	0.000	0.000	0.001	-	-				0.010
1.100	0.000	0.000	0.000	1.32	-	-	0.000	0.000	0.000	1.32	-	-				0.000	0.000	0.000	0.003	-	-				0.000	0.000	0.000	0.003	-	-				0.011
1.200	0.000	0.000	0.000	1.22	-	-	0.000	0.000	0.000	1.22	-	-				0.000	0.000	0.000	0.007	-	-				0.000	0.000	0.000	0.007	-	-				0.012
1.300	0.000	0.000	0.000	1.12	-	-										0.000	0.000	0.000	0.015	-	-													0.013
1.400	0.000	0.000	0.000	1.02	-	-										0.000	0.000	0.000	0.027	-	-													0.014
1.500	0.000	0.000	0.000	0.921	-	-										0.000	0.000	0.000	0.001	-	-													0.015
1.600	0.000	0.000	0.000	0.821	-	-										0.000	0.000	0.000	0.001	-	69													0.016
1.700	0.000	0.000	0.000	0.721	-	-										0.000	0.000	0.000	0.004	-	-													0.017
1.800	0.000	0.000	0.000	0.621	-	-										0.000	0.000	0.000	0.001	-	10													0.018
1.900	0.000	0.000	0.000	0.523	-	-										0.000	0.000	0.000	0.002	-	-													0.019
2.000	0.000	0.000	0.000	0.427	-	5										0.000	0.000	0.000	0.006	-	190													0.020
2.200	0.000	0.000	0.000	0.253	-	-										0.000	0.000	0.000	0.032	-	-													0.022
2.400	0.000	0.000	0.000	0.125	-	5										0.000	0.000	0.000	0.104	-	-													0.024
2.600	0.000	0.000	0.000	0.050	-	-										0.000	0.000	0.000	0.228	-	-													0.026
2.800	0.000	0.000	0.000	0.016	-	-										0.000	0.000	0.000	0.395	-	-													0.028
3.000	0.000	0.000	0.000	0.004	-	2										0.405	0.405	0.405	0.405	0.405	30	30												0.030
3.200	0.000	0.000	0.000	0.001	-	1										0.000	0.000	0.000	0.780	-	-													0.032
3.400	0.000	0.000	0.000	0.001	-	-										0.000	0.000	0.000	0.980	-	-													0.034
3.600	0.000	0.000	0.000	0.001	-	-										0.000	0.000	0.000	1.18	-	-													0.036
3.800	0.000	0.000	0.000	0.002	-	-										0.000	0.000	0.000	1.38	-	-													0.038
4.000	0.000	0.000	0.000	0.001	-	-										0.000	0.000	0.000	1.58	-	-													0.040
4.400	0.000	0.000	0.000	0.003	-	-										0.000	0.000	0.000	1.98	-	-													0.044
4.800	0.000	0.000	0.000	0.001	-	-										0.000	0.000	0.000	2.38	-	-													0.048
5.200	0.000	0.000	0.000	0.001	-	-										0.000	0.000	0.000	2.78	-	-													0.052
5.600	0.000	0.000	0.000	0.004	-	-										0.000	0.000	0.000	3.18	-	-													0.056
6.000	0.000	0.000	0.000	0.001	-	-										0.000	0.000	0.000	3.58	-	-													0.060
6.400	0.000	0.000	0.000	0.001	-	-										0.000	0.000	0.000	3.98	-	-													0.064
Totals:						0	13						0	0	0	4						0	299						0	0	0	0		
Number of Trades:						0							0		0							1.00						0		0				

Lending Products	Underlying Title	Open Interest[5]	Multilateral Transactions[1]				Bilateral Transactions[2]		Stock Borrowing through OTC (volume)[3]
			Volume(Offered)	Average Weighted	Transactions volume	Average Weighted	Transactions Volume	Average Weighted	Transactions Volume
ADMIEBOR	ADMIE (IPTO) HOLDING S.A. (CR)	13,934	---	---	---	---	---	121,344	
AEGNBOR	AEGEAN AIRLINES (CR)	5,266	---	---	---	---	---	49,538	
ALPHABOR	ALPHA BANK (CR)	3,589	---	---	---	---	---	39,721,662	
ALMYBOR	ALUMIL (CR)	---	---	---	---	---	---	---	
TATTBOR	ATTICA BANK S.A. (CR)	14,603	---	---	---	---	---	370	
EEEBOR	CC HBC AG (CR)	3,765	---	---	---	---	---	70,546	
CENERBOR	CENERGY HOLDINGS (CB)	---	---	---	---	---	---	---	
ELLAKTORBOR	ELLAKTOR (CR)	---	---	---	---	---	---	302,898	
EUROBBOR	EUROBANK HOLDINGS (CR)	---	---	---	---	---	---	60,963,021	
EYDAPBOR	EYDAP S.A. (CR)	58	---	---	---	---	---	232,781	
FFGRPBOR	FOLLI FOLLIE (CR)	---	---	---	---	---	---	1,120,847	
FOYRKBOR	FOURLIS (CR)	6,891	---	---	---	---	---	4,650	
GEKTERNABOR	GEK TERNA (CR)	3,100	---	---	---	---	---	23,993	
SARBOR	GR. SARANTIS S.A. (CR)	3	---	---	---	---	---	16,512	
EXAEBOR	HELLENIC EXCHANGES-A.S.E. (CR)	86,450	---	---	5,500	2.87%	---	165,665	
ELPEBOR	HELLENIC PETROLEUM (CR)	9,000	---	---	---	---	---	51,983	
INTRKBOR	INTRACOM HOLDINGS (CR)	1,000	---	---	---	---	---	---	
INLOTBOR	INTRALOT (CR)	---	---	---	259	2.65%	---	104,512	
BELABOR	JUMBO SA (CR)	65,288	---	---	6,200	2.65%	---	144,098	
LAMDABOR	LAMDA DEVELOPMENT SA (CR)	230	---	---	200	2.65%	---	41,118	
MIGBOR	MARFIN INVESTMENT GROUP (CR)	---	---	---	---	---	---	794,474	
MOHBOR	MOTOR OIL (CR)	26,339	---	---	---	---	---	10,420	
MYTILBOR	MYTILINEOS (CR)	4,139	---	---	700	2.65%	---	115,742	
ETEBOR	NATIONAL BANK (CR)	31,129	---	---	---	---	---	9,921,533	
OPAPBOR	OPAP (CR)	12,456	---	---	---	---	---	1,291,913	
HTOBOR	OTE (CR)	21,484	---	---	5,000	3.55%	---	792,004	
PPABOR	P.P.A. S.A. (CR)	3,123	---	---	---	---	---	2,901	
TPEIRBOR	PIRAEUS BANK (CR)	5,574	---	---	---	---	---	20,939,926	
PLAISBOR	PLAISIO COMPUTERS SA (CR)	---	---	---	---	---	---	---	
PPCBOR	PPC (CR)	---	---	---	---	---	---	6,317,159	
QUALBOR	QUALITY & RELIABILITY SA (CR)	---	---	---	---	---	---	---	

Stock Lending Notes

[1] - Multilateral contracts Lending or Borrowing as per Methods 8-1, 8-2 and 8-3-3 (According to ATHEX BoD Resolution No.17)

[2] - Bilateral Contracts Lending or Borrowing as per Methods 8-3-1 and 8-3-2 (According to ATHEX BoD Resolution No.20)

[3] - The information concerning OTC Stock Borrowing Transactions is based on the statements of the Dematerialised Securities System (DSS) operators involved and refers to volumes that have been registered up until the previous working day.

[4] - Average Price (Volume weighted)

[5] - The Data concerning Open Interest before the start of trading session

Lending Products	Underlying Title	Open Interest[5]	Multilateral Transactions[1]				Bilateral Transactions[2]		Stock Borrowing through OTC (volume)[3]
			Volume(Offered)	Average Weighted	Transactions volume	Average Weighted	Transactions Volume	Average Weighted	Transactions Volume
TENERGYBOR	TERNA ENERGY (CR)	750	---	---	---	---	---	43,892	
TITCBOR	TITAN CEMENT (CB)	7,000	---	---	---	---	---	202,501	
VIOBOR	VIOHALCO SA/NV (CB)	15,700	---	---	---	---	---	---	

Stock Lending Notes

[1] - Multilateral contracts Lending or Borrowing as per Methods 8-1, 8-2 and 8-3-3 (According to ATHEX BoD Resolution No.17)

[2] - Bilateral Contracts Lending or Borrowing as per Methods 8-3-1 and 8-3-2 (According to ATHEX BoD Resolution No.20)

[3] - The information concerning OTC Stock Borrowing Transactions is based on the statements of the Dematerialised Securities System (DSS) operators involved and refers to volumes that have been registered up until the previous working day.

[4] - Average Price (Volume weighted)

[5] - The Data concerning Open Interest before the start of trading session

Sectors codification for listed companies

12003-	ETF	10101010	Computer Services
10101015	Software	10102030	Computer Hardware
15101010	Telecommunications Equipment	15102015	Telecommunications Services
20101010	Health Care Facilities	20101025	Health Care Services
20102010	Medical Equipment	20103015	Pharmaceuticals
30101010	Banks	30202000	Diversified Financial Services
30202010	Asset Managers & Custodians	30202015	Investment Services
30302010	Full Line Insurance	30302015	Insurance Brokers
35101010	Real Estate Holding and Development	35101015	Real Estate Services
35102000	Diversified REITs	35102030	Office REITs
40201040	Rental & Leasing Services: Consumer	40202010	Home Construction
40202015	Household Furnishings	40202020	Household Appliance
40203040	Electronic Entertainment	40203045	Toys
40204020	Clothing & Accessories	40301010	Entertainment
40301030	Publishing	40301035	Radio & TV Broadcasters
40401010	Diversified Retailers	40401020	Apparel Retailers
40401025	Home Improvement Retailers	40401030	Specialty Retailers
40501010	Airlines	40501015	Travel & Tourism
40501020	Casinos & Gambling	40501025	Hotels & Motels
45101015	Distillers & Vintners	45101020	Soft Drinks
45102010	Farming Fishing Ranching & Plantations	45102020	Food Products
45103010	Tobacco	45201010	Food Retailers & Wholesalers
45201020	Personal Products	50101010	Construction
50101030	Cement	50101035	Building Materials: Other
50202010	Electrical Components	50203000	Diversified Industrials
50203015	Plastics	50203030	Containers & Packaging
50204000	Machinery: Industrial	50204020	Machinery: Construction & Handling
50205010	Industrial Suppliers	50205020	Back Office Support HR & Consulting
50205030	Forms & Bulk Printing Services	50206015	Commercial Vehicles & Parts
50206030	Marine Transportation	50206060	Transportation Services
55101000	Diversified Materials	55101020	Textile Products
55102000	General Mining	55102010	Iron & Steel
55102015	Metal Fabricating	55102035	Aluminum
60101000	Integrated Oil & Gas	60101020	Oil Refining and Marketing
65101010	Alternative Electricity	65101015	Conventional Electricity
65102030	Water		



ATHEX
Athens Stock Exchange

Λεωφ. Αθηνών 110 104 42 Αθήνα
110, Athinon Ave. GR 104 42 Athens
tel. (+30)210-33.66.800, fax (+30)210-33.66.101
www.athexgroup.gr