


20

**Ημερήσιο Δελτίο  
Συναλλακτικής Δραστηριότητας**

Daily Official List  
of Trading Activity

Thursday, 12 March, 2020  
Year: 141 Trading Day No: 49



**ATHEXGROUP**  
Athens Exchange Group

**Disclaimer:**

Hellenic Exchanges-Athens Stock Exchange S.A endeavours to ensure that the data and other material ("Information") presented on the Daily Official List are accurate and complete, but it is not liable for any errors or omissions of data or /and for the accuracy, credibility, updating and completeness of the aforesaid information nor it has any liability arising directly or indirectly from the use of the above Information.

The Company is not liable for the accuracy of the data included in listed companies' announcements. Only the sender of such an announcement is fully and solely liable for any infringement of third party's rights from the content of such announcement. All contents of the Daily Official List are provided only for information purposes and do not constitute investment advice or solicitation to invest in securities or other products listed for trading on the Exchange.

You acknowledge and agree that the Company is the owner of any property rights related to any Information appearing on the Daily Official List including intellectual property rights copyright, trademarks, etc.

The above data are a property of the Hellenic Exchanges-Athens Exchange and are copyright protected. Users are forbidden to reproduce, modify, copy, sale, transmit or redistribute, by all reproduction means and methods, part or the whole of the above data, without reference to their source.

The commercial exploitation of these data is, also, forbidden by third parties. Hellenic Exchanges-Athens Exchange does not carry any responsibility, direct or indirect, derived from usage or accidental alteration of the above data when used by third parties.

---

**Hellenic Exchanges – Athens Stock Exchange S.A.**

110 Athinon Ave., 10442 Athens, Tel: (210) 33.66.800, Fax: (210) 32.13.938

[www.athexgroup.gr](http://www.athexgroup.gr)

---

**Thessalonica Stock Exchange Center (T.S.E.C)**

16-18 Katouni Str., Thessalonica 546 25 Tel: (2310) 567.667, Fax: (2310) 530.545

**Athex Members Guarantee Fund**

14-16 Fidiou Str., Athens 106 78, Tel: (210) 33.04.682, Fax: (210) 33.04.155

**Hellenic Republic Capital Market Commission**

1 Kolokotroni Str. & 1 Stadiou Str., Athens 10562 Tel: (210) 33.77.100 Fax: (210) 33.77.173

---

**Table of Contents**

---

**Section 1: Statistical Figures of Securities, Derivatives and Lending**

Summary of Markets

Athex Indices

Analytic Figures for Athex Market's Boards and Categories

Trading Details by Athex Sectors and Financial Instruments (ETFs)

Top 10 best &amp; worst performing Shares

Derivatives Summary

**Section 2: Analytic Figures of Shares Transactions**

Analytic Figures of Shares Transactions

Shares' Notes

**Section 3: Figures of Securities Transactions**

Securities Blocks Details

Shares Rights Details

Stock Borrowing

Securities Forced Sales

Forced Sales Registered Shares

Exchange Traded Funds (ETFs) Characteristics

**Section 5: Bonds traded in Fixed Income Assets Market**

Convertible Corporate Bonds - Regulated Market

Non Convertible Corporate Bonds - Regulated Market

Government Bonds

Treasury Bills &amp; Zero Coupon Government Bonds

Government Bonds Traded with the Open Outcry Method

State Banks Bonds

**Section 6: Additional Infos**

Athex &amp; ATHEXClear Members List

List of Stocks under Market Making operations

**Section 7: Derivatives Market Analytic Figures**

Index Futures

Stock Futures

Index Options

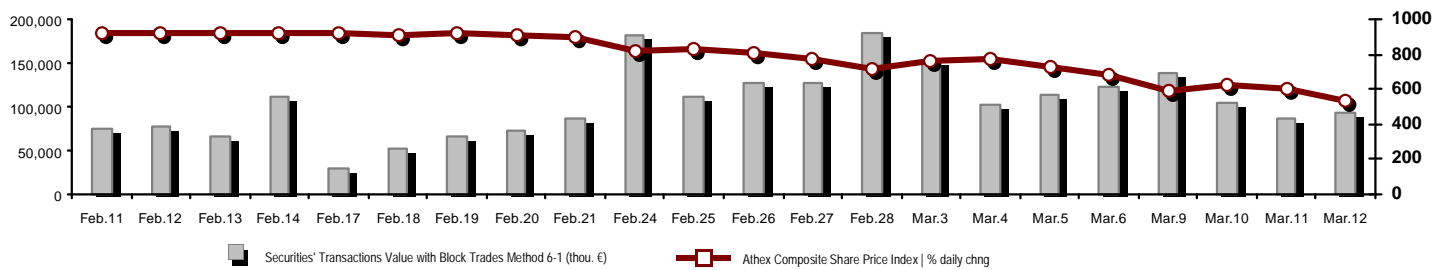
Stock Options

Stock Lending Analytic Figures

**Appendix A: Sectors codification for listed companies**

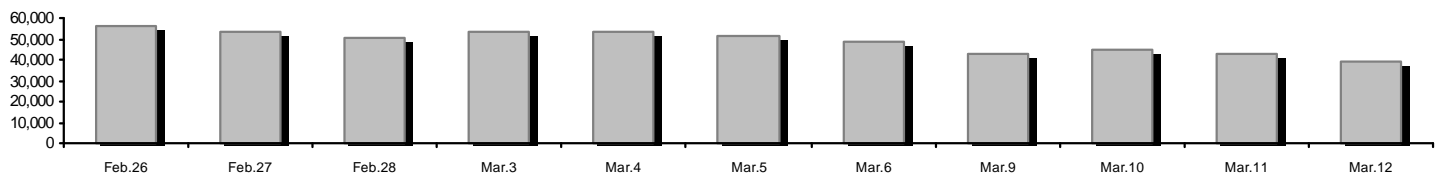
## Summary of Markets

Athex Composite Share Price Index vs Shares and Derivatives Transactions Value

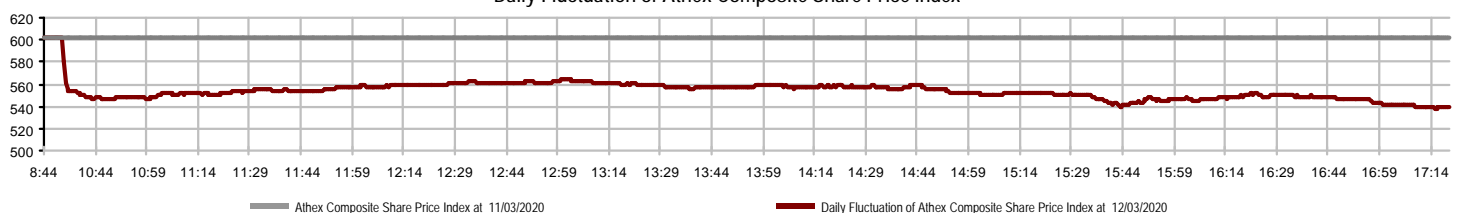


Athex Capitalisation (mill. €) **:	38,629.01	Derivatives Total Open Interest	199,112
Daily change: mill. €   %	-4,478.08 -10.39%	in Index Futures   % daily chng	7,814 2.94%
Yearly Avg Capitalisation: mill. €   % chng prev year Avg	58,887.19 7.49%	in Stock Futures   % daily chng	186,456 -2.69%
Athex Composite Share Price Index   % daily chng	538.55 -10.61%	in Index Options   % daily chng	2,895 9.20%
Athex Composite Share Price Index Capitalisation (mill. €)	33,875.07	in Stock Options   % daily chng	1,947 1.56%
Daily change (mill. €)	-4,325.64		
Securities' Transactions Value with Block Trades Method 6-1 (t)	92,892.61	Derivatives Contracts Volume:	48,923
Daily change: %	6,888.35 8.01%	Daily change: pieces   %	1,871 3.98%
YtD Avg Trans. Value: thou. €   % chng prev year Avg	85,964.11 30.63%	YtD Avg Derivatives Contracts % chng prev year Avg	33,855 -19.19%
Blocks Transactions Value of Method 6-1 (thou. €)	1,175.69	Derivatives Trades Number:	4,944
Blocks Transactions Value of Method 6-2 & 6-3 (thou. €)	0.00	Daily change: number   %	49 1.00%
Bonds Transactions Value (thou.€)	2,551.74	YtD Avg Trades number % chng prev year Avg	3,035 6.51%
Securities' Transactions Volume with Block Trades Method 6-1 (tho)	57,497.74	Lending Total Open Interest	1,267,299
Daily change: thou. pieces   %	11,233.17 24.28%	Daily change: pieces   %	531,779 72.30%
YtD Avg Volume: % chng prev year Avg	40,165.85 26.51%	Lending Volume (Multilateral/Bilateral)	492,598
Blocks Transactions Volume of Method 6-1 (thou. Pieces)	95.50	Daily change: pieces   %	-313,948
Blocks Transactions Volume of Method 6-2 & 6-3 (thou. Pieces)	0.00	Multilateral Lending	315,598
Bonds Transactions Volume	2,690,000	Bilateral Lending	177,000
Securities' Trades Number with Block Trades Method 6-1	67,712	Lending Trades Number:	79
Daily change: number   %	22,751 50.60%	Daily change: %	-3
YtD Avg Trades number % chng prev year Avg	35,576 31.04%	Multilateral Lending Trades Number	67
Number of Blocks Method 6-1	2	Bilateral Lending Trades Number	12
Number of Blocks Method 6-2 & 6-3	0		
Number of Bonds Transactions	219		

Athex Capitalisation (mill. €) \*\*



Daily Fluctuation of Athex Composite Share Price Index



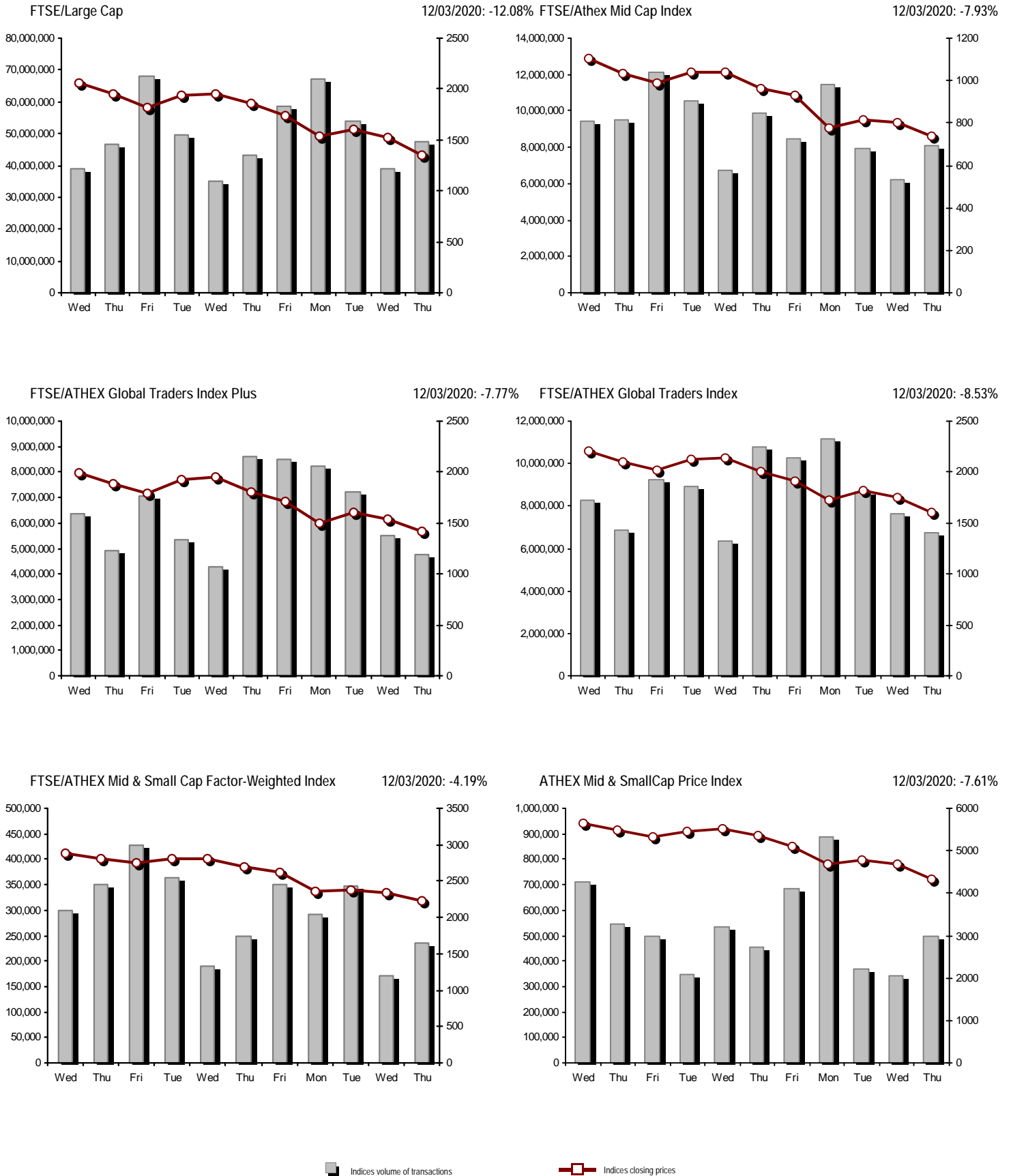
## Athex Indices

Index name	12/03/2020	11/03/2020	pts.	%	Min	Max	Year min	Year max	Year change
Athex Composite Share Price Index	538.55 €	602.48	-63.93	-10.61%	538.37	602.48	538.37	949.20	-41.25% €
FTSE/Athex Large Cap	1,344.38 €	1,529.10	-184.72	-12.08%	1,344.38	1,529.10	1,344.38	2,371.26	-41.50% €
FTSE/Athex Mid Cap Index	736.29 €	799.74	-63.45	-7.93%	724.88	799.74	724.88	1,298.86	-38.39% €
FTSE/ATHEX-CSE Banking Index	279.93 €	334.21	-54.28	-16.24%	279.93	334.21	279.93	673.55	-58.22% €
FTSE/ATHEX Global Traders Index Plus	1,421.18 €	1,540.95	-119.77	-7.77%	1,414.36	1,541.94	1,414.36	2,435.50	-38.71% €
FTSE/ATHEX Global Traders Index	1,607.80 €	1,757.83	-150.03	-8.53%	1,607.80	1,758.71	1,607.80	2,560.38	-35.23% €
FTSE/ATHEX Mid & Small Cap Factor-Weighted Ind	2,236.49 €	2,334.19	-97.70	-4.19%	2,218.84	2,334.19	2,218.84	3,205.70	-24.84% €
ATHEX Mid & SmallCap Price Index	4,325.03 €	4,681.17	-356.14	-7.61%	4,282.41	4,681.17	4,282.41	6,324.97	-27.15% €
FTSE/Athex Market Index	333.52 €	378.75	-45.23	-11.94%	333.46	378.75	333.46	587.56	-41.37% €
FTSE Med Index	3,701.90 €	3,815.67	-113.77	-2.98%			3,701.90	5,342.28	-25.65% €
Athex Composite Index Total Return Index	883.43 €	988.30	-104.87	-10.61%	883.14	988.30	883.14	1,557.05	-40.93% €
FTSE/Athex Large Cap Total Return	2,012.88 €	2,289.45	-276.57	-12.08%			2,012.88	3,542.27	-41.03% €
FTSE/ATHEX Large Cap Net Total Return	614.89 €	699.37	-84.48	-12.08%	614.89	699.37	614.89	1,084.55	-41.06% €
FTSE/Athex Mid Cap Total Return	897.54 €	974.89	-77.35	-7.93%			897.54	1,582.98	-38.39% €
FTSE/ATHEX-CSE Banking Total Return Index	245.14 €	292.67	-47.53	-16.24%			245.14	588.56	-58.22% €
Hellenic Mid & Small Cap Index	781.33 €	849.97	-68.64	-8.08%	779.41	849.97	779.41	1,312.90	-37.67% €
FTSE/Athex Banks	369.85 €	441.57	-71.72	-16.24%	369.85	441.57	369.85	889.92	-58.22% €
FTSE/Athex Insurance	1,355.33 €	1,538.70	-183.37	-11.92%	1,327.42	1,538.70	1,327.42	2,088.80	-33.07% €
FTSE/Athex Financial Services	630.40 €	691.68	-61.28	-8.86%	624.32	691.68	624.32	1,123.81	-36.76% €
FTSE/Athex Industrial Goods & Services	1,422.02 €	1,555.38	-133.36	-8.57%	1,390.17	1,555.38	1,390.17	2,712.84	-44.49% €
FTSE/Athex Retail	44.70 €	46.48	-1.78	-3.83%	41.42	46.48	41.42	75.77	-35.81% €
FTSE/ATHEX Real Estate	3,609.80 €	3,946.15	-336.35	-8.52%	3,494.28	3,946.15	3,494.28	5,826.74	-33.95% €
FTSE/Athex Personal & Household Goods	6,775.29 €	7,393.49	-618.20	-8.36%	6,775.29	7,395.15	6,471.34	10,280.00	-30.94% €
FTSE/Athex Food & Beverage	7,414.17 €	8,719.78	-1,305.61	-14.97%	7,290.05	8,720.55	7,290.05	13,004.12	-34.18% €
FTSE/Athex Basic Resources	3,294.58 €	3,890.23	-595.65	-15.31%	3,294.58	3,890.23	3,294.58	7,435.44	-48.98% €
FTSE/Athex Construction & Materials	1,597.65 €	1,718.39	-120.74	-7.03%	1,580.80	1,724.10	1,580.80	3,344.96	-48.18% €
FTSE/Athex Oil & Gas	2,920.12 €	3,193.62	-273.50	-8.56%	2,838.39	3,193.62	2,766.28	5,154.35	-42.16% €
FTSE/Athex Chemicals	6,100.86 €	6,556.74	-455.88	-6.95%	5,856.29	6,556.74	5,856.29	9,442.19	-31.18% €
FTSE/Athex Travel & Leisure	1,254.74 €	1,406.37	-151.63	-10.78%	1,222.27	1,406.37	1,222.27	2,084.49	-35.31% €
FTSE/Athex Technology	575.12 €	622.51	-47.39	-7.61%	563.76	622.77	563.76	1,029.21	-36.13% €
FTSE/Athex Telecommunications	2,749.82 €	3,080.13	-330.31	-10.72%	2,749.82	3,080.13	2,749.82	3,960.95	-29.94% €
FTSE/Athex Utilities	2,127.56 €	2,332.07	-204.51	-8.77%	2,090.95	2,332.07	2,090.95	3,447.76	-33.21% €
FTSE/Athex Health Care	481.45 €	491.08	-9.63	-1.96%	464.26	491.08	464.26	508.96	-4.63% €
Athex All Share Index	136.16 €	151.93	-15.78	-10.38%	136.16	136.16	136.16	223.49	-36.86% €
Hellenic Corporate Bond Index	114.88 €	115.55	-0.67	-0.58%			114.88	121.22	-4.48% €
Hellenic Corporate Bond Price Index	90.79 €	91.33	-0.54	-0.59%			90.79	96.15	-5.14% €

Note 1: FTSE/Med 100, Hellenic Corporate Bond Price Index and Hellenic Corporate Bond Index closing prices refer to the previous trading day of 10/03/2020.

Note 2: The Hellenic Mid & Small Cap Index is a Customized index calculated by the Athens Exchange.

Athex Indices



## Analytic Figures for Athex Market's Boards and Categories

	Total Traded Securities	Main Market	Surveillance	Exchange Traded Funds (ETFs)
Totals	130	116	13	1
Gain / Lose / Same:	8 / 106 / 16	7 / 100 / 9	1 / 5 / 7	0 / 1 / 0
Athex Capitalisation (mill. €) **	38,629.01	38,406.17	222.85	
Daily Average Trans/ons Value(thou.€)	85,964.11	85,826.91	140.78	91.68
Transactions Value	92,892.61	92,822.94	38.59	31.07
Main Board:	91,716.92	91,647.25	38.59	31.07
Blocks Board 6_2_3:	1,175.69	1,175.69	0.00	0.00
Forced Sales Board:	0.00	0.00	0.00	0.00
Special Terms Board:	0.00	0.00	0.00	0.00
Daily Average Transactions Volume	40,165,846	39,412,558	770,613	3,984
Transactions Volume	57,497,743	57,016,733	478,818	2,192
Main Board:	57,402,245	56,921,235	478,818	2,192
Blocks Board 6_2_3:	95,498	95,498	0	0
Forced Sales Board:	0	0	0	0
Special Terms Board:	0	0	0	0
Daily Average Number of Trades	35,576	35,391	181	5
Number of Trades	67,712	67,525	166	21
Main Board:	67,710	67,523	166	21
Blocks Board 6_2_3:	2	2	0	0
Forced Sales Board:	0	0	0	0
Special Terms Board:	0	0	0	0

## Trading Details by Athex Sectors and Financial Instruments (ETFs)

Code	Sectors	Gain / Lose / Same	Number of Trades	Transactions Volume	Transactions Value	% of Total Trans. Value
3010	- Banks	0 / 6 / 0	28,380	37,737,644	26,971,100.38	29.03%
5510	- Basic Resources	1 / 11 / 1	1,303	588,381	712,991.85	0.77%
5010	- Construction & Materials	1 / 8 / 3	4,166	2,391,723	2,989,276.70	3.22%
4020	- Consumer Products & Services	1 / 5 / 2	2,065	522,779	3,721,914.67	4.01%
6010	- Energy	1 / 2 / 1	2,204	544,614	4,787,058.43	5.15%
12000	- Financial Instruments	0 / 1 / 0	21	2,192	31,074.33	0.03%
3020	- Financial Services	0 / 2 / 1	1,673	4,879,624	925,913.27	1.00%
4510	- Food Beverage & Tobacco	1 / 9 / 3	1,028	383,373	5,250,992.80	5.65%
2010	- Health Care	0 / 4 / 0	131	86,023	112,996.13	0.12%
5020	- Industrial Goods & Service	1 / 16 / 3	4,315	1,545,331	5,313,264.81	5.72%
3030	- Insurance	0 / 1 / 0	210	57,835	199,482.24	0.21%
4030	- Media	0 / 2 / 0	40	26,048	3,263.95	0.00%
4520	- Personal Care, Drug & Grocery Stores	0 / 3 / 0	349	83,494	379,684.61	0.41%
3510	- Real Estate	0 / 7 / 2	1,990	602,372	2,715,174.04	2.92%
4040	- Retail	0 / 6 / 0	434	114,114	371,860.92	0.40%
1010	- Technology	2 / 7 / 0	694	317,364	435,677.41	0.47%
1510	- Telecommunications	0 / 5 / 0	6,012	1,786,282	16,398,056.77	17.65%
4050	- Travel & Leisure	0 / 6 / 0	6,663	2,449,813	13,459,488.44	14.49%
6510	- Utilities	0 / 5 / 0	6,034	3,378,737	8,113,339.04	8.73%

## Top 10 best &amp; worst performing Shares

## Main Market

With positive Price change			With negative Price change		
	Closing price	change		Closing price	change
TITAN CEMENT (CB)	9.93	0.10% #	KORDELLOS BROS SA (CR)	0.182	-24.17% €
			PAPOUTSANIS (CR)	0.96	-23.20% €
			KEKROPS SA (CR)	0.96	-21.18% €
			TECHNICAL OLYMPIC SA (CR)	1.25	-21.14% €
			NATIONAL BANK (CR)	1.1455	-20.95% €
			ALUMIL (CR)	0.532	-19.39% €
			VIOHALCO SA/IV (CB)	1.74	-18.88% €
			KLOUKINAS - LAPPAS SA (CR)	0.422	-17.90% €
			INTRACOM CONSTR. (CR)	0.74	-17.41% €
			EUROBANK ERGASIAS (CR)	0.395	-17.36% €
With the highest Transactions Value			With the highest Transactions Volume		
	Value (thou. €)	change		Volume	change
OTE (CR)	16,295.59	-10.72% €	EUROBANK ERGASIAS (CR)	18,692,914	-17.36% €
OPAP (CR)	12,489.66	-11.24% €	NATIONAL BANK (CR)	6,969,480	-20.95% €
NATIONAL BANK (CR)	8,408.08	-20.95% €	ALPHA BANK (CR)	6,807,353	-12.37% €
EUROBANK ERGASIAS (CR)	7,717.36	-17.36% €	MARFIN INVESTMENT GROUP (CR)	4,658,793	-10.94% €
ALPHA BANK (CR)	5,988.09	-12.37% €	PIRAEUS BANK (CR)	3,751,738	-16.67% €
CC HBC AG (CR)	5,117.81	-15.07% €	PPC (CR)	2,225,762	-13.68% €
PIRAEUS BANK (CR)	4,380.18	-16.67% €	OPAP (CR)	1,597,013	-11.24% €
PPC (CR)	4,111.90	-13.68% €	OTE (CR)	1,544,130	-10.72% €
MYTILINEOS (CR)	4,054.18	-6.99% €	ATTICA BANK S.A. (CR)	1,500,505	-11.85% €
MOTOR OIL (CR)	3,618.58	-9.09% €	ELLAKTOR (CR)	1,408,371	-14.72% €

Note: Stocks that are not included in the "Low Dispersion" and "Under Supervision" categories, and the transactions value is more than 10,000 €.



## Derivatives Summary

	Number of Trades	Volume	Open Interest
Index Futures	498	1,484	7,814
FTSE/Athex Large Cap	498	1,484	7,814
Stock Futures	4,433	47,305	186,456
ADMIE (IPTO) HOLDING S.A. (CR)	77	559	6,056
ALPHA BANK (CR)	513	7,595	19,121
ATTICA BANK S.A. (CR)	39	886	3,470
CC HBC AG (CR)	50	214	466
CENERGY HOLDINGS (CB)	28	583	4,051
ELLAKTOR (CR)	244	1,693	11,559
EUROBANK ERGASIAS (CR)	401	6,959	28,387
EYDAP S.A. (CR)	34	84	402
FOURLIS (CR)	3	8	66
GEK TERNA (CR)	104	319	4,246
HELLENIC EXCHANGES-A.S.E. (CR)	100	150	1,106
HELLENIC PETROLEUM (CR)	69	433	1,985
INTRACOM HOLDINGS (CR)	8	145	2,697
INTRALOT (CR)	20	287	3,126
JUMBO SA (CR)	48	108	176
LAMDA DEVELOPMENT SA (CR)	115	317	1,183
MARFIN INVESTMENT GROUP (CR)	106	3,919	43,666
MOTOR OIL (CR)	42	80	513
MYTILINEOS (CR)	302	1,158	9,768
NATIONAL BANK (CR)	657	9,191	13,430
OPAP (CR)	96	455	1,037
OTE (CR)	166	472	2,273
P.P.A. S.A. (CR)	7	137	479
PIRAEUS BANK (CR)	603	7,446	11,000
PPC (CR)	483	3,642	9,807
TERNA ENERGY (CR)	51	143	2,830
TITAN CEMENT (CB)	23	50	247
VIOHALCO SA/NV (CB)	44	272	3,309
Index Options	9	74	2,895
FTSE/Athex Large Cap	9	74	2,895
Stock Options	4	60	1,947
ALPHA BANK (CR)	1	30	70
NATIONAL BANK (CR)	1	10	384
OPAP (CR)	0	0	256
OTE (CR)	0	0	199
PIRAEUS BANK (CR)	2	20	345
PPC (CR)	0	0	693
<b>Total Derivatives Traded</b>	<b>4,944</b>	<b>48,923</b>	<b>199,112</b>









Number of Outstanding Securities	Nominal Value	Dividends [1]			Date of Last Coupon		Note	Shares	Closing price	% change	Previous closing price/date	Open price	Price min	Price max	Last price	Avg price	Last Bid [7]	Last Ask [7]	P/E after tax	Year	Volume	Trades	Transactions Value[8]	Company Mkt Value (thou. €)	Year low	Year high	Sector[4]	
		2017	2018	2019	Dividend [2]	Right																						
15,842,391	1.51	---	---	---	15/07/2009	12/05/2000	5141	BITROS HOLDING SA (CR)	0.132	---	0.132	11/03/2020	0.106	0.106	0.13	0.13	0.123	100@0.106	300@0.130	---	---	580	2	71.08	2,091.20	0.104	0.19	55102010
119,596,817	0.040	---	---	---	15/07/2008	27/04/2017	5190	NIKAS SA (CR)	0.5	---	0.5	11/03/2020	---	---	---	---	---	---	---	---	---	---	---	---	59,798.41	0.4	0.5	45102020
24,319,250	0.300	---	---	---	09/07/2002	04/07/2007	5165	PROODEFTIKH SA (CR)	0.14	---	0.14	11/03/2020	0.14	0.14	0.14	0.14	0.14	6520@0.140	1853@0.168	---	---	1,480	2	207.20	3,404.70	0.14	0.199	50101010
245,497,664	0.310	---	---	---	01/07/2008	30/07/2012	5207	SELONDA AQUACULTURE SA (CR)	0.1	---	0.1	11/03/2020	0.1	0.1	0.1	0.1	0.6178613@0.100	1100@0.110	---	---	26,034	5	2,603.40	24,549.77	0.1	0.101	45102010	
10,186,667	1.35	---	---	---	24/06/2008	02/02/2016	4887	SIDMA SA (CR)	0.264	---	0.264	11/03/2020	---	---	---	---	910@0.212	1000@0.316	---	---	---	---	---	2,689.28	0.192	0.57	55102010	
766,000	1.00	---	---	---	01/07/2004	11/12/2012	5193	TRIA ALFA SA (CR)	1.8	---	1.8	11/03/2020	---	---	---	---	---	---	55.15	2018	---	---	---	---	1,658.10	1.78	2.16	55101020
245,000	1.00	---	---	---	19/07/2010	11/12/2012	5194	TRIA ALFA SA (PR)	1.14	---	1.14	11/03/2020	---	---	---	---	---	---	100@0.915	34.93	2018	---	---	---	1,658.10	0.9	1.15	55101020

## Suspension Status

20,255,805	0.300	---	---	---	22/08/2006	02/08/2010	5136	AXON HOLDING SA (CR)	0.058	---	0.058	28/04/2017	---	---	---	---	---	---	---	---	---	---	---	---	1,174.84	0.058	0.058	20101010
21,820,410	0.800	---	---	---	22/05/2008	02/08/2011	5174	EUROMEDICA SA (CR)	0.448	---	0.448	30/04/2018	---	---	---	---	---	---	---	---	---	---	---	---	9,775.54	0.448	0.448	20101010
52,800,154	0.300	---	---	---	20/08/2014	21/06/2004	---	F.G. EUROPE S.A. (CR)	0.48	---	0.48	09/01/2020	---	---	---	---	---	---	---	---	---	---	---	---	25,344.07	0.4	0.488	40202020
66,948,210	0.300	---	---	---	22/09/2015	22/09/2015	5179	FOLLI FOLLIE (CR)	4.8	---	4.8	24/05/2018	---	---	---	---	---	---	---	---	---	---	---	---	321,351.41	4.8	4.8	40401030
13,191,620	0.620	---	---	---	04/08/2010	09/09/2002	5217	YALCO - CONSTANTINOU (CR)	0.0555	---	0.0555	30/09/2019	---	---	---	---	---	---	---	---	---	---	---	---	732.13	0.0555	0.0555	40202020
14,870,100	0.300	---	---	---	15/05/2008	26/09/2011	5130	ALPHA GRISSIN S.A. (CR)	0.014	---	0.014	13/04/2017	---	---	---	---	---	---	---	---	---	---	---	---	208.18	0.014	0.014	10102030
33,930,000	0.300	---	---	---	03/07/2006	30/05/2001	4865	BABIS VOVOS SA (CR)	0.304	---	0.304	30/03/2012	---	---	---	---	---	---	---	---	---	---	---	---	10,314.72	0.304	0.304	35101010
77,126,446	0.340	---	---	---	23/05/2005	18/08/2011	5206	G.E. DIMITRIOU (CR)	0.0125	---	0.0125	30/04/2019	---	---	---	---	---	---	---	---	---	---	---	---	964.08	0.0125	0.0125	40202020
6,000,000	0.600	---	---	---	13/06/2008	08/04/2004	5172	EUROBROKERS S.A. (CR)	0.008	---	0.008	27/04/2018	---	---	---	---	---	---	---	---	---	---	---	---	48.00	0.008	0.008	30302015
7,085,888	1.59	---	---	---	02/07/1996	06/09/2010	5216	ELVIEMEK (CR)	2.6	---	2.6	30/09/2019	---	---	---	---	---	---	---	---	---	---	---	---	18,423.31	2.6	2.6	35101010
14,050,971	0.340	---	---	---	13/12/2017	21/02/2018	---	ELTRAK SA (CR)	3.3	---	3.3	24/01/2020	---	---	---	---	---	1930@3.40	---	---	---	---	---	---	46,368.20	3.3	3.4	50204020
25,179,640	0.600	---	---	---	08/08/1994	19/09/2000	5191	J.BOUTARIS & SON (CR)	0.026	---	0.026	01/10/2018	---	---	---	---	---	---	---	---	---	---	---	---	742.45	0.026	0.026	45101015
1,540,000	0.600	---	---	---	08/08/1994	19/09/2000	5192	J.BOUTARIS & SON (PR)	0.057	---	0.057	01/10/2018	---	---	---	---	---	---	---	---	---	---	---	---	742.45	0.057	0.057	45101015
24,619,524	0.500	---	---	---	10/10/1986	30/12/2002	4914	KERAMIA-ALLATINI (CR)	0.088	---	0.088	30/08/2012	---	---	---	---	---	---	---	---	---	---	---	---	2,166.52	0.088	0.088	35101010
31,543,600	0.420	---	---	---	19/07/2010	19/12/2018	5205	KRETA FARM SA (CR)	1.085	---	1.085	30/04/2019	---	---	---	---	---	---	---	---	---	---	---	---	34,224.81	1.085	1.085	45102020
23,935,280	0.300	---	---	---	29/06/2009	13/06/2000	5153	NAYTEMPORIKI PUBLISHING SA(CR)	0.107	---	0.107	02/10/2017	---	---	---	---	---	---	---	---	---	---	---	---	2,561.07	0.107	0.107	40301030
255,459,600	0.300	---	---	---	26/06/2000	03/12/2010	5101	NEL SA (CR)	0.07	---	0.07	31/08/2015	---	---	---	---	---	---	---	---	---	---	---	---	17,882.17	0.07	0.07	40501015
23,463,874	0.800	---	---	---	23/05/2003	21/12/1999	4918	NEORION SA (CR)	0.125	---	0.125	30/08/2012	---	---	---	---	---	---	---	---	---	---	---	---	2,932.98	0.125	0.125	50206030
18,750,000	0.300	---	---	---	02/07/2001	31/12/2012	5154	PEGASUS PUBLISHING S.A. (CR)	0.089	---	0.089	02/10/2017	---	---	---	---	---	---	---	---	---	---	---	---	1,668.75	0.089	0.089	40301035
100,793,572	0.300	---	---	---	16/07/2009	11/02/2016	5110	TELETIPOS SA (CR)	0.06	---	0.06	07/03/2016	---	---	---	---	---	---	---	---	---	---	---	---	6,047.61	0.06	0.06	40301035
4,034,950	0.680	---	---	---	01/07/2005	30/12/2010	5171	CHATZIKRANIOTIS & SONS SA (CR)	0.14	---	0.14	27/04/2018	---	---	---	---	---	---	---	---	---	---	---	---	564.89	0.14	0.14	45102020

## Shares' Notes

Code	Note text
( )	- Adjusted dividends.
*	- Last adjusted closing price.
[1]	- Net dividends.
[2]	- The "Date of Last Coupon" for New listings refers to the date company's stocks started to trade in Athex
[3]	- The Company Market Value is referred to the number of outstanding shares
[4]	- Sectors codification can be found in Appendix A
[5]	- The Market Value refers to the total number of shares listed (including their several classes) in the exchange by the company.
[6]	- P/E greater than 100
[7]	- Last view of the Order Book before the end of the trading session
[8]	- All Blocks Methods' Transactions Value are included.
4750	- Transfer to the Under Surveillance Category from 8/4/2011.
4865	- Suspension of trading as of 2/4/2012.
4887	- Transfer to the Surveillance Category as of 10/4/2012.
4912	- Transfer to the Surveillance Category as of 31/7/2012.
4914	- Suspension of trading as of 31/8/2012.
4918	- Suspension of trading as of 31/8/2012.
4955	- Transfer to the Surveillance Category as from 5/4/2013.
4956	- Transfer to the Surveillance Category as from 5/4/2013.
4957	- Transfer to the Surveillance Category as from 5/4/2013.
4958	- Transfer to the Surveillance Category as from 5/4/2013.
4959	- Transfer to the Surveillance Category as from 5/4/2013.
5080	- Transfer to the Surveillance Category as of 05/12/2014.
5093	- Transfer to the Surveillance Category as of 8/4/2015.
5095	- Transfer to the Surveillance Category as from 09/04/2015.
5101	- Suspension of trading as of 1/9/2015.
5110	- Suspension of trading as of 08/03/2016.
5112	- Transfer to the Surveillance Category as of 15/04/2016.
5115	- Transfer to the Surveillance Category as of 15/04/2016.
5123	- Transfer to the Surveillance Category as of 01/04/2016.
5130	- Suspension of trading as of 18/04/2017.
5136	- Suspension of trading as of 02/05/2017.
5141	- Transfer to the Surveillance Category as of 10/05/2017.
5153	- Suspension of trading as of 03/10/2017.
5154	- Suspension of trading as of 03/10/2017.
5156	- Transfer to the Surveillance Category as of 11/12/2017.
5160	- Transfer to the Surveillance Category as of 15/04/2016.
5161	- Transfer to the Surveillance Category as of 25/11/2011.
5162	- Transfer to the Under Supervision Category as of 21/12/2009.
5165	- Transfer to the Surveillance Category as of 15/02/2018.
5171	- Suspension of trading as of 30/04/2018.
5172	- Suspension of trading as of 30/04/2018.
5174	- Suspension of trading as of 02/05/2018.
5178	- Transfer to the Surveillance Category as of 11/05/2018.
5179	- Suspension of trading as of 25/05/2018.
5190	- Transfer to the Surveillance Category as of 01/10/2018.
5191	- Suspension of trading as of 02/10/2018.
5192	- Suspension of trading as of 02/10/2018.
5193	- Transfer to the Surveillance Category as of 25/10/2018.
5194	- Transfer to the Surveillance Category as of 25/10/2018.
5195	- Transfer to the Surveillance Category as of 25/10/2018.
5197	- Transfer to the Surveillance Category as of 07/11/2018.
5205	- Suspension of trading as of 02/05/2019.

---

## Shares' Notes

---

Code	Note text
------	-----------

---

5206	- Suspension of trading as of 02/05/2019.
------	---

5207	- Transfer to the Surveillance Category as from 13/05/2019.
------	---

5216	- Suspension of trading as of 01/10/2019.
------	---

5217	- Suspension of trading as of 01/10/2019.
------	---



Securities Blocks Details

Securities	Block Volume	Price	Block Trade Value	Time of approval	Note
MOTOR OIL (CR)	59,000	12.40	731,600.00	11:25:05	20
MOTOR OIL (CR)	36,498	12.17	444,093.06	17:11:37	20

Blocks Notes

- 9 - Method 6-1 / Special Fees
- 10 - Method 6-1 / Special Fees, SDS
- 14 - Method 6-3 / Settlement, Incomplete Buy and Sell
- 18 - Method 6-2 / SPOT 1
- 19 - Method 6-2 / SPOT 2
- 20 - Method 6-1 and Method 6-1 Same Day Settlement
- 21 - Other Pre-agreed

**Shares Rights Details**

Occured date	Exercise from	Exercise until	Trading until	Rights	Price min	Price max	Closing price	Last Bid	Last Ask	Volume	Trades	Transactions Value
--------------	---------------	----------------	---------------	--------	-----------	-----------	---------------	----------	----------	--------	--------	--------------------

No Rights Transactions.

---

**Securities Forced Sales**

---

Securities	Category of Security	Transactions Volume	Number of Trades	Transactions Value	Note
------------	----------------------	------------------------	---------------------	-----------------------	------

---

No Forced Transactions.

---

---

**Forced Sales Notes**

---

1 - Normal Forced Sale.

2 - Forced Sales of Fixed Registered Shares.

3 - Forced Sales of Remaining Stock Fractions.

**Forced Sales Registered Shares**

Securities	Start Date	End Date	Initial Volume	Remaining Volume	Date	Avg price (day)	Avg price (period)	Number of Trades	Transactions Volume	Transactions Value
------------	------------	----------	----------------	------------------	------	-----------------	--------------------	------------------	---------------------	--------------------

No Fixed Registered Shares Forced Sales.

**Forced Sales Notes**

According to Decision 1/380/04.05.2008 of the Hellenic Republic Capital Market Commission, the certificated registered shares that have not been deposited to the issuer for dematerialisation, will be auctioned in the Athens Exchange by the supervising issuer. Forced sales procedure is held according to Article 99A of the Athens Exchange Rulebook. The average price of the period is calculated by dividing the Total transactions value by the Total volume and includes all the transactions made until the current date.

## Exchange Traded Funds (ETFs) Characteristics

	Transactions Date (T)	Creation / Redemption	Units (T-1)	New Units (T-1)	Redemption Units (T-1)	Units (T) [1]	Fund Assets [2]	Net Unit Price	Dividend per Unit	Dividend Date
ALPHA ETF FTSE Athex Large Cap	12/03/2020	5,000	812,382	---	---	812,382	12,886,000.00	15.8620	0.43	30/06/2018

## ETFs Notes

[1] - Units (T) = Units (T-1) + New Units (T-1) - Redemption Units (T-1)

[2] - The Creation / Redemption Units of T-1 are included.

## Convertible Corporate Bonds - Regulated Market

Num Listed Bonds	Nominal price	Issue price	Today's Rate	Exp. Date	Duration (years)	Note	Coupon		Trading	Corporate Bonds	Price min	Price max	Closing price	Previous closing price/date	Volume	Transactions Value	Last order			ear min	Year max
							Common	Preferred									Price	Buy / Sell	Date		
171,246,551	0.30	0.30	1.00	11/10/2025	9	---	14	---	1	FORTHNET S.A. (Convertible)	---	---	---	---	---	---	0.3000	B	05/02/2020	100.0000	100.0000

## Corporate Bonds Notes

Transactions Volume = (Pieces) \* (Nominal Price). Transactions Value = (Pieces) \* (Nominal Price) \* (price %) + (Accrued interest).

The price of a Bond is stated as a percentage (%) of Bond's Nominal Price.

Nominal Price in Euros (€), except if it is noted differently.

## Non Convertible Corporate Bonds - Regulated Market

Num Listed Bonds	Nominal price	Issue price	Today's Rate	Exp. Date	Duration (years)	Note	Coupon		Trading	Corporate Bonds	Accrued Int.	Yield.T.Mat	Price min	Price max	Closing price	Previous closing price/date	Volume	Transactions Value	Last order		ear min	Year max		
							Common	Preferred											Price	Buy / Sell			Date	
24,260	1,000.00	1,000.00	4.95	26/06/2023	5	---	4	---	1	B&F COMM. & GARM. INDUS. S.A. (Non Convertible)	11.0000	8.8560	87.0200	88.0000	87.9808	88.0400	11/03/2020	51,000	45,431.20	84.9640	B	12/03/2020	87.9808	94.9999
90,000	1,000.00	1,000.00	3.00	11/05/2023	5	---	4	---	1	CORAL A.E. (Non Convertible)	10.5000	3.8360	97.0000	100.0000	97.0000	99.4320	11/03/2020	279,000	274,339.90	92.1001	B	12/03/2020	97.0000	105.0000
120,000	1,000.00	1,000.00	3.95	04/04/2025	7	---	4	---	1	GEK TERNA S.A. (Non Convertible)	17.9944	4.7910	95.0000	97.0000	95.0000	97.5000	11/03/2020	39,000	38,356.78	95.0000	B	12/03/2020	95.0000	107.2000
175,000	1,000.00	1,000.00	3.40	26/07/2024	5	---	2	---	1	ATTICA HOLDINGS S.A. (Non Convertible)	4.6278	14.0780	69.0001	76.5000	70.0053	78.9300	11/03/2020	124,000	92,149.86	70.0000	B	12/03/2020	63.0000	100.0000
300,000	1,000.00	1,000.00	3.10	27/06/2022	5	---	6	---	1	MYTILINEOS HOLDINGS S.A. (Non Convertible)	6.8889	6.5050	92.0000	97.0000	92.0038	97.0610	11/03/2020	542,000	514,853.11	91.0600	B	12/03/2020	90.6200	101.0000
50,000	1,000.00	1,000.00	4.25	20/06/2022	5	---	6	---	1	SYSTEMS SUNLIGHT S.A. (Non Convertible)	10.2708	8.4390	90.0000	97.0000	90.0000	97.0000	11/03/2020	50,000	47,443.84	90.0100	B	12/03/2020	90.0000	102.0000
200,000	1,000.00	1,000.00	3.50	21/03/2022	5	---	6	---	1	O.P.A.P. S.A. (Non Convertible)	17.0139	3.3580	98.5000	100.0000	99.5912	99.8800	11/03/2020	969,000	981,898.16	99.4500	B	12/03/2020	99.3000	100.9900
40,000,000	1.00	1.00	5.00	04/10/2021	5	---	14	---	1	HOUSEMARKET S.A. (Non Convertible)	0.0096	4.4280	99.0000	100.5000	99.7045	100.0010	11/03/2020	22,000	22,145.83	97.0000	B	12/03/2020	99.7045	105.1000
150,000	1,000.00	1,000.00	2.60	22/10/2026	7	---	1	---	1	TERNA ENERGY FINANCE S.A. (Non Convertible)	10.5444	4.2210	90.0000	96.0000	91.3000	96.3670	11/03/2020	252,000	236,959.06	91.3011	B	12/03/2020	90.0000	102.8000
200,000	1,000.00	1,000.00	3.60	12/03/2026	7	---	3	---	1	AEGEAN AIRLINES S.A. (Non Convertible)	0.4000	8.0360	79.9900	85.0100	80.6667	90.5190	11/03/2020	362,000	298,163.71	77.0000	B	12/03/2020	80.6667	107.3000

## Corporate Bonds Notes

Transactions Volume = (Pieces) \* (Nominal Price). Transactions Value = (Pieces) \* (Nominal Price) \* (price %) + (Accrued interest).

The price of a Bond is stated as a percentage (%) of Bond's Nominal Price.

Nominal Price in Euros (€), except if it is noted differently.

## Government Bonds

Number Listed Bonds	Nominal price	Today's Rate	Accrued Interest Calc	Exp. Date [1]	Duration (years)	Note	Coupons Date	Curr. coupon value	Trading Unit	Government Bonds	Price min	Price max	Closing price	Previous closing price/date	Volume	Transactions Value	Price	Last order Buy / Sell	Date
3,000,000	1,000.00	4.38	Actual/Actual	01/08/2022	5	---	01/08	4.38	1	GGB-FXD-010822-05Y-4.375-1.000	---	---	---	---	---	---	1.0000	B	28/11/2018
2,500,000	1,000.00	1.88	Actual/Actual	04/02/2035	15	---	04/02	1.88	1	GGB-FXD-040235-15Y-1.875-1.000	---	---	---	---	---	---	---	---	---
2,500,000	1,000.00	3.45	Actual/Actual	02/04/2024	5	---	02/04	3.45	1	GGB-FXD-020424-05Y-3.450-1.000	---	---	---	---	---	---	---	---	---
4,355,990,324	1.00	3.50	Actual/Actual	30/01/2023	5	---	01/02 - 31/01	3.50	1	GGB-FXD-300123-05Y-3.500-1.000	---	---	---	94.5720 13/07/2018	---	---	1.0000	B	28/11/2018
5,962,747,327	1.00	3.75	Actual/Actual	30/01/2028	10	---	/02 - 01/02 - 31/	3.75	1	GGB-FXD-300128-10Y-3.750-1.000	---	---	---	85.4610 13/07/2018	---	---	1.0000	B	28/11/2018
6,091,218,404	1.00	3.90	Actual/Actual	30/01/2033	15	---	/02 - 01/02 - 31/	3.90	1	GGB-FXD-300133-15Y-3.900-1.000	---	---	---	78.6730 13/07/2018	---	---	1.0000	B	28/11/2018
4,805,399,486	1.00	4.00	Actual/Actual	30/01/2037	19	---	/02 - 01/02 - 31/	4.00	1	GGB-FXD-300137-19Y-4.000-1.000	---	---	---	77.0370 13/07/2018	---	---	1.0000	B	28/11/2018
4,603,713,186	1.00	4.20	Actual/Actual	30/01/2042	24	---	/02 - 01/02 - 31/	4.20	1	GGB-FXD-300142-24Y-4.200-1.000	---	---	---	77.7640 13/07/2018	---	---	1.0000	B	28/11/2018
550,418,123	1.00	3.65	Actual/Actual	24/02/2023	11	---	24/02	3.65	1	GGB-FXD-240223-11Y-2.000-1.000	---	---	---	10.0000 22/06/2015	---	---	10.0000	B	11/07/2019
445,007,576	1.00	3.65	Actual/Actual	24/02/2024	12	---	24/02	3.65	1	GGB-FXD-240224-12Y-2.000-1.000	---	---	---	10.0000 22/06/2015	---	---	---	---	---
423,674,226	1.00	3.65	Actual/Actual	24/02/2025	13	---	24/02	3.65	1	GGB-FXD-240225-13Y-2.000-1.000	---	---	---	10.0000 22/06/2015	---	---	---	---	---
212,292,153	1.00	3.65	Actual/Actual	24/02/2026	14	---	24/02	3.65	1	GGB-FXD-240226-14Y-2.000-1.000	---	---	---	10.0000 22/06/2015	---	---	---	---	---
160,621,352	1.00	3.65	Actual/Actual	24/02/2027	15	---	24/02	3.65	1	GGB-FXD-240227-15Y-2.000-1.000	---	---	---	10.0000 22/06/2015	---	---	---	---	---
183,244,055	1.00	3.65	Actual/Actual	24/02/2028	16	---	24/02	3.65	1	GGB-FXD-240228-16Y-2.000-1.000	---	---	---	10.0000 22/06/2015	---	---	---	---	---
164,802,894	1.00	3.65	Actual/Actual	24/02/2029	17	---	24/02	3.65	1	GGB-FXD-240229-17Y-2.000-1.000	---	---	---	10.0000 22/06/2015	---	---	---	---	---
165,460,943	1.00	3.65	Actual/Actual	24/02/2030	18	---	24/02	3.65	1	GGB-FXD-240230-18Y-2.000-1.000	---	---	---	10.0000 22/06/2015	---	---	---	---	---
129,007,241	1.00	3.65	Actual/Actual	24/02/2031	19	---	24/02	3.65	1	GGB-FXD-240231-19Y-2.000-1.000	---	---	---	10.0000 22/06/2015	---	---	---	---	---
126,192,683	1.00	3.65	Actual/Actual	24/02/2032	20	---	24/02	3.65	1	GGB-FXD-240232-20Y-2.000-1.000	---	---	---	10.0000 22/06/2015	---	---	---	---	---
146,905,168	1.00	3.65	Actual/Actual	24/02/2033	21	---	24/02	3.65	1	GGB-FXD-240233-21Y-2.000-1.000	---	---	---	10.0000 22/06/2015	---	---	---	---	---
154,475,606	1.00	3.65	Actual/Actual	24/02/2034	22	---	24/02	3.65	1	GGB-FXD-240234-22Y-2.000-1.000	---	---	---	10.0000 22/06/2015	---	---	---	---	---
144,429,441	1.00	3.65	Actual/Actual	24/02/2035	23	---	24/02	3.65	1	GGB-FXD-240235-23Y-2.000-1.000	---	---	---	10.0000 22/06/2015	---	---	---	---	---
166,211,676	1.00	3.65	Actual/Actual	24/02/2036	24	---	24/02	3.65	1	GGB-FXD-240236-24Y-2.000-1.000	---	---	---	10.0000 22/06/2015	---	---	---	---	---
145,461,669	1.00	3.65	Actual/Actual	24/02/2037	25	---	24/02	3.65	1	GGB-FXD-240237-25Y-2.000-1.000	---	---	---	10.0000 22/06/2015	---	---	---	---	---
146,941,087	1.00	3.65	Actual/Actual	24/02/2038	26	---	24/02	3.65	1	GGB-FXD-240238-26Y-2.000-1.000	---	---	---	10.0000 22/06/2015	---	---	---	---	---
135,115,612	1.00	3.65	Actual/Actual	24/02/2039	27	---	24/02	3.65	1	GGB-FXD-240239-27Y-2.000-1.000	---	---	---	10.0000 22/06/2015	---	---	---	---	---
141,909,637	1.00	3.65	Actual/Actual	24/02/2040	28	---	24/02	3.65	1	GGB-FXD-240240-28Y-2.000-1.000	---	---	---	10.0000 22/06/2015	---	---	---	---	---
136,788,720	1.00	3.65	Actual/Actual	24/02/2041	29	---	24/02	3.65	1	GGB-FXD-240241-29Y-2.000-1.000	---	---	---	10.0000 22/06/2015	---	---	---	---	---
163,643,410	1.00	3.65	Actual/Actual	24/02/2042	30	---	24/02	3.65	1	GGB-FXD-240242-30Y-2.000-1.000	---	---	---	10.0000 22/06/2015	---	---	---	---	---
4,000,000	1,000.00	3.88	Actual/Actual	12/03/2029	10	---	12/03	3.88	1	GGB-FXD-120329-10Y-3.875-1.000	---	---	---	---	---	---	100.0000	B	15/10/2019
503,753	1,000.00	0.32	FLR Actual/360	16/09/2021	2	---	16/03 - 16/09	---	1	GGB-FLT-160921-02Y-0.319-1.000	---	---	---	---	---	---	---	---	---
3,000,000	1,000.00	3.38	Actual/Actual	15/02/2025	7	---	15/02	3.38	1	GGB-FXD-150225-07Y-3.375-1.000	---	---	---	---	---	---	---	---	---
250,250	1,000.00	2.90	Actual/Actual	20/03/2023	4	---	20/03	2.90	1	GGB-FXD-200323-04Y-2.900-1.000	---	---	---	---	---	---	---	---	---
964,000	1,000.00	3.25	Actual/Actual	20/03/2025	6	---	20/03	3.25	1	GGB-FXD-200325-06Y-3.250-1.000	---	---	---	---	---	---	---	---	---
2,100,000	1,000.00	3.55	Actual/Actual	20/03/2026	7	---	20/03	3.55	1	GGB-FXD-200326-07Y-3.550-1.000	---	---	---	---	---	---	---	---	---
3,314,250	1,000.00	3.25	Actual/Actual	20/03/2050	30	---	20/03	3.25	1	GGB-FXD-200350-30Y-3.250-1.000	---	---	---	---	---	---	---	---	---

## Government Bonds Notes

Transactions Volume = (Pieces) \* (Nominal Price). Transactions Value = (Pieces) \* (Nominal Price) \* (price %) + (Accrued interest).

The Value of current coupon for the issues with NV 0.01 euro refers to NV 100 euros

FLR: Floating Interest Rate.

[1] - The Expiration Date of the interest bearing period and the Date for coupon payment.



## Government Bonds

Number Listed Bonds	Nominal price	Today's Rate	Accrued Interest Calc	Exp. Date [1]	Duration (years)	Note	Coupons Date	Curr. coupon value	Trading Unit	Government Bonds	Price min	Price max	Closing price	Previous closing price/date	Volume	Transactions Value	Price	Last order Buy / Sell	Date
2,500,000	1,000.00	1.88	Actual/Actual	23/07/2026	7	---	23/07	1.88	1	GGB-FXD-230726-07Y-1.875-1.000	---	---	---	---	---	---	---	---	---

## Government Bonds Notes

Transactions Volume = (Pieces) \* (Nominal Price). Transactions Value = (Pieces) \* (Nominal Price) \* (price %) + (Accrued interest).

The Value of current coupon for the issues with NV 0.01 euro refers to NV 100 euros

FLR: Floating Interest Rate.

[1] - The Expiration Date of the interest bearing period and the Date for coupon payment.

## Treasury Bills &amp; Zero Coupon Government Bonds

Issue Date	13-Week Maturity									26-Week Maturity									52-Week Maturity								
	Exp. Date	Initial Rate	Num Listed Bonds	Nominal price	Issue price	Last Trade Price	Last Trade Date	Volume Traded	Note	Exp. Date	Initial Rate	Num Listed Bonds	Nominal price	Issue price	Last Trade Price	Last Trade Date	Volume Traded	Note	Exp. Date	Initial Rate	Num Listed Bonds	Nominal price	Issue price	Last Trade Price	Last Trade Date	Volume Traded	Note
15/03/2019	---	---	---	---	---	---	---	---	---	---	---	---	---	---	---	---	---	---	13/03/2020	0.95	1,000,000	1,000.00	990.50	---	---	---	---
14/06/2019	---	---	---	---	---	---	---	---	---	---	---	---	---	---	---	---	---	---	12/06/2020	0.47	1,000,000	1,000.00	995.30	---	---	---	---
13/09/2019	---	---	---	---	---	---	---	---	---	---	---	---	---	---	---	---	---	---	11/09/2020	0.29	1,000,000	1,000.00	997.05	---	---	---	---
13/12/2019	---	---	---	---	---	---	---	---	---	---	---	---	---	---	---	---	---	---	11/12/2020	0.07	1,000,000	1,000.00	999.30	---	---	---	---

Bonds in Circulation	Currency / Min nominal traded Value	Coupons Payment Date	Current Coupon Value	Note	Coupon	Trading Unit	Issue Date	Duration (years)	Today's Interest	A.I.C in days	Bonds	Last price of previous days		Last Outcry in Cash (euro)			Trades in Pieces	Life min	Life Max
												Price	Buy / Sell	Price	Buy / Sell	Date			
<b>Corporate Bonds in Foreign Currency and Euro</b>																			
103,746	GBP / 10	01/12	0.25	---	61	1	01/12/1930	98	2.5	360	National Mortgage Bank	2.27	05/02/1996	2.27	S	05/02/1996	---	2.27	2.27
0	GBP / 10	01/12	0.25	---	63	1	01/12/1928	100	2.5	360	National Mortgage Bank	---	---	---	---	---	---	---	---

## Government Bonds Notes

A.I.C: Accrued Interest Calculation base.

FLR: Floating Interest Rate.

The minimum tradeable Nominal Value for all Demeterialised Government Titles is 100 Euros.

(μτφρ-0)

## Athex &amp; ATHEXClear Members List

Member Name	Stock Market			Derivatives Market		ATHEXClear Member				
	Address	Phone	Fax	Market Member	Remote Member	Market Maker	Proprietary	Market Maker	General Clearing	Direct Clearing
A. SARRIS SECURITIES S.A.				a						
6, ΔΡΑΓΑΤΣΑΝΙΟΥ 6 ΑΘΗΝΑ	2103367700									
ALPHA BANK A.E.									a	
40, STADIΟΥ STR ΑΘΗΝΑ	(210)-3260000	(210)-3264116								
103, AVE. ΑΘΗΝΟΝ ΑΘΗΝΑ	+30 2103436820	210-3436270								
40, STADIΟΥ STR ΑΘΗΝΑ	(210)-3265546	(210)-3265811								
ALPHA FINANCE INVESTMENT SERVICES S.A.				a		a	a	a		a
5, ΜΕΡΛΙΝ 5 ΑΘΗΝΑ	2103677400									
ARGUS STOCKBROKERS LTD				a	a		a			
25, 25 ΛΕΩΦΟΡΟΣ ΔΗΜΟΣΘΕΝΗ ΣΕΒΕΡΗ	0035722717000									
ATLANTIC SECURITIES LIMITED				a						
37, ΠΡΟΔΡΟΜΟΥ 37	0035722445400									
ATLANTIC SECURITIES LIMITED					a					
, ΠΡΟΔΡΟΜΟΥ 37	22445400									
AXON SECURITIES S.A.				a			a			
48, ΣΤΑΔΙΟΥ 48 ΑΘΗΝΑ	2103363800									
BETA SECURITIES S.A.				a		a	a			a
29, Λ. ΑΛΕΞΑΝΔΡΑΣ 29 ΑΘΗΝΑ	2106478930									
BNP PARIBAS SECURITIES SERVICES									a	
2, ΛΑΜΨΑΚΟΥ 2 ΑΘΗΝΑ	2107468500									
BOFA SECURITIES EUROPE SA				a	a					
, 112 AVENUE KL?BER 75116	+33 153655555									
CAPITAL SECURITIES S.A.				a			a			
58, ΜΗΤΡΟΠΟΛΕΩΣ 58 ΑΘΗΝΑ	2103369700									
CFS SECURITIES INVESTMENT SERVICES S.A.				a						
3, ΠΑΠΑΡΡΗΓΟΠΟΥΛΟΥ 3 ΑΘΗΝΑ	2103360800									
CITIGROUP GLOBAL MARKETS EUROPE AG				a	a					
16, REUTERWEG 16 FRANKFURT	+49 691366-0									
CITIGROUP GLOBAL MARKETS LIMITED				a	a					
1, 33 CANADA SQUARE -CANARY WHARF	+44 02079864000									
CREDIT SUISSE SECURITIES (EUROPE) LIMITED				a	a					
1, ONE CABOT SQUARE LONDON	+44 2078888888									
CREDIT SUISSE SECURITIES SOCIEDAD DE VALORES SA				a	a					
, CALLE AYALA 42, 3A PLANTA-B MADRID	+34917916000									
CYCLOS SECURITIES S.A.				a			a			a
39, ΠΑΝΕΠΙΣΤΗΜΙΟΥ 39 ΑΘΗΝΑ	2103364300									
DEUTSCHE BANK S.A.					a					
1, GREAT WINCHESTER STREET LONDON	+44 20 754 54209	00441133361437								
DYNAMIC SECURITIES S.A.				a			a			a
, ΤΡΑΛΛΕΩΝ 2 & Λ. ΣΥΓΓΡΟΥ 223 ΝΕΑ ΣΜΥΡΝΙ	2103677700									
EUROBANK EQUITIES INVESTMENT FIRM S.A				a		a	a	a		a
, ΦΙΛΕΛΛΗΝΩΝ 10 & ΞΕΝΟΦΩΝΤΟΣ 13 ΑΘΗΝΑ	2103720000									
EUROBANK ERGASIAS S.A.									a	
8, ΟΘΗΝΟΣ STR. ΑΘΗΝΑ	(210)-3337969	(210)-3245916								
	(210)-3337000	(210)-3233866								
8, ΟΘΗΝΟΣ ΑΘΗΝΑ	+30 2103337000	210-3245916								
EUROCORP INVESTMENT SERVICES S.A.				a			a			a
14, ΠΛ.ΦΙΛΙΚΗΣ ΕΤΑΙΡΕΙΑΣ 14 ΑΘΗΝΑ	2107263600									
EUOTRUST INVESTMENT FIRM SA				a						
113, ΣΕΒΑΣΤΟΥΠΟΛΕΩΣ 113 ΑΘΗΝΑ	2103363100									
EUROXX SECURITIES S.A.				a		a	a	a		a
7, ΠΑΛΑΙΟΛΟΓΟΥ ΧΑΛΑΝΔΡΙ	(210)-6879400	(210)-6879401								
7, ΠΑΛΕΟΛΟΓΟΥ ΧΑΛΑΝΔΡΙ	+30 2106879400	210-6879401								
G. A. PERVANAS SECURITIES- INVESTMENT SERVICES S.A.				a						
7-9, ΣΟΦΟΚΛΕΟΥΣ 7-9 ΑΘΗΝΑ	2103727200									
GLOBAL CAPITAL SECURITIES & FINANCIAL SERVICES LTD				a	a					
50, Λ.ΑΡΧΙΕΠΙΣΚΟΠΟΥ ΜΑΚΑΡΙΟΥ Γ50	0035722710710									
HELLENIC AMERICAN SECURITIES S.A.				a		a	a			a
27, ΑΝΔΡΕΑ ΠΑΠΑΝΔΡΕΟΥ 27 ΜΑΡΟΥΣΙ	2103311100									
HELLENIC BANK (INVESTMENTS) LTD					a					
, AVE. KYRIAKΟΥ MATSI 31 - PO BOX 24747 NICOSIA	+357 22500100	357 22500110								
HSBC FRANCE									a	
109-111, Λ.ΜΕΣΟΓΕΙΩΝ 109-111	2106960000									

Athex & ATHEXClear Members List

Member Name				Stock Market			Derivatives Market		ATHEXClear Member	
	Address	Phone	Fax	Market Member	Remote Member	Market Maker	Proprietary	Market Maker	General Clearing	Direct Clearing
INDEX SECURITIES S.A.				a						
6, ΔΡΑΓΑΤΣΑΝΙΟΥ 6 ΑΘΗΝΑ	2103213920									
J. CHR. MAVRIKIS SECURITIES S.A.				a						
5, ΣΟΦΟΚΛΕΟΥΣ 5 ΑΘΗΝΑ	2103216730									
KAPPA SECURITIES S.A.				a			a			
15, ΒΑΛΛΑΡΙΤΟΥ 15 ΑΘΗΝΑ	2103678600									
KARAMANOF SECURITIES & INVESTMENT SERVICES S.A.				a			a			
2, ΠΛ.ΑΓ.ΘΕΟΔΩΡΩΝ 2 ΑΘΗΝΑ	2103212947									
LAIKI FINANCIAL SERVICES LTD					a					
26, AVE. VYRONOS NICOSIA	357 22367367	357 22718567								
LEON DEPOLAS SECURITIES S.A.				a		a	a			
1, ΧΡΗΣΤΟΥ ΛΑΔΑ 1 ΑΘΗΝΑ	2103213276 -28									
MEGA EQUITY SECURITIES & FINANCIAL SERVICES PUBLIC LTD				a	a		a			
42-44, ΛΕΩΦ.ΓΡΙΒΑ ΔΙΓΓΕΝΗ 42-44	0035722711711									
MERIT SECURITIES S.A.				a		a	a			a
5, ΣΟΦΟΚΛΕΟΥΣ 5 ΑΘΗΝΑ	2103671880									
MERRILL LYNCH INTERNATIONAL				a	a					
2, 2 KING EDWARD STREET LONDON	+44 20276281000									
N. CHRYSOCHOIDIS SECURITIES S.A.				a			a			a
7-9, ΣΟΦΟΚΛΕΟΥΣ 7-9 ΑΘΗΝΑ	2103213913									
NATIONAL BANK OF GREECE S.A.				a		a	a		a	
86, ΑΙΟΛΟΥ ΣΤΡ. ΑΘΗΝΑ	(210)-3341000	(210)-3228187								
68, ΑΚΑΔΙΜΙΑΣ ΣΤΡ. ΑΘΗΝΑ	(210)-3328817	(210)-3328678								
NATIONAL SECURITIES S.A.				a		a	a	a		
66, ΛΕΩΦ. ΚΗΦΙΣΙΑΣ 66 (ΚΤΗΡΙΟ Α) ΜΑΡΟΥΣΙ	2107720000									
NUNTIUS BROKERAGE AND INVESTMENT SERVICES S.A				a						
6, ΔΡΑΓΑΤΣΑΝΙΟΥ 6 ΑΘΗΝΑ	2103350599									
ONE PLUS CAPITAL LIMITED				a	a					
, 75 PRODROMOU AVENUE NICOSIA 1307	35722873760									
OPTIMA BANK S.A.				a		a	a	a	a	
32, ΑΙΓΙΑΛΕΙΑΣ 32 & ΠΑΡΑΔΕΙΣΟΥ ΜΑΡΟΥΣΙ	2108173111									
PANTELAKIS SECURITIES S.A.				a		a	a	a		
57, ΕΘΝΙΚΗΣ ΑΝΤΙΣΤΑΣΕΩΣ 57, ΚΤΙΡΙΟ Β CHALANDRI	2106965000									
PEGASUS SECURITIES S.A				a			a			
17, ΒΑΛΛΑΡΙΤΟΥ 17 & ΑΜΕΡΙΚΗΣ ΑΘΗΝΑ	2103670700									
PIRAEUS BANK S.A.				a			a		a	
4, ΑΜΕΡΙΚΗΣ ΑΘΗΝΑ	+30 2103335000	210-3335079								
4, ΑΜΕΡΙΚΗΣ ΣΤΡ ΑΘΗΝΑ	(210)-3335918	(210)-3254207								
4, ΑΜΕΡΙΚΗΣ ΣΤΡ. ΑΘΗΝΑ	(210)-3335000	(210)-3335079								
PIRAEUS SECURITIES S. A.				a		a	a	a		a
10, ΣΤΑΔΙΟΥ 10 ΑΘΗΝΑ	2103354100									
PROCHOICE SECURITIES LTD				a	a					
57, ΛΕΩΦ.ΣΠΥΡΟΥ ΚΥΠΡΙΑΝΟΥ 57, ΑΚΙΝΗΤΑ Φ	035724661192									
SHARELINK SECURITIES & FINANCIAL SERVICES LTD				a	a		a			
6, HOUSE-ΘΕΟΤΟΚΗ 6 ΜΕΓΑΡΟ ΕΛΛΗΝΑ	+357 22554200									
SOCIETE GENERALE S.A.				a	a		a			
, 17 COURS VALMY, CEDEX	+157290504									
SOLIDUS SECURITIES S.A				a			a			a
64, ΛΟΥΙΖΗΣ ΡΙΑΝΚΟΥΡ 64 ΑΘΗΝΑ	2106900600									
ST. EM. LAVRENTAKIS SECURITIES S.A.				a			a			
7-9, ΣΟΦΟΚΛΕΟΥΣ 7-9 ΑΘΗΝΑ	2103213336									
THE CYPRUS INVESTMENT & SECURITIES CORPORATION LTD				a	a					
154, ΛΕΩΦ. ΛΕΜΕΣΟΥ 154	0035722121700									
UBS EUROPE SE				a	a					
, OPERNTURM, BOCKENHEIMER LANDSTRASSE 2-4	496921790									
UBS LIMITED					a					
1, FINSBURY AVENUE LONDON	+44 2075687135									

## List of Stocks under Market Making operations

Securities	Stock Category
Market Maker	Start Market Making
<b>ALPHA ETF FTSE Athex Large Cap</b>	<b>Exchange Traded Funds (ETFs)</b>
ALPHA FINANCE INVESTMENT SERVICES S.A.	02/01/1900
NATIONAL SECURITIES S.A.	02/01/1900
<b>ADMIE (IPTO) HOLDING S.A. (CR)</b>	<b>Main Market</b>
HELLENIC AMERICAN SECURITIES S.A.	09/03/2020
PIRAEUS SECURITIES S. A.	29/06/2017
<b>ALPHA BANK (CR)</b>	<b>Main Market</b>
ALPHA FINANCE INVESTMENT SERVICES S.A.	29/02/2016
EUROBANK EQUITIES INVESTMENT FIRM S.A	22/10/2006
HELLENIC AMERICAN SECURITIES S.A.	25/07/2014
LEON DEPOLAS SECURITIES S.A.	04/01/2016
MERIT SECURITIES S.A	03/09/2012
NATIONAL SECURITIES S.A.	02/01/1900
PIRAEUS SECURITIES S. A.	28/05/2009
<b>AS COMPANY SA (CR)</b>	<b>Main Market</b>
EUROBANK EQUITIES INVESTMENT FIRM S.A	01/04/2019
<b>ATTICA BANK S.A. (CR)</b>	<b>Main Market</b>
EUROBANK EQUITIES INVESTMENT FIRM S.A	11/11/2019
EUROXX SECURITIES S.A.	22/01/2016
PIRAEUS SECURITIES S. A.	20/09/2017
<b>ATTICA HOLDINGS (CR)</b>	<b>Main Market</b>
HELLENIC AMERICAN SECURITIES S.A.	28/12/2017
<b>AUTOHELLAS SA (CR)</b>	<b>Main Market</b>
ALPHA FINANCE INVESTMENT SERVICES S.A.	01/07/2019
EUROXX SECURITIES S.A.	02/07/2018
<b>AVAX S.A. (CR)</b>	<b>Main Market</b>
EUROBANK EQUITIES INVESTMENT FIRM S.A	14/12/2015
<b>BRIO PROPERTIES (CR)</b>	<b>Main Market</b>
EUROBANK EQUITIES INVESTMENT FIRM S.A	09/09/2019
<b>BYTE COMPUTER SA (CR)</b>	<b>Main Market</b>
MERIT SECURITIES S.A	04/08/2008
<b>CC HBC AG (CR)</b>	<b>Main Market</b>
NATIONAL SECURITIES S.A.	02/01/1900
PIRAEUS SECURITIES S. A.	04/05/2015
<b>CENERGY HOLDINGS (CB)</b>	<b>Main Market</b>
ALPHA FINANCE INVESTMENT SERVICES S.A.	02/01/2016
EUROBANK EQUITIES INVESTMENT FIRM S.A	02/01/2016
<b>CNL CAPITAL (CR)</b>	<b>Main Market</b>
MERIT SECURITIES S.A	01/10/2018
<b>EKTER SA (CR)</b>	<b>Main Market</b>
EUROBANK EQUITIES INVESTMENT FIRM S.A	16/10/2017
LEON DEPOLAS SECURITIES S.A.	21/05/2018
<b>ELASTRON (CR)</b>	<b>Main Market</b>
LEON DEPOLAS SECURITIES S.A.	20/02/2017
<b>ELLAKTOR (CR)</b>	<b>Main Market</b>
ALPHA FINANCE INVESTMENT SERVICES S.A.	18/03/2019
EUROXX SECURITIES S.A.	24/09/2018
HELLENIC AMERICAN SECURITIES S.A.	14/01/2019
NATIONAL SECURITIES S.A.	02/01/1900
PIRAEUS SECURITIES S. A.	22/10/2018
<b>ELTON SA (CR)</b>	<b>Main Market</b>
BETA SECURITIES S.A.	03/09/2012
LEON DEPOLAS SECURITIES S.A.	01/04/2019
<b>ELVALHALCOR (CR)</b>	<b>Main Market</b>
ALPHA FINANCE INVESTMENT SERVICES S.A.	07/05/2018
EUROBANK EQUITIES INVESTMENT FIRM S.A	07/05/2018
<b>EUROBANK ERGASIAS (CR)</b>	<b>Main Market</b>
ALPHA FINANCE INVESTMENT SERVICES S.A.	09/01/2006
EUROBANK EQUITIES INVESTMENT FIRM S.A	01/06/2012
HELLENIC AMERICAN SECURITIES S.A.	25/07/2014
LEON DEPOLAS SECURITIES S.A.	30/11/2018
MERIT SECURITIES S.A	06/11/2017
NATIONAL SECURITIES S.A.	02/01/1900
PIRAEUS SECURITIES S. A.	28/09/2009
<b>EUROPEAN RELIANCE INSUR. (CR)</b>	<b>Main Market</b>
EUROBANK EQUITIES INVESTMENT FIRM S.A	08/07/2019
PANTELAKIS SECURITIES S.A.	15/07/2019

List of Stocks under Market Making operations

Securities	Market Maker	Start Market Making	Stock Category
EYDAP S.A. (CR)			Main Market
	ALPHA FINANCE INVESTMENT SERVICES S.A.	27/01/2020	
	EUROBANK EQUITIES INVESTMENT FIRM S.A	10/06/2019	
FOURLIS (CR)			Main Market
	EUROBANK EQUITIES INVESTMENT FIRM S.A	01/12/2016	
	PIRAEUS SECURITIES S. A.	06/03/2017	
GEK TERNA (CR)			Main Market
	HELLENIC AMERICAN SECURITIES S.A.	07/09/2015	
	PIRAEUS SECURITIES S. A.	29/08/2019	
GR. SARANTIS S.A. (CR)			Main Market
	BETA SECURITIES S.A.	14/05/2012	
	EUROBANK EQUITIES INVESTMENT FIRM S.A	24/10/2016	
HELLENIC EXCHANGES-A.S.E. (CR)			Main Market
	HELLENIC AMERICAN SECURITIES S.A.	01/09/2014	
	NATIONAL SECURITIES S.A.	02/01/1900	
	PIRAEUS SECURITIES S. A.	04/05/2015	
HELLENIC PETROLEUM (CR)			Main Market
	HELLENIC AMERICAN SECURITIES S.A.	14/09/2015	
	PIRAEUS SECURITIES S. A.	20/03/2017	
IKTINOS HELLAS SA (CR)			Main Market
	ALPHA FINANCE INVESTMENT SERVICES S.A.	01/04/2019	
	EUROBANK EQUITIES INVESTMENT FIRM S.A	25/02/2019	
	NATIONAL SECURITIES S.A.	02/01/1900	
INTERCONTINENTAL (CR)			Main Market
	LEON DEPOLAS SECURITIES S.A.	03/06/2019	
INTRACOM HOLDINGS (CR)			Main Market
	LEON DEPOLAS SECURITIES S.A.	08/10/2018	
INTRALOT (CR)			Main Market
	EUROBANK EQUITIES INVESTMENT FIRM S.A	01/06/2012	
	EUROXX SECURITIES S.A.	12/06/2017	
	HELLENIC AMERICAN SECURITIES S.A.	30/05/2018	
	PIRAEUS SECURITIES S. A.	28/09/2009	
JUMBO SA (CR)			Main Market
	MERIT SECURITIES S.A	06/11/2017	
	PIRAEUS SECURITIES S. A.	06/03/2017	
KARAMOLEGOS SA (CR)			Main Market
	EUROXX SECURITIES S.A.	04/10/2019	
KLOUKINAS - LAPPAS SA (CR)			Main Market
	BETA SECURITIES S.A.	22/09/2014	
KRI-KRI S.A. (CR)			Main Market
	EUROBANK EQUITIES INVESTMENT FIRM S.A	07/05/2018	
	LEON DEPOLAS SECURITIES S.A.	16/01/2017	
LAMDA DEVELOPMENT SA (CR)			Main Market
	EUROBANK EQUITIES INVESTMENT FIRM S.A	08/12/2014	
	PANTELAKIS SECURITIES S.A.	06/11/2017	
	PIRAEUS SECURITIES S. A.	29/06/2017	
LAMPSA HOTEL SA (CR)			Main Market
	LEON DEPOLAS SECURITIES S.A.	16/01/2017	
MARFIN INVESTMENT GROUP (CR)			Main Market
	PIRAEUS SECURITIES S. A.	02/02/2009	
MLS MULTIMEDIA SA (CR)			Main Market
	PIRAEUS SECURITIES S. A.	01/08/2019	
MOTOR OIL (CR)			Main Market
	HELLENIC AMERICAN SECURITIES S.A.	01/09/2014	
	LEON DEPOLAS SECURITIES S.A.	01/04/2019	
	MERIT SECURITIES S.A	25/02/2019	
	NATIONAL SECURITIES S.A.	02/01/1900	
	PIRAEUS SECURITIES S. A.	04/05/2015	
MYTILINEOS (CR)			Main Market
	ALPHA FINANCE INVESTMENT SERVICES S.A.	15/04/2019	
	EUROBANK EQUITIES INVESTMENT FIRM S.A	20/09/2017	
	MERIT SECURITIES S.A	25/02/2019	
	NATIONAL SECURITIES S.A.	02/01/1900	
	PIRAEUS SECURITIES S. A.	04/05/2015	

List of Stocks under Market Making operations

Securities	Market Maker	Start Market Making	Stock Category
<b>NATIONAL BANK (CR)</b>			
	ALPHA FINANCE INVESTMENT SERVICES S.A.	09/01/2006	Main Market
	EUROBANK EQUITIES INVESTMENT FIRM S.A	22/10/2006	
	HELLENIC AMERICAN SECURITIES S.A.	25/07/2014	
	LEON DEPOLAS SECURITIES S.A.	20/05/2015	
	MERIT SECURITIES S.A	03/09/2012	
	NATIONAL SECURITIES S.A.	02/01/1900	
	PIRAEUS SECURITIES S. A.	08/09/2008	
<b>OPAP (CR)</b>			
	ALPHA FINANCE INVESTMENT SERVICES S.A.	09/01/2006	Main Market
	EUROBANK EQUITIES INVESTMENT FIRM S.A	22/10/2006	
	HELLENIC AMERICAN SECURITIES S.A.	25/07/2014	
	MERIT SECURITIES S.A	20/03/2017	
	NATIONAL SECURITIES S.A.	02/01/1900	
	PIRAEUS SECURITIES S. A.	04/05/2015	
<b>OTE (CR)</b>			
	ALPHA FINANCE INVESTMENT SERVICES S.A.	09/01/2006	Main Market
	EUROBANK EQUITIES INVESTMENT FIRM S.A	22/10/2006	
	HELLENIC AMERICAN SECURITIES S.A.	25/07/2014	
	LEON DEPOLAS SECURITIES S.A.	20/04/2015	
	MERIT SECURITIES S.A	20/03/2017	
	NATIONAL SECURITIES S.A.	02/01/1900	
	PIRAEUS SECURITIES S. A.	08/09/2008	
<b>P.P.A. S.A. (CR)</b>			
	EUROBANK EQUITIES INVESTMENT FIRM S.A	06/02/2019	Main Market
<b>PAPOUTSANIS (CR)</b>			
	ALPHA FINANCE INVESTMENT SERVICES S.A.	19/11/2018	Main Market
	BETA SECURITIES S.A.	25/11/2013	
<b>PETROPOULOS PETROS (CR)</b>			
	EUROBANK EQUITIES INVESTMENT FIRM S.A	01/04/2019	Main Market
<b>PIRAEUS BANK (CR)</b>			
	ALPHA FINANCE INVESTMENT SERVICES S.A.	15/04/2019	Main Market
	EUROBANK EQUITIES INVESTMENT FIRM S.A	22/10/2006	
	EUROXX SECURITIES S.A.	15/02/2016	
	HELLENIC AMERICAN SECURITIES S.A.	25/07/2014	
	LEON DEPOLAS SECURITIES S.A.	30/11/2018	
	MERIT SECURITIES S.A	16/09/2013	
	NATIONAL SECURITIES S.A.	02/01/1900	
	PIRAEUS SECURITIES S. A.	16/02/2009	
<b>PLAISIO COMPUTERS SA (CR)</b>			
	EUROBANK EQUITIES INVESTMENT FIRM S.A	02/03/2015	Main Market
<b>PPC (CR)</b>			
	ALPHA FINANCE INVESTMENT SERVICES S.A.	09/01/2006	Main Market
	EUROBANK EQUITIES INVESTMENT FIRM S.A	22/10/2006	
	HELLENIC AMERICAN SECURITIES S.A.	01/09/2014	
	MERIT SECURITIES S.A	06/11/2017	
	NATIONAL SECURITIES S.A.	02/01/1900	
	PIRAEUS SECURITIES S. A.	28/09/2009	
<b>PROFILE SA (CR)</b>			
	PANTELAKIS SECURITIES S.A.	01/07/2019	Main Market
<b>QUEST HOLDINGS (CR)</b>			
	BETA SECURITIES S.A.	26/03/2018	Main Market
	EUROBANK EQUITIES INVESTMENT FIRM S.A	28/01/2019	
<b>SPIROY AGRICULTURE SA (CR)</b>			
	EUROBANK EQUITIES INVESTMENT FIRM S.A	02/09/2019	Main Market
<b>TERNA ENERGY (CR)</b>			
	PIRAEUS SECURITIES S. A.	09/12/2019	Main Market
<b>THRACE PLASTICS SA (CR)</b>			
	ALPHA FINANCE INVESTMENT SERVICES S.A.	26/03/2018	Main Market
	EUROBANK EQUITIES INVESTMENT FIRM S.A	26/03/2018	
<b>TITAN CEMENT (CB)</b>			
	EUROBANK EQUITIES INVESTMENT FIRM S.A	06/11/2019	Main Market
<b>VIOHALCO SA/NV (CB)</b>			
	ALPHA FINANCE INVESTMENT SERVICES S.A.	11/03/2008	Main Market
	EUROBANK EQUITIES INVESTMENT FIRM S.A	04/03/2014	
	MERIT SECURITIES S.A	17/03/2014	



Underlying Asset				Derivatives Market													
Price max	Price min	Closing price	change	Delivery Month	Open price	Price max	Price min	Last price	Closing price	Last Bid	Last Ask	Fixing price*	Life high	Life low	Trades	Volume	Open Interest
<b>FTSE/Athex Large Cap</b>																	
1,529.10	1,344.38	1,344.38	-12.08%	March 2020	1,452.00	1,452.00	1,335.00	1,335.00	1,335.00	---	---		2,373.75	---	435	1,244	7,389
				April 2020	1,420.00	1,420.00	1,330.00	1,335.00	1,335.00	---	---		2,324.00	---	63	240	425
				May 2020	---	---	---	---	1,534.50	---	---		---	---	---	---	---
				June 2020	---	---	---	---	1,537.50	---	---		---	---	---	---	---
				September 2020	---	---	---	---	1,545.25	---	---		---	---	---	---	---
				December 2020	---	---	---	---	1,553.00	---	---		---	---	---	---	---

(Trade Unit: 1 Index Point x 2E, Cash Settlement)

Derivatives notes

Fixing prices and final open positions can be retrieved from the following path <http://www.helex.gr/el/web/guest/statistics-end-of-day-derivatives>

Underlying Asset				Derivatives Market													
Price max	Price min	Closing price	change	Delivery Month	Open price	Price max	Price min	Last price	Closing price	Last Bid	Last Ask	Fixing price*	Life high	Life low	Trades	Volume	Open Interest
<b>ADMIE (IPTO) HOLDING S.A. (CR)</b> (Contract Size: 100 Securities, Physical Delivery)																	
1.864	1.772	1.772	-11.22%	March 2020	1.97	1.97	1.75	1.75	1.75	---	---	---	2.80	---	73	546	5,896
				June 2020	1.83	1.84	1.80	1.80	1.80	---	---	---	2.75	---	4	13	160
				September 2020	---	---	---	---	2.02	---	---	---	---	---	---	---	---
				December 2020	---	---	---	---	2.03	---	---	---	---	---	---	---	---
<b>ALPHA BANK (CR)</b> (Contract Size: 100 Securities, Physical Delivery)																	
0.93	0.841	0.85	-12.37%	March 2020	0.940	0.940	0.845	0.858	0.858	---	---	---	1.94	---	449	7,070	18,697
				June 2020	0.950	0.950	0.850	0.850	0.850	---	---	---	1.58	---	64	525	424
				September 2020	---	---	---	---	0.980	---	---	---	---	---	---	---	---
				December 2020	---	---	---	---	0.985	---	---	---	---	---	---	---	---
<b>ATTICA BANK S.A. (CR)</b> (Contract Size: 100 Securities, Physical Delivery)																	
0.194	0.184	0.186	-11.85%	March 2020	0.176	0.189	0.176	0.187	0.187	---	---	---	0.485	---	39	886	3,470
				June 2020	---	---	---	---	0.212	---	---	---	0.271	---	---	---	---
				September 2020	---	---	---	---	0.213	---	---	---	---	---	---	---	---
				December 2020	---	---	---	---	0.214	---	---	---	---	---	---	---	---
<b>CC HBC AG (CR)</b> (Contract Size: 100 Securities, Physical Delivery)																	
21.42	19.5	19.84	-15.07%	March 2020	20.98	21.04	19.50	19.75	19.75	---	---	---	34.45	---	50	214	464
				June 2020	---	---	---	---	23.49	---	---	---	28.10	---	---	---	1
				September 2020	---	---	---	---	23.61	---	---	---	35.15	---	---	---	1
				December 2020	---	---	---	---	23.73	---	---	---	---	---	---	---	---
<b>CENERGY HOLDINGS (CB)</b> (Contract Size: 100 Securities, Physical Delivery)																	
0.7	0.642	0.68	-7.61%	March 2020	0.615	0.669	0.615	0.650	0.650	---	---	---	1.52	---	27	483	4,014
				June 2020	0.654	0.654	0.654	0.654	0.654	---	---	---	1.01	---	1	100	37
				September 2020	---	---	---	---	0.744	---	---	---	---	---	---	---	---
				December 2020	---	---	---	---	0.748	---	---	---	---	---	---	---	---
<b>ELLAKTOR (CR)</b> (Contract Size: 100 Securities, Physical Delivery)																	
0.68	0.6	0.62	-14.72%	March 2020	0.630	0.680	0.600	0.634	0.634	---	---	---	1.97	---	218	1,617	10,862
				June 2020	0.660	0.680	0.615	0.616	0.616	---	---	---	1.52	---	26	76	697
				September 2020	---	---	---	---	0.735	---	---	---	---	---	---	---	---
				December 2020	---	---	---	---	0.738	---	---	---	---	---	---	---	---
<b>EUROBANK ERGASIAS (CR)</b> (Contract Size: 100 Securities, Physical Delivery)																	
0.445	0.395	0.395	-17.36%	March 2020	0.433	0.440	0.392	0.396	0.396	---	---	---	0.935	---	336	6,691	27,442
				June 2020	0.410	0.445	0.397	0.399	0.399	---	---	---	0.820	---	65	268	945
				September 2020	---	---	---	---	0.483	---	---	---	---	---	---	---	---
				December 2020	---	---	---	---	0.485	---	---	---	---	---	---	---	---

Derivatives notes

Fixing prices and final open positions can be retrieved from the following path <http://www.helex.gr/el/web/guest/statistics-end-of-day-derivatives>

Underlying Asset				Derivatives Market													
Price max	Price min	Closing price	change	Delivery Month	Open price	Price max	Price min	Last price	Closing price	Last Bid	Last Ask	Fixing price*	Life high	Life low	Trades	Volume	Open Interest
<b>EYDAP S.A. (CR)</b>				(Contract Size: 100 Securities, Physical Delivery)													
5.59	5.2	5.5	-1.79%	March 2020	5.21	5.50	5.21	5.48	5.48	---	---	---	7.80	---	33	83	353
				June 2020	5.31	5.31	5.31	5.31	5.31	---	---	---	6.98	---	1	1	49
				September 2020	---	---	---	---	5.66	---	---	---	---	---	---	---	---
				December 2020	---	---	---	---	5.69	---	---	---	---	---	---	---	---
<b>FOURLIS (CR)</b>				(Contract Size: 100 Securities, Physical Delivery)													
4.17	3.83	3.85	-7.45%	March 2020	3.96	3.96	3.96	3.96	3.96	---	---	---	5.96	---	3	8	65
				June 2020	---	---	---	---	4.18	---	---	---	4.36	---	---	---	1
				September 2020	---	---	---	---	4.20	---	---	---	---	---	---	---	---
				December 2020	---	---	---	---	4.23	---	---	---	---	---	---	---	---
<b>GEK TERNA (CR)</b>				(Contract Size: 100 Securities, Physical Delivery)													
4.545	4.18	4.24	-11.76%	March 2020	4.39	4.47	4.20	4.20	4.20	---	---	---	8.89	---	100	303	4,215
				June 2020	4.32	4.46	4.32	4.46	4.46	---	---	---	7.26	---	4	16	31
				September 2020	---	---	---	---	4.86	---	---	---	---	---	---	---	---
				December 2020	---	---	---	---	4.88	---	---	---	---	---	---	---	---
<b>HELLENIC EXCHANGES-A.S.E. (CR)</b>				(Contract Size: 100 Securities, Physical Delivery)													
3.035	2.885	2.91	-8.63%	March 2020	2.93	3.00	2.86	2.89	2.89	---	---	---	5.09	---	100	150	1,063
				June 2020	---	---	---	---	3.20	---	---	---	3.93	---	---	---	43
				September 2020	---	---	---	---	3.22	---	---	---	---	---	---	---	---
				December 2020	---	---	---	---	3.23	---	---	---	---	---	---	---	---
<b>HELLENIC PETROLEUM (CR)</b>				(Contract Size: 100 Securities, Physical Delivery)													
5	4.7	4.82	-7.31%	March 2020	4.70	4.98	4.60	4.60	4.60	---	---	---	8.68	---	68	428	1,962
				June 2020	4.76	4.76	4.76	4.76	4.76	---	---	---	6.80	---	1	5	23
				September 2020	---	---	---	---	5.26	---	---	---	---	---	---	---	---
				December 2020	---	---	---	---	5.28	---	---	---	---	---	---	---	---
<b>INTRACOM HOLDINGS (CR)</b>				(Contract Size: 100 Securities, Physical Delivery)													
0.363	0.31	0.3135	-13.64%	March 2020	0.337	0.337	0.310	0.310	0.310	---	---	---	1.01	---	8	145	2,658
				June 2020	---	---	---	---	0.365	---	---	---	0.546	---	---	---	39
				September 2020	---	---	---	---	0.367	---	---	---	---	---	---	---	---
				December 2020	---	---	---	---	0.369	---	---	---	---	---	---	---	---
<b>INTRALOT (CR)</b>				(Contract Size: 100 Securities, Physical Delivery)													
0.1322	0.112	0.1166	-11.80%	March 2020	0.117	0.118	0.105	0.110	0.110	---	---	---	0.415	---	20	287	3,094
				June 2020	---	---	---	---	0.133	---	---	---	0.180	---	---	---	32
				September 2020	---	---	---	---	0.134	---	---	---	---	---	---	---	---
				December 2020	---	---	---	---	0.134	---	---	---	---	---	---	---	---

Derivatives notes

Fixing prices and final open positions can be retrieved from the following path <http://www.helex.gr/el/web/guest/statistics-end-of-day-derivatives>

Underlying Asset				Derivatives Market													
Price max	Price min	Closing price	change	Delivery Month	Open price	Price max	Price min	Last price	Closing price	Last Bid	Last Ask	Fixing price*	Life high	Life low	Trades	Volume	Open Interest
<b>JUMBO SA (CR)</b>				(Contract Size: 100 Securities, Physical Delivery)													
13.67	12.6	12.7	-8.43%	March 2020	13.00	13.40	12.71	13.40	13.40	---	---	---	19.47	---	46	106	169
				June 2020	13.27	13.27	13.24	13.24	13.24	---	---	---	16.30	---	2	2	7
				September 2020	---	---	---	---	14.02	---	---	---	---	---	---	---	---
				December 2020	---	---	---	---	14.09	---	---	---	---	---	---	---	---
<b>LAMDA DEVELOPMENT SA (CR)</b>				(Contract Size: 106 Securities, Physical Delivery)													
5.64	5.14	5.33	-8.89%	March 2020	5.36	5.60	5.29	5.40	5.40	---	---	---	8.86	5.29	112	308	1,073
				June 2020	5.38	5.53	5.38	5.44	5.44	---	---	---	7.22	---	3	9	110
				September 2020	---	---	---	---	5.91	---	---	---	---	---	---	---	---
				December 2020	---	---	---	---	5.94	---	---	---	---	---	---	---	---
<b>MARFIN INVESTMENT GROUP (CR)</b>				(Contract Size: 100 Securities, Physical Delivery)													
0.063	0.055	0.057	-10.94%	March 2020	0.057	0.060	0.050	0.051	0.051	---	---	---	0.131	---	93	3,712	43,040
				June 2020	0.060	0.060	0.056	0.058	0.058	---	---	---	0.133	---	13	207	626
				September 2020	---	---	---	---	0.065	---	---	---	---	---	---	---	---
				December 2020	---	---	---	---	0.065	---	---	---	---	---	---	---	---
<b>MOTOR OIL (CR)</b>				(Contract Size: 100 Securities, Physical Delivery)													
12.5	11.81	12.2	-9.09%	March 2020	12.15	12.16	11.70	11.75	11.75	---	---	---	21.20	---	42	80	490
				June 2020	---	---	---	---	13.49	---	---	---	16.33	---	---	---	23
				September 2020	---	---	---	---	13.56	---	---	---	---	---	---	---	---
				December 2020	---	---	---	---	13.63	---	---	---	---	---	---	---	---
<b>MYTILINEOS (CR)</b>				(Contract Size: 100 Securities, Physical Delivery)													
5.375	5.1	5.32	-6.99%	March 2020	5.15	5.34	5.00	5.26	5.26	---	---	---	10.42	---	284	1,130	9,156
				June 2020	5.26	5.36	5.19	5.21	5.21	---	---	---	9.00	---	18	28	612
				September 2020	---	---	---	---	5.78	---	---	---	---	---	---	---	---
				December 2020	---	---	---	---	5.81	---	---	---	---	---	---	---	---
<b>NATIONAL BANK (CR)</b>				(Contract Size: 100 Securities, Physical Delivery)													
1.278	1.142	1.1455	-20.95%	March 2020	1.36	1.36	1.14	1.15	1.15	---	---	---	3.10	---	566	7,365	12,386
				June 2020	1.39	1.39	1.14	1.14	1.14	---	---	---	2.48	---	91	1,826	1,044
				September 2020	---	---	---	---	1.46	---	---	---	---	---	---	---	---
				December 2020	---	---	---	---	1.47	---	---	---	---	---	---	---	---
<b>OPAP (CR)</b>				(Contract Size: 100 Securities, Physical Delivery)													
8.2	7.53	7.74	-11.24%	March 2020	8.09	8.09	7.51	7.90	7.90	---	---	---	12.19	---	82	391	984
				June 2020	8.10	8.10	7.71	7.87	7.87	---	---	---	8.99	---	14	64	53
				September 2020	---	---	---	---	8.81	---	---	---	---	---	---	---	---
				December 2020	---	---	---	---	8.86	---	---	---	---	---	---	---	---

Derivatives notes

Fixing prices and final open positions can be retrieved from the following path <http://www.helex.gr/el/web/guest/statistics-end-of-day-derivatives>

Underlying Asset				Derivatives Market													
Price max	Price min	Closing price	change	Delivery Month	Open price	Price max	Price min	Last price	Closing price	Last Bid	Last Ask	Fixing price*	Life high	Life low	Trades	Volume	Open Interest
<b>OTE (CR)</b>																	
(Contract Size: 100 Securities, Physical Delivery)																	
11	9.99	9.99	-10.72%	March 2020	10.55	10.92	10.07	10.07	10.07	---	---	---	14.50	---	156	457	2,252
				June 2020	10.55	10.92	10.06	10.10	10.10	---	---	---	12.80	---	10	15	21
				September 2020	---	---	---	---	11.31	---	---	---	---	---	---	---	---
				December 2020	---	---	---	---	11.37	---	---	---	---	---	---	---	---
<b>P.P.A. S.A. (CR)</b>																	
(Contract Size: 100 Securities, Physical Delivery)																	
15.4	14.4	14.68	-7.90%	March 2020	---	---	---	---	15.95	---	---	---	23.08	---	---	---	199
				June 2020	15.40	15.40	14.67	14.67	14.67	---	---	---	19.60	---	7	137	280
				September 2020	---	---	---	---	16.11	---	---	---	---	---	---	---	---
				December 2020	---	---	---	---	16.19	---	---	---	---	---	---	---	---
<b>PIRAEUS BANK (CR)</b>																	
(Contract Size: 100 Securities, Physical Delivery)																	
1.24	1.11	1.15	-16.67%	March 2020	1.26	1.26	1.11	1.16	1.16	---	---	---	3.43	---	557	7,348	10,726
				June 2020	1.22	1.22	1.14	1.16	1.16	---	---	---	2.14	---	46	98	274
				September 2020	---	---	---	---	1.39	---	---	---	---	---	---	---	---
				December 2020	---	---	---	---	1.40	---	---	---	---	---	---	---	---
<b>PPC (CR)</b>																	
(Contract Size: 100 Securities, Physical Delivery)																	
1.918	1.78	1.83	-13.68%	March 2020	1.88	1.90	1.75	1.83	1.83	---	---	---	4.39	---	430	3,455	8,734
				June 2020	1.85	1.90	1.79	1.84	1.84	---	---	---	3.85	---	53	187	1,073
				September 2020	---	---	---	---	2.14	---	---	---	---	---	---	---	---
				December 2020	---	---	---	---	2.15	---	---	---	---	---	---	---	---
<b>TERNA ENERGY (CR)</b>																	
(Contract Size: 102 Securities, Physical Delivery)																	
6.65	6.31	6.39	-8.45%	March 2020	6.40	6.65	6.33	6.39	6.39	---	---	---	8.32	6.33	51	143	1,978
				June 2020	---	---	---	---	7.02	---	---	---	7.01	---	---	---	852
				September 2020	---	---	---	---	7.05	---	---	---	---	---	---	---	---
				December 2020	---	---	---	---	7.09	---	---	---	---	---	---	---	---
<b>TITAN CEMENT (CB)</b>																	
(Contract Size: 100 Securities, Physical Delivery)																	
10.64	9.49	9.93	0.10%	March 2020	9.30	10.30	9.30	10.30	10.30	---	---	---	19.50	---	23	50	186
				June 2020	---	---	---	---	9.98	---	---	---	16.40	---	---	---	61
				September 2020	---	---	---	---	10.03	---	---	---	---	---	---	---	---
				December 2020	---	---	---	---	10.08	---	---	---	---	---	---	---	---
<b>VIOHALCO SA/NV (CB)</b>																	
(Contract Size: 100 Securities, Physical Delivery)																	
1.996	1.718	1.74	-18.88%	March 2020	1.98	1.98	1.73	1.74	1.74	---	---	---	4.00	---	35	187	3,255
				June 2020	1.95	1.95	1.75	1.75	1.75	---	---	---	2.32	---	9	85	54
				September 2020	---	---	---	---	2.17	---	---	---	---	---	---	---	---
				December 2020	---	---	---	---	2.18	---	---	---	---	---	---	---	---

Derivatives notes

Fixing prices and final open positions can be retrieved from the following path <http://www.helex.gr/el/web/guest/statistics-end-of-day-derivatives>

## FTSE/Athex Large Cap

(Trade Unit: 1 Index Point x 2€ - Exercise Style: European, Cash Settlement)

Exercise Price	Call Options														Put Options																		
	March 2020							April 2020							Other Months		March 2020							April 2020							Other Months		Exercise Price
	Open price	Price max	Price min	Last price	Closing price	Volume	Open Interest	Open price	Price max	Price min	Last price	Closing price	Volume	Open Interest	Volume	Open Interest	Open price	Price max	Price min	Last price	Closing price	Volume	Open Interest	Open price	Price max	Price min	Last price	Closing price	Volume	Open Interest	Volume	Open Interest	
1,400	30.00	30.00	30.00	30.00	30.00	1	-	0.00	0.00	0.00	-	154.00	-	-			50.00	30.00	50.00	50.00	50.00	1	-	0.00	0.00	0.00	-	36.50	-	-			
1,425	0.00	0.00	0.00	-	111.00	-	-	0.00	0.00	0.00	-	138.00	-	-			0.00	0.00	0.00	-	11.00	-	-	0.00	0.00	0.00	-	45.00	-	-			1,425
1,450	0.00	0.00	0.00	-	91.50	-	-	0.00	0.00	0.00	-	122.00	-	-			0.00	0.00	0.00	-	16.75	-	-	121.00	121.00	121.00	121.00	121.00	5	5			1,450
1,475	0.00	0.00	0.00	-	74.00	-	-	0.00	0.00	0.00	-	108.00	-	-			0.00	0.00	0.00	-	24.25	-	-	0.00	0.00	0.00	-	65.00	-	-			1,475
1,500	0.00	0.00	0.00	-	59.00	-	-	0.00	0.00	0.00	-	94.50	-	-			0.00	0.00	0.00	-	33.75	-	-	0.00	0.00	0.00	-	76.50	-	-			1,500
1,525	0.00	0.00	0.00	-	45.50	-	-	0.00	0.00	0.00	-	82.50	-	20			145.00	0.00	145.00	180.00	180.00	16	21	0.00	0.00	0.00	-	89.50	-	-			1,525
1,550	0.00	0.00	0.00	-	34.50	-	5	40.00	40.00	40.00	40.00	40.00	1	-			0.00	0.00	0.00	-	59.50	-	34	0.00	0.00	0.00	-	104.00	-	-			1,550
1,575	3.70	3.70	3.70	3.70	3.70	50	1	0.00	0.00	0.00	-	62.00	-	-			0.00	3.70	0.00	-	75.50	-	2	0.00	0.00	0.00	-	119.00	-	20			1,575
1,600	0.00	0.00	0.00	-	18.50	-	1	0.00	0.00	0.00	-	53.00	-	-			0.00	0.00	0.00	-	93.50	-	44	0.00	0.00	0.00	-	135.00	-	20			1,600
1,625	0.00	0.00	0.00	-	13.00	-	30	0.00	0.00	0.00	-	45.50	-	3			0.00	0.00	0.00	-	113.00	-	40	0.00	0.00	0.00	-	152.00	-	1			1,625
1,650	0.00	0.00	0.00	-	9.00	-	46	0.00	0.00	0.00	-	38.75	-	7			0.00	0.00	0.00	-	134.00	-	20	0.00	0.00	0.00	-	170.00	-	20			1,650
1,675	0.00	0.00	0.00	-	6.00	-	-	0.00	0.00	0.00	-	32.75	-	1			0.00	0.00	0.00	-	156.00	-	-	0.00	0.00	0.00	-	189.00	-	-			1,675
1,700	0.00	0.00	0.00	-	4.00	-	10	0.00	0.00	0.00	-	27.50	-	1			0.00	0.00	0.00	-	179.00	-	-	0.00	0.00	0.00	-	209.00	-	-			1,700
1,725	0.00	0.00	0.00	-	2.50	-	-	0.00	0.00	0.00	-	23.00	-	-			0.00	0.00	0.00	-	202.00	-	-	0.00	0.00	0.00	-	230.00	-	-			1,725
1,750	0.00	0.00	0.00	-	1.60	-	22	0.00	0.00	0.00	-	19.25	-	1			0.00	0.00	0.00	-	226.00	-	1	0.00	0.00	0.00	-	251.00	-	20			1,750
1,775	0.00	0.00	0.00	-	0.98	-	56	0.00	0.00	0.00	-	16.00	-	-			0.00	0.00	0.00	-	251.00	-	4	0.00	0.00	0.00	-	272.00	-	-			1,775
1,800	0.00	0.00	0.00	-	0.59	-	10	0.00	0.00	0.00	-	13.25	-	10			0.00	0.00	0.00	-	275.00	-	3	0.00	0.00	0.00	-	295.00	-	-			1,800
1,825	0.00	0.00	0.00	-	0.34	-	52	0.00	0.00	0.00	-	10.75	-	-			0.00	0.00	0.00	-	300.00	-	20	0.00	0.00	0.00	-	317.00	-	40			1,825
1,850	0.00	0.00	0.00	-	0.20	-	20	0.00	0.00	0.00	-	8.90	-	60			0.00	0.00	0.00	-	325.00	-	2	0.00	0.00	0.00	-	340.00	-	-			1,850
1,875	0.00	0.00	0.00	-	0.11	-	20	0.00	0.00	0.00	-	7.20	-	20			0.00	0.00	0.00	-	350.00	-	5	0.00	0.00	0.00	-	364.00	-	-			1,875
1,900	0.00	0.00	0.00	-	0.06	-	29	0.00	0.00	0.00	-	5.90	-	40			0.00	0.00	0.00	-	375.00	-	15	0.00	0.00	0.00	-	387.00	-	41			1,900
1,925	0.00	0.00	0.00	-	0.03	-	21	0.00	0.00	0.00	-	4.70	-	40			0.00	0.00	0.00	-	400.00	-	20	0.00	0.00	0.00	-	411.00	-	-			1,925
1,950	0.00	0.00	0.00	-	0.02	-	11	0.00	0.00	0.00	-	3.80	-	40			0.00	0.00	0.00	-	425.00	-	20	0.00	0.00	0.00	-	435.00	-	40			1,950
1,975	0.00	0.00	0.00	-	0.01	-	8	0.00	0.00	0.00	-	3.10	-	60			0.00	0.00	0.00	-	450.00	-	44	0.00	0.00	0.00	-	459.00	-	60			1,975
2,000	0.00	0.00	0.00	-	0.01	-	121	0.00	0.00	0.00	-	2.50	-	80			0.00	0.00	0.00	-	475.00	-	40	0.00	0.00	0.00	-	483.00	-	20			2,000
2,050	0.00	0.00	0.00	-	0.01	-	110	0.00	0.00	0.00	-	1.60	-	61			0.00	0.00	0.00	-	525.00	-	20	0.00	0.00	0.00	-	532.00	-	-			2,050
2,100	0.00	0.00	0.00	-	0.01	-	93	0.00	0.00	0.00	-	0.97	-	40			0.00	0.00	0.00	-	575.00	-	31	0.00	0.00	0.00	-	582.00	-	21			2,100
2,150	0.00	0.00	0.00	-	0.01	-	102	0.00	0.00	0.00	-	0.60	-	-			0.00	0.00	0.00	-	625.00	-	20	0.00	0.00	0.00	-	631.00	-	20			2,150
2,200	0.00	0.00	0.00	-	0.01	-	120	0.00	0.00	0.00	-	0.37	-	-			0.00	0.00	0.00	-	675.00	-	116	0.00	0.00	0.00	-	681.00	-	20			2,200
2,250	0.00	0.00	0.00	-	0.01	-	137	0.00	0.00	0.00	-	0.22	-	-			0.00	0.00	0.00	-	725.00	-	25	0.00	0.00	0.00	-	731.00	-	-			2,250
2,300	0.00	0.00	0.00	-	0.01	-	37	0.00	0.00	0.00	-	0.13	-	-			0.00	0.00	0.00	-	775.00	-	122	0.00	0.00	0.00	-	781.00	-	-			2,300
2,350	0.00	0.00	0.00	-	0.01	-	228	0.00	0.00	0.00	-	0.08	-	-			0.00	0.00	0.00	-	825.00	-	20	0.00	0.00	0.00	-	830.00	-	-			2,350
2,400	0.00	0.00	0.00	-	0.01	-	42	0.00	0.00	0.00	-	0.05	-	-			0.00	0.00	0.00	-	875.00	-	22	0.00	0.00	0.00	-	880.00	-	-			2,400
2,450	0.00	0.00	0.00	-	0.01	-	20	0.00	0.00	0.00	-	0.03	-	-			0.00	0.00	0.00	-	925.00	-	-	0.00	0.00	0.00	-	930.00	-	-			2,450
2,500	0.00	0.00	0.00	-	0.01	-	-	0.00	0.00	0.00	-	0.02	-	-			0.00	0.00	0.00	-	975.00	-	-	0.00	0.00	0.00	-	980.00	-	-			2,500
2,550	0.00	0.00	0.00	-	0.01	-	-	0.00	0.00	0.00	-	0.01	-	-			0.00	0.00	0.00	-	1,024.00	-	-	0.00	0.00	0.00	-	1,030.00	-	-			2,550

## FTSE/Athex Large Cap

(Trade Unit: 1 Index Point x 2€ - Exercise Style: European, Cash Settlement)

Exercise Price	Call Options														Put Options										Exercise Price								
	March 2020							April 2020							Other Months		March 2020					April 2020					Other Months						
	Open price	Price max	Price min	Last price	Closing price	Volume	Open Interest	Open price	Price max	Price min	Last price	Closing price	Volume	Open Interest	Volume	Open Interest	Open price	Price max	Price min	Last price	Closing price	Volume	Open Interest	Open price		Price max	Price min	Last price	Closing price	Volume	Open Interest	Volume	Open Interest
2,600	0.00	0.00	0.00	-	0.01	-	-	0.00	0.00	0.00	-	0.01	-	-			0.00	0.00	0.00	-	1,074.00	-	-	0.00	0.00	0.00	-	1,080.00	-	-			2,600
Totals:						51	1,352						1	484	0	0						17	711					5	348	0	0		
Number of Trades:							2						1		0							5						1		0			

ALPHA BANK (CR)

(Contract Size: 100 Securities, Exercise Style: American, Physical Delivery)

Call Options														Put Options																		
March 2020							April 2020							Other Months		March 2020							April 2020							Other Months		Exercise Price
Open price	Price max	Price min	Last price	Closing price	Volume	Open Interest	Open price	Price max	Price min	Last price	Closing price	Volume	Open Interest	Volume	Open Interest	Open price	Price max	Price min	Last price	Closing price	Volume	Open Interest	Open price	Price max	Price min	Last price	Closing price	Volume	Open Interest	Volume	Open Interest	
0.650	0.000	0.000	0.000	0.320	-	-	0.000	0.000	0.000	0.321	-	-				0.000	0.000	0.000	0.001	-	-	0.000	0.000	0.000	0.001	-	-				0.007	
0.700	0.000	0.000	0.000	0.270	-	-	0.000	0.000	0.000	0.272	-	-				0.000	0.000	0.000	0.001	-	-	0.000	0.000	0.000	0.001	-	-				0.007	
0.750	0.000	0.000	0.000	0.221	-	-	0.000	0.000	0.000	0.224	-	-				0.000	0.000	0.000	0.001	-	-	0.000	0.000	0.000	0.002	-	-				0.008	
0.800	0.000	0.000	0.000	0.173	-	-	0.000	0.000	0.000	0.178	-	-				0.000	0.000	0.000	0.003	-	-	0.000	0.000	0.000	0.006	-	-				0.008	
0.850	0.000	0.000	0.000	0.128	-	-	0.000	0.000	0.000	0.135	-	-				0.000	0.000	0.000	0.008	-	-	0.000	0.000	0.000	0.014	-	-				0.009	
0.900	0.000	0.000	0.000	0.089	-	-	0.000	0.000	0.000	0.099	-	-				0.000	0.000	0.000	0.019	-	-	0.000	0.000	0.000	0.027	-	-				0.009	
0.950	0.000	0.000	0.000	0.058	-	-	0.000	0.000	0.000	0.069	-	-				0.000	0.000	0.000	0.038	-	-	0.000	0.000	0.000	0.047	-	-				0.010	
1.000	0.000	0.000	0.000	0.035	-	-	0.070	0.070	0.070	0.070	0.070	30	-			0.000	0.000	0.000	0.064	-	-	0.000	0.000	0.000	0.074	-	-				0.010	
1.100	0.000	0.000	0.000	0.010	-	10	0.000	0.000	0.000	0.018	-	-				0.000	0.000	0.000	0.140	-	-	0.000	0.000	0.000	0.146	-	-				0.011	
1.200	0.000	0.000	0.000	0.002	-	-	0.000	0.000	0.000	0.006	-	-				0.000	0.000	0.000	0.232	-	-	0.000	0.000	0.000	0.234	-	-				0.012	
1.300	0.000	0.000	0.000	0.002	-	-	0.000	0.000	0.000	0.002	-	-				0.000	0.000	0.000	0.330	-	-	0.000	0.000	0.000	0.331	-	-				0.013	
1.400	0.000	0.000	0.000	0.001	-	-	0.000	0.000	0.000	0.002	-	-				0.000	0.000	0.000	0.430	-	-	0.000	0.000	0.000	0.430	-	-				0.014	
1.500	0.000	0.000	0.000	0.004	-	-	0.000	0.000	0.000	0.001	-	-				0.000	0.000	0.000	0.530	-	-	0.000	0.000	0.000	0.530	-	-				0.015	
1.600	0.000	0.000	0.000	0.001	-	-	0.000	0.000	0.000	0.003	-	-				0.000	0.000	0.000	0.630	-	-	0.000	0.000	0.000	0.630	-	-				0.016	
1.700	0.000	0.000	0.000	0.003	-	-	0.000	0.000	0.000	0.001	-	-				0.000	0.000	0.000	0.730	-	-	0.000	0.000	0.000	0.730	-	-				0.017	
1.800	0.000	0.000	0.000	0.001	-	40	0.000	0.000	0.000	0.001	-	10				0.000	0.000	0.000	0.830	-	-	0.000	0.000	0.000	0.830	-	-				0.018	
1.900	0.000	0.000	0.000	0.001	-	-	0.000	0.000	0.000	0.001	-	-				0.000	0.000	0.000	0.930	-	-	0.000	0.000	0.000	0.930	-	-				0.019	
2.000	0.000	0.000	0.000	0.001	-	-	0.000	0.000	0.000	0.001	-	-				0.000	0.000	0.000	1.03	-	-	0.000	0.000	0.000	1.03	-	-				0.020	
2.200	0.000	0.000	0.000	0.001	-	-	0.000	0.000	0.000	0.003	-	-				0.000	0.000	0.000	1.23	-	-	0.000	0.000	0.000	1.23	-	-				0.022	
2.400	0.000	0.000	0.000	0.002	-	-	0.000	0.000	0.000	0.001	-	-				0.000	0.000	0.000	1.43	-	-	0.000	0.000	0.000	1.43	-	-				0.024	
2.600	0.000	0.000	0.000	0.001	-	-	0.000	0.000	0.000	0.001	-	-				0.000	0.000	0.000	1.63	-	-	0.000	0.000	0.000	1.63	-	-				0.026	
2.800	0.000	0.000	0.000	0.001	-	-	0.000	0.000	0.000	0.001	-	-				0.000	0.000	0.000	1.83	-	-	0.000	0.000	0.000	1.83	-	-				0.028	
Totals:					0	50						30	10	0	0						0	0						0	10	0	0	
Number of Trades:					0						1						0						0.00						0			0



NATIONAL BANK (CR)

(Contract Size: 100 Securities, Exercise Style: American, Physical Delivery)

Call Options														Put Options																			
March 2020							April 2020							Other Months		March 2020							April 2020							Other Months		Exercise Price	
Open price	Price max	Price min	Last price	Closing price	Volume	Open Interest	Open price	Price max	Price min	Last price	Closing price	Volume	Open Interest	Volume	Open Interest	Open price	Price max	Price min	Last price	Closing price	Volume	Open Interest	Open price	Price max	Price min	Last price	Closing price	Volume	Open Interest	Volume	Open Interest		
0.950	0.000	0.000	0.000	0.500	-	-	0.000	0.000	0.000	0.502	-	-				0.000	0.000	0.000	0.001	-	-	0.000	0.000	0.000	0.001	-	-				0.010		
1.000	0.000	0.000	0.000	0.451	-	-	0.000	0.000	0.000	0.452	-	-				0.000	0.000	0.000	0.001	-	-	0.000	0.000	0.000	0.001	-	-				0.010		
1.100	0.000	0.000	0.000	0.351	-	-	0.000	0.000	0.000	0.354	-	-				0.000	0.000	0.000	0.001	-	-	0.000	0.000	0.000	0.002	-	-				0.011		
1.200	0.000	0.000	0.000	0.252	-	-	0.000	0.000	0.000	0.261	-	-				0.000	0.000	0.000	0.001	-	-	0.000	0.000	0.000	0.009	-	-				0.012		
1.300	0.000	0.000	0.000	0.160	-	-	0.000	0.000	0.000	0.179	-	-				0.000	0.000	0.000	0.009	-	-	0.000	0.000	0.000	0.026	-	-				0.013		
1.400	0.000	0.000	0.000	0.085	-	-	0.000	0.000	0.000	0.112	-	-				0.000	0.000	0.000	0.035	-	-	0.000	0.000	0.000	0.059	-	-				0.014		
1.500	0.000	0.000	0.000	0.037	-	-	0.000	0.000	0.000	0.065	-	-				0.000	0.000	0.000	0.086	-	-	0.000	0.000	0.000	0.112	-	-				0.015		
1.600	0.000	0.000	0.000	0.013	-	-	0.000	0.000	0.000	0.034	-	-				0.000	0.000	0.000	0.162	-	-	0.000	0.000	0.000	0.182	-	-				0.016		
1.700	0.000	0.000	0.000	0.004	-	-	0.000	0.000	0.000	0.017	-	-				0.000	0.000	0.000	0.253	-	-	0.000	0.000	0.000	0.264	-	-				0.017		
1.800	0.000	0.000	0.000	0.001	-	-	0.000	0.000	0.000	0.007	-	-				0.000	0.000	0.000	0.350	-	-	0.000	0.000	0.000	0.355	-	-				0.018		
1.900	0.000	0.000	0.000	0.002	-	-	0.000	0.000	0.000	0.003	-	1				0.000	0.000	0.000	0.450	-	-	0.700	0.700	0.700	0.700	0.700	10	10			0.019		
2.000	0.000	0.000	0.000	0.008	-	-	0.000	0.000	0.000	0.001	-	-				0.000	0.000	0.000	0.550	-	-	0.000	0.000	0.000	0.550	-	-				0.020		
2.200	0.000	0.000	0.000	0.001	-	-	0.000	0.000	0.000	0.001	-	-				0.000	0.000	0.000	0.750	-	-	0.000	0.000	0.000	0.750	-	-				0.022		
2.400	0.000	0.000	0.000	0.001	-	-	0.000	0.000	0.000	0.001	-	1				0.000	0.000	0.000	0.950	-	3	0.000	0.000	0.000	0.950	-	-				0.024		
2.600	0.000	0.000	0.000	0.002	-	-	0.000	0.000	0.000	0.001	-	50				0.000	0.000	0.000	1.15	-	-	0.000	0.000	0.000	1.15	-	-				0.026		
2.800	0.000	0.000	0.000	0.001	-	-	0.000	0.000	0.000	0.001	-	10				0.000	0.000	0.000	1.35	-	5	0.000	0.000	0.000	1.35	-	-				0.028		
3.000	0.000	0.000	0.000	0.001	-	16	0.000	0.000	0.000	0.001	-	-				0.000	0.000	0.000	1.55	-	-	0.000	0.000	0.000	1.55	-	-				0.030		
3.200	0.000	0.000	0.000	0.002	-	-	0.000	0.000	0.000	0.001	-	-				0.000	0.000	0.000	1.75	-	-	0.000	0.000	0.000	1.75	-	-				0.032		
3.400	0.000	0.000	0.000	0.001	-	-	0.000	0.000	0.000	0.001	-	-				0.000	0.000	0.000	1.95	-	-	0.000	0.000	0.000	1.95	-	-				0.034		
3.600	0.000	0.000	0.000	0.002	-	-	0.000	0.000	0.000	0.001	-	-				0.000	0.000	0.000	2.15	-	-	0.000	0.000	0.000	2.15	-	-				0.036		
3.800	0.000	0.000	0.000	0.001	-	-	0.000	0.000	0.000	0.001	-	-				0.000	0.000	0.000	2.35	-	-	0.000	0.000	0.000	2.35	-	-				0.038		
4.000	0.000	0.000	0.000	0.001	-	-	0.000	0.000	0.000	0.001	-	-				0.000	0.000	0.000	2.55	-	-	0.000	0.000	0.000	2.55	-	-				0.040		
4.400	0.000	0.000	0.000	0.001	-	-					-	-				0.000	0.000	0.000	2.95	-	-					-	-				0.044		
Totals:					0	16						0	62	0	0							0	8							10	19	0	279
Number of Trades:					0							0	0	0								0.00							1		0		

OPAP (CR)

(Contract Size: 100 Securities, Exercise Style: American, Physical Delivery)

Call Options															Put Options																			
March 2020							April 2020							Other Months		March 2020						April 2020						Other Months		Exercise Price				
Open price	Price max	Price min	Last price	Closing price	Volume	Open Interest	Open price	Price max	Price min	Last price	Closing price	Volume	Open Interest	Volume	Open Interest	Open price	Price max	Price min	Last price	Closing price	Volume	Open Interest	Open price	Price max	Price min	Last price	Closing price	Volume	Open Interest		Volume	Open Interest		
6.400	0.000	0.000	0.000	2.32	-	-	0.000	0.000	0.000	2.33	-	-				0.000	0.000	0.000	0.001	-	-				0.000	0.000	0.000	0.001	-	-				0.064
6.800	0.000	0.000	0.000	1.92	-	-	0.000	0.000	0.000	1.94	-	-				0.000	0.000	0.000	0.001	-	-				0.000	0.000	0.000	0.004	-	-				0.068
7.200	0.000	0.000	0.000	1.52	-	-	0.000	0.000	0.000	1.55	-	-				0.000	0.000	0.000	0.001	-	-				0.000	0.000	0.000	0.016	-	-				0.072
7.600	0.000	0.000	0.000	1.13	-	-	0.000	0.000	0.000	1.18	-	-				0.000	0.000	0.000	0.001	-	-				0.000	0.000	0.000	0.049	-	-				0.076
8.000	0.000	0.000	0.000	0.738	-	-	0.000	0.000	0.000	0.855	-	-				0.000	0.000	0.000	0.014	-	-				0.000	0.000	0.000	0.120	-	-				0.080
8.400	0.000	0.000	0.000	0.401	-	-	0.000	0.000	0.000	0.579	-	-				0.000	0.000	0.000	0.076	-	-				0.000	0.000	0.000	0.242	-	-				0.084
8.800	0.000	0.000	0.000	0.167	-	-	0.000	0.000	0.000	0.367	-	-				0.000	0.000	0.000	0.243	-	-				0.000	0.000	0.000	0.431	-	-				0.088
9.200	0.000	0.000	0.000	0.050	-	-	0.000	0.000	0.000	0.217	-	10				0.000	0.000	0.000	0.527	-	-				0.000	0.000	0.000	0.681	-	-				0.092
9.600	0.000	0.000	0.000	0.010	-	-	0.000	0.000	0.000	0.117	-	5				0.000	0.000	0.000	0.888	-	5				0.000	0.000	0.000	0.981	-	-				0.096
10.000	0.000	0.000	0.000	0.002	-	5	0.000	0.000	0.000	0.061	-	5				0.000	0.000	0.000	1.28	-	5				0.000	0.000	0.000	1.33	-	-				0.100
11.000	0.000	0.000	0.000	0.001	-	22	0.000	0.000	0.000	0.008	-	89				0.000	0.000	0.000	2.28	-	10				0.000	0.000	0.000	2.28	-	-				0.110
12.000	0.000	0.000	0.000	0.001	-	8	0.000	0.000	0.000	0.001	-	22				0.000	0.000	0.000	3.28	-	2				0.000	0.000	0.000	3.28	-	-				0.120
13.000	0.000	0.000	0.000	0.002	-	-	0.000	0.000	0.000	0.001	-	-				0.000	0.000	0.000	4.28	-	-				0.000	0.000	0.000	4.28	-	-				0.130
14.000	0.000	0.000	0.000	0.002	-	-	0.000	0.000	0.000	0.001	-	-				0.000	0.000	0.000	5.28	-	-				0.000	0.000	0.000	5.28	-	-				0.140
15.000	0.000	0.000	0.000	0.001	-	-	0.000	0.000	0.000	0.003	-	-				0.000	0.000	0.000	6.28	-	-				0.000	0.000	0.000	6.28	-	-				0.150
16.000	0.000	0.000	0.000	0.009	-	-	0.000	0.000	0.000	0.001	-	-				0.000	0.000	0.000	7.28	-	-				0.000	0.000	0.000	7.28	-	-				0.160
17.000	0.000	0.000	0.000	0.002	-	-	0.000	0.000	0.000	0.001	-	-				0.000	0.000	0.000	8.28	-	-				0.000	0.000	0.000	8.28	-	-				0.170
Totals:					0	35					0	131	0	0					0	22								0	68	0	0			
Number of Trades:					0						0		0						0.00									0		0				

OTE (CR)

(Contract Size: 100 Securities, Exercise Style: American, Physical Delivery)

Exercise Price	Call Options														Put Options														Exercise Price					
	March 2020						April 2020						Other Months		March 2020						April 2020						Other Months							
	Open price	Price max	Price min	Last price	Closing price	Volume	Open Interest	Open price	Price max	Price min	Last price	Closing price	Volume	Open Interest	Volume	Open Interest	Open price	Price max	Price min	Last price	Closing price	Volume	Open Interest	Open price	Price max	Price min	Last price	Closing price		Volume	Open Interest	Volume	Open Interest	
8.400	0.000	0.000	0.000	2.79	-	-	0.000	0.000	0.000	2.81	-	-				0.000	0.000	0.000	0.001	-	-				0.000	0.000	0.000	0.001	-	-				0.084
8.800	0.000	0.000	0.000	2.39	-	-	0.000	0.000	0.000	2.41	-	-				0.000	0.000	0.000	0.001	-	-				0.000	0.000	0.000	0.004	-	-				0.088
9.200	0.000	0.000	0.000	1.99	-	-	0.000	0.000	0.000	2.02	-	-				0.000	0.000	0.000	0.001	-	-				0.000	0.000	0.000	0.014	-	-				0.092
9.600	0.000	0.000	0.000	1.60	-	-	0.000	0.000	0.000	1.64	-	-				0.000	0.000	0.000	0.001	-	-				0.000	0.000	0.000	0.035	-	-				0.096
10.000	0.000	0.000	0.000	1.20	-	-	0.000	0.000	0.000	1.29	-	-				0.000	0.000	0.000	0.009	-	-				0.000	0.000	0.000	0.083	-	-				0.100
11.000	0.000	0.000	0.000	0.384	-	-	0.000	0.000	0.000	0.589	-	-				0.000	0.000	0.000	0.189	-	-				0.000	0.000	0.000	0.378	-	-				0.110
12.000	0.000	0.000	0.000	0.048	-	15	0.000	0.000	0.000	0.199	-	20				0.000	0.000	0.000	0.853	-	-				0.000	0.000	0.000	0.988	-	-				0.120
13.000	0.000	0.000	0.000	0.002	-	16	0.000	0.000	0.000	0.048	-	25				0.000	0.000	0.000	1.81	-	-				0.000	0.000	0.000	1.84	-	-				0.130
14.000	0.000	0.000	0.000	0.001	-	60	0.000	0.000	0.000	0.009	-	21				0.000	0.000	0.000	2.81	-	-				0.000	0.000	0.000	2.81	-	-				0.140
15.000	0.000	0.000	0.000	0.002	-	-	0.000	0.000	0.000	0.001	-	-				0.000	0.000	0.000	3.81	-	-				0.000	0.000	0.000	3.81	-	-				0.150
16.000	0.000	0.000	0.000	0.001	-	-	0.000	0.000	0.000	0.001	-	-				0.000	0.000	0.000	4.81	-	-				0.000	0.000	0.000	4.81	-	-				0.160
17.000	0.000	0.000	0.000	0.001	-	-	0.000	0.000	0.000	0.001	-	-				0.000	0.000	0.000	5.81	-	-				0.000	0.000	0.000	5.81	-	-				0.170
18.000	0.000	0.000	0.000	0.001	-	-	0.000	0.000	0.000	0.001	-	-				0.000	0.000	0.000	6.81	-	-				0.000	0.000	0.000	6.81	-	-				0.180
19.000	0.000	0.000	0.000	0.001	-	-	0.000	0.000	0.000	0.001	-	-				0.000	0.000	0.000	7.81	-	-				0.000	0.000	0.000	7.81	-	-				0.190
Totals:					0	91					0	66	0	0					0	0							0	42	0	0				
Number of Trades:					0						0		0						0.00								0		0					

PIRAEUS BANK (CR)

(Contract Size: 100 Securities, Exercise Style: American, Physical Delivery)

Call Options															Put Options																		
Exercise Price	March 2020						April 2020						Other Months			March 2020						April 2020						Other Months			Exercise Price		
	Open price	Price max	Price min	Last price	Closing price	Volume	Open Interest	Open price	Price max	Price min	Last price	Closing price	Volume	Open Interest	Volume	Open Interest	Open price	Price max	Price min	Last price	Closing price	Volume	Open Interest	Open price	Price max	Price min	Last price	Closing price	Volume	Open Interest		Volume	Open Interest
0.850	0.000	0.000	0.000		0.530	-	-										0.000	0.000	0.000		0.001	-	-										0.009
0.900	0.000	0.000	0.000		0.480	-	-										0.000	0.000	0.000		0.001	-	-										0.009
0.950	0.000	0.000	0.000		0.430	-	-	0.000	0.000	0.000		0.432	-	-			0.000	0.000	0.000		0.002	-	-	0.000	0.000	0.000		0.001	-	-		0.010	
1.000	0.000	0.000	0.000		0.381	-	-	0.000	0.000	0.000		0.383	-	-			0.000	0.000	0.000		0.002	-	-	0.000	0.000	0.000		0.001	-	-		0.010	
1.100	0.000	0.000	0.000		0.282	-	-	0.000	0.000	0.000		0.289	-	-			0.000	0.000	0.000		0.002	-	-	0.000	0.000	0.000		0.007	-	-		0.011	
1.200	0.000	0.000	0.000		0.189	-	-	0.000	0.000	0.000		0.204	-	-			0.000	0.000	0.000		0.009	-	-	0.000	0.000	0.000		0.022	-	-		0.012	
1.300	0.000	0.000	0.000		0.112	-	-	0.000	0.000	0.000		0.134	-	-			0.000	0.000	0.000		0.031	-	-	0.000	0.000	0.000		0.052	-	-		0.013	
1.400	0.000	0.000	0.000		0.057	-	-	0.000	0.000	0.000		0.082	-	-			0.210	0.210	0.210	0.210	0.210	10	10	0.000	0.000	0.000		0.099	-	-		0.014	
1.500	0.000	0.000	0.000		0.025	-	-	0.000	0.000	0.000		0.046	-	-			0.000	0.000	0.000		0.144	-	-	0.340	0.340	0.340	0.340	0.340	10	20		0.015	
1.600	0.000	0.000	0.000		0.009	-	-	0.000	0.000	0.000		0.024	-	-			0.000	0.000	0.000		0.229	-	-	0.000	0.000	0.000		0.242	-	-		0.016	
1.700	0.000	0.000	0.000		0.003	-	-	0.000	0.000	0.000		0.012	-	-			0.000	0.000	0.000		0.322	-	-	0.000	0.000	0.000		0.330	-	-		0.017	
1.800	0.000	0.000	0.000		0.001	-	-	0.000	0.000	0.000		0.005	-	-			0.000	0.000	0.000		0.420	-	-	0.000	0.000	0.000		0.423	-	-		0.018	
1.900	0.000	0.000	0.000		0.001	-	-	0.000	0.000	0.000		0.002	-	-			0.000	0.000	0.000		0.520	-	-	0.000	0.000	0.000		0.521	-	-		0.019	
2.000	0.000	0.000	0.000		0.012	-	-	0.000	0.000	0.000		0.001	-	-			0.000	0.000	0.000		0.620	-	-	0.000	0.000	0.000		0.620	-	-		0.020	
2.200	0.000	0.000	0.000		0.001	-	12	0.000	0.000	0.000		0.001	-	-			0.000	0.000	0.000		0.820	-	-	0.000	0.000	0.000		0.820	-	-		0.022	
2.400	0.000	0.000	0.000		0.001	-	-	0.000	0.000	0.000		0.003	-	-			0.000	0.000	0.000		1.02	-	-	0.000	0.000	0.000		1.02	-	-		0.024	
2.600	0.000	0.000	0.000		0.001	-	-	0.000	0.000	0.000		0.001	-	-			0.000	0.000	0.000		1.22	-	-	0.000	0.000	0.000		1.22	-	-		0.026	
2.800	0.000	0.000	0.000		0.001	-	-	0.000	0.000	0.000		0.002	-	-			0.000	0.000	0.000		1.42	-	-	0.000	0.000	0.000		1.42	-	-		0.028	
3.000	0.000	0.000	0.000		0.003	-	-	0.000	0.000	0.000		0.001	-	-			0.000	0.000	0.000		1.62	-	-	0.000	0.000	0.000		1.62	-	-		0.030	
3.200	0.000	0.000	0.000		0.001	-	10	0.000	0.000	0.000		0.010	-	-			0.000	0.000	0.000		1.82	-	-	0.000	0.000	0.000		1.82	-	-		0.032	
3.400	0.000	0.000	0.000		0.001	-	12	0.000	0.000	0.000		0.004	-	-			0.000	0.000	0.000		2.02	-	-	0.000	0.000	0.000		2.02	-	-		0.034	
3.600	0.000	0.000	0.000		0.001	-	-	0.000	0.000	0.000		0.002	-	-			0.000	0.000	0.000		2.22	-	-	0.000	0.000	0.000		2.22	-	-		0.036	
3.800	0.000	0.000	0.000		0.001	-	-	0.000	0.000	0.000		0.001	-	-			0.000	0.000	0.000		2.42	-	-	0.000	0.000	0.000		2.42	-	-		0.038	
4.000	0.000	0.000	0.000		0.002	-	-	0.000	0.000	0.000		0.001	-	-			0.000	0.000	0.000		2.62	-	-	0.000	0.000	0.000		2.62	-	-		0.040	
4.400	0.000	0.000	0.000		0.001	-	-	0.000	0.000	0.000		0.001	-	-			0.000	0.000	0.000		3.02	-	-	0.000	0.000	0.000		3.02	-	-		0.044	
4.800	0.000	0.000	0.000		0.001	-	-	0.000	0.000	0.000		0.001	-	-			0.000	0.000	0.000		3.42	-	-	0.000	0.000	0.000		3.42	-	-		0.048	
Totals:						0	34					0	0	0	0						0	10					10	301	0	0			
Number of Trades:						0						0		0							1.00						1		0				

PPC (CR)

(Contract Size: 100 Securities, Exercise Style: American, Physical Delivery)

Exercise Price	Call Options														Put Options																																																							
	March 2020						April 2020						Other Months		March 2020						April 2020						Other Months		Exercise Price																																									
	Open price	Price max	Price min	Last price	Closing price	Volume	Open Interest	Open price	Price max	Price min	Last price	Closing price	Volume	Open Interest	Volume	Open Interest	Open price	Price max	Price min	Last price	Closing price	Volume	Open Interest	Open price	Price max	Price min	Last price	Closing price		Volume	Open Interest	Volume	Open Interest																																					
0.900	0.000	0.000	0.000	1.22	-	-										0.000	0.000	0.000	0.001	-	-												0.009																																					
0.950	0.000	0.000	0.000	1.17	-	-										0.000	0.000	0.000	0.001	-	-											0.010																																						
1.000	0.000	0.000	0.000	1.12	-	-										0.000	0.000	0.000	0.001	-	-											0.010																																						
1.100	0.000	0.000	0.000	1.02	-	-										0.000	0.000	0.000	0.001	-	-											0.011																																						
1.200	0.000	0.000	0.000	0.921	-	-										0.000	0.000	0.000	0.001	-	-											0.012																																						
1.300	0.000	0.000	0.000	0.821	-	-										0.000	0.000	0.000	0.001	-	-											0.013																																						
1.400	0.000	0.000	0.000	0.721	-	-										0.000	0.000	0.000	0.001	-	-											0.014																																						
1.500	0.000	0.000	0.000	0.621	-	-	0.000	0.000	0.000	0.624	-	-				0.000	0.000	0.000	0.001	-	-	0.000	0.000	0.000	0.001	-	-					0.015																																						
1.600	0.000	0.000	0.000	0.521	-	-	0.000	0.000	0.000	0.527	-	-				0.000	0.000	0.000	0.001	-	-	0.000	0.000	0.000	0.004	-	-					0.016																																						
1.700	0.000	0.000	0.000	0.422	-	-	0.000	0.000	0.000	0.433	-	-				0.000	0.000	0.000	0.002	-	-	0.000	0.000	0.000	0.010	-	-					0.017																																						
1.800	0.000	0.000	0.000	0.327	-	-	0.000	0.000	0.000	0.346	-	-				0.000	0.000	0.000	0.006	-	-	0.000	0.000	0.000	0.023	-	-					0.018																																						
1.900	0.000	0.000	0.000	0.239	-	-	0.000	0.000	0.000	0.268	-	-				0.000	0.000	0.000	0.018	-	-	0.000	0.000	0.000	0.044	-	-					0.019																																						
2.000	0.000	0.000	0.000	0.163	-	-	0.000	0.000	0.000	0.200	-	-				0.000	0.000	0.000	0.042	-	-	0.000	0.000	0.000	0.076	-	-					0.020																																						
2.200	0.000	0.000	0.000	0.060	-	-	0.000	0.000	0.000	0.100	-	-				0.000	0.000	0.000	0.139	-	-	0.000	0.000	0.000	0.176	-	-					0.022																																						
2.400	0.000	0.000	0.000	0.016	-	50	0.000	0.000	0.000	0.044	-	5				0.000	0.000	0.000	0.295	-	-	0.000	0.000	0.000	0.320	-	-					0.024																																						
2.600	0.000	0.000	0.000	0.003	-	-	0.000	0.000	0.000	0.017	-	-				0.000	0.000	0.000	0.482	-	-	0.000	0.000	0.000	0.494	-	-					0.026																																						
2.800	0.000	0.000	0.000	0.039	-	-	0.000	0.000	0.000	0.006	-	-				0.000	0.000	0.000	0.680	-	-	0.000	0.000	0.000	0.683	-	-					0.028																																						
3.000	0.000	0.000	0.000	0.001	-	25	0.000	0.000	0.000	0.002	-	2				0.000	0.000	0.000	0.880	-	-	0.000	0.000	0.000	0.880	-	-					0.030																																						
3.200	0.000	0.000	0.000	0.001	-	70	0.000	0.000	0.000	0.001	-	1				0.000	0.000	0.000	1.08	-	-	0.000	0.000	0.000	1.08	-	-					0.032																																						
3.400	0.000	0.000	0.000	0.028	-	-	0.000	0.000	0.000	0.010	-	-				0.000	0.000	0.000	1.28	-	-	0.000	0.000	0.000	1.28	-	-					0.034																																						
3.600	0.000	0.000	0.000	0.009	-	-	0.000	0.000	0.000	0.004	-	-				0.000	0.000	0.000	1.48	-	-	0.000	0.000	0.000	1.48	-	-					0.036																																						
3.800	0.000	0.000	0.000	0.002	-	-	0.000	0.000	0.000	0.001	-	-				0.000	0.000	0.000	1.68	-	-	0.000	0.000	0.000	1.68	-	-					0.038																																						
4.000	0.000	0.000	0.000	0.002	-	-	0.000	0.000	0.000	0.001	-	-				0.000	0.000	0.000	1.88	-	-	0.000	0.000	0.000	1.88	-	-					0.040																																						
4.400	0.000	0.000	0.000	0.001	-	15	0.000	0.000	0.000	0.001	-	-				0.000	0.000	0.000	2.28	-	-	0.000	0.000	0.000	2.28	-	-					0.044																																						
4.800	0.000	0.000	0.000	0.001	-	245	0.000	0.000	0.000	0.001	-	-				0.000	0.000	0.000	2.68	-	-	0.000	0.000	0.000	2.68	-	-					0.048																																						
5.200	0.000	0.000	0.000	0.002	-	-	0.000	0.000	0.000	0.002	-	-				0.000	0.000	0.000	3.08	-	-	0.000	0.000	0.000	3.08	-	-					0.052																																						
5.600	0.000	0.000	0.000	0.001	-	-	0.000	0.000	0.000	0.004	-	-				0.000	0.000	0.000	3.48	-	-	0.000	0.000	0.000	3.48	-	-					0.056																																						
6.000	0.000	0.000	0.000	0.001	-	-	0.000	0.000	0.000	0.001	-	-				0.000	0.000	0.000	3.88	-	-	0.000	0.000	0.000	3.88	-	-					0.060																																						
6.400	0.000	0.000	0.000	0.001	-	-	0.000	0.000	0.000	0.001	-	-				0.000	0.000	0.000	4.28	-	-	0.000	0.000	0.000	4.28	-	-					0.064																																						
Totals:						0							405																			0					8															0																		0
Number of Trades:						0							0																						0					0																	0													

Lending Products	Underlying Title	Multilateral Transactions[1]				Bilateral Transactions[2]		Stock Borrowing through OTC (volume)[3]	
		Open Interest[5]	Volume(Offered)	Average Weighted	Transactions volume	Average Weighted	Transactions Volume	Transactions Volume	
ADMIEBOR	ADMIE (IPTO) HOLDING S.A. (CR)	---	---	---	15,000	4.18%	---	65,676	
AEGNBOR	AEGEAN AIRLINES (CR)	4,877	---	---	---	---	---	25,211	
ALPHABOR	ALPHA BANK (CR)	85,725	---	---	---	---	25,800	38,972,083	
ALMYBOR	ALUMIL (CR)	---	---	---	---	---	---	---	
TATTBOR	ATTICA BANK S.A. (CR)	14,603	---	---	---	---	---	370	
EEEBOR	CC HBC AG (CR)	3,603	---	---	---	---	---	70,546	
CENERBOR	CENERGY HOLDINGS (CB)	30,000	---	---	23,825	5.62%	---	---	
ELLAKTORBOR	ELLAKTOR (CR)	---	---	---	10,000	3.68%	4,400	0.01%	91,898
EUROBBOR	EUROBANK ERGASIAS (CR)	379,874	---	---	69,641	6.15%	58,000	3.00%	48,001,931
EYDAPBOR	EYDAP S.A. (CR)	6,365	---	---	---	---	---	---	232,781
FFGRPBOR	FOLLI FOLLIE (CR)	---	---	---	---	---	---	---	1,120,847
FOYRKBOR	FOURLIS (CR)	7,916	---	---	---	---	---	---	4,650
GEKTERNABOR	GEK TERNA (CR)	40,482	---	---	---	---	21,900	6.50%	1,293
SARBOR	GR. SARANTIS S.A. (CR)	503	---	---	---	---	---	---	13,012
EXAEBOR	HELLENIC EXCHANGES-A.S.E. (CR)	32,150	---	---	2,600	2.65%	---	---	126,065
ELPEBOR	HELLENIC PETROLEUM (CR)	24,694	---	---	1,000	2.65%	---	---	52,163
INTRKBOR	INTRACOM HOLDINGS (CR)	---	---	---	---	---	---	---	---
INLOTBOR	INTRALOT (CR)	4,300	---	---	---	---	---	---	104,512
BELABOR	JUMBO SA (CR)	59,515	---	---	9,100	2.65%	---	---	281,612
LAMDABOR	LAMDA DEVELOPMENT SA (CR)	190	---	---	---	---	2,700	6.50%	20,000
MIGBOR	MARFIN INVESTMENT GROUP (CR)	127,165	---	---	100,000	2.85%	---	---	794,474
MOHBOR	MOTOR OIL (CR)	32,044	---	---	3,832	2.65%	---	---	21,420
MYTILBOR	MYTILINEOS (CR)	191,212	---	---	---	---	---	---	112,742
ETEBOR	NATIONAL BANK (CR)	49,213	---	---	---	---	31,700	6.50%	8,819,426
OPAPBOR	OPAP (CR)	52,492	---	---	14,500	2.65%	---	---	1,291,606
HTOBOR	OTE (CR)	53,644	---	---	---	---	8,000	6.50%	535,504
PPABOR	P.P.A. S.A. (CR)	1,650	---	---	---	---	---	---	2,901
TPEIRBOR	PIRAEUS BANK (CR)	25,099	---	---	---	---	24,500	6.50%	18,299,679
PLAISBOR	PLAISIO COMPUTERS SA (CR)	---	---	---	---	---	---	---	---
PPCBOR	PPC (CR)	3,000	---	---	50,500	4.30%	---	---	6,443,566
QUALBOR	QUALITY & RELIABILITY SA (CR)	---	---	---	---	---	---	---	---

## Stock Lending Notes

[1] - Multilateral contracts Lending or Borrowing as per Methods 8-1, 8-2 and 8-3-3 (According to ATHEX BoD Resolution No.17)

[2] - Bilateral Contracts Lending or Borrowing as per Methods 8-3-1 and 8-3-2 (According to ATHEX BoD Resolution No.20 )

[3] - The information concerning OTC Stock Borrowing Transactions is based on the statements of the Dematerialised Securities System (DSS) operators involved and refers to volumes that have been registered up until the previous working day.

[4] - Average Price (Volume weighted)

[5] - The Data concerning Open Interest before the start of trading session

Lending Products	Underlying Title	Open Interest[5]	Multilateral Transactions[1]				Bilateral Transactions[2]		Stock Borrowing through OTC (volume)[3]
			Volume(Offered)	Average Weighted	Transactions volume	Average Weighted	Transactions Volume	Average Weighted	Transactions Volume
TENERGYBOR	TERNA ENERGY (CR)	2,250	---	---	13,800	4.02%	---	---	12,895
TITCBOR	TITAN CEMENT (CB)	4,270	---	---	400	2.65%	---	---	41,501
VIOBOR	VIOHALCO SA/NV (CB)	30,463	---	---	1,400	2.65%	---	---	---

## Stock Lending Notes

[1] - Multilateral contracts Lending or Borrowing as per Methods 8-1, 8-2 and 8-3-3 (According to ATHEX BoD Resolution No.17)

[2] - Bilateral Contracts Lending or Borrowing as per Methods 8-3-1 and 8-3-2 (According to ATHEX BoD Resolution No.20 )

[3] - The information concerning OTC Stock Borrowing Transactions is based on the statements of the Dematerialised Securities System (DSS) operators involved and refers to volumes that have been registered up until the previous working day.

[4] - Average Price (Volume weighted)

[5] - The Data concerning Open Interest before the start of trading session

## Sectors codification for listed companies

12003 -	ETF	10101010	Computer Services
10101015	Software	10102030	Computer Hardware
15101010	Telecommunications Equipment	15102015	Telecommunications Services
20101010	Health Care Facilities	20101025	Health Care Services
20102010	Medical Equipment	20103015	Pharmaceuticals
30101010	Banks	30202000	Diversified Financial Services
30202010	Asset Managers & Custodians	30202015	Investment Services
30302010	Full Line Insurance	30302015	Insurance Brokers
35101010	Real Estate Holding and Development	35101015	Real Estate Services
35102000	Diversified REITs	35102030	Office REITs
40201040	Rental & Leasing Services: Consumer	40202010	Home Construction
40202015	Household Furnishings	40202020	Household Appliance
40203040	Electronic Entertainment	40203045	Toys
40204020	Clothing & Accessories	40301010	Entertainment
40301030	Publishing	40301035	Radio & TV Broadcasters
40401010	Diversified Retailers	40401020	Apparel Retailers
40401025	Home Improvement Retailers	40401030	Specialty Retailers
40501010	Airlines	40501015	Travel & Tourism
40501020	Casinos & Gambling	40501025	Hotels & Motels
45101015	Distillers & Vintners	45101020	Soft Drinks
45102010	Farming Fishing Ranching & Plantations	45102020	Food Products
45103010	Tobacco	45201010	Food Retailers & Wholesalers
45201020	Personal Products	50101010	Construction
50101030	Cement	50101035	Building Materials: Other
50202010	Electrical Components	50203000	Diversified Industrials
50203015	Plastics	50203030	Containers & Packaging
50204000	Machinery: Industrial	50204020	Machinery: Construction & Handling
50205010	Industrial Suppliers	50205020	Back Office Support HR & Consulting
50205030	Forms & Bulk Printing Services	50206015	Commercial Vehicles & Parts
50206030	Marine Transportation	50206060	Transportation Services
55101000	Diversified Materials	55101020	Textile Products
55102000	General Mining	55102010	Iron & Steel
55102015	Metal Fabricating	55102035	Aluminum
60101000	Integrated Oil & Gas	60101020	Oil Refining and Marketing
65101010	Alternative Electricity	65101015	Conventional Electricity
65102030	Water		





**ATHEX**  
Athens Stock Exchange

Λεωφ. Αθηνών 110 104 42 Αθήνα  
110, Athinon Ave. GR 104 42 Athens  
tel. (+30)210-33.66.800, fax (+30)210-33.66.101  
[www.athexgroup.gr](http://www.athexgroup.gr)