


20

Ημερήσιο Δελτίο
Συναλλακτικής Δραστηριότητας

Daily Official List
of Trading Activity

Friday, 28 February, 2020
Year: 141 Trading Day No: 41



ATHEXGROUP
Athens Exchange Group

Disclaimer:

Hellenic Exchanges-Athens Stock Exchange S.A endeavours to ensure that the data and other material ("Information") presented on the Daily Official List are accurate and complete, but it is not liable for any errors or omissions of data or /and for the accuracy, credibility, updating and completeness of the aforesaid information nor it has any liability arising directly or indirectly from the use of the above Information.

The Company is not liable for the accuracy of the data included in listed companies' announcements. Only the sender of such an announcement is fully and solely liable for any infringement of third party's rights from the content of such announcement. All contents of the Daily Official List are provided only for information purposes and do not constitute investment advice or solicitation to invest in securities or other products listed for trading on the Exchange.

You acknowledge and agree that the Company is the owner of any property rights related to any Information appearing on the Daily Official List including intellectual property rights copyright, trademarks, etc.

The above data are a property of the Hellenic Exchanges-Athens Exchange and are copyright protected. Users are forbidden to reproduce, modify, copy, sale, transmit or redistribute, by all reproduction means and methods, part or the whole of the above data, without reference to their source.

The commercial exploitation of these data is, also, forbidden by third parties. Hellenic Exchanges-Athens Exchange does not carry any responsibility, direct or indirect, derived from usage or accidental alteration of the above data when used by third parties.

Hellenic Exchanges – Athens Stock Exchange S.A.

110 Athinon Ave., 10442 Athens, Tel: (210) 33.66.800, Fax: (210) 32.13.938

www.athexgroup.gr

Thessalonica Stock Exchange Center (T.S.E.C)

16-18 Katouni Str., Thessalonica 546 25 Tel: (2310) 567.667, Fax: (2310) 530.545

Athex Members Guarantee Fund

14-16 Fidiou Str., Athens 106 78, Tel: (210) 33.04.682, Fax: (210) 33.04.155

Hellenic Republic Capital Market Commission

1 Kolokotroni Str. & 1 Stadiou Str., Athens 10562 Tel: (210) 33.77.100 Fax: (210) 33.77.173

Table of Contents

Section 1: Statistical Figures of Securities, Derivatives and Lending

Summary of Markets

Athex Indices

Analytic Figures for Athex Market's Boards and Categories

Trading Details by Athex Sectors and Financial Instruments (ETFs)

Top 10 best & worst performing Shares

Derivatives Summary

Section 2: Analytic Figures of Shares Transactions

Analytic Figures of Shares Transactions

Shares' Notes

Section 3: Figures of Securities Transactions

Securities Blocks Details

Shares Rights Details

Stock Borrowing

Securities Forced Sales

Forced Sales Registered Shares

Exchange Traded Funds (ETFs) Characteristics

Section 5: Bonds traded in Fixed Income Assets Market

Convertible Corporate Bonds - Regulated Market

Non Convertible Corporate Bonds - Regulated Market

Government Bonds

Treasury Bills & Zero Coupon Government Bonds

Government Bonds Traded with the Open Outcry Method

State Banks Bonds

Section 6: Additional Infos

Athex & ATHEXClear Members List

List of Stocks under Market Making operations

Section 7: Derivatives Market Analytic Figures

Index Futures

Stock Futures

Index Options

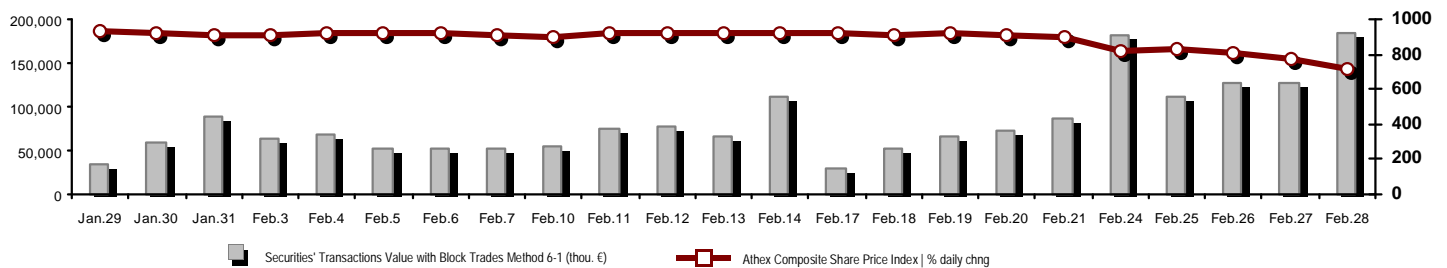
Stock Options

Stock Lending Analytic Figures

Appendix A: Sectors codification for listed companies

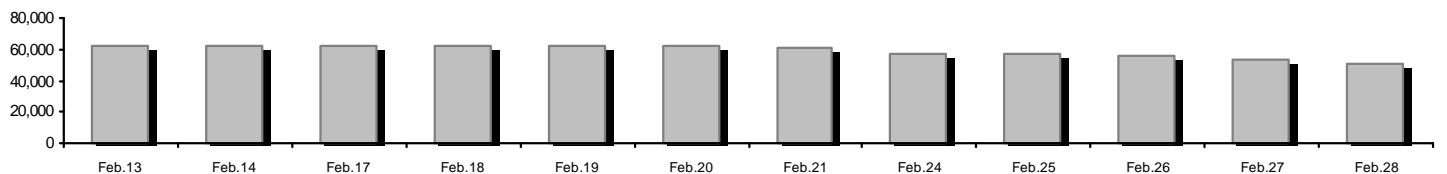
Summary of Markets

Athex Composite Share Price Index vs Shares and Derivatives Transactions Value

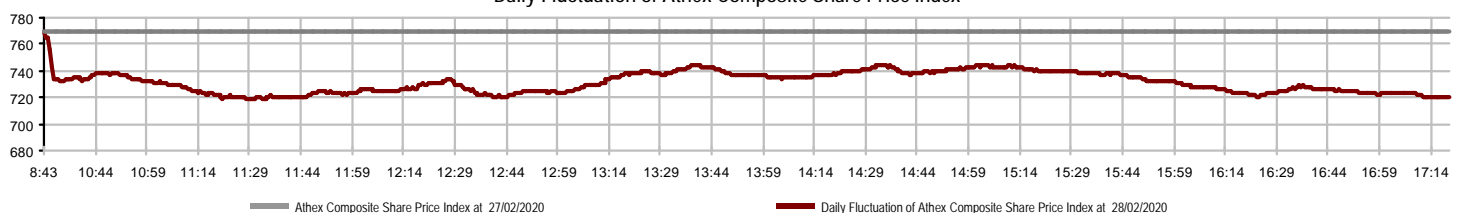


Athex Capitalisation (mill. €) **:	50,577.06	Derivatives Total Open Interest	316,756
Daily change: mill. € %	-3,072.24 -5.73%	in Index Futures % daily chng	9,560 3.82%
Yearly Avg Capitalisation: mill. € % chng prev year Avg	61,201.26 11.71%	in Stock Futures % daily chng	304,429 -2.93%
Athex Composite Share Price Index % daily chng	720.35 -6.31%	in Index Options % daily chng	1,890 18.05%
Athex Composite Share Price Index Capitalisation (mill. €)	45,361.96	in Stock Options % daily chng	877 7.87%
Daily change (mill. €)	-2,961.71		
Securities' Transactions Value with Block Trades Method 6-1 (t)	182,996.32	Derivatives Contracts Volume:	88,807
Daily change: %	55,374.01 43.39%	Daily change: pieces %	16,414 22.67%
YtD Avg Trans. Value: thou. € % chng prev year Avg	80,487.47 22.31%	YtD Avg Derivatives Contracts % chng prev year Avg	28,749 -31.38%
Blocks Transactions Value of Method 6-1 (thou. €)	6,617.39	Derivatives Trades Number:	8,274
Blocks Transactions Value of Method 6-2 & 6-3 (thou. €)	90.36	Daily change: number %	1,477 21.73%
Bonds Transactions Value (thou.€)	1,827.55	YtD Avg Trades number % chng prev year Avg	2,581 -9.41%
Securities' Transactions Volume with Block Trades Method 6-1 (tho)	83,363.27	Lending Total Open Interest	458,279
Daily change: thou. pieces %	24,911.54 42.62%	Daily change: pieces %	17,514 3.97%
YtD Avg Volume: % chng prev year Avg	36,308.29 14.36%	Lending Volume (Multilateral/Bilateral)	81,361
Blocks Transactions Volume of Method 6-1 (thou. Pieces)	1,321.48	Daily change: pieces %	57,847
Blocks Transactions Volume of Method 6-2 & 6-3 (thou. Pieces)	13.18	Multilateral Lending	64,261
Bonds Transactions Volume	1,842,728	Bilateral Lending	17,100
Securities' Trades Number with Block Trades Method 6-1	71,916	Lending Trades Number:	52
Daily change: number %	15,850 28.27%	Daily change: %	26
YtD Avg Trades number % chng prev year Avg	30,867 13.70%	Multilateral Lending Trades Number	39
Number of Blocks Method 6-1	9	Bilateral Lending Trades Number	13
Number of Blocks Method 6-2 & 6-3	6		
Number of Bonds Transactions	211		

Athex Capitalisation (mill. €) **



Daily Fluctuation of Athex Composite Share Price Index



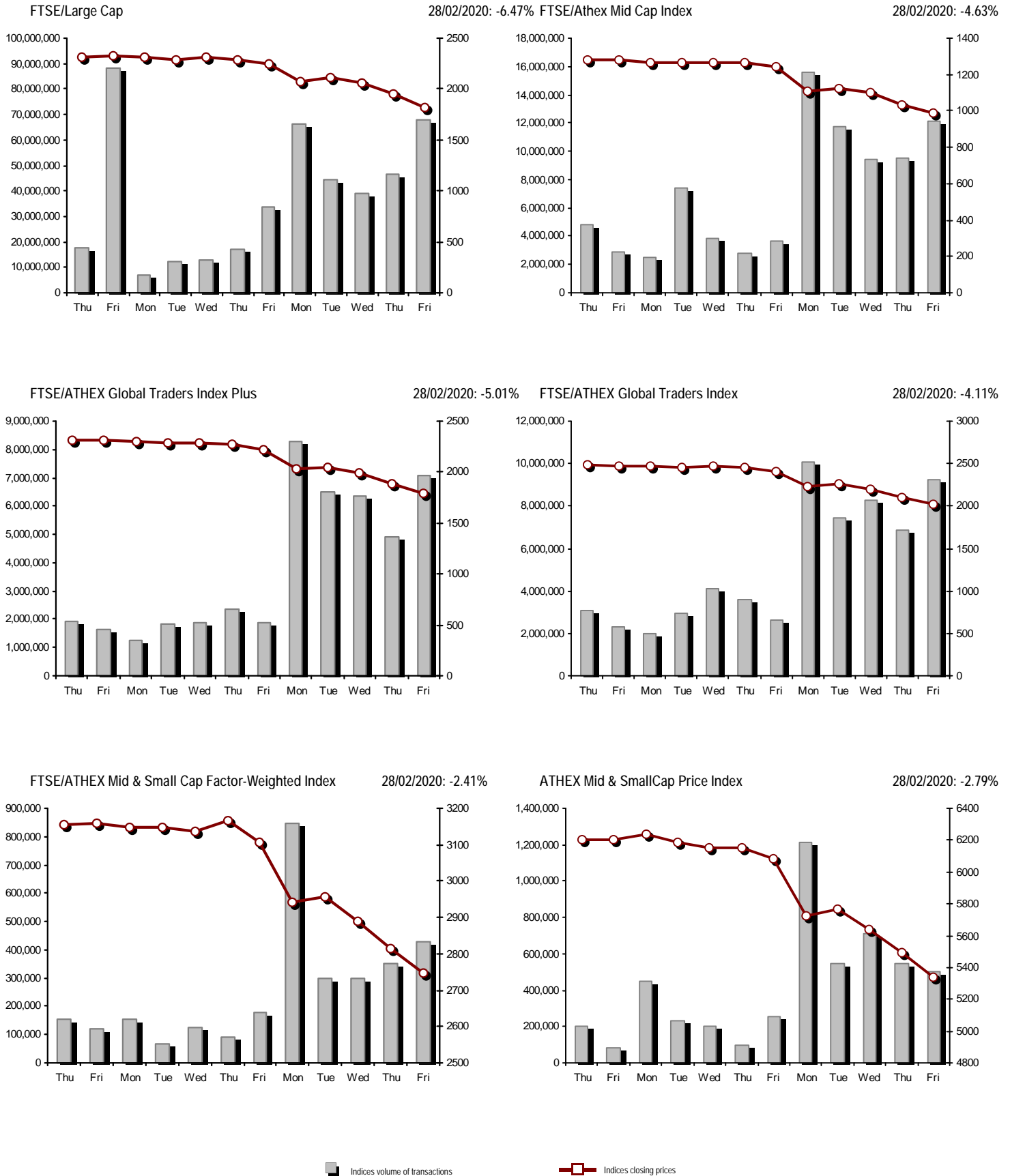
Athex Indices

Index name	28/02/2020	27/02/2020	pts.	%	Min	Max	Year min	Year max	Year change
Athex Composite Share Price Index	720.35 €	768.83	-48.48	-6.31%	718.51	768.83	718.51	949.20	-21.42% €
FTSE/Athex Large Cap	1,823.29 €	1,949.42	-126.13	-6.47%	1,823.29	1,949.42	1,823.29	2,371.26	-20.66% €
FTSE/Athex Mid Cap Index	988.02 €	1,036.03	-48.01	-4.63%	962.56	1,036.03	962.56	1,298.86	-17.33% €
FTSE/ATHEX-CSE Banking Index	435.31 €	472.47	-37.16	-7.87%	427.30	472.47	427.30	673.55	-35.02% €
FTSE/ATHEX Global Traders Index Plus	1,794.55 €	1,889.20	-94.65	-5.01%	1,760.07	1,889.20	1,760.07	2,435.50	-22.61% €
FTSE/ATHEX Global Traders Index	2,018.58 €	2,105.11	-86.53	-4.11%	1,980.04	2,105.11	1,980.04	2,560.38	-18.69% €
FTSE/ATHEX Mid & Small Cap Factor-Weighted Ind	2,746.23 €	2,814.14	-67.91	-2.41%	2,662.76	2,814.14	2,662.76	3,205.70	-7.71% €
ATHEX Mid & SmallCap Price Index	5,337.89 €	5,490.95	-153.06	-2.79%	5,267.23	5,490.95	5,267.23	6,324.97	-10.09% €
FTSE/Athex Market Index	452.15 €	482.99	-30.84	-6.39%	452.15	482.99	452.15	587.56	-20.51% €
FTSE Med Index	4,769.39 €	5,039.97	-270.58	-5.37%			4,769.39	5,342.28	-4.21% €
Athex Composite Index Total Return Index	1,181.65 €	1,261.18	-79.53	-6.31%	1,178.63	1,261.18	1,178.63	1,557.05	-20.99% €
FTSE/Athex Large Cap Total Return	2,729.93 €	2,918.78	-188.85	-6.47%			2,729.93	3,542.27	-20.02% €
FTSE/ATHEX Large Cap Net Total Return	833.93 €	891.61	-57.68	-6.47%	833.93	891.61	833.93	1,084.55	-20.06% €
FTSE/Athex Mid Cap Total Return	1,204.40 €	1,262.92	-58.52	-4.63%			1,204.40	1,582.98	-17.33% €
FTSE/ATHEX-CSE Banking Total Return Index	381.20 €	413.74	-32.54	-7.86%			381.20	588.56	-35.03% €
Hellenic Mid & Small Cap Index	991.29 €	1,052.40	-61.11	-5.81%	979.28	1,052.40	979.28	1,312.90	-20.92% €
FTSE/Athex Banks	575.15 €	624.24	-49.09	-7.86%	564.56	624.24	564.56	889.92	-35.02% €
FTSE/Athex Insurance	1,781.86 €	1,905.43	-123.57	-6.49%	1,726.05	1,905.43	1,726.05	2,088.80	-12.01% €
FTSE/Athex Financial Services	797.53 €	851.88	-54.35	-6.38%	793.94	851.88	793.94	1,123.81	-20.00% €
FTSE/Athex Industrial Goods & Services	1,836.19 €	1,985.87	-149.68	-7.54%	1,818.13	1,985.87	1,818.13	2,712.84	-28.32% €
FTSE/Athex Retail	58.17 €	59.63	-1.46	-2.45%	54.95	59.63	54.95	75.77	-16.47% €
FTSE/ATHEX Real Estate	4,731.26 #	4,710.27	20.99	0.45%	4,426.53	4,801.38	4,426.53	5,826.74	-13.43% €
FTSE/Athex Personal & Household Goods	7,726.40 €	7,988.99	-262.59	-3.29%	7,500.94	7,988.99	7,500.94	10,280.00	-21.24% €
FTSE/Athex Food & Beverage	10,594.62 €	11,431.30	-836.68	-7.32%	10,594.62	11,431.30	10,594.62	13,004.12	-5.94% €
FTSE/Athex Basic Resources	5,370.02 €	5,391.70	-21.68	-0.40%	5,027.49	5,437.45	5,027.49	7,435.44	-16.85% €
FTSE/Athex Construction & Materials	2,257.15 €	2,492.97	-235.82	-9.46%	2,257.15	2,492.97	2,257.15	3,344.96	-26.79% €
FTSE/Athex Oil & Gas	3,615.51 €	3,898.80	-283.29	-7.27%	3,552.97	3,898.80	3,552.97	5,154.35	-28.39% €
FTSE/Athex Chemicals	7,284.94 €	7,590.65	-305.71	-4.03%	6,875.25	7,653.68	6,875.25	9,442.19	-17.82% €
FTSE/Athex Travel & Leisure	1,607.90 €	1,731.17	-123.27	-7.12%	1,606.59	1,731.17	1,606.59	2,084.49	-17.10% €
FTSE/Athex Technology	755.90 €	807.72	-51.82	-6.42%	741.79	807.72	741.79	1,029.21	-16.05% €
FTSE/Athex Telecommunications	3,528.79 €	3,611.37	-82.58	-2.29%	3,415.94	3,611.37	3,415.94	3,960.95	-10.10% €
FTSE/Athex Utilities	2,703.02 €	2,901.92	-198.90	-6.85%	2,666.12	2,901.92	2,666.12	3,447.76	-15.14% €
FTSE/Athex Health Care	498.64 #	495.21	3.43	0.69%	493.14	504.15	482.83	508.96	-1.23% €
Athex All Share Index	178.29 €	189.14	-10.84	-5.73%	178.29	178.29	178.29	223.49	-17.32% €
Hellenic Corporate Bond Index	119.39 €	119.62	-0.23	-0.20%			119.39	121.22	-0.73% €
Hellenic Corporate Bond Price Index	94.51 €	94.71	-0.20	-0.21%			94.51	96.15	-1.25% €

Note 1: FTSE/Med 100, Hellenic Corporate Bond Price Index and Hellenic Corporate Bond Index closing prices refer to the previous trading day of 26/02/2020.

Note 2: The Hellenic Mid & Small Cap Index is a Customized index calculated by the Athens Exchange.

Athex Indices



Analytic Figures for Athex Market's Boards and Categories

	Total Traded Securities	Main Market	Surveillance	Exchange Traded Funds (ETFs)
Totals	135	118	16	1
Gain / Lose / Same:	16 / 104 / 15	12 / 95 / 11	4 / 8 / 4	0 / 1 / 0
Athex Capitalisation (mill. €) **	50,577.06	50,287.08	289.98	
Daily Average Trans/ons Value(thou.€)	80,487.47	80,288.47	153.64	103.32
Transactions Value	183,086.68	182,906.16	117.24	63.29
Main Board:	176,378.93	176,198.41	117.24	63.29
Blocks Board 6_2_3:	6,707.75	6,707.75	0.00	0.00
Forced Sales Board:	0.00	0.00	0.00	0.00
Special Terms Board:	0.00	0.00	0.00	0.00
Daily Average Transactions Volume	36,308,293	35,504,420	814,531	4,413
Transactions Volume	83,376,449	82,606,225	766,816	3,408
Main Board:	82,041,785	81,271,561	766,816	3,408
Blocks Board 6_2_3:	1,334,664	1,334,664	0	0
Forced Sales Board:	0	0	0	0
Special Terms Board:	0	0	0	0
Daily Average Number of Trades	30,867	30,682	181	4
Number of Trades	71,922	71,682	226	14
Main Board:	71,907	71,667	226	14
Blocks Board 6_2_3:	15	15	0	0
Forced Sales Board:	0	0	0	0
Special Terms Board:	0	0	0	0

Trading Details by Athex Sectors and Financial Instruments (ETFs)

Code	Sectors	Gain / Lose / Same	Number of Trades	Transactions Volume	Transactions Value	% of Total Trans. Value
3010	- Banks	0 / 6 / 0	24,844	53,649,407	59,583,600.19	32.54%
5510	- Basic Resources	2 / 11 / 2	1,343	539,329	1,060,472.80	0.58%
5010	- Construction & Materials	0 / 12 / 0	5,668	2,709,997	7,523,932.80	4.11%
4020	- Consumer Products & Services	2 / 4 / 3	3,538	1,551,716	15,154,342.31	8.28%
6010	- Energy	0 / 4 / 0	4,346	1,088,890	11,778,558.55	6.43%
12000	- Financial Instruments	0 / 1 / 0	14	3,408	63,285.23	0.03%
3020	- Financial Services	0 / 3 / 0	2,577	8,260,050	1,933,209.67	1.06%
4510	- Food Beverage & Tobacco	5 / 4 / 4	860	1,317,810	4,368,842.27	2.39%
2010	- Health Care	1 / 3 / 0	188	223,284	226,855.20	0.12%
5020	- Industrial Goods & Service	3 / 17 / 3	5,518	2,611,550	11,607,380.59	6.34%
3030	- Insurance	0 / 1 / 0	138	27,656	124,333.58	0.07%
4030	- Media	0 / 0 / 2	26	5,880	1,270.30	0.00%
4520	- Personal Care, Drug & Grocery Stores	0 / 3 / 0	582	92,992	404,380.45	0.22%
3510	- Real Estate	1 / 7 / 1	1,994	909,684	5,336,224.73	2.91%
4040	- Retail	1 / 6 / 0	675	274,478	1,159,748.54	0.63%
1010	- Technology	0 / 7 / 0	1,007	294,280	652,583.05	0.36%
1510	- Telecommunications	0 / 5 / 0	4,300	1,943,502	20,722,344.11	11.32%
4050	- Travel & Leisure	1 / 5 / 0	6,906	3,336,723	26,667,978.42	14.57%
6510	- Utilities	0 / 5 / 0	7,394	4,501,813	14,717,320.52	8.04%

Top 10 best & worst performing Shares

Main Market

With positive Price change			With negative Price change		
	Closing price	change		Closing price	change
UNIBIOS (CR)	0.344	5.20% #	ATTICA BANK S.A. (CR)	0.204	-11.30% €
TECHNICAL OLYMPIC SA (CR)	2.37	2.60% #	TITAN CEMENT (CB)	12.78	-11.00% €
LOULIS MILLS SA (CR)	3.58	2.29% #	PPC (CR)	2.954	-10.76% €
CENTRIC HOLDINGS (CR)	0.244	1.67% #	PIRAEUS BANK (CR)	1.984	-10.63% €
KARELIA (CR)	284	1.43% #	GEK TERNA (CR)	6.04	-10.12% €
LAMDA DEVELOPMENT SA (CR)	7.07	1.00% #	TRASTOR REAL EST. INV. CO.(CR)	0.9	-10.00% €
IASO SA (CR)	1.45	0.69% #	NATIONAL BANK (CR)	1.9995	-9.85% €
			TPA SA (CR)	22.1	-9.80% €
			AVAX S.A. (CR)	0.413	-9.23% €
			VIOHALCO SA/NV (CB)	2.63	-9.00% €
With the highest Transactions Value			With the highest Transactions Volume		
	Value (thou. €)	change		Volume	change
OPAP (CR)	25,489.85	-7.80% €	EUROBANK ERGASIAS (CR)	26,995,341	-7.82% €
OTE (CR)	20,468.04	-2.29% €	ALPHA BANK (CR)	10,198,650	-5.64% €
NATIONAL BANK (CR)	17,841.50	-9.85% €	NATIONAL BANK (CR)	8,759,005	-9.85% €
EUROBANK ERGASIAS (CR)	15,559.85	-7.82% €	MARFIN INVESTMENT GROUP (CR)	7,908,396	-4.94% €
JUMBO SA (CR)	13,515.08	-2.60% €	PIRAEUS BANK (CR)	6,186,905	-10.63% €
ALPHA BANK (CR)	13,176.36	-5.64% €	OPAP (CR)	2,560,875	-7.80% €
PIRAEUS BANK (CR)	12,264.51	-10.63% €	PPC (CR)	2,165,625	-10.76% €
MYTILINEOS (CR)	8,969.31	-7.47% €	ADMIE (IPTO) HOLDING S.A. (CR)	1,710,592	-4.46% €
MOTOR OIL (CR)	8,669.20	-8.08% €	OTE (CR)	1,596,643	-2.29% €
PPC (CR)	6,572.04	-10.76% €	ATTICA BANK S.A. (CR)	1,479,198	-11.30% €

Note: Stocks that are not included in the "Low Dispersion" and "Under Supervision" categories, and the transactions value is more than 10,000 €.

Derivatives Summary

	Number of Trades	Volume	Open Interest
Index Futures	749	5,372	9,560
FTSE/Athex Large Cap	749	5,372	9,560
Stock Futures	7,420	82,176	304,429
ADMIE (IPTO) HOLDING S.A. (CR)	430	4,413	9,299
ALPHA BANK (CR)	533	10,325	24,513
ATTICA BANK S.A. (CR)	14	1,628	5,242
CC HBC AG (CR)	34	107	401
CENERGY HOLDINGS (CB)	112	869	7,609
ELLAKTOR (CR)	387	3,727	18,993
EUROBANK ERGASIAS (CR)	652	16,741	58,351
EYDAP S.A. (CR)	98	268	813
FOURLIS (CR)	12	27	64
GEK TERNA (CR)	230	656	6,658
HELLENIC EXCHANGES-A.S.E. (CR)	325	721	2,720
HELLENIC PETROLEUM (CR)	237	765	2,512
INTRACOM HOLDINGS (CR)	48	542	3,852
INTRALOT (CR)	38	290	4,979
JUMBO SA (CR)	142	275	581
LAMDA DEVELOPMENT SA (CR)	138	819	2,046
MARFIN INVESTMENT GROUP (CR)	365	8,015	65,166
MOTOR OIL (CR)	300	682	934
MYTILINEOS (CR)	684	2,991	13,877
NATIONAL BANK (CR)	715	12,889	27,016
OPAP (CR)	207	902	1,448
OTE (CR)	195	1,354	3,119
P.P.A. S.A. (CR)	34	116	635
PIRAEUS BANK (CR)	647	7,424	20,157
PPC (CR)	439	3,614	12,666
TERNA ENERGY (CR)	139	376	4,098
TITAN CEMENT (CB)	63	101	200
VIOHALCO SA/NV (CB)	202	1,539	6,480
Index Options	49	379	1,890
FTSE/Athex Large Cap	49	379	1,890
Stock Options	56	880	877
ALPHA BANK (CR)	0	0	50
NATIONAL BANK (CR)	4	142	239
OPAP (CR)	16	77	145
OTE (CR)	9	43	111
PIRAEUS BANK (CR)	10	167	62
PPC (CR)	17	451	270
Total Derivatives Traded	8,274	88,807	316,756

Number of Outstanding Securities	Nominal Value	Dividends [1]			Date of Last Coupon		Note	Shares	Closing price	% change	Previous closing price/date	Open price	Price min	Price max	Last price	Avg price	Last Bid [7]	Last Ask [7]	P/E after tax	Year	Volume	Trades	Transactions Value[8]	Company Mkt Value (thou. €)	Year low	Year high	Sector[4]	
		2017	2018	2019	Dividend [2]	Right																						
119,596,817	0.040	---	---	---	15/07/2008	27/04/2017	5190	NIKAS SA (CR)	0.5	---	0.5	27/02/2020	---	---	---	---	---	---	---	---	---	---	59,798.41	0.4	0.5	45102020		
24,319,250	0.300	---	---	---	09/07/2002	04/07/2007	5165	PROODEFTIKH SA (CR)	0.165	-5.17	0.174	27/02/2020	0.164	0.164	0.173	0.173	0.165	2000@0.142	1913@0.173	---	---	5,700	4	941.10	4,012.68	0.152	0.199	50101010
245,497,664	0.310	---	---	---	01/07/2008	30/07/2012	5207	SELONDA AQUACULTURE SA (CR)	0.1	---	0.1	27/02/2020	0.1	0.1	0.1	0.1	0.6281076@0.100	1100@0.110	---	---	73,333	7	7,333.30	24,549.77	0.1	0.1	45102010	
10,186,667	1.35	---	---	---	24/06/2008	02/02/2016	4887	SIDMA SA (CR)	0.32	-20.00	0.4	27/02/2020	0.32	0.32	0.32	0.32	0.32	1120@0.320	1000@0.350	---	---	1,500	6	480.00	3,259.73	0.32	0.57	55102010
766,000	1.00	---	---	---	01/07/2004	11/12/2012	5193	TRIA ALFA SA (CR)	1.8	---	1.8	27/02/2020	---	---	---	---	---	25@1.78	55.15	2018	---	---	---	1,658.10	1.78	2.16	55101020	
245,000	1.00	---	---	---	19/07/2010	11/12/2012	5194	TRIA ALFA SA (PR)	1.14	---	1.14	27/02/2020	---	---	---	---	---	110@1.19	34.93	2018	---	---	---	1,658.10	0.9	1.15	55101020	

Suspension Status

20,255,805	0.300	---	---	---	22/08/2006	02/08/2010	5136	AXON HOLDING SA (CR)	0.058	---	0.058	28/04/2017	---	---	---	---	---	---	---	---	---	---	---	1,174.84	0.058	0.058	20101010
21,820,410	0.800	---	---	---	22/05/2008	02/08/2011	5174	EUROMEDICA SA (CR)	0.448	---	0.448	30/04/2018	---	---	---	---	---	---	---	---	---	---	---	9,775.54	0.448	0.448	20101010
52,800,154	0.300	---	---	---	20/08/2014	21/06/2004	---	F.G. EUROPE S.A. (CR)	0.48	---	0.48	09/01/2020	---	---	---	---	---	---	---	---	---	---	---	25,344.07	0.4	0.488	40202020
66,948,210	0.300	---	---	---	22/09/2015	22/09/2015	5179	FOLLI FOLLIE (CR)	4.8	---	4.8	24/05/2018	---	---	---	---	---	---	---	---	---	---	---	321,351.41	4.8	4.8	40401030
13,191,620	0.620	---	---	---	04/08/2010	09/09/2002	5217	YALCO - CONSTANTINOU (CR)	0.0555	---	0.0555	30/09/2019	---	---	---	---	---	---	---	---	---	---	---	732.13	0.0555	0.0555	40202020
14,870,100	0.300	---	---	---	15/05/2008	26/09/2011	5130	ALPHA GRISSIN S.A. (CR)	0.014	---	0.014	13/04/2017	---	---	---	---	---	---	---	---	---	---	---	208.18	0.014	0.014	10102030
33,930,000	0.300	---	---	---	03/07/2006	30/05/2001	4865	BABIS VOVOS SA (CR)	0.304	---	0.304	30/03/2012	---	---	---	---	---	---	---	---	---	---	---	10,314.72	0.304	0.304	35101010
77,126,446	0.340	---	---	---	23/05/2005	18/08/2011	5206	G.E. DIMITRIOU (CR)	0.0125	---	0.0125	30/04/2019	---	---	---	---	---	---	---	---	---	---	---	964.08	0.0125	0.0125	40202020
6,000,000	0.600	---	---	---	13/06/2008	08/04/2004	5172	EUROBROKERS S.A. (CR)	0.008	---	0.008	27/04/2018	---	---	---	---	---	---	---	---	---	---	---	48.00	0.008	0.008	30302015
7,085,888	1.59	---	---	---	02/07/1996	06/09/2010	5216	ELVIEMEK (CR)	2.6	---	2.6	30/09/2019	---	---	---	---	---	---	---	---	---	---	---	18,423.31	2.6	2.6	35101010
14,050,971	0.340	---	---	---	13/12/2017	21/02/2018	---	ELTRAK SA (CR)	3.3	---	3.3	24/01/2020	---	---	---	---	---	1930@3.40	---	---	---	---	---	46,368.20	3.3	3.4	50204020
25,179,640	0.600	---	---	---	08/08/1994	19/09/2000	5191	J.BOUTARIS & SON (CR)	0.026	---	0.026	01/10/2018	---	---	---	---	---	---	---	---	---	---	---	742.45	0.026	0.026	45101015
1,540,000	0.600	---	---	---	08/08/1994	19/09/2000	5192	J.BOUTARIS & SON (PR)	0.057	---	0.057	01/10/2018	---	---	---	---	---	---	---	---	---	---	---	742.45	0.057	0.057	45101015
24,619,524	0.500	---	---	---	10/10/1986	30/12/2002	4914	KERAMIA-ALLATINI (CR)	0.088	---	0.088	30/08/2012	---	---	---	---	---	---	---	---	---	---	---	2,166.52	0.088	0.088	35101010
31,543,600	0.420	---	---	---	19/07/2010	19/12/2018	5205	KRETA FARM SA (CR)	1.085	---	1.085	30/04/2019	---	---	---	---	---	---	---	---	---	---	---	34,224.81	1.085	1.085	45102020
23,935,280	0.300	---	---	---	29/06/2009	13/06/2000	5153	NAYTEMPORIKI PUBLISHING SA(CR)	0.107	---	0.107	02/10/2017	---	---	---	---	---	---	---	---	---	---	---	2,561.07	0.107	0.107	40301030
255,459,600	0.300	---	---	---	26/06/2000	03/12/2010	5101	NEL SA (CR)	0.07	---	0.07	31/08/2015	---	---	---	---	---	---	---	---	---	---	---	17,882.17	0.07	0.07	40501015
23,463,874	0.800	---	---	---	23/05/2003	21/12/1999	4918	NEORION SA (CR)	0.125	---	0.125	30/08/2012	---	---	---	---	---	---	---	---	---	---	---	2,932.98	0.125	0.125	50206030
18,750,000	0.300	---	---	---	02/07/2001	31/12/2012	5154	PEGASUS PUBLISHING S.A. (CR)	0.089	---	0.089	02/10/2017	---	---	---	---	---	---	---	---	---	---	---	1,668.75	0.089	0.089	40301030
100,793,572	0.300	---	---	---	16/07/2009	11/02/2016	5110	TELETIPOS SA (CR)	0.06	---	0.06	07/03/2016	---	---	---	---	---	---	---	---	---	---	---	6,047.61	0.06	0.06	40301035
4,034,950	0.680	---	---	---	01/07/2005	30/12/2010	5171	CHATZIKRANIOTIS & SONS SA (CR)	0.14	---	0.14	27/04/2018	---	---	---	---	---	---	---	---	---	---	---	564.89	0.14	0.14	45102020

Shares' Notes

Code	Note text
()	- Adjusted dividends.
*	- Last adjusted closing price.
[1]	- Net dividends.
[2]	- The "Date of Last Coupon" for New listings refers to the date company's stocks started to trade in Athex
[3]	- The Company Market Value is referred to the number of outstanding shares
[4]	- Sectors codification can be found in Appendix A
[5]	- The Market Value refers to the total number of shares listed (including their several classes) in the exchange by the company.
[6]	- P/E greater than 100
[7]	- Last view of the Order Book before the end of the trading session
[8]	- All Blocks Methods' Transactions Value are included.
4750	- Transfer to the Under Surveillance Category from 8/4/2011.
4865	- Suspension of trading as of 2/4/2012.
4887	- Transfer to the Surveillance Category as of 10/4/2012.
4912	- Transfer to the Surveillance Category as of 31/7/2012.
4914	- Suspension of trading as of 31/8/2012.
4918	- Suspension of trading as of 31/8/2012.
4955	- Transfer to the Surveillance Category as from 5/4/2013.
4956	- Transfer to the Surveillance Category as from 5/4/2013.
4957	- Transfer to the Surveillance Category as from 5/4/2013.
4958	- Transfer to the Surveillance Category as from 5/4/2013.
4959	- Transfer to the Surveillance Category as from 5/4/2013.
5080	- Transfer to the Surveillance Category as of 05/12/2014.
5093	- Transfer to the Surveillance Category as of 8/4/2015.
5095	- Transfer to the Surveillance Category as from 09/04/2015.
5101	- Suspension of trading as of 1/9/2015.
5110	- Suspension of trading as of 08/03/2016.
5112	- Transfer to the Surveillance Category as of 15/04/2016.
5115	- Transfer to the Surveillance Category as of 15/04/2016.
5123	- Transfer to the Surveillance Category as of 01/04/2016.
5130	- Suspension of trading as of 18/04/2017.
5136	- Suspension of trading as of 02/05/2017.
5141	- Transfer to the Surveillance Category as of 10/05/2017.
5153	- Suspension of trading as of 03/10/2017.
5154	- Suspension of trading as of 03/10/2017.
5156	- Transfer to the Surveillance Category as of 11/12/2017.
5160	- Transfer to the Surveillance Category as of 15/04/2016.
5161	- Transfer to the Surveillance Category as of 25/11/2011.
5162	- Transfer to the Under Supervision Category as of 21/12/2009.
5165	- Transfer to the Surveillance Category as of 15/02/2018.
5171	- Suspension of trading as of 30/04/2018.
5172	- Suspension of trading as of 30/04/2018.
5174	- Suspension of trading as of 02/05/2018.
5178	- Transfer to the Surveillance Category as of 11/05/2018.
5179	- Suspension of trading as of 25/05/2018.
5190	- Transfer to the Surveillance Category as of 01/10/2018.
5191	- Suspension of trading as of 02/10/2018.
5192	- Suspension of trading as of 02/10/2018.
5193	- Transfer to the Surveillance Category as of 25/10/2018.
5194	- Transfer to the Surveillance Category as of 25/10/2018.
5195	- Transfer to the Surveillance Category as of 25/10/2018.
5197	- Transfer to the Surveillance Category as of 07/11/2018.
5205	- Suspension of trading as of 02/05/2019.

Shares' Notes

Code	Note text
5206	- Suspension of trading as of 02/05/2019.
5207	- Transfer to the Surveillance Category as from 13/05/2019.
5216	- Suspension of trading as of 01/10/2019.
5217	- Suspension of trading as of 01/10/2019.
5228	- Share capital increase in progress through a rights issue. Rights' trading period on ATHEX: 26/02/2020 - 06/03/2020, pre-emption rights' subscription period: 26/02/2020 - 11/03/2020.

Securities Blocks Details

Securities	Block Volume	Price	Block Trade Value	Time of approval	Note
JUMBO SA (CR)	35,000	14.00	490,000.00	10:46:14	20
JUMBO SA (CR)	57,072	14.05	801,861.60	10:53:02	20
HELLENIC EXCHANGES-A.S.E. (CR)	674	4.20	2,830.80	11:40:39	18
PIRAEUS BANK (CR)	234	2.55	597.64	13:17:14	14
MYTILINEOS (CR)	10,000	7.85	78,534.00	13:21:52	14
EUROBANK ERGASIAS (CR)	943	0.689	649.26	13:24:59	14
NATIONAL BANK (CR)	257	2.45	630.42	13:28:32	14
JUMBO SA (CR)	37,946	14.01	531,623.46	13:52:24	20
OPAP (CR)	75,000	10.10	757,500.00	14:27:23	20
OPAP (CR)	32,823	10.10	331,512.30	14:29:47	20
JUMBO SA (CR)	100,000	14.00	1,400,000.00	15:30:49	20
JUMBO SA (CR)	65,514	14.00	917,196.00	16:01:28	20
HELLENIC PETROLEUM (CR)	1,072	6.64	7,118.08	16:16:24	18
EUROBANK ERGASIAS (CR)	847,893	0.578	490,082.15	16:59:15	20
OTE (CR)	70,236	12.78	897,616.08	17:15:37	20

Blocks Notes

- 9 - Method 6-1 / Special Fees
- 10 - Method 6-1 / Special Fees, SDS
- 14 - Method 6-3 / Settlement, Incomplete Buy and Sell
- 18 - Method 6-2 / SPOT 1
- 19 - Method 6-2 / SPOT 2
- 20 - Method 6-1 and Method 6-1 Same Day Settlement
- 21 - Other Pre-agreed

Shares Rights Details

Occurred date	Exercise from	Exercise until	Trading until	Rights	Price min	Price max	Closing price	Last Bid	Last Ask	Volume	Trades	Transactions Value
21/02/2020	26/02/2020	11/03/2020	06/03/2020	AUDIO VISUAL ENTERPRISES S.A. (C	0.001	0.001	0.001	34,000	4	17.00

Securities Forced Sales

Securities	Category of Security	Transactions Volume	Number of Trades	Transactions Value	Note
------------	----------------------	------------------------	---------------------	-----------------------	------

No Forced Transactions.

Forced Sales Notes

- 1 - Normal Forced Sale.
- 2 - Forced Sales of Fixed Registered Shares.
- 3 - Forced Sales of Remaining Stock Fractions.

Forced Sales Registered Shares

Securities	Start Date	End Date	Initial Volume	Remaining Volume	Date	Avg price (day)	Avg price (period)	Number of Trades	Transactions Volume	Transactions Value
------------	------------	----------	----------------	------------------	------	-----------------	--------------------	------------------	---------------------	--------------------

No Fixed Registered Shares Forced Sales.

Forced Sales Notes

According to Decision 1/380/04.05.2008 of the Hellenic Republic Capital Market Commission, the certificated registered shares that have not been deposited to the issuer for dematerialisation, will be auctioned in the Athens Exchange by the supervising issuer. Forced sales procedure is held according to Article 99A of the Athens Exchange Rulebook. The average price of the period is calculated by dividing the Total transactions value by the Total volume and includes all the transactions made until the current date.

Exchange Traded Funds (ETFs) Characteristics

	Transactions Date (T)	Creation / Redemption	Units (T-1)	New Units (T-1)	Redemption Units (T-1)	Units (T) [1]	Fund Assets [2]	Net Unit Price	Dividend per Unit	Dividend Date
ALPHA ETF FTSE Athex Large Cap	28/02/2020	5,000	812,382	---	---	812,382	16,385,890.00	20.1702	0.43	30/06/2018

ETFs Notes

[1] - Units (T) = Units (T-1) + New Units (T-1) - Redemption Units (T-1)

[2] - The Creation / Redemption Units of T-1 are included.

Convertible Corporate Bonds - Regulated Market

Num Listed Bonds	Nominal price	Issue price	Today's Rate	Exp. Date	Duration (years)	Note	Coupon		Trading	Corporate Bonds	Price min	Price max	Closing price	Previous closing price/date	Volume	Transactions Value	Last order			ear min	Year max
							Common	Preferred									Price	Buy / Sell	Date		
171,246,551	0.30	0.30	1.00	11/10/2025	9	---	14	---	1	FORTHNET S.A. (Convertible)	---	---	---	---	---	---	0.3000	B	05/02/2020	100.0000	100.0000

Corporate Bonds Notes

Transactions Volume = (Pieces) * (Nominal Price). Transactions Value = (Pieces) * (Nominal Price) * (price %) + (Accrued interest).

The price of a Bond is stated as a percentage (%) of Bond's Nominal Price.

Nominal Price in Euros (€), except if it is noted differently.

Non Convertible Corporate Bonds - Regulated Market

Num Listed Bonds	Nominal price	Issue price	Today's Rate	Exp. Date	Duration (years)	Note	Coupon		Trading	Corporate Bonds	Accrued Int.	Yield.T.Mat	Price min	Price max	Closing price	Previous closing price/date	Volume	Transactions Value	Last order		ear min	Year max		
							Common	Preferred											Price	Buy / Sell			Date	
24,260	1,000.00	1,000.00	4.95	26/06/2023	5	---	4	---	1	B&F COMM. & GARM. INDUS. S.A. (Non Convertible)	9.3500	8.0330	90.0000	91.3000	90.0250	92.0000	26/02/2020	52,000	47,299.20	90.0000	B	28/02/2020	90.0250	94.9999
90,000	1,000.00	1,000.00	3.00	11/05/2023	5	---	4	---	1	CORAL A.E. (Non Convertible)	9.5000	2.7390	99.0000	100.9899	100.3300	101.8500	27/02/2020	56,000	56,248.72	99.6000	B	28/02/2020	100.3300	105.0000
120,000	1,000.00	1,000.00	3.95	04/04/2025	7	---	4	---	1	GEK TERNA S.A. (Non Convertible)	16.6778	3.3540	98.3100	102.5000	101.5000	103.0600	27/02/2020	303,000	308,733.65	101.5000	B	28/02/2020	101.5000	107.2000
175,000	1,000.00	1,000.00	3.40	26/07/2024	5	---	2	---	1	ATTICA HOLDINGS S.A. (Non Convertible)	3.4944	5.6290	90.0000	93.8000	91.6250	93.5820	27/02/2020	363,000	337,587.13	90.0000	B	28/02/2020	90.0000	100.0000
300,000	1,000.00	1,000.00	3.10	27/06/2022	5	---	6	---	1	MYTILINEOS HOLDINGS S.A. (Non Convertible)	5.8556	2.8670	95.2000	100.0000	99.9818	99.7200	27/02/2020	214,000	213,498.02	99.1000	B	28/02/2020	95.2000	101.0000
50,000	1,000.00	1,000.00	4.25	20/06/2022	5	---	6	---	1	SYSTEMS SUNLIGHT S.A. (Non Convertible)	8.8542	4.1410	99.0000	99.5000	99.2059	99.0100	27/02/2020	34,000	34,031.04	99.1500	B	28/02/2020	99.0100	102.0000
200,000	1,000.00	1,000.00	3.50	21/03/2022	5	---	6	---	1	O.P.A.P. S.A. (Non Convertible)	15.8472	3.2110	99.9100	99.9900	99.9100	100.0000	27/02/2020	135,000	137,038.67	99.9100	B	28/02/2020	99.9100	100.9900
40,000,000	1.00	1.00	5.00	04/10/2021	5	---	14	---	1	HOUSEMARKET S.A. (Non Convertible)	0.0079	3.2780	100.0000	102.0730	101.7814	102.5000	27/02/2020	113,728	116,654.31	100.8000	B	28/02/2020	101.7814	105.1000
150,000	1,000.00	1,000.00	2.60	22/10/2026	7	---	1	---	1	TERNA ENERGY FINANCE S.A. (Non Convertible)	9.6778	2.8630	95.4000	99.7400	98.3621	99.8250	27/02/2020	238,000	236,405.10	98.1100	B	28/02/2020	95.4000	102.8000
200,000	1,000.00	1,000.00	3.60	12/03/2026	7	---	2	---	1	AEGEAN AIRLINES S.A. (Non Convertible)	17.4000	3.3860	99.2000	101.9000	100.4800	102.6190	27/02/2020	334,000	340,049.31	99.9900	B	28/02/2020	100.4800	107.3000

Corporate Bonds Notes

Transactions Volume = (Pieces) * (Nominal Price). Transactions Value = (Pieces) * (Nominal Price) * (price %) + (Accrued interest).

The price of a Bond is stated as a percentage (%) of Bond's Nominal Price.

Nominal Price in Euros (€), except if it is noted differently.

Government Bonds

Number Listed Bonds	Nominal price	Today's Rate	Accrued Interest Calc	Exp. Date [1]	Duration (years)	Note	Coupons Date	Curr. coupon value	Trading Unit	Government Bonds	Price min	Price max	Closing price	Previous closing price/date	Volume	Transactions Value	Price	Last order Buy / Sell	Date
3,000,000	1,000.00	4.38	Actual/Actual	01/08/2022	5	---	01/08	4.38	1	GGB-FXD-010822-05Y-4.375-1.000	---	---	---	---	---	---	1.0000	B	28/11/2018
2,500,000	1,000.00	1.88	Actual/Actual	04/02/2035	15	---	04/02	1.88	1	GGB-FXD-040235-15Y-1.875-1.000	---	---	---	---	---	---	---	---	---
2,500,000	1,000.00	3.45	Actual/Actual	02/04/2024	5	---	02/04	3.45	1	GGB-FXD-020424-05Y-3.450-1.000	---	---	---	---	---	---	---	---	---
4,355,990,324	1.00	3.50	Actual/Actual	30/01/2023	5	---	01/02 - 31/01	3.50	1	GGB-FXD-300123-05Y-3.500-1.000	---	---	---	94.5720 13/07/2018	---	---	1.0000	B	28/11/2018
5,962,747,327	1.00	3.75	Actual/Actual	30/01/2028	10	---	/02 - 01/02 - 31/	3.75	1	GGB-FXD-300128-10Y-3.750-1.000	---	---	---	85.4610 13/07/2018	---	---	1.0000	B	28/11/2018
6,091,218,404	1.00	3.90	Actual/Actual	30/01/2033	15	---	/02 - 01/02 - 31/	3.90	1	GGB-FXD-300133-15Y-3.900-1.000	---	---	---	78.6730 13/07/2018	---	---	1.0000	B	28/11/2018
4,805,399,486	1.00	4.00	Actual/Actual	30/01/2037	19	---	/02 - 01/02 - 31/	4.00	1	GGB-FXD-300137-19Y-4.000-1.000	---	---	---	77.0370 13/07/2018	---	---	1.0000	B	28/11/2018
4,603,713,186	1.00	4.20	Actual/Actual	30/01/2042	24	---	/02 - 01/02 - 31/	4.20	1	GGB-FXD-300142-24Y-4.200-1.000	---	---	---	77.7640 13/07/2018	---	---	1.0000	B	28/11/2018
550,418,123	1.00	3.65	Actual/Actual	24/02/2023	11	---	24/02	3.65	1	GGB-FXD-240223-11Y-2.000-1.000	---	---	---	10.0000 22/06/2015	---	---	10.0000	B	11/07/2019
445,007,576	1.00	3.65	Actual/Actual	24/02/2024	12	---	24/02	3.65	1	GGB-FXD-240224-12Y-2.000-1.000	---	---	---	10.0000 22/06/2015	---	---	---	---	---
423,674,226	1.00	3.65	Actual/Actual	24/02/2025	13	---	24/02	3.65	1	GGB-FXD-240225-13Y-2.000-1.000	---	---	---	10.0000 22/06/2015	---	---	---	---	---
212,292,153	1.00	3.65	Actual/Actual	24/02/2026	14	---	24/02	3.65	1	GGB-FXD-240226-14Y-2.000-1.000	---	---	---	10.0000 22/06/2015	---	---	---	---	---
160,621,352	1.00	3.65	Actual/Actual	24/02/2027	15	---	24/02	3.65	1	GGB-FXD-240227-15Y-2.000-1.000	---	---	---	10.0000 22/06/2015	---	---	---	---	---
183,244,055	1.00	3.65	Actual/Actual	24/02/2028	16	---	24/02	3.65	1	GGB-FXD-240228-16Y-2.000-1.000	---	---	---	10.0000 22/06/2015	---	---	---	---	---
164,802,894	1.00	3.65	Actual/Actual	24/02/2029	17	---	24/02	3.65	1	GGB-FXD-240229-17Y-2.000-1.000	---	---	---	10.0000 22/06/2015	---	---	---	---	---
165,460,943	1.00	3.65	Actual/Actual	24/02/2030	18	---	24/02	3.65	1	GGB-FXD-240230-18Y-2.000-1.000	---	---	---	10.0000 22/06/2015	---	---	---	---	---
129,007,241	1.00	3.65	Actual/Actual	24/02/2031	19	---	24/02	3.65	1	GGB-FXD-240231-19Y-2.000-1.000	---	---	---	10.0000 22/06/2015	---	---	---	---	---
126,192,683	1.00	3.65	Actual/Actual	24/02/2032	20	---	24/02	3.65	1	GGB-FXD-240232-20Y-2.000-1.000	---	---	---	10.0000 22/06/2015	---	---	---	---	---
146,905,168	1.00	3.65	Actual/Actual	24/02/2033	21	---	24/02	3.65	1	GGB-FXD-240233-21Y-2.000-1.000	---	---	---	10.0000 22/06/2015	---	---	---	---	---
154,475,606	1.00	3.65	Actual/Actual	24/02/2034	22	---	24/02	3.65	1	GGB-FXD-240234-22Y-2.000-1.000	---	---	---	10.0000 22/06/2015	---	---	---	---	---
144,429,441	1.00	3.65	Actual/Actual	24/02/2035	23	---	24/02	3.65	1	GGB-FXD-240235-23Y-2.000-1.000	---	---	---	10.0000 22/06/2015	---	---	---	---	---
166,211,676	1.00	3.65	Actual/Actual	24/02/2036	24	---	24/02	3.65	1	GGB-FXD-240236-24Y-2.000-1.000	---	---	---	10.0000 22/06/2015	---	---	---	---	---
145,461,669	1.00	3.65	Actual/Actual	24/02/2037	25	---	24/02	3.65	1	GGB-FXD-240237-25Y-2.000-1.000	---	---	---	10.0000 22/06/2015	---	---	---	---	---
146,941,087	1.00	3.65	Actual/Actual	24/02/2038	26	---	24/02	3.65	1	GGB-FXD-240238-26Y-2.000-1.000	---	---	---	10.0000 22/06/2015	---	---	---	---	---
135,115,612	1.00	3.65	Actual/Actual	24/02/2039	27	---	24/02	3.65	1	GGB-FXD-240239-27Y-2.000-1.000	---	---	---	10.0000 22/06/2015	---	---	---	---	---
141,909,637	1.00	3.65	Actual/Actual	24/02/2040	28	---	24/02	3.65	1	GGB-FXD-240240-28Y-2.000-1.000	---	---	---	10.0000 22/06/2015	---	---	---	---	---
136,788,720	1.00	3.65	Actual/Actual	24/02/2041	29	---	24/02	3.65	1	GGB-FXD-240241-29Y-2.000-1.000	---	---	---	10.0000 22/06/2015	---	---	---	---	---
163,643,410	1.00	3.65	Actual/Actual	24/02/2042	30	---	24/02	3.65	1	GGB-FXD-240242-30Y-2.000-1.000	---	---	---	10.0000 22/06/2015	---	---	---	---	---
4,000,000	1,000.00	3.88	Actual/Actual	12/03/2029	10	---	12/03	3.88	1	GGB-FXD-120329-10Y-3.875-1.000	---	---	---	---	---	---	100.0000	B	15/10/2019
503,753	1,000.00	0.32	FLR Actual/360	16/09/2021	2	---	16/03 - 16/09	---	1	GGB-FLT-160921-02Y-0.319-1.000	---	---	---	---	---	---	---	---	---
3,000,000	1,000.00	3.38	Actual/Actual	15/02/2025	7	---	15/02	3.38	1	GGB-FXD-150225-07Y-3.375-1.000	---	---	---	---	---	---	---	---	---
250,250	1,000.00	2.90	Actual/Actual	20/03/2023	4	---	20/03	2.90	1	GGB-FXD-200323-04Y-2.900-1.000	---	---	---	---	---	---	---	---	---
964,000	1,000.00	3.25	Actual/Actual	20/03/2025	6	---	20/03	3.25	1	GGB-FXD-200325-06Y-3.250-1.000	---	---	---	---	---	---	---	---	---
2,100,000	1,000.00	3.55	Actual/Actual	20/03/2026	7	---	20/03	3.55	1	GGB-FXD-200326-07Y-3.550-1.000	---	---	---	---	---	---	---	---	---
3,314,250	1,000.00	3.25	Actual/Actual	20/03/2050	30	---	20/03	3.25	1	GGB-FXD-200350-30Y-3.250-1.000	---	---	---	---	---	---	---	---	---

Government Bonds Notes

Transactions Volume = (Pieces) * (Nominal Price). Transactions Value = (Pieces) * (Nominal Price) * (price %) + (Accrued interest).

The Value of current coupon for the issues with NV 0.01 euro refers to NV 100 euros

FLR: Floating Interest Rate.

[1] - The Expiration Date of the interest bearing period and the Date for coupon payment.

Government Bonds

Number Listed Bonds	Nominal price	Today's Rate	Accrued Interest Calc	Exp. Date [1]	Duration (years)	Note	Coupons Date	Curr. coupon value	Trading Unit	Government Bonds	Price min	Price max	Closing price	Previous closing price/date	Volume	Transactions Value	Price	Last order Buy / Sell	Date
2,500,000	1,000.00	1.88	Actual/Actual	23/07/2026	7	---	23/07	1.88	1	GGB-FXD-230726-07Y-1.875-1.000	---	---	---	---	---	---	---	---	---

Government Bonds Notes

Transactions Volume = (Pieces) * (Nominal Price). Transactions Value = (Pieces) * (Nominal Price) * (price %) + (Accrued interest).

The Value of current coupon for the issues with NV 0.01 euro refers to NV 100 euros

FLR: Floating Interest Rate.

[1] - The Expiration Date of the interest bearing period and the Date for coupon payment.

Treasury Bills & Zero Coupon Government Bonds

Issue Date	13-Week Maturity									26-Week Maturity									52-Week Maturity								
	Exp. Date	Initial Rate	Num Listed Bonds	Nominal price	Issue price	Last Trade Price	Last Trade Date	Volume Traded	Note	Exp. Date	Initial Rate	Num Listed Bonds	Nominal price	Issue price	Last Trade Price	Last Trade Date	Volume Traded	Note	Exp. Date	Initial Rate	Num Listed Bonds	Nominal price	Issue price	Last Trade Price	Last Trade Date	Volume Traded	Note
15/03/2019	---	---	---	---	---	---	---	---	---	---	---	---	---	---	---	---	---	---	13/03/2020	0.95	1,000,000	1,000.00	990.50	---	---	---	---
14/06/2019	---	---	---	---	---	---	---	---	---	---	---	---	---	---	---	---	---	---	12/06/2020	0.47	1,000,000	1,000.00	995.30	---	---	---	---
13/09/2019	---	---	---	---	---	---	---	---	---	---	---	---	---	---	---	---	---	---	11/09/2020	0.29	1,000,000	1,000.00	997.05	---	---	---	---
13/12/2019	---	---	---	---	---	---	---	---	---	---	---	---	---	---	---	---	---	---	11/12/2020	0.07	1,000,000	1,000.00	999.30	---	---	---	---

Bonds in Circulation	Currency / Min nominal traded Value	Coupons Payment Date	Current Coupon Value	Note	Coupon	Trading Unit	Issue Date	Duration (years)	Today's Interest	A.I.C in days	Bonds	Last price of previous days		Last Outcry in Cash (euro)			Trades in Pieces	Life min	Life Max
												Price	Buy / Sell	Price	Buy / Sell	Date			
Corporate Bonds in Foreign Currency and Euro																			
103,746	GBP / 10	01/12	0.25	---	61	1	01/12/1930	98	2.5	360	National Mortgage Bank	2.27	05/02/1996	2.27	S	05/02/1996	---	2.27	2.27
0	GBP / 10	01/12	0.25	---	63	1	01/12/1928	100	2.5	360	National Mortgage Bank	---	---	---	---	---	---	---	---

Government Bonds Notes

A.I.C: Accrued Interest Calculation base.

FLR: Floating Interest Rate.

The minimum tradeable Nominal Value for all Demeterialised Government Titles is 100 Euros.

(μτφρ-0)

Athex & ATHEXClear Members List

Member Name				Stock Market			Derivatives Market		ATHEXClear Member	
	Address	Phone	Fax	Market Member	Remote Member	Market Maker	Proprietary	Market Maker	General Clearing	Direct Clearing
A. SARRIS SECURITIES S.A.				a						
6, ΔΡΑΓΑΤΣΑΝΙΟΥ 6 ΑΘΗΝΑ	2103367700									
ALPHA BANK A.E.									a	
40, STADIΟΥ STR ΑΘΗΝΑ	(210)-3260000	(210)-3264116								
103, AVE. ΑΘΗΝΟΝ ΑΘΗΝΑ	+30 2103436820	210-3436270								
40, STADIΟΥ STR ΑΘΗΝΑ	(210)-3265546	(210)-3265811								
ALPHA FINANCE INVESTMENT SERVICES S.A.				a		a	a	a		a
5, ΜΕΡΛΙΝ 5 ΑΘΗΝΑ	2103677400									
ARGUS STOCKBROKERS LTD				a	a		a			
25, 25 ΛΕΩΦΟΡΟΣ ΔΗΜΟΣΘΕΝΗ ΣΕΒΕΡΗ	0035722717000									
ATLANTIC SECURITIES LIMITED				a						
37, ΠΡΟΔΡΟΜΟΥ 37	0035722445400									
ATLANTIC SECURITIES LIMITED					a					
, ΠΡΟΔΡΟΜΟΥ 37	22445400									
AXON SECURITIES S.A.				a			a			
48, ΣΤΑΔΙΟΥ 48 ΑΘΗΝΑ	2103363800									
BETA SECURITIES S.A.				a		a	a			a
29, Α.ΑΛΕΞΑΝΔΡΑΣ 29 ΑΘΗΝΑ	2106478930									
BNP PARIBAS SECURITIES SERVICES									a	
2, ΛΑΜΨΑΚΟΥ 2 ΑΘΗΝΑ	2107468500									
BOFA SECURITIES EUROPE SA				a	a					
, 112 AVENUE KL?BER 75116	+33 153655555									
CAPITAL SECURITIES S.A.				a			a			
58, ΜΗΤΡΟΠΟΛΕΩΣ 58 ΑΘΗΝΑ	2103369700									
CFS SECURITIES INVESTMENT SERVICES S.A.				a						
3, ΠΑΠΑΡΡΗΓΟΠΟΥΛΟΥ 3 ΑΘΗΝΑ	2103360800									
CITIGROUP GLOBAL MARKETS EUROPE AG				a	a					
16, REUTERWEG 16 FRANKFURT	+49 691366-0									
CITIGROUP GLOBAL MARKETS LIMITED				a	a					
1, 33 CANADA SQUARE -CANARY WHARF	+44 02079864000									
CREDIT SUISSE SECURITIES (EUROPE) LIMITED				a	a					
1, ONE CABOT SQUARE LONDON	+44 2078888888									
CREDIT SUISSE SECURITIES SOCIEDAD DE VALORES SA				a	a					
, CALLE AYALA 42, 3A PLANTA-B MADRID	+34917916000									
CYCLOS SECURITIES S.A.				a			a			a
39, ΠΑΝΕΠΙΣΤΗΜΙΟΥ 39 ΑΘΗΝΑ	2103364300									
DEUTSCHE BANK S.A.					a					
1, GREAT WINCHESTER STREET LONDON	+44 20 754 54209	00441133361437								
DYNAMIC SECURITIES S.A.				a			a			a
, ΤΡΑΛΛΕΩΝ 2 & Α.ΣΥΓΓΡΟΥ 223 ΝΕΑ ΣΜΥΡΝΙ	2103677700									
EUROBANK EQUITIES INVESTMENT FIRM S.A				a		a	a	a		a
, ΦΙΛΕΛΗΝΩΝ 10 & ΞΕΝΟΦΩΝΤΟΣ 13 ΑΘΗΝΑ	2103720000									
EUROBANK ERGASIAS S.A.									a	
8, ΟΘΩΝΟΣ STR. ΑΘΗΝΑ	(210)-3337969	(210)-3245916								
	(210)-3337000	(210)-3233866								
8, ΟΘΩΝΟΣ ΑΘΗΝΑ	+30 2103337000	210-3245916								
EUROCORP INVESTMENT SERVICES S.A.				a			a			a
14, ΠΛ.ΦΙΛΙΚΗΣ ΕΤΑΙΡΕΙΑΣ 14 ΑΘΗΝΑ	2107263600									
EUOTRUST INVESTMENT FIRM SA				a						
113, ΣΕΒΑΣΤΟΥΠΟΛΕΩΣ 113 ΑΘΗΝΑ	2103363100									
EUROXX SECURITIES S.A.				a		a	a	a		a
7, ΠΑΛΑΙΟΛΟΓΟΥ CHALANDRI	(210)-6879400	(210)-6879401								
7, ΠΑΛΕΟΛΟΓΟΥ CHALANDRI	+30 2106879400	210-6879401								
G. A. PERVANAS SECURITIES- INVESTMENT SERVICES S.A.				a						
7-9, ΣΟΦΟΚΛΕΟΥΣ 7-9 ΑΘΗΝΑ	2103727200									
GLOBAL CAPITAL SECURITIES & FINANCIAL SERVICES LTD				a	a					
50, Λ.ΑΡΧΙΕΠΙΣΚΟΠΟΥ ΜΑΚΑΡΙΟΥ Γ50	0035722710710									
HELLENIC AMERICAN SECURITIES S.A.				a		a	a			a
27, ΑΝΔΡΕΑ ΠΑΠΑΝΔΡΕΟΥ 27 ΜΑΡΟΥΣΙ	2103311100									
HELLENIC BANK (INVESTMENTS) LTD					a					
, AVE.KYRIAKΟΥ MATSI 31 - PO BOX 24747 NICOSIA	+357 22500100	357 22500110								
HSBC FRANCE									a	
109-111, Α.ΜΕΣΟΓΕΙΩΝ 109-111	2106960000									

Athex & ATHEXClear Members List

Member Name				Stock Market			Derivatives Market		ATHEXClear Member	
	Address	Phone	Fax	Market Member	Remote Member	Market Maker	Proprietary	Market Maker	General Clearing	Direct Clearing
INDEX SECURITIES S.A.				a						
6, ΔΡΑΓΑΤΣΑΝΙΟΥ 6 ΑΘΗΝΑ	2103213920									
J. CHR. MAVRIKIS SECURITIES S.A.				a						
5, ΣΟΦΟΚΛΕΟΥΣ 5 ΑΘΗΝΑ	2103216730									
KAPPA SECURITIES S.A.				a			a			
15, ΒΑΛΛΑΡΠΙΤΟΥ 15 ΑΘΗΝΑ	2103678600									
KARAMANOF SECURITIES & INVESTMENT SERVICES S.A.				a			a			
2, ΠΛ.ΑΓ.ΘΕΟΔΩΡΩΝ 2 ΑΘΗΝΑ	2103212947									
LAIKI FINANCIAL SERVICES LTD					a					
26, AVE. VYRONOS NICOSIA	357 22367367	357 22718567								
LEON DEPOLAS SECURITIES S.A.				a		a	a			
1, ΧΡΗΣΤΟΥ ΛΑΔΑ 1 ΑΘΗΝΑ	2103213276 -28									
MEGA EQUITY SECURITIES & FINANCIAL SERVICES PUBLIC LTD				a	a		a			
42-44, ΛΕΩΦ.ΓΡΙΒΑ ΔΙΓΓΕΝΗ 42-44	0035722711711									
MERIT SECURITIES S.A.				a		a	a			a
5, ΣΟΦΟΚΛΕΟΥΣ 5 ΑΘΗΝΑ	2103671880									
MERRILL LYNCH INTERNATIONAL				a	a					
2, 2 KING EDWARD STREET LONDON	+44 20276281000									
N. CHRYSOCHOIDIS SECURITIES S.A.				a			a			a
7-9, ΣΟΦΟΚΛΕΟΥΣ 7-9 ΑΘΗΝΑ	2103213913									
NATIONAL BANK OF GREECE S.A.				a		a	a		a	
86, ΑΙΟΛΟΥ ΣΤΡ. ΑΘΗΝΑ	(210)-3341000	(210)-3228187								
68, ΑΚΑΔΙΜΙΑΣ ΣΤΡ. ΑΘΗΝΑ	(210)-3328817	(210)-3328678								
NATIONAL SECURITIES S.A.				a		a	a	a		
66, ΛΕΩΦ. ΚΗΦΙΣΙΑΣ 66 (ΚΤΗΡΙΟ Α) ΜΑΡΟΥΣΙ	2107720000									
NUNTIUS BROKERAGE AND INVESTMENT SERVICES S.A				a						
6, ΔΡΑΓΑΤΣΑΝΙΟΥ 6 ΑΘΗΝΑ	2103350599									
ONE PLUS CAPITAL LIMITED				a	a					
, 75 PRODROMOU AVENUE NICOSIA 1307	35722873760									
OPTIMA BANK S.A.				a		a	a	a	a	
32, ΑΙΓΙΑΛΕΙΑΣ 32 & ΠΑΡΑΔΕΙΣΟΥ ΜΑΡΟΥΣΙ	2108173111									
PANTELAKIS SECURITIES S.A.				a		a	a	a		
57, ΕΘΝΙΚΗΣ ΑΝΤΙΣΤΑΣΕΩΣ 57, ΚΤΙΡΙΟ Β CHALANDRI	2106965000									
PEGASUS SECURITIES S.A				a			a			
17, ΒΑΛΛΑΡΠΙΤΟΥ 17 & ΑΜΕΡΙΚΗΣ ΑΘΗΝΑ	2103670700									
PIRAEUS BANK S.A.				a			a		a	
4, ΑΜΕΡΙΚΗΣ ΑΘΗΝΑ	+30 2103335000	210-3335079								
4, ΑΜΕΡΙΚΗΣ ΣΤΡ ΑΘΗΝΑ	(210)-3335918	(210)-3254207								
4, ΑΜΕΡΙΚΗΣ ΣΤΡ. ΑΘΗΝΑ	(210)-3335000	(210)-3335079								
PIRAEUS SECURITIES S. A.				a		a	a	a		a
10, ΣΤΑΔΙΟΥ 10 ΑΘΗΝΑ	2103354100									
PROCHOICE SECURITIES LTD				a	a					
57, ΛΕΩΦ.ΣΠΥΡΟΥ ΚΥΠΡΙΑΝΟΥ 57, ΑΚΙΝΗΤΑ Φ	035724661192									
SHARELINK SECURITIES & FINANCIAL SERVICES LTD				a	a		a			
6, HOUSE-ΘΕΟΤΟΚΗ 6 ΜΕΓΑΡΟ ΕΛΛΗΝΑ	+357 22554200									
SOCIETE GENERALE S.A.				a	a		a			
, 17 COURS VALMY, CEDEX	+157290504									
SOLIDUS SECURITIES S.A				a			a			a
64, ΛΟΥΙΖΗΣ ΡΙΑΝΚΟΥΡ 64 ΑΘΗΝΑ	2106900600									
ST. EM. LAVRENTAKIS SECURITIES S.A.				a			a			
7-9, ΣΟΦΟΚΛΕΟΥΣ 7-9 ΑΘΗΝΑ	2103213336									
THE CYPRUS INVESTMENT & SECURITIES CORPORATION LTD				a	a					
154, ΛΕΩΦ. ΛΕΜΕΣΟΥ 154	0035722121700									
UBS EUROPE SE				a	a					
, OPERNTURM, BOCKENHEIMER LANDSTRASSE 2-4	496921790									
UBS LIMITED					a					
1, FINSBURY AVENUE LONDON	+44 2075687135									

List of Stocks under Market Making operations

Securities	Stock Category
Market Maker	Start Market Making
ALPHA ETF FTSE Athex Large Cap	Exchange Traded Funds (ETFs)
ALPHA FINANCE INVESTMENT SERVICES S.A.	02/01/1900
NATIONAL SECURITIES S.A.	02/01/1900
ADMIE (IPTO) HOLDING S.A. (CR)	Main Market
PIRAEUS SECURITIES S. A.	29/06/2017
ALPHA BANK (CR)	Main Market
ALPHA FINANCE INVESTMENT SERVICES S.A.	29/02/2016
EUROBANK EQUITIES INVESTMENT FIRM S.A	22/10/2006
HELLENIC AMERICAN SECURITIES S.A.	25/07/2014
LEON DEPOLAS SECURITIES S.A.	04/01/2016
MERIT SECURITIES S.A	03/09/2012
NATIONAL SECURITIES S.A.	02/01/1900
PIRAEUS SECURITIES S. A.	28/05/2009
AS COMPANY SA (CR)	Main Market
EUROBANK EQUITIES INVESTMENT FIRM S.A	01/04/2019
ATTICA BANK S.A. (CR)	Main Market
EUROBANK EQUITIES INVESTMENT FIRM S.A	11/11/2019
EUROXX SECURITIES S.A.	22/01/2016
PIRAEUS SECURITIES S. A.	20/09/2017
ATTICA HOLDINGS (CR)	Main Market
HELLENIC AMERICAN SECURITIES S.A.	28/12/2017
AUTOHELLAS SA (CR)	Main Market
ALPHA FINANCE INVESTMENT SERVICES S.A.	01/07/2019
EUROXX SECURITIES S.A.	02/07/2018
AVAX S.A. (CR)	Main Market
EUROBANK EQUITIES INVESTMENT FIRM S.A	14/12/2015
BRIQ PROPERTIES (CR)	Main Market
EUROBANK EQUITIES INVESTMENT FIRM S.A	09/09/2019
BYTE COMPUTER SA (CR)	Main Market
MERIT SECURITIES S.A	04/08/2008
CC HBC AG (CR)	Main Market
NATIONAL SECURITIES S.A.	02/01/1900
PIRAEUS SECURITIES S. A.	04/05/2015
CENERGY HOLDINGS (CB)	Main Market
ALPHA FINANCE INVESTMENT SERVICES S.A.	02/01/2016
EUROBANK EQUITIES INVESTMENT FIRM S.A	02/01/2016
CNL CAPITAL (CR)	Main Market
MERIT SECURITIES S.A	01/10/2018
EKTER SA (CR)	Main Market
EUROBANK EQUITIES INVESTMENT FIRM S.A	16/10/2017
LEON DEPOLAS SECURITIES S.A.	21/05/2018
ELASTRON (CR)	Main Market
LEON DEPOLAS SECURITIES S.A.	20/02/2017
ELLAKTOR (CR)	Main Market
ALPHA FINANCE INVESTMENT SERVICES S.A.	18/03/2019
EUROXX SECURITIES S.A.	24/09/2018
HELLENIC AMERICAN SECURITIES S.A.	14/01/2019
NATIONAL SECURITIES S.A.	02/01/1900
PIRAEUS SECURITIES S. A.	22/10/2018
ELTON SA (CR)	Main Market
BETA SECURITIES S.A.	03/09/2012
LEON DEPOLAS SECURITIES S.A.	01/04/2019
ELVALHALCOR (CR)	Main Market
ALPHA FINANCE INVESTMENT SERVICES S.A.	07/05/2018
EUROBANK EQUITIES INVESTMENT FIRM S.A	07/05/2018
EUROBANK ERGASIAS (CR)	Main Market
ALPHA FINANCE INVESTMENT SERVICES S.A.	09/01/2006
EUROBANK EQUITIES INVESTMENT FIRM S.A	01/06/2012
HELLENIC AMERICAN SECURITIES S.A.	25/07/2014
LEON DEPOLAS SECURITIES S.A.	30/11/2018
MERIT SECURITIES S.A	06/11/2017
NATIONAL SECURITIES S.A.	02/01/1900
PIRAEUS SECURITIES S. A.	28/09/2009
EUROPEAN RELIANCE INSUR. (CR)	Main Market
EUROBANK EQUITIES INVESTMENT FIRM S.A	08/07/2019
PANTELAKIS SECURITIES S.A.	15/07/2019
EYDAP S.A. (CR)	Main Market
ALPHA FINANCE INVESTMENT SERVICES S.A.	27/01/2020
EUROBANK EQUITIES INVESTMENT FIRM S.A	10/06/2019

List of Stocks under Market Making operations

Securities	Market Maker	Start Market Making	Stock Category
FOURLIS (CR)			Main Market
	EUROBANK EQUITIES INVESTMENT FIRM S.A	01/12/2016	
	PIRAEUS SECURITIES S. A.	06/03/2017	
GEK TERNA (CR)			Main Market
	HELLENIC AMERICAN SECURITIES S.A.	07/09/2015	
	PIRAEUS SECURITIES S. A.	29/08/2019	
GR. SARANTIS S.A. (CR)			Main Market
	BETA SECURITIES S.A.	14/05/2012	
	EUROBANK EQUITIES INVESTMENT FIRM S.A	24/10/2016	
HELLENIC EXCHANGES-A.S.E. (CR)			Main Market
	NATIONAL SECURITIES S.A.	02/01/1900	
	PIRAEUS SECURITIES S. A.	04/05/2015	
HELLENIC PETROLEUM (CR)			Main Market
	HELLENIC AMERICAN SECURITIES S.A.	14/09/2015	
	PIRAEUS SECURITIES S. A.	20/03/2017	
IKTINOS HELLAS SA (CR)			Main Market
	ALPHA FINANCE INVESTMENT SERVICES S.A.	01/04/2019	
	EUROBANK EQUITIES INVESTMENT FIRM S.A	25/02/2019	
	NATIONAL SECURITIES S.A.	02/01/1900	
INTERCONTINENTAL (CR)			Main Market
	LEON DEPOLAS SECURITIES S.A.	03/06/2019	
INTRACOM HOLDINGS (CR)			Main Market
	LEON DEPOLAS SECURITIES S.A.	08/10/2018	
INTRALOT (CR)			Main Market
	EUROBANK EQUITIES INVESTMENT FIRM S.A	01/06/2012	
	EUROXX SECURITIES S.A.	12/06/2017	
	HELLENIC AMERICAN SECURITIES S.A.	30/05/2018	
	PIRAEUS SECURITIES S. A.	28/09/2009	
JUMBO SA (CR)			Main Market
	MERIT SECURITIES S.A	06/11/2017	
	PIRAEUS SECURITIES S. A.	06/03/2017	
KARAMOLEGOS SA (CR)			Main Market
	EUROXX SECURITIES S.A.	04/10/2019	
KLOUKINAS - LAPPAS SA (CR)			Main Market
	BETA SECURITIES S.A.	22/09/2014	
KRI-KRI S.A. (CR)			Main Market
	EUROBANK EQUITIES INVESTMENT FIRM S.A	07/05/2018	
	LEON DEPOLAS SECURITIES S.A.	16/01/2017	
LAMDA DEVELOPMENT SA (CR)			Main Market
	EUROBANK EQUITIES INVESTMENT FIRM S.A	08/12/2014	
	PANTELAKIS SECURITIES S.A.	06/11/2017	
	PIRAEUS SECURITIES S. A.	29/06/2017	
LAMPSA HOTEL SA (CR)			Main Market
	LEON DEPOLAS SECURITIES S.A.	16/01/2017	
MARFIN INVESTMENT GROUP (CR)			Main Market
	PIRAEUS SECURITIES S. A.	02/02/2009	
MLS MULTIMEDIA SA (CR)			Main Market
	PIRAEUS SECURITIES S. A.	01/08/2019	
MOTOR OIL (CR)			Main Market
	HELLENIC AMERICAN SECURITIES S.A.	01/09/2014	
	LEON DEPOLAS SECURITIES S.A.	01/04/2019	
	MERIT SECURITIES S.A	25/02/2019	
	NATIONAL SECURITIES S.A.	02/01/1900	
	PIRAEUS SECURITIES S. A.	04/05/2015	
MYTILINEOS (CR)			Main Market
	ALPHA FINANCE INVESTMENT SERVICES S.A.	15/04/2019	
	EUROBANK EQUITIES INVESTMENT FIRM S.A	20/09/2017	
	MERIT SECURITIES S.A	25/02/2019	
	NATIONAL SECURITIES S.A.	02/01/1900	
	PIRAEUS SECURITIES S. A.	04/05/2015	
NATIONAL BANK (CR)			Main Market
	ALPHA FINANCE INVESTMENT SERVICES S.A.	09/01/2006	
	EUROBANK EQUITIES INVESTMENT FIRM S.A	22/10/2006	
	HELLENIC AMERICAN SECURITIES S.A.	25/07/2014	
	LEON DEPOLAS SECURITIES S.A.	20/05/2015	
	MERIT SECURITIES S.A	03/09/2012	
	NATIONAL SECURITIES S.A.	02/01/1900	
	PIRAEUS SECURITIES S. A.	08/09/2008	

List of Stocks under Market Making operations

Securities	Market Maker	Start Market Making	Stock Category
OPAP (CR)			Main Market
ALPHA FINANCE INVESTMENT SERVICES S.A.		09/01/2006	
EUROBANK EQUITIES INVESTMENT FIRM S.A		22/10/2006	
HELLENIC AMERICAN SECURITIES S.A.		25/07/2014	
MERIT SECURITIES S.A		20/03/2017	
NATIONAL SECURITIES S.A.		02/01/1900	
PIRAEUS SECURITIES S. A.		04/05/2015	
OTE (CR)			Main Market
ALPHA FINANCE INVESTMENT SERVICES S.A.		09/01/2006	
EUROBANK EQUITIES INVESTMENT FIRM S.A		22/10/2006	
HELLENIC AMERICAN SECURITIES S.A.		25/07/2014	
LEON DEPOLAS SECURITIES S.A.		20/04/2015	
MERIT SECURITIES S.A		20/03/2017	
NATIONAL SECURITIES S.A.		02/01/1900	
PIRAEUS SECURITIES S. A.		08/09/2008	
P.P.A. S.A. (CR)			Main Market
EUROBANK EQUITIES INVESTMENT FIRM S.A		06/02/2019	
PAPOUTSANIS (CR)			Main Market
ALPHA FINANCE INVESTMENT SERVICES S.A.		19/11/2018	
BETA SECURITIES S.A.		25/11/2013	
PETROPOULOS PETROS (CR)			Main Market
EUROBANK EQUITIES INVESTMENT FIRM S.A		01/04/2019	
PIRAEUS BANK (CR)			Main Market
ALPHA FINANCE INVESTMENT SERVICES S.A.		15/04/2019	
EUROBANK EQUITIES INVESTMENT FIRM S.A		22/10/2006	
EUROXX SECURITIES S.A.		15/02/2016	
HELLENIC AMERICAN SECURITIES S.A.		25/07/2014	
LEON DEPOLAS SECURITIES S.A.		30/11/2018	
MERIT SECURITIES S.A		16/09/2013	
NATIONAL SECURITIES S.A.		02/01/1900	
PIRAEUS SECURITIES S. A.		16/02/2009	
PLAISIO COMPUTERS SA (CR)			Main Market
EUROBANK EQUITIES INVESTMENT FIRM S.A		02/03/2015	
PPC (CR)			Main Market
ALPHA FINANCE INVESTMENT SERVICES S.A.		09/01/2006	
EUROBANK EQUITIES INVESTMENT FIRM S.A		22/10/2006	
HELLENIC AMERICAN SECURITIES S.A.		01/09/2014	
MERIT SECURITIES S.A		06/11/2017	
NATIONAL SECURITIES S.A.		02/01/1900	
PIRAEUS SECURITIES S. A.		28/09/2009	
PROFILE SA (CR)			Main Market
PANTELAKIS SECURITIES S.A.		01/07/2019	
QUEST HOLDINGS (CR)			Main Market
BETA SECURITIES S.A.		26/03/2018	
EUROBANK EQUITIES INVESTMENT FIRM S.A		28/01/2019	
SPIROY AGRICULTURE SA (CR)			Main Market
EUROBANK EQUITIES INVESTMENT FIRM S.A		02/09/2019	
TERNA ENERGY (CR)			Main Market
PIRAEUS SECURITIES S. A.		09/12/2019	
THRACE PLASTICS SA (CR)			Main Market
ALPHA FINANCE INVESTMENT SERVICES S.A.		26/03/2018	
EUROBANK EQUITIES INVESTMENT FIRM S.A		26/03/2018	
TITAN CEMENT (CB)			Main Market
EUROBANK EQUITIES INVESTMENT FIRM S.A		06/11/2019	
VIOHALCO SA/NV (CB)			Main Market
ALPHA FINANCE INVESTMENT SERVICES S.A.		11/03/2008	
EUROBANK EQUITIES INVESTMENT FIRM S.A		04/03/2014	
MERIT SECURITIES S.A		17/03/2014	

Underlying Asset				Derivatives Market													
Price max	Price min	Closing price	change	Delivery Month	Open price	Price max	Price min	Last price	Closing price	Last Bid	Last Ask	Fixing price*	Life high	Life low	Trades	Volume	Open Interest
FTSE/Athex Large Cap																	
1,949.42	1,823.29	1,823.29	-6.47%	March 2020	1,935.00	1,935.00	1,816.50	1,820.00	1,820.00	---	---		2,373.75	---	702	4,961	8,996
				April 2020	1,857.75	1,888.75	1,820.75	1,820.75	1,820.75	---	---		2,324.00	---	47	411	564
				May 2020	---	---	---	---	1,957.75	---	---		---	---	---	---	---
				June 2020	---	---	---	---	1,961.75	---	---		---	---	---	---	---
				September 2020	---	---	---	---	1,971.50	---	---		---	---	---	---	---
				December 2020	---	---	---	---	1,981.25	---	---		---	---	---	---	---

(Trade Unit: 1 Index Point x 2E, Cash Settlement)

Derivatives notes

Fixing prices and final open positions can be retrieved from the following path <http://www.helex.gr/el/web/guest/statistics-end-of-day-derivatives>

Underlying Asset				Derivatives Market													
Price max	Price min	Closing price	change	Delivery Month	Open price	Price max	Price min	Last price	Closing price	Last Bid	Last Ask	Fixing price*	Life high	Life low	Trades	Volume	Open Interest
ADMIE (IPTO) HOLDING S.A. (CR)				(Contract Size: 100 Securities, Physical Delivery)													
2.26	2.065	2.14	-4.46%	March 2020	2.10	2.26	2.07	2.12	2.12	---	---	---	2.80	---	422	4,383	9,157
				June 2020	2.12	2.29	2.12	2.29	2.29	---	---	---	2.75	---	8	30	142
				September 2020	---	---	---	---	2.27	---	---	---	---	---	---	---	---
				December 2020	---	---	---	---	2.28	---	---	---	---	---	---	---	---
ALPHA BANK (CR)				(Contract Size: 100 Securities, Physical Delivery)													
1.349	1.236	1.287	-5.64%	March 2020	1.30	1.34	1.22	1.29	1.29	---	---	---	1.94	---	524	10,237	24,511
				June 2020	1.26	1.30	1.26	1.28	1.28	---	---	---	1.58	---	9	88	2
				September 2020	---	---	---	---	1.38	---	---	---	---	---	---	---	---
				December 2020	---	---	---	---	1.39	---	---	---	---	---	---	---	---
ATTICA BANK S.A. (CR)				(Contract Size: 100 Securities, Physical Delivery)													
0.23	0.201	0.204	-11.30%	March 2020	0.212	0.228	0.200	0.200	0.200	---	---	---	0.485	---	14	1,628	5,242
				June 2020	---	---	---	---	0.231	---	---	---	---	---	---	---	---
				September 2020	---	---	---	---	0.233	---	---	---	---	---	---	---	---
				December 2020	---	---	---	---	0.234	---	---	---	---	---	---	---	---
CC HBC AG (CR)				(Contract Size: 100 Securities, Physical Delivery)													
30.1	28.4	28.4	-7.37%	March 2020	29.51	29.63	28.41	28.41	28.41	---	---	---	34.45	---	34	107	400
				June 2020	---	---	---	---	30.85	---	---	---	---	---	---	---	---
				September 2020	---	---	---	---	31.01	---	---	---	35.15	---	---	---	1
				December 2020	---	---	---	---	31.16	---	---	---	---	---	---	---	---
CENERGY HOLDINGS (CB)				(Contract Size: 100 Securities, Physical Delivery)													
1.1	1	1.094	-1.80%	March 2020	1.11	1.11	1.00	1.05	1.05	---	---	---	1.52	---	112	869	7,609
				June 2020	---	---	---	---	1.12	---	---	---	---	---	---	---	---
				September 2020	---	---	---	---	1.13	---	---	---	---	---	---	---	---
				December 2020	---	---	---	---	1.13	---	---	---	---	---	---	---	---
ELLAKTOR (CR)				(Contract Size: 100 Securities, Physical Delivery)													
1.23	1.128	1.21	-3.20%	March 2020	1.16	1.23	1.13	1.20	1.20	---	---	---	1.97	---	386	3,726	18,841
				June 2020	1.17	1.17	1.17	1.17	1.17	---	---	---	1.52	---	1	1	152
				September 2020	---	---	---	---	1.26	---	---	---	---	---	---	---	---
				December 2020	---	---	---	---	1.27	---	---	---	---	---	---	---	---
EUROBANK ERGASIAS (CR)				(Contract Size: 100 Securities, Physical Delivery)													
0.61	0.554	0.566	-7.82%	March 2020	0.620	0.623	0.555	0.559	0.559	---	---	---	0.935	---	643	16,715	58,224
				June 2020	0.576	0.610	0.570	0.575	0.575	---	---	---	0.820	---	9	26	127
				September 2020	---	---	---	---	0.621	---	---	---	---	---	---	---	---
				December 2020	---	---	---	---	0.624	---	---	---	---	---	---	---	---

Derivatives notes

Fixing prices and final open positions can be retrieved from the following path <http://www.helex.gr/el/web/guest/statistics-end-of-day-derivatives>

Underlying Asset				Derivatives Market													
Price max	Price min	Closing price	change	Delivery Month	Open price	Price max	Price min	Last price	Closing price	Last Bid	Last Ask	Fixing price*	Life high	Life low	Trades	Volume	Open Interest
EYDAP S.A. (CR)				(Contract Size: 100 Securities, Physical Delivery)													
6.59	6.32	6.4	-6.57%	March 2020	6.55	6.56	6.20	6.35	6.35	---	---	---	7.80	---	97	266	810
				June 2020	6.80	6.80	6.80	6.80	6.80	---	---	---	6.80	---	1	2	3
				September 2020	---	---	---	---	6.93	---	---	---	---	---	---	---	---
				December 2020	---	---	---	---	6.96	---	---	---	---	---	---	---	---
FOURLIS (CR)				(Contract Size: 100 Securities, Physical Delivery)													
5.14	4.71	4.9	-2.00%	March 2020	4.80	5.08	4.72	4.93	4.93	---	---	---	5.96	---	12	27	64
				June 2020	---	---	---	---	5.03	---	---	---	---	---	---	---	---
				September 2020	---	---	---	---	5.06	---	---	---	---	---	---	---	---
				December 2020	---	---	---	---	5.08	---	---	---	---	---	---	---	---
GEK TERNA (CR)				(Contract Size: 100 Securities, Physical Delivery)													
6.55	5.9	6.04	-10.12%	March 2020	6.31	6.52	5.95	6.05	6.05	---	---	---	8.89	---	230	656	6,658
				June 2020	---	---	---	---	6.76	---	---	---	---	---	---	---	---
				September 2020	---	---	---	---	6.80	---	---	---	---	---	---	---	---
				December 2020	---	---	---	---	6.83	---	---	---	---	---	---	---	---
HELLENIC EXCHANGES-A.S.E. (CR)				(Contract Size: 100 Securities, Physical Delivery)													
3.865	3.6	3.6	-6.86%	March 2020	3.75	3.88	3.58	3.60	3.60	---	---	---	5.09	---	325	721	2,720
				June 2020	---	---	---	---	3.89	---	---	---	---	---	---	---	---
				September 2020	---	---	---	---	3.91	---	---	---	---	---	---	---	---
				December 2020	---	---	---	---	3.93	---	---	---	---	---	---	---	---
HELLENIC PETROLEUM (CR)				(Contract Size: 100 Securities, Physical Delivery)													
6.4	5.9	6.25	-5.45%	March 2020	6.33	6.34	5.98	6.22	6.22	---	---	---	8.68	---	236	762	2,510
				June 2020	6.62	6.62	6.62	6.62	6.62	---	---	---	6.80	---	1	3	2
				September 2020	---	---	---	---	6.68	---	---	---	---	---	---	---	---
				December 2020	---	---	---	---	6.72	---	---	---	---	---	---	---	---
INTRACOM HOLDINGS (CR)				(Contract Size: 100 Securities, Physical Delivery)													
0.574	0.52	0.538	-7.56%	March 2020	0.570	0.580	0.510	0.533	0.533	---	---	---	1.01	---	48	542	3,852
				June 2020	---	---	---	---	0.586	---	---	---	---	---	---	---	---
				September 2020	---	---	---	---	0.589	---	---	---	---	---	---	---	---
				December 2020	---	---	---	---	0.592	---	---	---	---	---	---	---	---
INTRALOT (CR)				(Contract Size: 100 Securities, Physical Delivery)													
0.21	0.191	0.209	-3.24%	March 2020	0.203	0.210	0.198	0.201	0.201	---	---	---	0.415	---	38	290	4,979
				June 2020	---	---	---	---	0.217	---	---	---	---	---	---	---	---
				September 2020	---	---	---	---	0.218	---	---	---	---	---	---	---	---
				December 2020	---	---	---	---	0.220	---	---	---	---	---	---	---	---

Derivatives notes

Fixing prices and final open positions can be retrieved from the following path <http://www.helex.gr/el/web/guest/statistics-end-of-day-derivatives>

Underlying Asset				Derivatives Market													
Price max	Price min	Closing price	change	Delivery Month	Open price	Price max	Price min	Last price	Closing price	Last Bid	Last Ask	Fixing price*	Life high	Life low	Trades	Volume	Open Interest
JUMBO SA (CR)				(Contract Size: 100 Securities, Physical Delivery)													
14.48	13.75	14.22	-2.60%	March 2020	13.95	14.30	13.80	14.10	14.10	---	---	---	19.47	---	142	275	581
				June 2020	---	---	---	---	14.69	---	---	---	---	---	---	---	---
				September 2020	---	---	---	---	14.77	---	---	---	---	---	---	---	---
				December 2020	---	---	---	---	14.84	---	---	---	---	---	---	---	---
LAMDA DEVELOPMENT SA (CR)				(Contract Size: 106 Securities, Physical Delivery)													
7.19	6.56	7.07	1.00%	March 2020	6.88	7.20	6.62	7.00	7.00	---	---	---	8.86	6.62	138	819	2,046
				June 2020	---	---	---	---	7.04	---	---	---	---	---	---	---	---
				September 2020	---	---	---	---	7.08	---	---	---	---	---	---	---	---
				December 2020	---	---	---	---	7.11	---	---	---	---	---	---	---	---
MARFIN INVESTMENT GROUP (CR)				(Contract Size: 100 Securities, Physical Delivery)													
0.0825	0.0762	0.0808	-4.94%	March 2020	0.078	0.081	0.074	0.080	0.080	---	---	---	0.131	---	363	7,991	64,825
				June 2020	0.084	0.084	0.084	0.084	0.084	---	---	---	0.133	---	2	24	341
				September 2020	---	---	---	---	0.086	---	---	---	---	---	---	---	---
				December 2020	---	---	---	---	0.086	---	---	---	---	---	---	---	---
MOTOR OIL (CR)				(Contract Size: 100 Securities, Physical Delivery)													
15.86	14.73	14.8	-8.08%	March 2020	16.00	16.00	14.69	14.86	14.86	---	---	---	21.20	---	300	682	934
				June 2020	---	---	---	---	16.20	---	---	---	---	---	---	---	---
				September 2020	---	---	---	---	16.28	---	---	---	---	---	---	---	---
				December 2020	---	---	---	---	16.36	---	---	---	---	---	---	---	---
MYTILINEOS (CR)				(Contract Size: 100 Securities, Physical Delivery)													
7.2	6.75	6.81	-7.47%	March 2020	7.00	7.20	6.73	6.82	6.82	---	---	---	10.42	---	671	2,965	13,430
				June 2020	7.38	7.38	6.70	6.80	6.80	---	---	---	9.00	---	13	26	447
				September 2020	---	---	---	---	7.44	---	---	---	---	---	---	---	---
				December 2020	---	---	---	---	7.48	---	---	---	---	---	---	---	---
NATIONAL BANK (CR)				(Contract Size: 100 Securities, Physical Delivery)													
2.115	1.9825	1.9995	-9.85%	March 2020	2.18	2.18	1.96	1.99	1.99	---	---	---	3.10	---	706	12,399	27,013
				June 2020	2.15	2.15	2.03	2.03	2.03	---	---	---	2.48	---	9	490	3
				September 2020	---	---	---	---	2.24	---	---	---	---	---	---	---	---
				December 2020	---	---	---	---	2.25	---	---	---	---	---	---	---	---
OPAP (CR)				(Contract Size: 100 Securities, Physical Delivery)													
10.19	9.7	9.7	-7.80%	March 2020	10.44	10.44	9.68	9.70	9.70	---	---	---	12.19	---	207	902	1,448
				June 2020	---	---	---	---	10.59	---	---	---	---	---	---	---	---
				September 2020	---	---	---	---	10.64	---	---	---	---	---	---	---	---
				December 2020	---	---	---	---	10.69	---	---	---	---	---	---	---	---

Derivatives notes

Fixing prices and final open positions can be retrieved from the following path <http://www.helex.gr/el/web/guest/statistics-end-of-day-derivatives>

Underlying Asset				Derivatives Market													
Price max	Price min	Closing price	change	Delivery Month	Open price	Price max	Price min	Last price	Closing price	Last Bid	Last Ask	Fixing price*	Life high	Life low	Trades	Volume	Open Interest
OTE (CR) (Contract Size: 100 Securities, Physical Delivery)																	
13	12.41	12.82	-2.29%	March 2020	12.63	12.96	12.40	12.84	12.84	---	---	---	14.50	---	195	1,354	3,119
				June 2020	---	---	---	---	13.20	---	---	---	---	---	---	---	---
				September 2020	---	---	---	---	13.27	---	---	---	---	---	---	---	---
				December 2020	---	---	---	---	13.34	---	---	---	---	---	---	---	---
P.P.A. S.A. (CR) (Contract Size: 100 Securities, Physical Delivery)																	
17.5	16.18	16.38	-7.46%	March 2020	16.75	17.12	16.41	16.41	16.41	---	---	---	23.08	---	33	115	298
				June 2020	17.70	17.70	17.70	17.70	17.70	---	---	---	19.60	---	1	1	337
				September 2020	---	---	---	---	17.90	---	---	---	---	---	---	---	---
				December 2020	---	---	---	---	17.99	---	---	---	---	---	---	---	---
PIRAEUS BANK (CR) (Contract Size: 100 Securities, Physical Delivery)																	
2.13	1.888	1.984	-10.63%	March 2020	2.15	2.15	1.89	1.96	1.96	---	---	---	3.43	---	645	7,418	20,157
				June 2020	1.98	1.98	1.97	1.97	1.97	---	---	---	1.98	---	2	6	---
				September 2020	---	---	---	---	2.25	---	---	---	---	---	---	---	---
				December 2020	---	---	---	---	2.26	---	---	---	---	---	---	---	---
PPC (CR) (Contract Size: 100 Securities, Physical Delivery)																	
3.2	2.906	2.954	-10.76%	March 2020	3.15	3.20	2.90	2.95	2.95	---	---	---	4.39	---	439	3,614	12,656
				June 2020	---	---	---	---	3.33	---	---	---	3.85	---	---	---	10
				September 2020	---	---	---	---	3.35	---	---	---	---	---	---	---	---
				December 2020	---	---	---	---	3.36	---	---	---	---	---	---	---	---
TERNA ENERGY (CR) (Contract Size: 100 Securities, Physical Delivery)																	
7.69	7.22	7.54	-4.44%	March 2020	7.56	7.67	7.40	7.53	7.53	---	---	---	8.91	---	139	376	4,098
				June 2020	---	---	---	---	7.94	---	---	---	---	---	---	---	---
				September 2020	---	---	---	---	7.98	---	---	---	---	---	---	---	---
				December 2020	---	---	---	---	8.02	---	---	---	---	---	---	---	---
TITAN CEMENT (CB) (Contract Size: 100 Securities, Physical Delivery)																	
14.1	12.78	12.78	-11.00%	March 2020	13.82	13.82	12.98	12.98	12.98	---	---	---	19.50	---	59	97	189
				June 2020	13.65	13.65	13.00	13.00	13.00	---	---	---	16.40	---	4	4	11
				September 2020	---	---	---	---	14.52	---	---	---	---	---	---	---	---
				December 2020	---	---	---	---	14.60	---	---	---	---	---	---	---	---
VIOHALCO SA/NV (CB) (Contract Size: 100 Securities, Physical Delivery)																	
2.85	2.51	2.63	-9.00%	March 2020	2.88	2.88	2.52	2.63	2.63	---	---	---	4.00	---	202	1,539	6,480
				June 2020	---	---	---	---	2.91	---	---	---	---	---	---	---	---
				September 2020	---	---	---	---	2.92	---	---	---	---	---	---	---	---
				December 2020	---	---	---	---	2.94	---	---	---	---	---	---	---	---

Derivatives notes

Fixing prices and final open positions can be retrieved from the following path <http://www.helex.gr/el/web/guest/statistics-end-of-day-derivatives>

FTSE/Athex Large Cap

(Trade Unit: 1 Index Point x 2€ - Exercise Style: European, Cash Settlement)

Call Options																Put Options																	
Exercise Price	March 2020							April 2020							Other Months		March 2020							April 2020							Other Months		Exercise Price
	Open price	Price max	Price min	Last price	Closing price	Volume	Open Interest	Open price	Price max	Price min	Last price	Closing price	Volume	Open Interest	Volume	Open Interest	Open price	Price max	Price min	Last price	Closing price	Volume	Open Interest	Open price	Price max	Price min	Last price	Closing price	Volume	Open Interest	Volume	Open Interest	
1,725	0.00	0.00	0.00	-	233.00	-	-	-	-	-	-	-	-	-	-	0.00	0.00	0.00	-	1.40	-	-	-	-	-	-	-	-	-	-	-	1,725	
1,750	0.00	0.00	0.00	-	209.00	-	-	-	-	-	-	-	-	-	-	0.00	0.00	0.00	-	2.40	-	-	-	-	-	-	-	-	-	-	-	1,750	
1,775	0.00	0.00	0.00	-	186.00	-	-	-	-	-	-	-	-	-	-	0.00	0.00	0.00	-	4.00	-	-	-	-	-	-	-	-	-	-	-	1,775	
1,800	0.00	0.00	0.00	-	163.00	-	-	-	-	-	-	-	-	-	-	0.00	0.00	0.00	-	6.30	-	-	-	-	-	-	-	-	-	-	-	1,800	
1,825	0.00	0.00	0.00	-	141.00	-	-	0.00	0.00	0.00	-	152.00	-	-	66.50	0.00	42.00	65.00	65.00	25	-	-	100.00	103.00	100.00	103.00	103.00	40	-	-	1,825		
1,850	73.50	73.50	73.50	73.50	73.50	20	-	105.00	114.00	105.00	111.00	111.00	61	-	65.00	73.50	65.00	76.00	76.00	5	-	-	0.00	0.00	0.00	-	29.25	-	-	-	1,850		
1,875	60.50	60.50	60.50	60.50	60.50	20	-	98.00	98.00	98.00	98.00	98.00	20	-	75.00	60.50	75.00	75.00	75.00	2	-	-	0.00	0.00	0.00	-	37.25	-	-	-	1,875		
1,900	41.00	53.00	40.00	40.00	40.00	4	-	82.50	89.50	82.50	89.50	89.50	40	-	73.50	53.00	73.50	88.00	88.00	2	-	-	128.00	128.00	107.00	107.00	107.00	41	-	-	1,900		
1,925	0.00	0.00	0.00	-	69.00	-	-	0.00	0.00	0.00	-	87.00	-	-	111.00	0.00	111.00	111.00	111.00	1	-	-	0.00	0.00	0.00	-	57.00	-	-	-	1,925		
1,950	0.00	0.00	0.00	-	55.50	-	-	0.00	0.00	0.00	-	74.00	-	40	128.00	0.00	128.00	128.00	128.00	44	44	-	0.00	0.00	0.00	-	69.00	-	20	-	1,950		
1,975	0.00	0.00	0.00	-	43.75	-	-	0.00	0.00	0.00	-	62.00	-	80	160.00	0.00	130.00	165.00	165.00	5	43	-	0.00	0.00	0.00	-	82.00	-	40	-	1,975		
2,000	22.00	22.00	15.00	15.00	15.00	21	41	0.00	0.00	0.00	-	52.00	-	80	160.00	22.00	148.00	148.00	148.00	26	52	-	0.00	0.00	0.00	-	97.00	-	20	-	2,000		
2,050	0.00	0.00	0.00	-	19.25	-	109	0.00	0.00	0.00	-	35.25	-	61	220.00	0.00	220.00	237.00	237.00	2	22	-	0.00	0.00	0.00	-	130.00	-	-	-	2,050		
2,100	0.00	0.00	0.00	-	10.00	-	93	0.00	0.00	0.00	-	23.00	-	40	0.00	0.00	0.00	-	153.00	-	33	-	0.00	0.00	0.00	-	168.00	-	21	-	2,100		
2,150	0.00	0.00	0.00	-	4.90	-	102	0.00	0.00	0.00	-	14.50	-	-	0.00	0.00	0.00	-	198.00	-	20	-	0.00	0.00	0.00	-	209.00	-	20	-	2,150		
2,200	0.00	0.00	0.00	-	2.20	-	120	0.00	0.00	0.00	-	8.90	-	-	0.00	0.00	0.00	-	245.00	-	116	-	0.00	0.00	0.00	-	253.00	-	20	-	2,200		
2,250	0.00	0.00	0.00	-	0.92	-	137	0.00	0.00	0.00	-	5.20	-	-	0.00	0.00	0.00	-	294.00	-	25	-	0.00	0.00	0.00	-	299.00	-	-	-	2,250		
2,300	0.00	0.00	0.00	-	0.36	-	37	0.00	0.00	0.00	-	3.00	-	-	0.00	0.00	0.00	-	343.00	-	122	-	0.00	0.00	0.00	-	347.00	-	-	-	2,300		
2,350	0.00	0.00	0.00	-	0.13	-	228	0.00	0.00	0.00	-	1.60	-	-	0.00	0.00	0.00	-	393.00	-	20	-	0.00	0.00	0.00	-	396.00	-	-	-	2,350		
2,400	0.00	0.00	0.00	-	0.04	-	42	0.00	0.00	0.00	-	0.88	-	-	0.00	0.00	0.00	-	443.00	-	22	-	0.00	0.00	0.00	-	445.00	-	-	-	2,400		
2,450	0.00	0.00	0.00	-	0.01	-	20	0.00	0.00	0.00	-	0.46	-	-	0.00	0.00	0.00	-	493.00	-	-	-	0.00	0.00	0.00	-	494.00	-	-	-	2,450		
2,500	0.00	0.00	0.00	-	0.02	-	-	0.00	0.00	0.00	-	0.23	-	-	0.00	0.00	0.00	-	543.00	-	-	-	0.00	0.00	0.00	-	544.00	-	-	-	2,500		
2,550	0.00	0.00	0.00	-	0.01	-	-	0.00	0.00	0.00	-	0.11	-	-	0.00	0.00	0.00	-	593.00	-	-	-	0.00	0.00	0.00	-	593.00	-	-	-	2,550		
2,600	0.00	0.00	0.00	-	0.01	-	-	0.00	0.00	0.00	-	0.05	-	-	0.00	0.00	0.00	-	642.00	-	-	-	0.00	0.00	0.00	-	643.00	-	-	-	2,600		
Totals:						65	929					121	301	0	0							112	519							81	141	0	0
Number of Trades:						10						7		0								27								5		0	

ALPHA BANK (CR)

(Contract Size: 100 Securities, Exercise Style: American, Physical Delivery)

Call Options															Put Options																		
Exercise Price	March 2020						April 2020						Other Months		March 2020						April 2020						Other Months		Exercise Price				
	Open price	Price max	Price min	Last price	Closing price	Volume	Open Interest	Open price	Price max	Price min	Last price	Closing price	Volume	Open Interest	Volume	Open Interest	Open price	Price max	Price min	Last price	Closing price	Volume	Open Interest	Open price	Price max	Price min	Last price	Closing price		Volume	Open Interest	Volume	Open Interest
0.850	0.000	0.000	0.000		0.511	-	-										0.000	0.000	0.000		0.001	-	-										0.009
0.900	0.000	0.000	0.000		0.461	-	-										0.000	0.000	0.000		0.001	-	-										0.009
0.950	0.000	0.000	0.000		0.411	-	-	0.000	0.000	0.000		0.413	-	-			0.000	0.000	0.000		0.002	-	-	0.000	0.000	0.000		0.001	-	-		0.010	
1.000	0.000	0.000	0.000		0.361	-	-	0.000	0.000	0.000		0.363	-	-			0.000	0.000	0.000		0.001	-	-	0.000	0.000	0.000		0.001	-	-		0.010	
1.100	0.000	0.000	0.000		0.262	-	-	0.000	0.000	0.000		0.266	-	-			0.000	0.000	0.000		0.001	-	-	0.000	0.000	0.000		0.003	-	-		0.011	
1.200	0.000	0.000	0.000		0.169	-	-	0.000	0.000	0.000		0.177	-	-			0.000	0.000	0.000		0.008	-	-	0.000	0.000	0.000		0.014	-	-		0.012	
1.300	0.000	0.000	0.000		0.093	-	-	0.000	0.000	0.000		0.105	-	-			0.000	0.000	0.000		0.031	-	-	0.000	0.000	0.000		0.041	-	-		0.013	
1.400	0.000	0.000	0.000		0.041	-	-	0.000	0.000	0.000		0.054	-	-			0.000	0.000	0.000		0.080	-	-	0.000	0.000	0.000		0.091	-	-		0.014	
1.500	0.000	0.000	0.000		0.015	-	-	0.000	0.000	0.000		0.025	-	-			0.000	0.000	0.000		0.154	-	-	0.000	0.000	0.000		0.161	-	-		0.015	
1.600	0.000	0.000	0.000		0.004	-	-	0.000	0.000	0.000		0.010	-	-			0.000	0.000	0.000		0.243	-	-	0.000	0.000	0.000		0.247	-	-		0.016	
1.700	0.000	0.000	0.000		0.001	-	-	0.000	0.000	0.000		0.003	-	-			0.000	0.000	0.000		0.340	-	-	0.000	0.000	0.000		0.341	-	-		0.017	
1.800	0.000	0.000	0.000		0.001	-	40	0.000	0.000	0.000		0.001	-	10			0.000	0.000	0.000		0.440	-	-	0.000	0.000	0.000		0.440	-	-		0.018	
1.900	0.000	0.000	0.000		0.001	-	-	0.000	0.000	0.000		0.003	-	-			0.000	0.000	0.000		0.540	-	-	0.000	0.000	0.000		0.540	-	-		0.019	
2.000	0.000	0.000	0.000		0.001	-	-	0.000	0.000	0.000		0.001	-	-			0.000	0.000	0.000		0.640	-	-	0.000	0.000	0.000		0.640	-	-		0.020	
2.200	0.000	0.000	0.000		0.001	-	-	0.000	0.000	0.000		0.003	-	-			0.000	0.000	0.000		0.840	-	-	0.000	0.000	0.000		0.840	-	-		0.022	
2.400	0.000	0.000	0.000		0.002	-	-	0.000	0.000	0.000		0.001	-	-			0.000	0.000	0.000		1.04	-	-	0.000	0.000	0.000		1.04	-	-		0.024	
2.600	0.000	0.000	0.000		0.001	-	-	0.000	0.000	0.000		0.001	-	-			0.000	0.000	0.000		1.24	-	-	0.000	0.000	0.000		1.24	-	-		0.026	
2.800	0.000	0.000	0.000		0.001	-	-	0.000	0.000	0.000		0.001	-	-			0.000	0.000	0.000		1.44	-	-	0.000	0.000	0.000		1.44	-	-		0.028	
Totals:						0	40					0	10	0	0						0	0								0	0		
Number of Trades:						0						0		0							0.00								0		0		

NATIONAL BANK (CR)

(Contract Size: 100 Securities, Exercise Style: American, Physical Delivery)

Call Options														Put Options																			
Exercise Price	March 2020						April 2020						Other Months		March 2020						April 2020						Other Months		Exercise Price				
	Open price	Price max	Price min	Last price	Closing price	Volume	Open Interest	Open price	Price max	Price min	Last price	Closing price	Volume	Open Interest	Volume	Open Interest	Open price	Price max	Price min	Last price	Closing price	Volume	Open Interest	Open price	Price max	Price min	Last price	Closing price		Volume	Open Interest	Volume	Open Interest
1.000	0.000	0.000	0.000		1.22	-	-						-	-			0.000	0.000	0.000		0.001	-	-						-	-			0.010
1.100	0.000	0.000	0.000		1.12	-	-						-	-			0.000	0.000	0.000		0.001	-	-						-	-			0.011
1.200	0.000	0.000	0.000		1.02	-	-						-	-			0.000	0.000	0.000		0.001	-	-						-	-			0.012
1.300	0.000	0.000	0.000		0.922	-	-						-	-			0.000	0.000	0.000		0.001	-	-						-	-			0.013
1.400	0.000	0.000	0.000		0.822	-	-						-	-			0.000	0.000	0.000		0.001	-	-						-	-			0.014
1.500	0.000	0.000	0.000		0.722	-	-						-	-			0.000	0.000	0.000		0.001	-	-						-	-			0.015
1.600	0.000	0.000	0.000		0.622	-	-	0.000	0.000	0.000		0.626	-	-			0.000	0.000	0.000		0.001	-	-	0.000	0.000	0.000		0.002	-	-			0.016
1.700	0.000	0.000	0.000		0.522	-	-	0.000	0.000	0.000		0.529	-	-			0.000	0.000	0.000		0.001	-	-	0.000	0.000	0.000		0.004	-	-			0.017
1.800	0.000	0.000	0.000		0.424	-	-	0.000	0.000	0.000		0.436	-	-			0.000	0.000	0.000		0.002	-	-	0.000	0.000	0.000		0.011	-	-			0.018
1.900	0.000	0.000	0.000		0.328	-	-	0.000	0.000	0.000		0.349	-	-			0.000	0.000	0.000		0.006	-	-	0.100	0.100	0.100	0.100	0.100	10	0			0.019
2.000	0.000	0.000	0.000		0.240	-	-	0.000	0.000	0.000		0.271	-	-			0.000	0.000	0.000		0.018	-	-	0.131	0.131	0.131	0.131	0.131	4	0			0.020
2.200	0.000	0.000	0.000		0.103	-	-	0.000	0.000	0.000		0.148	-	-			0.000	0.000	0.000		0.081	-	-	0.000	0.000	0.000		0.122	-	-			0.022
2.400	0.000	0.000	0.000		0.032	-	-	0.000	0.000	0.000		0.070	-	1			0.370	0.370	0.370	0.370	0.370	3	3	0.000	0.000	0.000		0.245	-	-			0.024
2.600	0.000	0.000	0.000		0.007	-	-	0.000	0.000	0.000		0.030	-	50			0.000	0.000	0.000		0.385	-	-	0.000	0.000	0.000		0.404	-	-			0.026
2.800	0.000	0.000	0.000		0.001	-	-	0.000	0.000	0.000		0.011	-	10			0.000	0.000	0.000		0.580	-	5	0.000	0.000	0.000		0.587	-	-			0.028
3.000	0.000	0.000	0.000		0.001	-	16	0.000	0.000	0.000		0.003	-	-			0.000	0.000	0.000		0.780	-	-	0.000	0.000	0.000		0.781	-	-			0.030
3.200	0.000	0.000	0.000		0.002	-	-	0.000	0.000	0.000		0.001	-	-			0.000	0.000	0.000		0.980	-	-	0.000	0.000	0.000		0.980	-	-			0.032
3.400	0.000	0.000	0.000		0.001	-	-	0.000	0.000	0.000		0.001	-	-			0.000	0.000	0.000		1.18	-	-	0.000	0.000	0.000		1.18	-	-			0.034
3.600	0.000	0.000	0.000		0.002	-	-	0.000	0.000	0.000		0.001	-	-			0.000	0.000	0.000		1.38	-	-	0.000	0.000	0.000		1.38	-	-			0.036
3.800	0.000	0.000	0.000		0.001	-	-	0.000	0.000	0.000		0.001	-	-			0.000	0.000	0.000		1.58	-	-	0.000	0.000	0.000		1.58	-	-			0.038
4.000	0.000	0.000	0.000		0.001	-	-	0.000	0.000	0.000		0.001	-	-			0.000	0.000	0.000		1.78	-	-	0.000	0.000	0.000		1.78	-	-			0.040
4.400	0.000	0.000	0.000		0.001	-	-						-	-			0.000	0.000	0.000		2.18	-	-					-	-			0.044	
Totals:						0	16						0	61	0	0						0	8					14	0	125	154		
Number of Trades:						0							0		0							1.00						2		1			

OPAP (CR)

(Contract Size: 100 Securities, Exercise Style: American, Physical Delivery)

Exercise Price	Call Options														Volume	Open Interest	Put Options														Exercise Price				
	March 2020						April 2020						Other Months				March 2020						April 2020						Other Months						
	Open price	Price max	Price min	Last price	Closing price	Volume	Open Interest	Open price	Price max	Price min	Last price	Closing price	Volume	Open Interest			Volume	Open Interest	Open price	Price max	Price min	Last price	Closing price	Volume	Open Interest	Open price	Price max	Price min	Last price	Closing price		Volume	Open Interest	Volume	Open Interest
6.400	0.000	0.000	0.000		4.13	-	-							-	-					0.001	-	-											0.064		
6.800	0.000	0.000	0.000		3.73	-	-							-	-					0.001	-	-											0.068		
7.200	0.000	0.000	0.000		3.33	-	-							-	-					0.001	-	-											0.072		
7.600	0.000	0.000	0.000		2.93	-	-							-	-					0.001	-	-											0.076		
8.000	0.000	0.000	0.000		2.53	-	-							-	-					0.003	-	-											0.080		
8.400	0.000	0.000	0.000		2.13	-	-	0.000	0.000	0.000		2.14	-	-					0.001	-	-	0.000	0.000	0.000		0.002	-	-					0.084		
8.800	0.000	0.000	0.000		1.73	-	-	0.000	0.000	0.000		1.75	-	-					0.001	-	-	0.125	0.125	0.125	0.125	0.125	5	0					0.088		
9.200	0.000	0.000	0.000		1.33	-	-	0.000	0.000	0.000		1.37	-	-					0.004	-	-	0.229	0.229	0.145	0.155	0.155	26	0					0.092		
9.600	0.000	0.000	0.000		0.952	-	-	0.000	0.000	0.000		1.02	-	-					0.142	0.142	0.142	0.142	0.142	5	-	0.229	0.255	0.229	0.255	0.255	20	0		0.096	
10.000	0.289	0.289	0.289	0.289	0.289	5	-	0.394	0.394	0.394	0.394	0.394	5	-					0.279	0.279	0.279	0.279	0.279	5	-	0.378	0.378	0.372	0.372	0.372	6	14		0.100	
11.000	0.000	0.000	0.000		0.101	-	22	0.000	0.000	0.000		0.210	-	67					0.000	0.000	0.000		0.570	-	10	0.000	0.000	0.000		0.664	-	-		0.110	
12.000	0.000	0.000	0.000		0.005	-	8	0.000	0.000	0.000		0.037	-	22					0.000	0.000	0.000		1.48	-	2	0.000	0.000	0.000		1.50	-	-		0.120	
13.000	0.000	0.000	0.000		0.002	-	-	0.000	0.000	0.000		0.004	-	-					0.000	0.000	0.000		2.48	-	-	0.000	0.000	0.000		2.48	-	-		0.130	
14.000	0.000	0.000	0.000		0.002	-	-	0.000	0.000	0.000		0.002	-	-					0.000	0.000	0.000		3.48	-	-	0.000	0.000	0.000		3.48	-	-		0.140	
15.000	0.000	0.000	0.000		0.001	-	-	0.000	0.000	0.000		0.003	-	-					0.000	0.000	0.000		4.48	-	-	0.000	0.000	0.000		4.48	-	-		0.150	
16.000	0.000	0.000	0.000		0.009	-	-	0.000	0.000	0.000		0.001	-	-					0.000	0.000	0.000		5.48	-	-	0.000	0.000	0.000		5.48	-	-		0.160	
17.000	0.000	0.000	0.000		0.002	-	-	0.000	0.000	0.000		0.001	-	-					0.000	0.000	0.000		6.48	-	-	0.000	0.000	0.000		6.48	-	-		0.170	
Totals:						5	30						5	89	0	0							5	12							57	14	0	0	
Number of Trades:							1						1		0									2.00								12		0	

OTE (CR)

(Contract Size: 100 Securities, Exercise Style: American, Physical Delivery)

Exercise Price	Call Options														Put Options																	
	March 2020						April 2020						Other Months		March 2020						April 2020						Other Months		Exercise Price			
	Open price	Price max	Price min	Last price	Closing price	Volume	Open Interest	Open price	Price max	Price min	Last price	Closing price	Volume	Open Interest	Volume	Open Interest	Open price	Price max	Price min	Last price	Closing price	Volume	Open Interest	Open price	Price max	Price min	Last price	Closing price		Volume	Open Interest	Volume
8.400	0.000	0.000	0.000		4.73	-	-						-	-			0.000	0.000	0.000		0.001	-	-					-		-		
8.800	0.000	0.000	0.000		4.33	-	-						-	-			0.000	0.000	0.000		0.001	-	-					-	-			0.088
9.200	0.000	0.000	0.000		3.93	-	-	0.000	0.000	0.000		3.95	-	-			0.000	0.000	0.000		0.001	-	-	0.000	0.000	0.000		0.001	-	-		0.092
9.600	0.000	0.000	0.000		3.53	-	-	0.000	0.000	0.000		3.55	-	-			0.000	0.000	0.000		0.001	-	-	0.000	0.000	0.000		0.001	-	-		0.096
10.000	0.000	0.000	0.000		3.13	-	-	0.000	0.000	0.000		3.15	-	-			0.000	0.000	0.000		0.001	-	-	0.000	0.000	0.000		0.001	-	-		0.100
11.000	0.000	0.000	0.000		2.13	-	-	0.000	0.000	0.000		2.15	-	-			0.000	0.000	0.000		0.002	-	-	0.000	0.000	0.000		0.002	-	-		0.110
12.000	0.000	0.000	0.000		1.15	-	-	0.000	0.000	0.000		1.20	-	-			0.000	0.000	0.000		0.013	-	-	0.161	0.161	0.141	0.141	0.141	10	0		0.120
13.000	0.171	0.177	0.171	0.177	0.177	8	8	0.271	0.382	0.271	0.382	0.382	25	-			0.000	0.000	0.000		0.219	-	-	0.000	0.000	0.000		0.315	-	-		0.130
14.000	0.000	0.000	0.000		0.042	-	60	0.000	0.000	0.000		0.110	-	21			0.000	0.000	0.000		0.910	-	-	0.000	0.000	0.000		0.962	-	-		0.140
15.000	0.000	0.000	0.000		0.002	-	-	0.000	0.000	0.000		0.015	-	-			0.000	0.000	0.000		1.88	-	-	0.000	0.000	0.000		1.88	-	-		0.150
16.000	0.000	0.000	0.000		0.001	-	-	0.000	0.000	0.000		0.001	-	-			0.000	0.000	0.000		2.88	-	-	0.000	0.000	0.000		2.88	-	-		0.160
17.000	0.000	0.000	0.000		0.001	-	-	0.000	0.000	0.000		0.001	-	-			0.000	0.000	0.000		3.88	-	-	0.000	0.000	0.000		3.88	-	-		0.170
18.000	0.000	0.000	0.000		0.001	-	-	0.000	0.000	0.000		0.001	-	-			0.000	0.000	0.000		4.88	-	-	0.000	0.000	0.000		4.88	-	-		0.180
19.000	0.000	0.000	0.000		0.001	-	-	0.000	0.000	0.000		0.001	-	-			0.000	0.000	0.000		5.88	-	-	0.000	0.000	0.000		5.88	-	-		0.190
Totals:						8	68						25	21	0	0						8	0					10	22	0	0	
Number of Trades:						2							5		0							0.00						2		0		

PIRAEUS BANK (CR)

(Contract Size: 100 Securities, Exercise Style: American, Physical Delivery)

Call Options																Put Options																		
Exercise Price	March 2020						April 2020						Other Months		March 2020						April 2020						Other Months		Exercise Price					
	Open price	Price max	Price min	Last price	Closing price	Volume	Open Interest	Open price	Price max	Price min	Last price	Closing price	Volume	Open Interest	Volume	Open Interest	Open price	Price max	Price min	Last price	Closing price	Volume	Open Interest	Open price	Price max	Price min	Last price	Closing price		Volume	Open Interest	Volume	Open Interest	
0.850	0.000	0.000	0.000		1.37	-	-										0.000	0.000	0.000		0.001	-	-										0.009	
0.900	0.000	0.000	0.000		1.32	-	-										0.000	0.000	0.000		0.001	-	-										0.009	
0.950	0.000	0.000	0.000		1.27	-	-										0.000	0.000	0.000		0.002	-	-										0.010	
1.000	0.000	0.000	0.000		1.22	-	-										0.000	0.000	0.000		0.002	-	-										0.010	
1.100	0.000	0.000	0.000		1.12	-	-										0.000	0.000	0.000		0.001	-	-										0.011	
1.200	0.000	0.000	0.000		1.02	-	-										0.000	0.000	0.000		0.001	-	-										0.012	
1.300	0.000	0.000	0.000		0.922	-	-										0.000	0.000	0.000		0.001	-	-										0.013	
1.400	0.000	0.000	0.000		0.822	-	-										0.000	0.000	0.000		0.001	-	-										0.014	
1.500	0.000	0.000	0.000		0.722	-	-										0.000	0.000	0.000		0.002	-	-										0.015	
1.600	0.000	0.000	0.000		0.622	-	-	0.000	0.000	0.000		0.625	-	-			0.000	0.000	0.000		0.001	-	-	0.000	0.000	0.000		0.001	-	-			0.016	
1.700	0.000	0.000	0.000		0.522	-	-	0.000	0.000	0.000		0.527	-	-			0.000	0.000	0.000		0.001	-	-	0.000	0.000	0.000		0.003	-	-			0.017	
1.800	0.000	0.000	0.000		0.423	-	-	0.000	0.000	0.000		0.432	-	-			0.000	0.000	0.000		0.001	-	-	0.000	0.000	0.000		0.007	-	-			0.018	
1.900	0.000	0.000	0.000		0.326	-	-	0.000	0.000	0.000		0.342	-	-			0.090	0.090	0.080	0.090	0.090	140	-	-	0.000	0.000	0.000		0.017	-	-			0.019
2.000	0.000	0.000	0.000		0.236	-	-	0.000	0.000	0.000		0.262	-	-			0.060	0.060	0.060	0.060	0.060	10	-	-	0.000	0.000	0.000		0.037	-	-			0.020
2.200	0.060	0.060	0.060	0.060	0.060	10	2	0.000	0.000	0.000		0.135	-	-			0.000	0.000	0.000		0.073	-	-	0.313	0.313	0.313	0.313	0.313	4	2			0.022	
2.400	0.000	0.000	0.000		0.026	-	-	0.000	0.000	0.000		0.058	-	-			0.000	0.000	0.000		0.203	-	-	0.000	0.000	0.000		0.232	-	-			0.024	
2.600	0.000	0.000	0.000		0.005	-	-	0.000	0.000	0.000		0.021	-	-			0.000	0.000	0.000		0.383	-	3	0.000	0.000	0.000		0.396	-	-			0.026	
2.800	0.000	0.000	0.000		0.001	-	-	0.000	0.000	0.000		0.007	-	-			0.000	0.000	0.000		0.580	-	-	0.000	0.000	0.000		0.583	-	-			0.028	
3.000	0.000	0.000	0.000		0.003	-	-	0.000	0.000	0.000		0.002	-	-			0.930	0.930	0.930	0.930	0.930	3	3	0.000	0.000	0.000		0.780	-	-			0.030	
3.200	0.000	0.000	0.000		0.001	-	10	0.000	0.000	0.000		0.010	-	-			0.000	0.000	0.000		0.980	-	30	0.000	0.000	0.000		0.980	-	-			0.032	
3.400	0.000	0.000	0.000		0.001	-	12	0.000	0.000	0.000		0.004	-	-			0.000	0.000	0.000		1.18	-	-	0.000	0.000	0.000		1.18	-	-			0.034	
3.600	0.000	0.000	0.000		0.001	-	-	0.000	0.000	0.000		0.002	-	-			0.000	0.000	0.000		1.38	-	-	0.000	0.000	0.000		1.38	-	-			0.036	
3.800	0.000	0.000	0.000		0.001	-	-	0.000	0.000	0.000		0.001	-	-			0.000	0.000	0.000		1.58	-	-	0.000	0.000	0.000		1.58	-	-			0.038	
4.000	0.000	0.000	0.000		0.002	-	-	0.000	0.000	0.000		0.001	-	-			0.000	0.000	0.000		1.78	-	-	0.000	0.000	0.000		1.78	-	-			0.040	
4.400	0.000	0.000	0.000		0.001	-	-	0.000	0.000	0.000		0.001	-	-			0.000	0.000	0.000		2.18	-	-	0.000	0.000	0.000		2.18	-	-			0.044	
4.800	0.000	0.000	0.000		0.001	-	-	0.000	0.000	0.000		0.001	-	-			0.000	0.000	0.000		2.58	-	-	0.000	0.000	0.000		2.58	-	-			0.048	
Totals:						10	24							0	0	0	0	10						36	4						2	0	0	
Number of Trades:						1							0	0	8.00						1						0							

PPC (CR)

(Contract Size: 100 Securities, Exercise Style: American, Physical Delivery)

Call Options																Put Options																		
Exercise Price	March 2020						April 2020						Other Months		March 2020						April 2020					Other Months		Exercise Price						
	Open price	Price max	Price min	Last price	Closing price	Volume	Open Interest	Open price	Price max	Price min	Last price	Closing price	Volume	Open Interest	Volume	Open Interest	Open price	Price max	Price min	Last price	Closing price	Volume	Open Interest	Open price	Price max	Price min	Last price		Closing price	Volume	Open Interest	Volume	Open Interest	
0.900	0.000	0.000	0.000		2.41	-	-						-	-			0.000	0.000	0.000		0.001	-	-					-	-			0.009		
0.950	0.000	0.000	0.000		2.36	-	-						-	-			0.000	0.000	0.000		0.001	-	-					-	-			0.010		
1.000	0.000	0.000	0.000		2.31	-	-						-	-			0.000	0.000	0.000		0.001	-	-					-	-			0.010		
1.100	0.000	0.000	0.000		2.21	-	-						-	-			0.000	0.000	0.000		0.001	-	-					-	-			0.011		
1.200	0.000	0.000	0.000		2.11	-	-						-	-			0.000	0.000	0.000		0.001	-	-					-	-			0.012		
1.300	0.000	0.000	0.000		2.01	-	-						-	-			0.000	0.000	0.000		0.001	-	-					-	-			0.013		
1.400	0.000	0.000	0.000		1.91	-	-						-	-			0.000	0.000	0.000		0.001	-	-					-	-			0.014		
1.500	0.000	0.000	0.000		1.81	-	-						-	-			0.000	0.000	0.000		0.001	-	-					-	-			0.015		
1.600	0.000	0.000	0.000		1.71	-	-						-	-			0.000	0.000	0.000		0.001	-	-					-	-			0.016		
1.700	0.000	0.000	0.000		1.61	-	-						-	-			0.000	0.000	0.000		0.001	-	-					-	-			0.017		
1.800	0.000	0.000	0.000		1.51	-	-						-	-			0.000	0.000	0.000		0.001	-	-					-	-			0.018		
1.900	0.000	0.000	0.000		1.41	-	-						-	-			0.000	0.000	0.000		0.001	-	-					-	-			0.019		
2.000	0.000	0.000	0.000		1.31	-	-						-	-			0.000	0.000	0.000		0.002	-	-					-	-			0.020		
2.200	0.000	0.000	0.000		1.11	-	-						-	-			0.000	0.000	0.000		0.001	-	-					-	-			0.022		
2.400	0.000	0.000	0.000		0.913	-	-	0.000	0.000	0.000		0.918	-	-			0.000	0.000	0.000		0.001	-	-	0.000	0.000	0.000		0.001	-	-			0.024	
2.600	0.000	0.000	0.000		0.713	-	-	0.000	0.000	0.000		0.723	-	-			0.000	0.000	0.000		0.004	-	-	0.000	0.000	0.000		0.006	-	-			0.026	
2.800	0.000	0.000	0.000		0.517	-	-	0.000	0.000	0.000		0.539	-	-			0.085	0.085	0.085	0.085	0.085	110	-	-	0.000	0.000	0.000		0.021	-	-			0.028
3.000	0.130	0.130	0.130	0.130	0.130	50	-	0.250	0.340	0.250	0.340	0.340	200	-	-			0.000	0.000	0.000		0.020	-	-	0.000	0.000	0.000		0.058	-	-			0.030
3.200	0.110	0.139	0.110	0.130	0.130	80	-	0.220	0.220	0.220	0.220	0.220	1	-	-			0.000	0.000	0.000		0.071	-	-	0.000	0.000	0.000		0.124	-	-			0.032
3.400	0.000	0.000	0.000		0.084	-	-	0.000	0.000	0.000		0.146	-	-			0.000	0.000	0.000		0.170	-	-	0.380	0.450	0.380	0.450	0.450	10	10			0.034	
3.600	0.000	0.000	0.000		0.032	-	-	0.000	0.000	0.000		0.080	-	-			0.000	0.000	0.000		0.318	-	-	0.000	0.000	0.000		0.362	-	-			0.036	
3.800	0.000	0.000	0.000		0.010	-	-	0.000	0.000	0.000		0.041	-	-			0.000	0.000	0.000		0.497	-	-	0.000	0.000	0.000		0.524	-	-			0.038	
4.000	0.000	0.000	0.000		0.002	-	-	0.000	0.000	0.000		0.019	-	-			0.000	0.000	0.000		0.691	-	-	0.000	0.000	0.000		0.703	-	-			0.040	
4.400	0.000	0.000	0.000		0.001	-	15	0.000	0.000	0.000		0.004	-	-			0.000	0.000	0.000		1.09	-	-	0.000	0.000	0.000		1.09	-	-			0.044	
4.800	0.000	0.000	0.000		0.001	-	245	0.000	0.000	0.000		0.001	-	-			0.000	0.000	0.000		1.49	-	-	0.000	0.000	0.000		1.49	-	-			0.048	
5.200	0.000	0.000	0.000		0.002	-	-	0.000	0.000	0.000		0.002	-	-			0.000	0.000	0.000		1.89	-	-	0.000	0.000	0.000		1.89	-	-			0.052	
5.600	0.000	0.000	0.000		0.001	-	-	0.000	0.000	0.000		0.004	-	-			0.000	0.000	0.000		2.29	-	-	0.000	0.000	0.000		2.29	-	-			0.056	
6.000	0.000	0.000	0.000		0.001	-	-	0.000	0.000	0.000		0.001	-	-			0.000	0.000	0.000		2.69	-	-	0.000	0.000	0.000		2.69	-	-			0.060	
6.400	0.000	0.000	0.000		0.001	-	-	0.000	0.000	0.000		0.001	-	-			0.000	0.000	0.000		3.09	-	-	0.000	0.000	0.000		3.09	-	-			0.064	
Totals:						130	260						201	0	0	0						130	0						10	10	0	0		
Number of Trades:						9							3		0							3.00						2		0				

Lending Products	Underlying Title	Open Interest[5]	Multilateral Transactions[1]				Bilateral Transactions[2]		Stock Borrowing through OTC (volume)[3]
			Volume(Offered)	Average Weighted	Transactions volume	Average Weighted	Transactions Volume	Average Weighted	Transactions Volume
ADMIEBOR	ADMIE (IPTO) HOLDING S.A. (CR)	---	---	---	---	---	---	70,644	
AEGNBOR	AEGEAN AIRLINES (CR)	2,318	---	---	---	---	---	25,211	
ALPHABOR	ALPHA BANK (CR)	230,839	---	---	---	700	1.50%	38,650,859	
ALMYBOR	ALUMIL (CR)	---	---	---	---	---	---	---	
TATTBOR	ATTICA BANK S.A. (CR)	14,603	---	---	---	---	---	370	
EEEBOR	CC HBC AG (CR)	3,613	---	---	---	100	1.50%	70,546	
CENERBOR	CENERGY HOLDINGS (CB)	---	---	---	---	---	---	---	
ELLAKTORBOR	ELLAKTOR (CR)	3,700	---	---	---	---	---	115,898	
EUROBBOR	EUROBANK ERGASIAS (CR)	943	---	---	---	1,100	1.50%	33,446,982	
EYDAPBOR	EYDAP S.A. (CR)	5,280	---	---	800	6.40%	---	232,781	
FFGRPBOR	FOLLI FOLLIE (CR)	---	---	---	---	---	---	1,120,847	
FOYRKBOR	FOURLIS (CR)	1,955	---	---	---	---	---	4,805	
GEKTERNABOR	GEK TERNA (CR)	5,000	---	---	1,500	2.65%	100	1.50%	6,293
SARBOR	GR. SARANTIS S.A. (CR)	500	---	---	---	---	---	13,012	
EXAEBOR	HELLENIC EXCHANGES-A.S.E. (CR)	---	---	---	100	2.65%	---	123,565	
ELPEBOR	HELLENIC PETROLEUM (CR)	5,500	---	---	14,000	2.65%	---	51,983	
INTRKBOR	INTRACOM HOLDINGS (CR)	6,000	---	---	---	---	---	---	
INLOTBOR	INTRALOT (CR)	15,300	---	---	1,000	2.65%	---	104,512	
BELABOR	JUMBO SA (CR)	100	---	---	4,900	3.04%	100	1.50%	360,498
LAMDABOR	LAMDA DEVELOPMENT SA (CR)	---	---	---	---	---	---	41,000	
MIGBOR	MARFIN INVESTMENT GROUP (CR)	---	---	---	---	---	---	794,474	
MOHBOR	MOTOR OIL (CR)	1,000	---	---	---	---	---	42,420	
MYTILBOR	MYTILINEOS (CR)	10,700	---	---	---	---	---	215,242	
ETEBOR	NATIONAL BANK (CR)	43,984	---	---	---	300	1.50%	9,025,220	
OPAPBOR	OPAP (CR)	72,746	---	---	---	100	1.50%	1,291,607	
HTOBOR	OTE (CR)	2,400	---	---	41,325	3.31%	14,300	6.16%	528,797
PPABOR	P.P.A. S.A. (CR)	50	---	---	---	---	---	2,901	
TPEIRBOR	PIRAEUS BANK (CR)	18,648	---	---	573	4.67%	100	1.50%	20,677,872
PLAISBOR	PLAISIO COMPUTERS SA (CR)	---	---	---	---	---	---	---	
PPCBOR	PPC (CR)	5,000	---	---	---	---	---	5,383,575	
QUALBOR	QUALITY & RELIABILITY SA (CR)	---	---	---	---	---	---	---	

Stock Lending Notes

[1] - Multilateral contracts Lending or Borrowing as per Methods 8-1, 8-2 and 8-3-3 (According to ATHEX BoD Resolution No.17)

[2] - Bilateral Contracts Lending or Borrowing as per Methods 8-3-1 and 8-3-2 (According to ATHEX BoD Resolution No.20)

[3] - The information concerning OTC Stock Borrowing Transactions is based on the statements of the Dematerialised Securities System (DSS) operators involved and refers to volumes that have been registered up until the previous working day.

[4] - Average Price (Volume weighted)

[5] - The Data concerning Open Interest before the start of trading session

Lending Products	Underlying Title	Open Interest[5]	Multilateral Transactions[1]				Bilateral Transactions[2]		Stock Borrowing through OTC (volume)[3]
			Volume(Offered)	Average Weighted	Transactions volume	Average Weighted	Transactions Volume	Average Weighted	Transactions Volume
TENERGYBOR	TERNA ENERGY (CR)	6,100	---	---	---	---	100	1.50%	33,892
TITCBOR	TITAN CEMENT (CB)	---	---	---	---	---	100	1.50%	33,982
VIOBOR	VIOHALCO SA/NV (CB)	2,000	---	---	63	2.65%	---	---	---

Stock Lending Notes

[1] - Multilateral contracts Lending or Borrowing as per Methods 8-1, 8-2 and 8-3-3 (According to ATHEX BoD Resolution No.17)

[2] - Bilateral Contracts Lending or Borrowing as per Methods 8-3-1 and 8-3-2 (According to ATHEX BoD Resolution No.20)

[3] - The information concerning OTC Stock Borrowing Transactions is based on the statements of the Dematerialised Securities System (DSS) operators involved and refers to volumes that have been registered up until the previous working day.

[4] - Average Price (Volume weighted)

[5] - The Data concerning Open Interest before the start of trading session

Sectors codification for listed companies

12003 -	ETF	10101010	Computer Services
10101015	Software	10102030	Computer Hardware
15101010	Telecommunications Equipment	15102015	Telecommunications Services
20101010	Health Care Facilities	20101025	Health Care Services
20102010	Medical Equipment	20103015	Pharmaceuticals
30101010	Banks	30202000	Diversified Financial Services
30202010	Asset Managers & Custodians	30202015	Investment Services
30302010	Full Line Insurance	30302015	Insurance Brokers
35101010	Real Estate Holding and Development	35101015	Real Estate Services
35102000	Diversified REITs	35102030	Office REITs
40201040	Rental & Leasing Services: Consumer	40202010	Home Construction
40202015	Household Furnishings	40202020	Household Appliance
40203040	Electronic Entertainment	40203045	Toys
40204020	Clothing & Accessories	40301010	Entertainment
40301030	Publishing	40301035	Radio & TV Broadcasters
40401010	Diversified Retailers	40401020	Apparel Retailers
40401025	Home Improvement Retailers	40401030	Specialty Retailers
40501010	Airlines	40501015	Travel & Tourism
40501020	Casinos & Gambling	40501025	Hotels & Motels
45101015	Distillers & Vintners	45101020	Soft Drinks
45102010	Farming Fishing Ranching & Plantations	45102020	Food Products
45103010	Tobacco	45201010	Food Retailers & Wholesalers
45201020	Personal Products	50101010	Construction
50101030	Cement	50101035	Building Materials: Other
50202010	Electrical Components	50203000	Diversified Industrials
50203015	Plastics	50203030	Containers & Packaging
50204000	Machinery: Industrial	50204020	Machinery: Construction & Handling
50205010	Industrial Suppliers	50205020	Back Office Support HR & Consulting
50205030	Forms & Bulk Printing Services	50206015	Commercial Vehicles & Parts
50206030	Marine Transportation	50206060	Transportation Services
55101000	Diversified Materials	55101020	Textile Products
55102000	General Mining	55102010	Iron & Steel
55102015	Metal Fabricating	55102035	Aluminum
60101000	Integrated Oil & Gas	60101020	Oil Refining and Marketing
65101010	Alternative Electricity	65101015	Conventional Electricity
65102030	Water		



ATHEX
Athens Stock Exchange

Λεωφ. Αθηνών 110 104 42 Αθήνα
110, Athinon Ave. GR 104 42 Athens
tel. (+30)210-33.66.800, fax (+30)210-33.66.101
www.athexgroup.gr