


20

Ημερήσιο Δελτίο  
Συναλλακτικής Δραστηριότητας

Daily Official List  
of Trading Activity

Monday, 24 February, 2020  
Year: 141 Trading Day No: 37



**ATHEXGROUP**  
Athens Exchange Group

**Disclaimer:**

Hellenic Exchanges-Athens Stock Exchange S.A endeavours to ensure that the data and other material ("Information") presented on the Daily Official List are accurate and complete, but it is not liable for any errors or omissions of data or /and for the accuracy, credibility, updating and completeness of the aforesaid information nor it has any liability arising directly or indirectly from the use of the above Information.

The Company is not liable for the accuracy of the data included in listed companies' announcements. Only the sender of such an announcement is fully and solely liable for any infringement of third party's rights from the content of such announcement. All contents of the Daily Official List are provided only for information purposes and do not constitute investment advice or solicitation to invest in securities or other products listed for trading on the Exchange.

You acknowledge and agree that the Company is the owner of any property rights related to any Information appearing on the Daily Official List including intellectual property rights copyright, trademarks, etc.

The above data are a property of the Hellenic Exchanges-Athens Exchange and are copyright protected. Users are forbidden to reproduce, modify, copy, sale, transmit or redistribute, by all reproduction means and methods, part or the whole of the above data, without reference to their source.

The commercial exploitation of these data is, also, forbidden by third parties. Hellenic Exchanges-Athens Exchange does not carry any responsibility, direct or indirect, derived from usage or accidental alteration of the above data when used by third parties.

---

**Hellenic Exchanges – Athens Stock Exchange S.A.**

110 Athinon Ave., 10442 Athens, Tel: (210) 33.66.800, Fax: (210) 32.13.938

[www.athexgroup.gr](http://www.athexgroup.gr)

---

**Thessalonica Stock Exchange Center (T.S.E.C)**

16-18 Katouni Str., Thessalonica 546 25 Tel: (2310) 567.667, Fax: (2310) 530.545

---

**Athex Members Guarantee Fund**

14-16 Fidiou Str., Athens 106 78, Tel: (210) 33.04.682, Fax: (210) 33.04.155

---

**Hellenic Republic Capital Market Commission**

1 Kolokotroni Str. & 1 Stadiou Str., Athens 10562 Tel: (210) 33.77.100 Fax: (210) 33.77.173

---

**Table of Contents**

---

**Section 1: Statistical Figures of Securities, Derivatives and Lending**

Summary of Markets

Athex Indices

Analytic Figures for Athex Market's Boards and Categories

Trading Details by Athex Sectors and Financial Instruments (ETFs)

Top 10 best &amp; worst performing Shares

Derivatives Summary

**Section 2: Analytic Figures of Shares Transactions**

Analytic Figures of Shares Transactions

Shares' Notes

**Section 3: Figures of Securities Transactions**

Securities Blocks Details

Shares Rights Details

Stock Borrowing

Securities Forced Sales

Forced Sales Registered Shares

Exchange Traded Funds (ETFs) Characteristics

**Section 5: Bonds traded in Fixed Income Assets Market**

Convertible Corporate Bonds - Regulated Market

Non Convertible Corporate Bonds - Regulated Market

Government Bonds

Treasury Bills &amp; Zero Coupon Government Bonds

Government Bonds Traded with the Open Outcry Method

State Banks Bonds

**Section 6: Additional Infos**

Athex &amp; ATHEXClear Members List

List of Stocks under Market Making operations

**Section 7: Derivatives Market Analytic Figures**

Index Futures

Stock Futures

Index Options

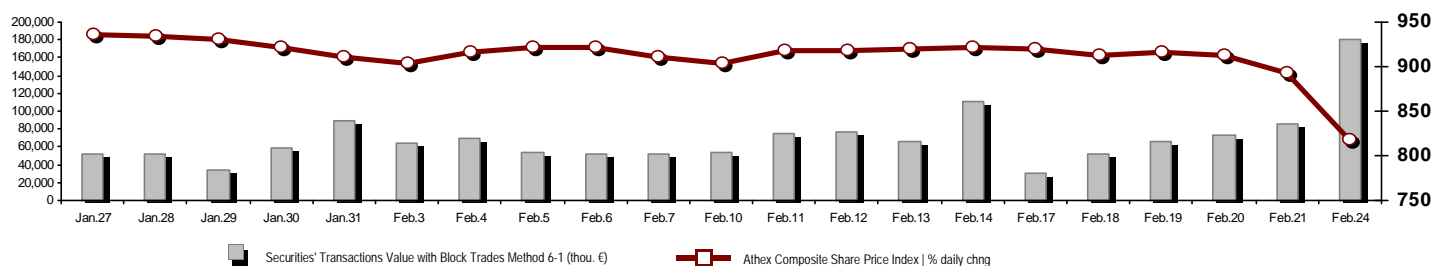
Stock Options

Stock Lending Analytic Figures

**Appendix A: Sectors codification for listed companies**

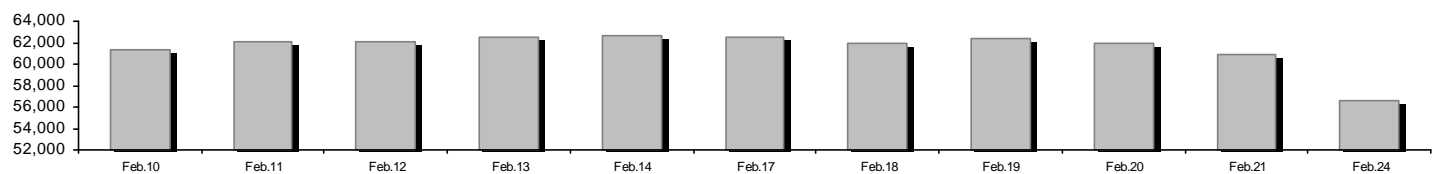
## Summary of Markets

Athex Composite Share Price Index vs Shares and Derivatives Transactions Value

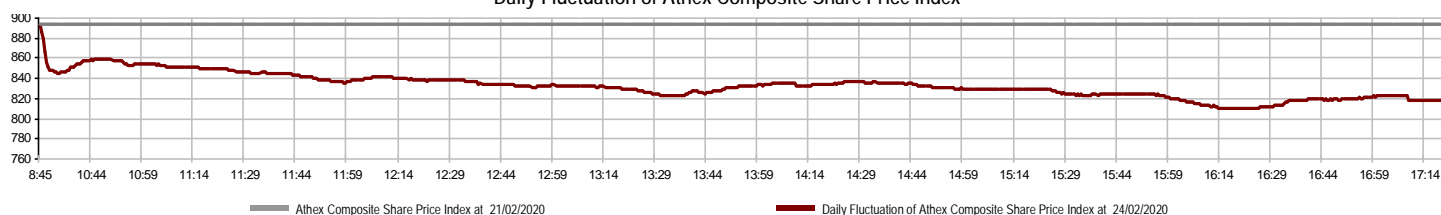


Athex Capitalisation (mill. €) **: 56,624.97	Derivatives Total Open Interest: 412,585
Daily change: mill. €   %: -4,234.51 -6.96%	in Index Futures   % daily chng: 8,421 -22.04%
Yearly Avg Capitalisation: mill. €   % chng prev year Avg: 61,934.38 13.05%	in Stock Futures   % daily chng: 402,861 -1.41%
Athex Composite Share Price Index   % daily chng: 818.35 -8.36%	in Index Options   % daily chng: 788 -64.74%
Athex Composite Share Price Index Capitalisation (mill. €): 51,224.30	in Stock Options   % daily chng: 515 -33.72%
Daily change (mill. €): -4,016.00	
Securities' Transactions Value with Block Trades Method 6-1 (thou. €): 181,247.93	Derivatives Contracts Volume: 134,368
Daily change: %: 95,560.25 111.52%	Daily change: pieces   %: 93,816 231.35%
YtD Avg Trans. Value: thou. €   % chng prev year Avg: 74,372.69 13.02%	YtD Avg Derivatives Contracts % chng prev year Avg: 23,953 -42.82%
Blocks Transactions Value of Method 6-1 (thou. €): 8,637.34	Derivatives Trades Number: 9,691
Blocks Transactions Value of Method 6-2 & 6-3 (thou. €): 708.25	Daily change: number   %: 6,715 225.64%
Bonds Transactions Value (thou.€): 856.14	YtD Avg Trades number % chng prev year Avg: 2,149 -24.57%
Securities' Transactions Volume with Block Trades Method 6-1 (thou. Pieces): 85,613.63	Lending Total Open Interest: 201,659
Daily change: thou. pieces   %: 44,812.26 109.83%	Daily change: pieces   %: 19,009 10.41%
YtD Avg Volume: % chng prev year Avg: 33,455.63 5.38%	Lending Volume (Multilateral/Bilateral): 268,083
Blocks Transactions Volume of Method 6-1 (thou. Pieces): 2,285.90	Daily change: pieces   %: 192,558
Blocks Transactions Volume of Method 6-2 & 6-3 (thou. Pieces): 50.00	Multilateral Lending: 268,083
Bonds Transactions Volume: 842,500	Bilateral Lending: 0
Securities' Trades Number with Block Trades Method 6-1: 78,522	Lending Trades Number: 33
Daily change: number   %: 47,365 152.02%	Daily change: %: 16
YtD Avg Trades number % chng prev year Avg: 27,850 2.58%	Multilateral Lending Trades Number: 33
Number of Blocks Method 6-1: 8	Bilateral Lending Trades Number: 0
Number of Blocks Method 6-2 & 6-3: 1	
Number of Bonds Transactions: 80	

Athex Capitalisation (mill. €) \*\*



Daily Fluctuation of Athex Composite Share Price Index



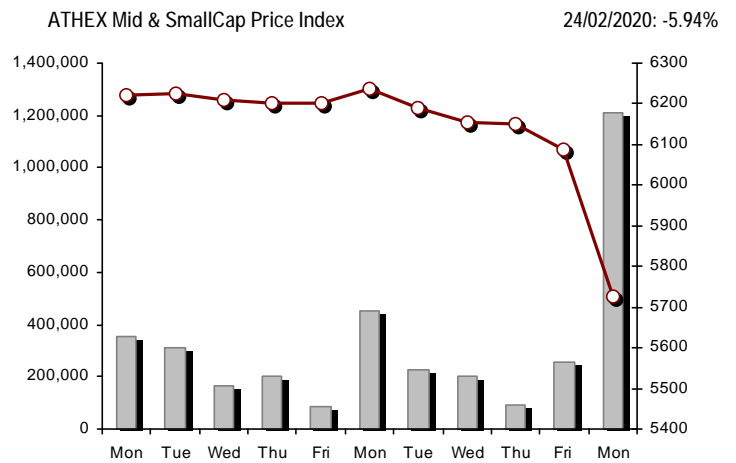
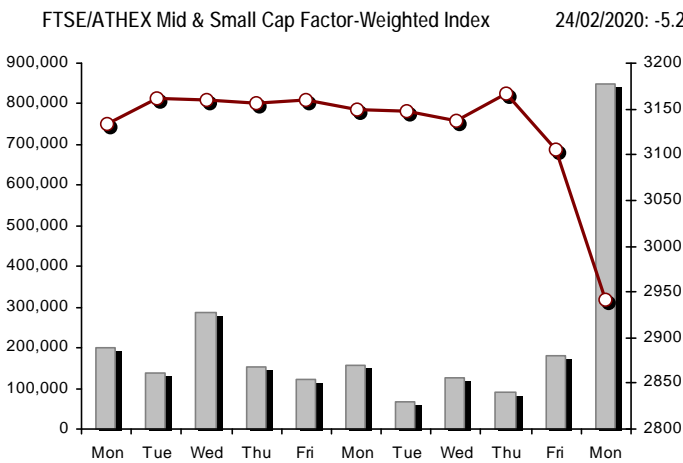
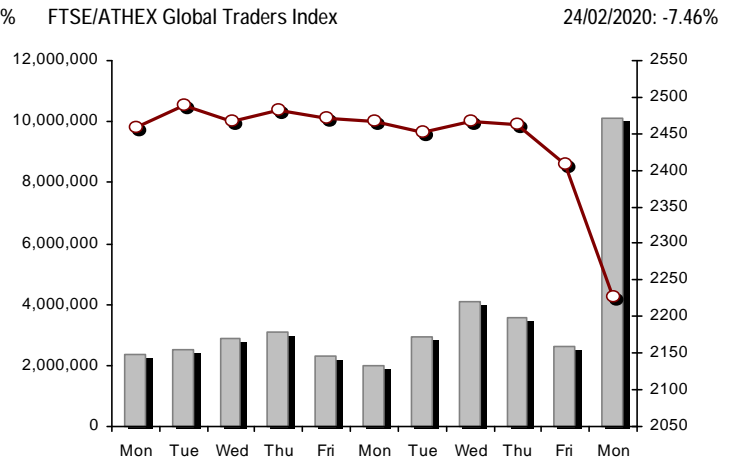
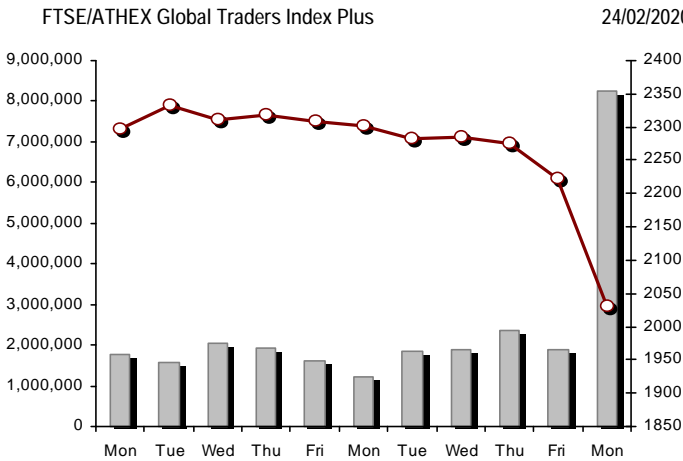
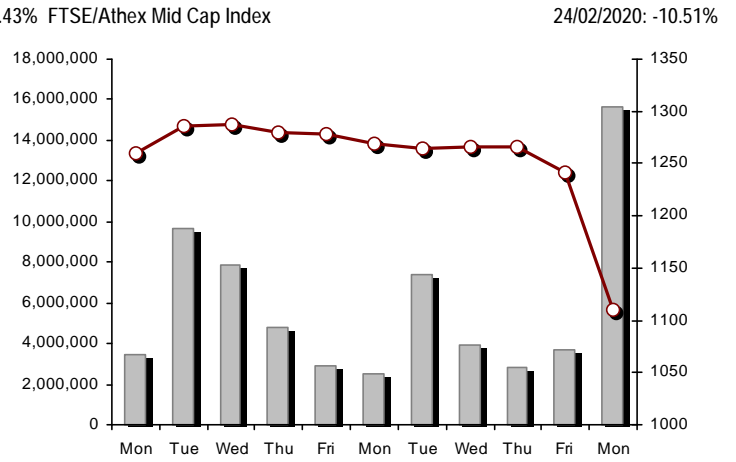
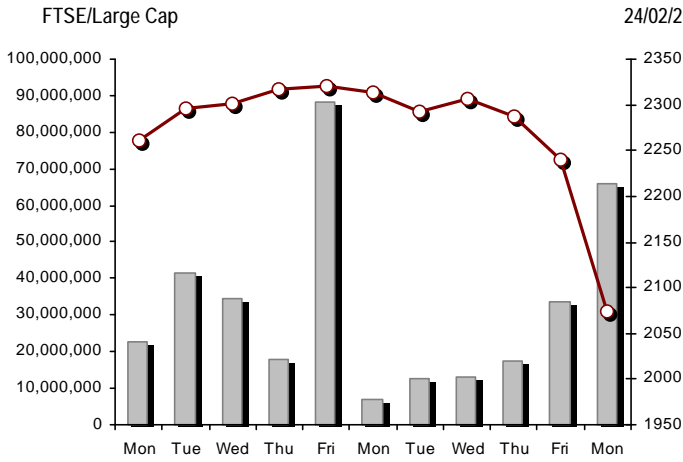
## Athex Indices

Index name	24/02/2020	21/02/2020	pts.	%	Min	Max	Year min	Year max	Year change
Athex Composite Share Price Index	818.35 €	893.03	-74.68	-8.36%	809.78	893.03	809.78	949.20	-10.73% €
FTSE/Athex Large Cap	2,073.73 €	2,240.27	-166.54	-7.43%	2,047.80	2,240.27	2,047.80	2,371.26	-9.76% €
FTSE/Athex Mid Cap Index	1,110.41 €	1,240.86	-130.45	-10.51%	1,108.11	1,240.86	1,108.11	1,298.86	-7.09% €
FTSE/ATHEX-CSE Banking Index	516.16 €	579.76	-63.60	-10.97%	508.34	579.76	508.34	673.55	-22.95% €
FTSE/ATHEX Global Traders Index Plus	2,030.72 €	2,221.86	-191.14	-8.60%	2,003.33	2,221.86	2,003.33	2,435.50	-12.42% €
FTSE/ATHEX Global Traders Index	2,227.94 €	2,407.56	-179.62	-7.46%	2,193.50	2,407.56	2,193.50	2,560.38	-10.25% €
FTSE/ATHEX Mid & Small Cap Factor-Weighted Ind	2,941.44 €	3,105.07	-163.63	-5.27%	2,932.07	3,105.07	2,932.07	3,205.70	-1.15% €
ATHEX Mid & SmallCap Price Index	5,725.40 €	6,087.21	-361.81	-5.94%	5,668.22	6,087.21	5,668.22	6,324.97	-3.56% €
FTSE/Athex Market Index	513.87 €	555.75	-41.88	-7.54%	507.63	555.75	507.63	587.56	-9.66% €
FTSE Med Index	5,278.95 €	5,314.20	-35.25	-0.66%			4,961.14	5,342.28	6.03% #
Athex Composite Index Total Return Index	1,342.41 €	1,464.92	-122.51	-8.36%	1,328.35	1,464.92	1,328.35	1,557.05	-10.24% €
FTSE/Athex Large Cap Total Return	3,104.91 €	3,354.26	-249.35	-7.43%			3,104.91	3,542.27	-9.04% €
FTSE/ATHEX Large Cap Net Total Return	948.47 €	1,024.64	-76.17	-7.43%	936.61	1,024.64	936.61	1,084.55	-9.08% €
FTSE/Athex Mid Cap Total Return	1,353.60 €	1,512.62	-159.02	-10.51%			1,353.60	1,582.98	-7.09% €
FTSE/ATHEX-CSE Banking Total Return Index	452.01 €	507.71	-55.70	-10.97%			452.01	588.56	-22.96% €
Hellenic Mid & Small Cap Index	1,122.28 €	1,233.85	-111.57	-9.04%	1,111.15	1,233.85	1,111.15	1,312.90	-10.47% €
FTSE/Athex Banks	681.98 €	766.01	-84.03	-10.97%	671.64	766.01	671.64	889.92	-22.95% €
FTSE/Athex Insurance	1,877.53 €	2,017.05	-139.52	-6.92%	1,873.54	2,017.05	1,873.54	2,088.80	-7.28% €
FTSE/Athex Financial Services	962.29 €	1,046.30	-84.01	-8.03%	954.61	1,046.30	954.61	1,123.81	-3.47% €
FTSE/Athex Industrial Goods & Services	2,135.63 €	2,370.75	-235.12	-9.92%	2,127.38	2,370.75	2,127.38	2,712.84	-16.63% €
FTSE/Athex Retail	65.17 €	69.99	-4.82	-6.89%	62.73	69.99	62.73	75.77	-6.42% €
FTSE/ATHEX Real Estate	4,919.76 €	5,498.68	-578.92	-10.53%	4,882.05	5,498.68	4,882.05	5,826.74	-9.98% €
FTSE/Athex Personal & Household Goods	8,450.57 €	9,302.30	-851.73	-9.16%	8,183.18	9,302.30	8,183.18	10,280.00	-13.86% €
FTSE/Athex Food & Beverage	12,132.36 €	12,462.98	-330.62	-2.65%	11,996.84	12,462.98	11,264.09	13,004.12	7.71% #
FTSE/Athex Basic Resources	5,868.95 €	6,640.01	-771.06	-11.61%	5,761.05	6,640.01	5,761.05	7,435.44	-9.12% €
FTSE/Athex Construction & Materials	2,674.42 €	3,028.09	-353.67	-11.68%	2,662.94	3,028.09	2,662.94	3,344.96	-13.26% €
FTSE/Athex Oil & Gas	4,258.92 €	4,521.46	-262.54	-5.81%	4,182.20	4,521.46	4,182.20	5,154.35	-15.64% €
FTSE/Athex Chemicals	8,150.37 €	8,669.28	-518.91	-5.99%	7,989.16	8,669.28	7,989.16	9,442.19	-8.06% €
FTSE/Athex Travel & Leisure	1,826.55 €	1,999.92	-173.37	-8.67%	1,796.55	1,999.92	1,796.55	2,084.49	-5.83% €
FTSE/Athex Technology	853.87 €	957.28	-103.41	-10.80%	850.53	957.28	850.53	1,029.21	-5.17% €
FTSE/Athex Telecommunications	3,663.67 €	3,828.82	-165.15	-4.31%	3,583.85	3,828.82	3,583.85	3,960.95	-6.66% €
FTSE/Athex Utilities	3,044.85 €	3,385.22	-340.37	-10.05%	3,008.62	3,385.22	3,008.62	3,447.76	-4.41% €
FTSE/Athex Health Care	492.45 €	500.02	-7.57	-1.51%	491.08	500.02	482.83	508.96	-2.45% €
Athex All Share Index	199.67 €	214.57	-14.90	-6.94%	199.67	199.67	199.67	223.49	-7.41% €
Hellenic Corporate Bond Index	120.85 €	120.94	-0.09	-0.07%			120.32	121.22	0.48% #
Hellenic Corporate Bond Price Index	95.74 €	95.81	-0.08	-0.08%			95.73	96.15	0.03% #

Note 1: FTSE/Med 100, Hellenic Corporate Bond Price Index and Hellenic Corporate Bond Index closing prices refer to the previous trading day of 20/02/2020.

Note 2: The Hellenic Mid & Small Cap Index is a Customized index calculated by the Athens Exchange.

Athex Indices



Indices volume of transactions

Indices closing prices

## Analytic Figures for Athex Market's Boards and Categories

	Total Traded Securities	Main Market	Surveillance	Exchange Traded Funds (ETFs)
Totals	138	119	18	1
Gain / Lose / Same:	3 / 122 / 13	1 / 110 / 8	2 / 11 / 5	0 / 1 / 0
Athex Capitalisation (mill. €) **	56,624.97	56,331.78	293.20	
Daily Average Trans/ons Value(thou.€)	74,372.69	74,174.43	158.09	101.83
Transactions Value	181,956.18	181,674.25	179.69	102.24
Main Board:	172,568.38	172,286.45	179.69	102.24
Blocks Board 6_2_3:	9,345.59	9,345.59	0.00	0.00
Forced Sales Board:	42.21	42.21	0.00	0.00
Special Terms Board:	0.00	0.00	0.00	0.00
Daily Average Transactions Volume	33,455,628	32,633,745	833,663	4,278
Transactions Volume	85,663,630	84,715,321	943,602	4,707
Main Board:	83,312,730	82,364,421	943,602	4,707
Blocks Board 6_2_3:	2,335,900	2,335,900	0	0
Forced Sales Board:	15,000	15,000	0	0
Special Terms Board:	0	0	0	0
Daily Average Number of Trades	27,850	27,669	178	4
Number of Trades	78,523	78,184	326	13
Main Board:	78,513	78,174	326	13
Blocks Board 6_2_3:	9	9	0	0
Forced Sales Board:	1	1	0	0
Special Terms Board:	0	0	0	0

## Trading Details by Athex Sectors and Financial Instruments (ETFs)

Code	Sectors	Gain / Lose / Same	Number of Trades	Transactions Volume	Transactions Value	% of Total Trans. Value
3010	- Banks	0 / 6 / 0	29,551	53,387,650	74,107,805.11	40.73%
5510	- Basic Resources	0 / 13 / 1	1,999	782,733	1,627,713.01	0.89%
5010	- Construction & Materials	0 / 12 / 2	5,843	3,701,711	7,043,813.58	3.87%
4020	- Consumer Products & Services	1 / 7 / 0	4,316	1,695,179	10,201,996.04	5.61%
6010	- Energy	0 / 3 / 1	3,194	639,774	7,587,304.80	4.17%
12000	- Financial Instruments	0 / 1 / 0	13	4,707	102,243.14	0.06%
3020	- Financial Services	0 / 4 / 0	2,795	11,697,228	4,517,302.51	2.48%
4510	- Food Beverage & Tobacco	1 / 8 / 4	664	595,887	2,214,768.71	1.22%
2010	- Health Care	0 / 4 / 0	226	203,522	133,124.29	0.07%
5020	- Industrial Goods & Service	1 / 19 / 2	6,422	2,722,326	12,575,157.21	6.91%
3030	- Insurance	0 / 1 / 0	136	25,771	124,901.57	0.07%
4030	- Media	0 / 3 / 0	59	56,465	12,628.94	0.01%
4520	- Personal Care, Drug & Grocery Stores	0 / 3 / 0	444	106,768	302,492.77	0.17%
3510	- Real Estate	0 / 7 / 1	2,067	873,450	5,133,395.27	2.82%
4040	- Retail	0 / 7 / 0	709	225,185	927,133.82	0.51%
1010	- Technology	0 / 7 / 0	1,169	485,454	857,689.46	0.47%
1510	- Telecommunications	0 / 5 / 0	3,617	1,845,673	19,634,449.89	10.79%
4050	- Travel & Leisure	0 / 7 / 2	9,124	3,139,330	21,975,207.07	12.08%
6510	- Utilities	0 / 5 / 0	6,175	3,474,817	12,877,051.39	7.08%

## Top 10 best &amp; worst performing Shares

## Main Market

			With negative Price change	Closing price	change
			INTRALOT (CR)	0.28	-19.77% €
			ELGEKA SA (CR)	0.36	-18.55% €
			INTRACOM HOLDINGS (CR)	0.65	-18.55% €
			ALUMIL (CR)	1.09	-17.42% €
			MARFIN INVESTMENT GROUP (CR)	0.0986	-17.42% €
			INTRACOM CONSTR. (CR)	1.365	-17.27% €
			INTERTECH SA (CR)	0.65	-16.67% €
			EKTER SA (CR)	1.02	-16.39% €
			FIERATEX SA (CR)	0.6	-15.49% €
			MATHIOS REFRACTORY SA (CR)	0.585	-15.22% €
With the highest Transactions Value	Value (thou. €)	change	With the highest Transactions Volume	Volume	change
NATIONAL BANK (CR)	26,488.41	-9.47% €	EUROBANK ERGASIAS (CR)	24,327,880	-12.03% €
ALPHA BANK (CR)	19,795.59	-9.65% €	ALPHA BANK (CR)	12,739,496	-9.65% €
OPAP (CR)	19,667.82	-8.29% €	NATIONAL BANK (CR)	11,128,603	-9.47% €
OTE (CR)	19,294.23	-4.31% €	MARFIN INVESTMENT GROUP (CR)	10,932,359	-17.42% €
EUROBANK ERGASIAS (CR)	16,355.88	-12.03% €	PIRAEUS BANK (CR)	4,191,965	-14.83% €
MYTILINEOS (CR)	10,730.77	-9.37% €	ELLAKTOR (CR)	2,169,386	-12.59% €
PIRAEUS BANK (CR)	10,675.29	-14.83% €	PPC (CR)	1,914,244	-14.52% €
PPC (CR)	7,061.57	-14.52% €	OPAP (CR)	1,754,398	-8.29% €
JUMBO SA (CR)	5,471.94	-10.09% €	OTE (CR)	1,435,481	-4.31% €
MOTOR OIL (CR)	4,987.45	-4.47% €	MYTILINEOS (CR)	1,313,190	-9.37% €

Note: Stocks that are not included in the "Low Dispersion" and "Under Supervision" categories, and the transactions value is more than 10,000 €.



## Derivatives Summary

	Number of Trades	Volume	Open Interest
<b>Index Futures</b>	<b>649</b>	<b>3,178</b>	<b>8,421</b>
FTSE/Athex Large Cap	649	3,178	8,421
<b>Stock Futures</b>	<b>8,946</b>	<b>130,350</b>	<b>402,861</b>
ADMIE (IPTO) HOLDING S.A. (CR)	307	4,057	7,785
ALPHA BANK (CR)	985	23,470	43,416
ATTICA BANK S.A. (CR)	29	667	7,538
CC HBC AG (CR)	42	98	447
CENERGY HOLDINGS (CB)	102	1,444	8,796
ELLAKTOR (CR)	712	9,397	23,935
EUROBANK ERGASIAS (CR)	776	23,812	78,470
EYDAP S.A. (CR)	29	108	1,191
FOURLIS (CR)	8	27	69
GEK TERNA (CR)	224	732	7,335
HELLENIC EXCHANGES-A.S.E. (CR)	194	662	3,694
HELLENIC PETROLEUM (CR)	188	653	2,832
INTRACOM HOLDINGS (CR)	51	567	4,893
INTRALOT (CR)	123	1,190	5,969
JUMBO SA (CR)	187	318	670
LAMDA DEVELOPMENT SA (CR)	168	963	3,594
MARFIN INVESTMENT GROUP (CR)	400	18,059	87,506
MOTOR OIL (CR)	112	295	1,270
MYTILINEOS (CR)	767	4,156	14,844
NATIONAL BANK (CR)	1,248	20,511	38,630
OPAP (CR)	284	1,219	2,341
OTE (CR)	232	897	4,452
P.P.A. S.A. (CR)	20	38	591
PIRAEUS BANK (CR)	813	11,430	27,121
PPC (CR)	595	4,239	14,638
TERNA ENERGY (CR)	142	512	3,504
TITAN CEMENT (CB)	32	45	106
VIOHALCO SA/NV (CB)	176	784	7,224
<b>Index Options</b>	<b>77</b>	<b>588</b>	<b>788</b>
FTSE/Athex Large Cap	77	588	788
<b>Stock Options</b>	<b>19</b>	<b>252</b>	<b>515</b>
ALPHA BANK (CR)	0	0	50
NATIONAL BANK (CR)	2	157	81
OPAP (CR)	9	49	14
OTE (CR)	7	43	55
PIRAEUS BANK (CR)	1	3	55
PPC (CR)	0	0	260
<b>Total Derivatives Traded</b>	<b>9,691</b>	<b>134,368</b>	<b>412,585</b>









## Daily Official List

Year: 141 Trading Day No: 37

## Section 2: Analytic Figures of Shares Transactions

Monday, 24 February, 2020

Number of Outstanding Securities	Nominal Value	Dividends [1]			Date of Last Coupon		Note	Shares	Closing price	% change	Previous closing price/date	Open price	Price min	Price max	Last price	Avg price	Last Bid [7]	Last Ask [7]	P/E after	Year	Volume	Trades	Transactions Value[8]	Company Mkt Value (thou. €)	Year low	Year high	Sector[4]	
		2017	2018	2019	Dividend [2]	Right																						
15,842,391	1.51	---	---	---	15/07/2009	12/05/2000	5141	BITROS HOLDING SA (CR)	0.111	-15.91	€ 0.132	21/02/2020	0.124	0.111	0.124	0.111	0.115	358@0.111	500@0.126	---	---	9,173	20	1,052.86	1,758.51	0.111	0.19	55102010
119,596,817	0.040	---	---	---	15/07/2008	27/04/2017	5190	NIKAS SA (CR)	0.5	---	0.5	21/02/2020	---	---	---	---	---	---	---	---	---	---	---	59,798.41	0.4	0.5	45102020	
24,319,250	0.300	---	---	---	09/07/2002	04/07/2007	5165	PROODEFTIKH SA (CR)	0.17	-3.41	€ 0.176	21/02/2020	0.176	0.17	0.176	0.17	0.172	2000@0.148	5142@0.171	---	---	8,300	4	1,430.80	4,134.27	0.156	0.199	50101010
245,497,664	0.310	---	---	---	01/07/2008	30/07/2012	5207	SELONDA AQUACULTURE SA (CR)	0.1	---	0.1	21/02/2020	0.1	0.1	0.1	0.1	0.6414137@0.100	1100@0.110	---	---	30,499	11	3,049.90	24,549.77	0.1	0.1	45102010	
10,186,667	1.35	---	---	---	24/06/2008	02/02/2016	4887	SIDMA SA (CR)	0.4	---	0.4	21/02/2020	---	---	---	---	2000@0.322	3500@0.398	---	---	---	---	---	4,074.67	0.388	0.57	55102010	
766,000	1.00	---	---	---	01/07/2004	11/12/2012	5193	TRIA ALFA SA (CR)	1.8	---	1.8	21/02/2020	---	---	---	---	10@1.48	---	55.15	2018	---	---	---	1,658.10	1.78	2.16	55101020	
245,000	1.00	---	---	---	19/07/2010	11/12/2012	5194	TRIA ALFA SA (PR)	1.14	---	1.14	21/02/2020	---	---	---	---	---	110@1.22	34.93	2018	---	---	---	1,658.10	0.9	1.15	55101020	

## Suspension Status

20,255,805	0.300	---	---	---	22/08/2006	02/08/2010	5136	AXON HOLDING SA (CR)	0.058	---	0.058	28/04/2017	---	---	---	---	---	---	---	---	---	---	---	1,174.84	0.058	0.058	20101010
21,820,410	0.800	---	---	---	22/05/2008	02/08/2011	5174	EUROMEDICA SA (CR)	0.448	---	0.448	30/04/2018	---	---	---	---	---	---	---	---	---	---	---	9,775.54	0.448	0.448	20101010
52,800,154	0.300	---	---	---	20/08/2014	21/06/2004	---	F.G. EUROPE S.A. (CR)	0.48	---	0.48	09/01/2020	---	---	---	---	---	---	---	---	---	---	---	25,344.07	0.4	0.488	40202020
66,948,210	0.300	---	---	---	22/09/2015	22/09/2015	5179	FOLLI FOLLIE (CR)	4.8	---	4.8	24/05/2018	---	---	---	---	---	---	---	---	---	---	---	321,351.41	4.8	4.8	40401030
13,191,620	0.620	---	---	---	04/08/2010	09/09/2002	5217	YALCO - CONSTANTINOU (CR)	0.0555	---	0.056	30/09/2019	---	---	---	---	---	---	---	---	---	---	---	732.13	0.0555	0.0555	40202020
14,870,100	0.300	---	---	---	15/05/2008	26/09/2011	5130	ALPHA GRISSIN S.A. (CR)	0.014	---	0.014	13/04/2017	---	---	---	---	---	---	---	---	---	---	---	208.18	0.014	0.014	10102030
33,930,000	0.300	---	---	---	03/07/2006	30/05/2001	4865	BABIS VOVOS SA (CR)	0.304	---	0.304	30/03/2012	---	---	---	---	---	---	---	---	---	---	---	10,314.72	0.304	0.304	35101010
77,126,446	0.340	---	---	---	23/05/2005	18/08/2011	5206	G.E. DIMITRIOU (CR)	0.0125	---	0.013	30/04/2019	---	---	---	---	---	---	---	---	---	---	---	964.08	0.0125	0.0125	40202020
6,000,000	0.600	---	---	---	13/06/2008	08/04/2004	5172	EUROBROKERS S.A. (CR)	0.008	---	0.008	27/04/2018	---	---	---	---	---	---	---	---	---	---	---	48.00	0.008	0.008	30302015
7,085,888	1.59	---	---	---	02/07/1996	06/09/2010	5216	ELVIEMEK (CR)	2.6	---	2.6	30/09/2019	---	---	---	---	---	---	---	---	---	---	---	18,423.31	2.6	2.6	35101010
14,050,971	0.340	---	---	---	13/12/2017	21/02/2018	---	ELTRAK SA (CR)	3.3	---	3.3	24/01/2020	---	---	---	---	---	1930@3.40	---	---	---	---	---	46,368.20	3.3	3.4	50204020
25,179,640	0.600	---	---	---	08/08/1994	19/09/2000	5191	J.BOUTARIS & SON (CR)	0.026	---	0.026	01/10/2018	---	---	---	---	---	---	---	---	---	---	---	742.45	0.026	0.026	45101015
1,540,000	0.600	---	---	---	08/08/1994	19/09/2000	5192	J.BOUTARIS & SON (PR)	0.057	---	0.057	01/10/2018	---	---	---	---	---	---	---	---	---	---	---	742.45	0.057	0.057	45101015
24,619,524	0.500	---	---	---	10/10/1986	30/12/2002	4914	KERAMIA-ALLATINI (CR)	0.088	---	0.088	30/08/2012	---	---	---	---	---	---	---	---	---	---	---	2,166.52	0.088	0.088	35101010
31,543,600	0.420	---	---	---	19/07/2010	19/12/2018	5205	KRETA FARM SA (CR)	1.085	---	1.085	30/04/2019	---	---	---	---	---	---	---	---	---	---	---	34,224.81	1.085	1.085	45102020
23,935,280	0.300	---	---	---	29/06/2009	13/06/2000	5153	NAYTEMPORIKI PUBLISHING SA(CR)	0.107	---	0.107	02/10/2017	---	---	---	---	---	---	---	---	---	---	---	2,561.07	0.107	0.107	40301030
255,459,600	0.300	---	---	---	26/06/2000	03/12/2010	5101	NEL SA (CR)	0.07	---	0.07	31/08/2015	---	---	---	---	---	---	---	---	---	---	---	17,882.17	0.07	0.07	40501015
23,463,874	0.800	---	---	---	23/05/2003	21/12/1999	4918	NEORION SA (CR)	0.125	---	0.125	30/08/2012	---	---	---	---	---	---	---	---	---	---	---	2,932.98	0.125	0.125	50206030
18,750,000	0.300	---	---	---	02/07/2001	31/12/2012	5154	PEGASUS PUBLISHING S.A. (CR)	0.089	---	0.089	02/10/2017	---	---	---	---	---	---	---	---	---	---	---	1,668.75	0.089	0.089	40301030
100,793,572	0.300	---	---	---	16/07/2009	11/02/2016	5110	TELETIPOS SA (CR)	0.06	---	0.06	07/03/2016	---	---	---	---	---	---	---	---	---	---	---	6,047.61	0.06	0.06	40301035
4,034,950	0.680	---	---	---	01/07/2005	30/12/2010	5171	CHATZIKRANIOTIS & SONS SA (CR)	0.14	---	0.14	27/04/2018	---	---	---	---	---	---	---	---	---	---	---	564.89	0.14	0.14	45102020

Shares' Notes

Code	Note text
( )	- Adjusted dividends.
*	- Last adjusted closing price.
[1]	- Net dividends.
[2]	- The "Date of Last Coupon" for New listings refers to the date company's stocks started to trade in Athex
[3]	- The Company Market Value is referred to the number of outstanding shares
[4]	- Sectors codification can be found in Appendix A
[5]	- The Market Value refers to the total number of shares listed (including their several classes) in the exchange by the company.
[6]	- P/E greater than 100
[7]	- Last view of the Order Book before the end of the trading session
[8]	- All Blocks Methods' Transactions Value are included.
4750	- Transfer to the Under Surveillance Category from 8/4/2011.
4865	- Suspension of trading as of 2/4/2012.
4887	- Transfer to the Surveillance Category as of 10/4/2012.
4912	- Transfer to the Surveillance Category as of 31/7/2012.
4914	- Suspension of trading as of 31/8/2012.
4918	- Suspension of trading as of 31/8/2012.
4955	- Transfer to the Surveillance Category as from 5/4/2013.
4956	- Transfer to the Surveillance Category as from 5/4/2013.
4957	- Transfer to the Surveillance Category as from 5/4/2013.
4958	- Transfer to the Surveillance Category as from 5/4/2013.
4959	- Transfer to the Surveillance Category as from 5/4/2013.
5080	- Transfer to the Surveillance Category as of 05/12/2014.
5093	- Transfer to the Surveillance Category as of 8/4/2015.
5095	- Transfer to the Surveillance Category as from 09/04/2015.
5101	- Suspension of trading as of 1/9/2015.
5110	- Suspension of trading as of 08/03/2016.
5112	- Transfer to the Surveillance Category as of 15/04/2016.
5115	- Transfer to the Surveillance Category as of 15/04/2016.
5123	- Transfer to the Surveillance Category as of 01/04/2016.
5130	- Suspension of trading as of 18/04/2017.
5136	- Suspension of trading as of 02/05/2017.
5141	- Transfer to the Surveillance Category as of 10/05/2017.
5153	- Suspension of trading as of 03/10/2017.
5154	- Suspension of trading as of 03/10/2017.
5156	- Transfer to the Surveillance Category as of 11/12/2017.
5160	- Transfer to the Surveillance Category as of 15/04/2016.
5161	- Transfer to the Surveillance Category as of 25/11/2011.
5162	- Transfer to the Under Supervision Category as of 21/12/2009.
5165	- Transfer to the Surveillance Category as of 15/02/2018.
5171	- Suspension of trading as of 30/04/2018.
5172	- Suspension of trading as of 30/04/2018.
5174	- Suspension of trading as of 02/05/2018.
5178	- Transfer to the Surveillance Category as of 11/05/2018.
5179	- Suspension of trading as of 25/05/2018.
5190	- Transfer to the Surveillance Category as of 01/10/2018.
5191	- Suspension of trading as of 02/10/2018.
5192	- Suspension of trading as of 02/10/2018.
5193	- Transfer to the Surveillance Category as of 25/10/2018.
5194	- Transfer to the Surveillance Category as of 25/10/2018.
5195	- Transfer to the Surveillance Category as of 25/10/2018.
5197	- Transfer to the Surveillance Category as of 07/11/2018.
5205	- Suspension of trading as of 02/05/2019.

---

## Shares' Notes

---

Code	Note text
------	-----------

---

5206	- Suspension of trading as of 02/05/2019.
------	---

5207	- Transfer to the Surveillance Category as from 13/05/2019.
------	---

5216	- Suspension of trading as of 01/10/2019.
------	---

5217	- Suspension of trading as of 01/10/2019.
------	---



Securities Blocks Details

Securities	Block Volume	Price	Block Trade Value	Time of approval	Note
OTE (CR)	23,000	13.91	319,930.00	10:32:53	20
ALPHA BANK (CR)	1,000,000	1.60	1,598,000.00	11:26:12	20
ALPHA BANK (CR)	500,000	1.60	799,000.00	11:28:47	20
OTE (CR)	205,000	13.55	2,777,750.00	11:53:42	20
MOTOR OIL (CR)	20,000	17.94	358,800.00	11:53:57	20
OTE (CR)	138,000	13.50	1,863,000.00	12:07:14	20
ALPHA BANK (CR)	350,000	1.58	551,600.00	12:19:17	20
OTE (CR)	50,000	14.17	708,250.00	14:39:28	14
AUTOHELLAS SA (CR)	49,900	7.40	369,260.00	15:20:50	20

Blocks Notes

- 9 - Method 6-1 / Special Fees
- 10 - Method 6-1 / Special Fees, SDS
- 14 - Method 6-3 / Settlement, Incomplete Buy and Sell
- 18 - Method 6-2 / SPOT 1
- 19 - Method 6-2 / SPOT 2
- 20 - Method 6-1 and Method 6-1 Same Day Settlement
- 21 - Other Pre-agreed

**Shares Rights Details**

Occured date	Exercise from	Exercise until	Trading until	Rights	Price min	Price max	Closing price	Last Bid	Last Ask	Volume	Trades	Transactions Value
--------------	---------------	----------------	---------------	--------	-----------	-----------	---------------	----------	----------	--------	--------	--------------------

No Rights Transactions.

**Securities Forced Sales**

Securities	Category of Security	Transaction s Volume	Number of Trades	Transactions Value	Note
PIRAEUS BANK (CR)	Stocks	15,000	1	42,210.00	1

**Forced Sales Notes**

1 - Normal Forced Sale.

2 - Forced Sales of Fixed Registered Shares.

3 - Forced Sales of Remaining Stock Fractions.

**Forced Sales Registered Shares**

Securities	Start Date	End Date	Initial Volume	Remaining Volume	Date	Avg price (day)	Avg price (period)	Number of Trades	Transactions Volume	Transactions Value
------------	------------	----------	----------------	------------------	------	-----------------	--------------------	------------------	---------------------	--------------------

No Fixed Registered Shares Forced Sales.

**Forced Sales Notes**

According to Decision 1/380/04.05.2008 of the Hellenic Republic Capital Market Commission, the certificated registered shares that have not been deposited to the issuer for dematerialisation, will be auctioned in the Athens Exchange by the supervising issuer. Forced sales procedure is held according to Article 99A of the Athens Exchange Rulebook. The average price of the period is calculated by dividing the Total transactions value by the Total volume and includes all the transactions made until the current date.

## Exchange Traded Funds (ETFs) Characteristics

	Transactions Date (T)	Creation / Redemption	Units (T-1)	New Units (T-1)	Redemption Units (T-1)	Units (T) [1]	Fund Assets [2]	Net Unit Price	Dividend per	Dividend Date
ALPHA ETF FTSE Athex Large Cap	24/02/2020	5,000	812,382	---	---	812,382	18,810,490.00	23.1547	0.43	30/06/2018

## ETFs Notes

[1] - Units (T) = Units (T-1) + New Units (T-1) - Redemption Units (T-1)

[2] - The Creation / Redemption Units of T-1 are included.

## Convertible Corporate Bonds - Regulated Market

Num Listed Bonds	Nominal price	Issue price	Today's Rate	Exp. Date	Duration (years)	Note	Coupon		Trading	Corporate Bonds	Price min	Price max	Closing price	Previous closing price/date	Volume	Transactions Value	Last order			ear min	Year max
							Common	Preferred									Price	Buy / Sell	Date		
171,246,551	0.30	0.30	1.00	11/10/2025	9	---	14	---	1	FORTHNET S.A. (Convertible)	---	---	---	---	---	---	0.3000	B	05/02/2020	100.0000	100.0000

## Corporate Bonds Notes

Transactions Volume = (Pieces) \* (Nominal Price). Transactions Value = (Pieces) \* (Nominal Price) \* (price %) + (Accrued interest).

The price of a Bond is stated as a percentage (%) of Bond's Nominal Price.

Nominal Price in Euros (€), except if it is noted differently.

## Non Convertible Corporate Bonds - Regulated Market

Num Listed Bonds	Nominal price	Issue price	Today's Rate	Exp. Date	Duration (years)	Note	Coupon		Trading	Corporate Bonds	Accrued Int.	Yield.T.Mat	Price min	Price max	Closing price	Previous closing price/date	Volume	Transactions Value	Last order			ear min	Year max	
							Common	Preferred											Price	Buy / Sell	Date			
175,000	1,000.00	1,000.00	3.40	26/07/2024	5	---	2	---	1	ATTICA HOLDINGS S.A. (Non Convertible)	2.8333	3.8460	96.0000	98.0000	98.0000	99.4000	21/02/2020	61,000	59,340.86	98.0000	B	24/02/2020	96.0000	100.0000
300,000	1,000.00	1,000.00	3.10	27/06/2022	5	---	6	---	1	MYTILINEOS HOLDINGS S.A. (Non Convertible)	5.2528	2.8830	99.9300	100.0000	99.9465	100.3230	21/02/2020	168,000	168,792.67	99.9600	B	24/02/2020	99.0100	101.0000
50,000	1,000.00	1,000.00	4.25	20/06/2022	5	---	6	---	1	SYSTEMS SUNLIGHT S.A. (Non Convertible)	8.0278	3.8590	99.5000	100.3000	99.8822	99.8040	20/02/2020	82,000	82,561.68	99.6500	B	24/02/2020	99.8000	102.0000
200,000	1,000.00	1,000.00	3.50	21/03/2022	5	---	6	---	1	O.P.A.P. S.A. (Non Convertible)	15.1667	3.1930	99.9500	99.9500	99.9500	100.0520	21/02/2020	114,000	115,672.00	99.9500	B	24/02/2020	99.9196	100.9900
40,000,000	1.00	1.00	5.00	04/10/2021	5	---	14	---	1	HOUSEMARKET S.A. (Non Convertible)	0.0069	2.1830	103.8500	103.8500	103.8500	104.1000	21/02/2020	20,500	21,431.60	103.8500	B	24/02/2020	103.7385	105.1000
24,260	1,000.00	1,000.00	4.95	26/06/2023	5	---	4	---	1	B&F COMM. & GARM. INDUS. S.A. (Non Convertible)	8.3875	6.7460	---	---	---	93.5000	20/02/2020	---	---	91.3000	B	24/02/2020	91.3001	94.9999
90,000	1,000.00	1,000.00	3.00	11/05/2023	5	---	4	---	1	CORAL A.E. (Non Convertible)	8.9167	2.2050	102.0500	102.0500	102.0500	103.0000	21/02/2020	38,000	39,117.83	102.0500	B	24/02/2020	102.0500	105.0000
120,000	1,000.00	1,000.00	3.95	04/04/2025	7	---	4	---	1	GEK TERNA S.A. (Non Convertible)	15.9097	2.8560	103.6000	104.0000	103.9628	104.5000	21/02/2020	53,000	55,943.52	103.6000	B	24/02/2020	102.5000	107.2000
150,000	1,000.00	1,000.00	2.60	22/10/2026	7	---	1	---	1	TERNA ENERGY FINANCE S.A. (Non Convertible)	9.1722	2.4030	101.0100	101.0300	101.0200	101.6640	21/02/2020	217,000	221,200.82	101.0200	B	24/02/2020	100.6110	102.8000
200,000	1,000.00	1,000.00	3.60	12/03/2026	7	---	2	---	1	AEGEAN AIRLINES S.A. (Non Convertible)	16.7000	2.9210	101.0000	103.8600	103.0000	105.8000	21/02/2020	89,000	92,076.72	101.2700	B	24/02/2020	103.0000	107.3000

## Corporate Bonds Notes

Transactions Volume = (Pieces) \* (Nominal Price). Transactions Value = (Pieces) \* (Nominal Price) \* (price %) + (Accrued interest).

The price of a Bond is stated as a percentage (%) of Bond's Nominal Price.

Nominal Price in Euros (€), except if it is noted differently.

## Government Bonds

Number Listed Bonds	Nominal price	Today's Rate	Accrued Interest Calc	Exp. Date [1]	Duration (years)	Note	Coupons Date	Curr. coupon value	Trading Unit	Government Bonds	Price min	Price max	Closing price	Previous closing price/date	Volume	Transactions Value	Price	Last order Buy / Sell	Date
3,000,000	1,000.00	4.38	Actual/Actual	01/08/2022	5	---	01/08	4.38	1	GGB-FXD-010822-05Y-4.375-1.000	---	---	---	---	---	---	1.0000	B	28/11/2018
2,500,000	1,000.00	1.88	Actual/Actual	04/02/2035	15	---	04/02	1.88	1	GGB-FXD-040235-15Y-1.875-1.000	---	---	---	---	---	---	---	---	---
2,500,000	1,000.00	3.45	Actual/Actual	02/04/2024	5	---	02/04	3.45	1	GGB-FXD-020424-05Y-3.450-1.000	---	---	---	---	---	---	---	---	---
4,355,990,324	1.00	3.50	Actual/Actual	30/01/2023	5	---	01/02 - 31/01	3.50	1	GGB-FXD-300123-05Y-3.500-1.000	---	---	---	94.5720 13/07/2018	---	---	1.0000	B	28/11/2018
5,962,747,327	1.00	3.75	Actual/Actual	30/01/2028	10	---	/02 - 01/02 - 31/	3.75	1	GGB-FXD-300128-10Y-3.750-1.000	---	---	---	85.4610 13/07/2018	---	---	1.0000	B	28/11/2018
6,091,218,404	1.00	3.90	Actual/Actual	30/01/2033	15	---	/02 - 01/02 - 31/	3.90	1	GGB-FXD-300133-15Y-3.900-1.000	---	---	---	78.6730 13/07/2018	---	---	1.0000	B	28/11/2018
4,805,399,486	1.00	4.00	Actual/Actual	30/01/2037	19	---	/02 - 01/02 - 31/	4.00	1	GGB-FXD-300137-19Y-4.000-1.000	---	---	---	77.0370 13/07/2018	---	---	1.0000	B	28/11/2018
4,603,713,186	1.00	4.20	Actual/Actual	30/01/2042	24	---	/02 - 01/02 - 31/	4.20	1	GGB-FXD-300142-24Y-4.200-1.000	---	---	---	77.7640 13/07/2018	---	---	1.0000	B	28/11/2018
550,418,123	1.00	3.65	Actual/Actual	24/02/2023	11	---	24/02	3.65	1	GGB-FXD-240223-11Y-2.000-1.000	---	---	---	10.0000 22/06/2015	---	10.0000	B	11/07/2019	
445,007,576	1.00	3.65	Actual/Actual	24/02/2024	12	---	24/02	3.65	1	GGB-FXD-240224-12Y-2.000-1.000	---	---	---	10.0000 22/06/2015	---	---	---	---	---
423,674,226	1.00	3.65	Actual/Actual	24/02/2025	13	---	24/02	3.65	1	GGB-FXD-240225-13Y-2.000-1.000	---	---	---	10.0000 22/06/2015	---	---	---	---	---
212,292,153	1.00	3.65	Actual/Actual	24/02/2026	14	---	24/02	3.65	1	GGB-FXD-240226-14Y-2.000-1.000	---	---	---	10.0000 22/06/2015	---	---	---	---	---
160,621,352	1.00	3.65	Actual/Actual	24/02/2027	15	---	24/02	3.65	1	GGB-FXD-240227-15Y-2.000-1.000	---	---	---	10.0000 22/06/2015	---	---	---	---	---
183,244,055	1.00	3.65	Actual/Actual	24/02/2028	16	---	24/02	3.65	1	GGB-FXD-240228-16Y-2.000-1.000	---	---	---	10.0000 22/06/2015	---	---	---	---	---
164,802,894	1.00	3.65	Actual/Actual	24/02/2029	17	---	24/02	3.65	1	GGB-FXD-240229-17Y-2.000-1.000	---	---	---	10.0000 22/06/2015	---	---	---	---	---
165,460,943	1.00	3.65	Actual/Actual	24/02/2030	18	---	24/02	3.65	1	GGB-FXD-240230-18Y-2.000-1.000	---	---	---	10.0000 22/06/2015	---	---	---	---	---
129,007,241	1.00	3.65	Actual/Actual	24/02/2031	19	---	24/02	3.65	1	GGB-FXD-240231-19Y-2.000-1.000	---	---	---	10.0000 22/06/2015	---	---	---	---	---
126,192,683	1.00	3.65	Actual/Actual	24/02/2032	20	---	24/02	3.65	1	GGB-FXD-240232-20Y-2.000-1.000	---	---	---	10.0000 22/06/2015	---	---	---	---	---
146,905,168	1.00	3.65	Actual/Actual	24/02/2033	21	---	24/02	3.65	1	GGB-FXD-240233-21Y-2.000-1.000	---	---	---	10.0000 22/06/2015	---	---	---	---	---
154,475,606	1.00	3.65	Actual/Actual	24/02/2034	22	---	24/02	3.65	1	GGB-FXD-240234-22Y-2.000-1.000	---	---	---	10.0000 22/06/2015	---	---	---	---	---
144,429,441	1.00	3.65	Actual/Actual	24/02/2035	23	---	24/02	3.65	1	GGB-FXD-240235-23Y-2.000-1.000	---	---	---	10.0000 22/06/2015	---	---	---	---	---
166,211,676	1.00	3.65	Actual/Actual	24/02/2036	24	---	24/02	3.65	1	GGB-FXD-240236-24Y-2.000-1.000	---	---	---	10.0000 22/06/2015	---	---	---	---	---
145,461,669	1.00	3.65	Actual/Actual	24/02/2037	25	---	24/02	3.65	1	GGB-FXD-240237-25Y-2.000-1.000	---	---	---	10.0000 22/06/2015	---	---	---	---	---
146,941,087	1.00	3.65	Actual/Actual	24/02/2038	26	---	24/02	3.65	1	GGB-FXD-240238-26Y-2.000-1.000	---	---	---	10.0000 22/06/2015	---	---	---	---	---
135,115,612	1.00	3.65	Actual/Actual	24/02/2039	27	---	24/02	3.65	1	GGB-FXD-240239-27Y-2.000-1.000	---	---	---	10.0000 22/06/2015	---	---	---	---	---
141,909,637	1.00	3.65	Actual/Actual	24/02/2040	28	---	24/02	3.65	1	GGB-FXD-240240-28Y-2.000-1.000	---	---	---	10.0000 22/06/2015	---	---	---	---	---
136,788,720	1.00	3.65	Actual/Actual	24/02/2041	29	---	24/02	3.65	1	GGB-FXD-240241-29Y-2.000-1.000	---	---	---	10.0000 22/06/2015	---	---	---	---	---
163,643,410	1.00	3.65	Actual/Actual	24/02/2042	30	---	24/02	3.65	1	GGB-FXD-240242-30Y-2.000-1.000	---	---	---	10.0000 22/06/2015	---	---	---	---	---
4,000,000	1,000.00	3.88	Actual/Actual	12/03/2029	10	---	12/03	3.88	1	GGB-FXD-120329-10Y-3.875-1.000	---	---	---	---	---	---	100.0000	B	15/10/2019
503,753	1,000.00	0.32	FLR Actual/360	16/09/2021	2	---	16/03 - 16/09	---	1	GGB-FLT-160921-02Y-0.319-1.000	---	---	---	---	---	---	---	---	---
3,000,000	1,000.00	3.38	Actual/Actual	15/02/2025	7	---	15/02	3.38	1	GGB-FXD-150225-07Y-3.375-1.000	---	---	---	---	---	---	---	---	---
250,250	1,000.00	2.90	Actual/Actual	20/03/2023	4	---	20/03	2.90	1	GGB-FXD-200323-04Y-2.900-1.000	---	---	---	---	---	---	---	---	---
964,000	1,000.00	3.25	Actual/Actual	20/03/2025	6	---	20/03	3.25	1	GGB-FXD-200325-06Y-3.250-1.000	---	---	---	---	---	---	---	---	---
2,100,000	1,000.00	3.55	Actual/Actual	20/03/2026	7	---	20/03	3.55	1	GGB-FXD-200326-07Y-3.550-1.000	---	---	---	---	---	---	---	---	---

## Government Bonds Notes

Transactions Volume = (Pieces) \* (Nominal Price). Transactions Value = (Pieces) \* (Nominal Price) \* (price %) + (Accrued interest).

The Value of current coupon for the issues with NV 0.01 euro refers to NV 100 euros

FLR: Floating Interest Rate.

[1] - The Expiration Date of the interest bearing period and the Date for coupon payment.



## Government Bonds

Number Listed Bonds	Nominal price	Today's Rate	Accrued Interest Calc	Exp. Date [1]	Duration (years)	Note	Coupons Date	Curr. coupon value	Trading Unit	Government Bonds	Price min	Price max	Closing price	Previous closing price/date	Volume	Transactions Value	Price	Last order Buy / Sell	Date
3,314,250	1,000.00	3.25	Actual/Actual	20/03/2050	30	---	20/03	3.25	1	GGB-FXD-200350-30Y-3.250-1.000	---	---	---	---	---	---	---	---	---
2,500,000	1,000.00	1.88	Actual/Actual	23/07/2026	7	---	23/07	1.88	1	GGB-FXD-230726-07Y-1.875-1.000	---	---	---	---	---	---	---	---	---

## Government Bonds Notes

Transactions Volume = (Pieces) \* (Nominal Price). Transactions Value = (Pieces) \* (Nominal Price) \* (price %) + (Accrued interest).

The Value of current coupon for the issues with NV 0.01 euro refers to NV 100 euros

FLR: Floating Interest Rate.

[1] - The Expiration Date of the interest bearing period and the Date for coupon payment.

## Treasury Bills &amp; Zero Coupon Government Bonds

Issue Date	13-Week Maturity									26-Week Maturity									52-Week Maturity								
	Exp. Date	Initial Rate	Num Listed Bonds	Nominal price	Issue price	Last Trade Price	Last Trade Date	Volume Traded	Note	Exp. Date	Initial Rate	Num Listed Bonds	Nominal price	Issue price	Last Trade Price	Last Trade Date	Volume Traded	Note	Exp. Date	Initial Rate	Num Listed Bonds	Nominal price	Issue price	Last Trade Price	Last Trade Date	Volume Traded	Note
15/03/2019	---	---	---	---	---	---	---	---	---	---	---	---	---	---	---	---	---	---	13/03/2020	0.95	1,000,000	1,000.00	990.50	---	---	---	---
14/06/2019	---	---	---	---	---	---	---	---	---	---	---	---	---	---	---	---	---	---	12/06/2020	0.47	1,000,000	1,000.00	995.30	---	---	---	---
13/09/2019	---	---	---	---	---	---	---	---	---	---	---	---	---	---	---	---	---	---	11/09/2020	0.29	1,000,000	1,000.00	997.05	---	---	---	---
13/12/2019	---	---	---	---	---	---	---	---	---	---	---	---	---	---	---	---	---	---	11/12/2020	0.07	1,000,000	1,000.00	999.30	---	---	---	---

Bonds in Circulation	Currency / Min nominal traded Value	Coupons Payment Date	Current Coupon Value	Note	Coupon	Trading Unit	Issue Date	Duration (years)	Today's Interest	A.I.C in days	Bonds	Last price of previous days		Last Outcry in Cash (euro)			Trades in Pieces	Life min	Life Max
												Price	Buy / Sell	Price	Buy / Sell	Date			
<b>Corporate Bonds in Foreign Currency and Euro</b>																			
103,746	GBP / 10	01/12	0.25	---	61	1	01/12/1930	98	2.5	360	National Mortgage Bank	2.27	05/02/1996	2.27	S	05/02/1996	---	2.27	2.27
0	GBP / 10	01/12	0.25	---	63	1	01/12/1928	100	2.5	360	National Mortgage Bank	---	---	---	---	---	---	---	---

## Government Bonds Notes

A.I.C: Accrued Interest Calculation base.

FLR: Floating Interest Rate.

The minimum tradeable Nominal Value for all Demeterialised Government Titles is 100 Euros.

(μτφρ-0)

Athex & ATHEXClear Members List

Member Name			Stock Market			Derivatives Market		ATHEXClear Member	
Address	Phone	Fax	Market Member	Remote Member	Market Maker	Proprietary	Market Maker	General Clearing	Direct Clearing
A. SARRIS SECURITIES S.A. 6, ΔΡΑΓΑΤΣΑΝΙΟΥ 6 ΑΘΗΝΑ	2103367700		a						
ALPHA BANK A.E. 40, ΣΤΑΔΙΟΥ STR ΑΘΗΝΑ	(210)-3260000	(210)-3264116						a	
103, AVE. ATHINON ΑΘΗΝΑ	+30 2103436820	210-3436270							
40, ΣΤΑΔΙΟΥ STR ΑΘΗΝΑ	(210)-3265546	(210)-3265811							
ALPHA FINANCE INVESTMENT SERVICES S.A. 5, ΜΕΡΛΙΝ 5 ΑΘΗΝΑ	2103677400		a		a	a	a		a
ARGUS STOCKBROKERS LTD 25, 25 ΛΕΩΦΟΡΟΣ ΔΗΜΟΣΘΕΝΗ ΣΕΒΕΡΗ	0035722717000		a	a		a			
ATLANTIC SECURITIES LIMITED 37, ΠΡΟΔΡΟΜΟΥ 37	0035722445400		a						
ATLANTIC SECURITIES LIMITED , ΠΡΟΔΡΟΜΟΥ 37	22445400			a					
AXON SECURITIES S.A. 48, ΣΤΑΔΙΟΥ 48 ΑΘΗΝΑ	2103363800		a			a			
BETA SECURITIES S.A. 29, Λ. ΑΛΕΞΑΝΔΡΑΣ 29 ΑΘΗΝΑ	2106478930		a		a	a			a
BNP PARIBAS SECURITIES SERVICES 2, ΛΑΜΨΑΚΟΥ 2 ΑΘΗΝΑ	2107468500							a	
BOFA SECURITIES EUROPE SA , 112 AVENUE KL?BER 75116	+33 153655555		a	a					
CAPITAL SECURITIES S.A. 58, ΜΗΤΡΟΠΟΛΕΩΣ 58 ΑΘΗΝΑ	2103369700		a			a			
CFS SECURITIES INVESTMENT SERVICES S.A. 3, ΠΑΠΑΡΡΗΓΟΠΟΥΛΟΥ 3 ΑΘΗΝΑ	2103360800		a						
CITIGROUP GLOBAL MARKETS EUROPE AG 16, REUTERWEG 16 FRANKFURT	+49 691366-0		a	a					
CITIGROUP GLOBAL MARKETS LIMITED 1, 33 CANADA SQUARE -CANARY WHARF	+44 02079864000		a	a					
CREDIT SUISSE SECURITIES (EUROPE) LIMITED 1, ONE CABOT SQUARE LONDON	+44 2078888888		a	a					
CREDIT SUISSE SECURITIES SOCIEDAD DE VALORES SA , CALLE AYALA 42, 3A PLANTA-B MADRID	+34917916000		a	a					
CYCLOS SECURITIES S.A. 39, ΠΑΝΕΠΙΣΤΗΜΙΟΥ 39 ΑΘΗΝΑ	2103364300		a			a			a
DEUTSCHE BANK S.A. 1, GREAT WINCHESTER STREET LONDON	+44 20 754 54209	00441133361437		a					
DYNAMIC SECURITIES S.A. , ΤΡΑΛΛΕΩΝ 2 & Λ. ΖΥΓΓΡΟΥ 223 ΝΕΑ ΣΜΥΡΝΗ	2103677700		a			a			a
EUROBANK EQUITIES INVESTMENT FIRM S.A. , ΦΙΛΕΛΛΗΝΩΝ 10 & ΞΕΝΟΦΩΝΤΟΣ 13 ΑΘΗΝΑ	2103720000		a		a	a	a		a
EUROBANK ERGASIAS S.A. 8, ΟΘΩΝΟΣ STR. ΑΘΗΝΑ	(210)-3337969 (210)-3337000	(210)-3245916 (210)-3233866						a	
8, ΟΘΩΝΟΣ ΑΘΗΝΑ	+30 2103337000	210-3245916							
EUROCORP INVESTMENT SERVICES S.A. 14, ΠΛ. ΦΙΛΙΚΗΣ ΕΤΑΙΡΕΙΑΣ 14 ΑΘΗΝΑ	2107263600		a			a			a
EUROTRUST INVESTMENT FIRM SA 113, ΣΕΒΑΣΤΟΥΠΟΛΕΩΣ 113 ΑΘΗΝΑ	2103363100		a						
EUROXX SECURITIES S.A. 7, ΠΑΛΑΙΟΛΟΓΟΥ CHALANDRI	(210)-6879400	(210)-6879401	a		a	a	a		a
7, ΠΑΛΕΟΛΟΓΟΥ CHALANDRI	+30 2106879400	210-6879401							
G. A. PERVANAS SECURITIES- INVESTMENT SERVICES S.A. 7-9, ΣΟΦΟΚΛΕΟΥΣ 7-9 ΑΘΗΝΑ	2103727200		a						
GLOBAL CAPITAL SECURITIES & FINANCIAL SERVICES LTD 50, Λ. ΑΡΧΙΕΠΙΣΚΟΠΟΥ ΜΑΚΑΡΙΟΥ Γ50	0035722710710		a	a					
HELLENIC AMERICAN SECURITIES S.A. 27, ΑΝΔΡΕΑ ΠΑΠΑΝΔΡΕΟΥ 27 ΜΑΡΟΥΣΙ	2103311100		a		a	a			a
HELLENIC BANK (INVESTMENTS) LTD , AVE. KYRIAKOU MATSI 31 - PO BOX 24747 NICOSIA	+357 22500100	357 22500110		a					
HSBC FRANCE 109-111, Λ. ΜΕΣΟΓΕΙΩΝ 109-111	2106960000							a	

Athex & ATHEXClear Members List

Member Name				Stock Market			Derivatives Market		ATHEXClear Member	
	Address	Phone	Fax	Market Member	Remote Member	Market Maker	Proprietary	Market Maker	General Clearing	Direct Clearing
INDEX SECURITIES S.A.				a						
6, ΔΡΑΓΑΤΣΑΝΙΟΥ 6 ΑΘΗΝΑ	2103213920									
J. CHR. MAVRIKIS SECURITIES S.A.				a						
5, ΣΟΦΟΚΛΕΟΥΣ 5 ΑΘΗΝΑ	2103216730									
KAPPA SECURITIES S.A.				a			a			
15, ΒΑΛΛΑΡΠΙΤΟΥ 15 ΑΘΗΝΑ	2103678600									
KARAMANOF SECURITIES & INVESTMENT SERVICES S.A.				a			a			
2, ΠΛ.ΑΓ.ΘΕΟΔΩΡΩΝ 2 ΑΘΗΝΑ	2103212947									
LAIKI FINANCIAL SERVICES LTD					a					
26, AVE. VYRONOS NICOSIA	357 22367367	357 22718567								
LEON DEPOLAS SECURITIES S.A.				a		a	a			
1, ΧΡΗΣΤΟΥ ΛΑΔΑ 1 ΑΘΗΝΑ	2103213276 -28									
MEGA EQUITY SECURITIES & FINANCIAL SERVICES PUBLIC LTD				a	a		a			
42-44, ΛΕΩΦ.ΓΡΙΒΑ ΔΙΓΓΕΝΗ 42-44	0035722711711									
MERIT SECURITIES S.A				a		a	a			a
5, ΣΟΦΟΚΛΕΟΥΣ 5 ΑΘΗΝΑ	2103671880									
MERRILL LYNCH INTERNATIONAL				a	a					
2, 2 KING EDWARD STREET LONDON	+44 20276281000									
N. CHRYSOCHOIDIS SECURITIES S.A.				a			a			a
7-9, ΣΟΦΟΚΛΕΟΥΣ 7-9 ΑΘΗΝΑ	2103213913									
NATIONAL BANK OF GREECE S.A.				a		a	a		a	
86, ΑΙΟΛΟΥ STR. ΑΘΗΝΑ	(210)-3341000	(210)-3228187								
68, ΑΚΑΔΙΜΙΑΣ STR. ΑΘΗΝΑ	(210)-3328817	(210)-3328678								
NATIONAL SECURITIES S.A.				a		a	a	a		
66, ΛΕΩΦ. ΚΗΦΙΣΙΑΣ 66 (ΚΤΗΡΙΟ Α) ΜΑΡΟΥΣΙ	2107720000									
NUNTIUS BROKERAGE AND INVESTMENT SERVICES S.A				a						
6, ΔΡΑΓΑΤΣΑΝΙΟΥ 6 ΑΘΗΝΑ	2103350599									
ONE PLUS CAPITAL LIMITED				a	a					
, 75 PRODROMOU AVENUE NICOSIA 1307	35722873760									
OPTIMA BANK S.A.				a		a	a	a	a	
32, ΑΙΓΙΑΛΕΙΑΣ 32 & ΠΑΡΑΔΕΙΣΟΥ ΜΑΡΟΥΣΙ	2108173111									
PANTELAKIS SECURITIES S.A.				a		a	a	a		
57, ΕΘΝΙΚΗΣ ΑΝΤΙΣΤΑΣΕΩΣ 57, ΚΤΙΡΙΟ Β CHALANDRI	2106965000									
PEGASUS SECURITIES S.A				a			a			
17, ΒΑΛΛΑΡΠΙΤΟΥ 17 & ΑΜΕΡΙΚΗΣ ΑΘΗΝΑ	2103670700									
PIRAEUS BANK S.A.				a			a		a	
4, ΑΜΕΡΙΚΗΣ ΑΘΗΝΑ	+30 2103335000	210-3335079								
4, ΑΜΕΡΙΚΗΣ STR ΑΘΗΝΑ	(210)-3335918	(210)-3254207								
4, ΑΜΕΡΙΚΗΣ STR. ΑΘΗΝΑ	(210)-3335000	(210)-3335079								
PIRAEUS SECURITIES S. A.				a		a	a	a		a
10, ΣΤΑΔΙΟΥ 10 ΑΘΗΝΑ	2103354100									
PROCHOICE SECURITIES LTD				a	a					
57, ΛΕΩΦ.ΣΠΥΡΟΥ ΚΥΠΡΙΑΝΟΥ 57, ΑΚΙΝΗΤΑ Φ	035724661192									
SHARELINK SECURITIES & FINANCIAL SERVICES LTD				a	a		a			
6, HOUSE-ΘΕΟΤΟΚΗ 6 ΜΕΓΑΡΟ ΕΛΛΗΝΑ	+357 22554200									
SOCIETE GENERALE S.A.				a	a		a			
, 17 COURS VALMY, CEDEX	+157290504									
SOLIDUS SECURITIES S.A				a			a			a
64, ΛΟΥΙΖΗΣ ΡΙΑΝΚΟΥΡ 64 ΑΘΗΝΑ	2106900600									
ST. EM. LAVRENTAKIS SECURITIES S.A.				a			a			
7-9, ΣΟΦΟΚΛΕΟΥΣ 7-9 ΑΘΗΝΑ	2103213336									
THE CYPRUS INVESTMENT & SECURITIES CORPORATION LTD				a	a					
154, ΛΕΩΦ. ΛΕΜΕΣΟΥ 154	0035722121700									
UBS EUROPE SE				a	a					
, OPERNTURM, BOCKENHEIMER LANDSTRASSE 2-4	496921790									
UBS LIMITED					a					
1, FINSBURY AVENUE LONDON	+44 2075687135									

List of Stocks under Market Making operations

Securities	Stock Category
Market Maker	Start Market Making
<b>ALPHA ETF FTSE Athex Large Cap</b>	<b>Exchange Traded Funds (ETFs)</b>
ALPHA FINANCE INVESTMENT SERVICES S.A.	02/01/1900
NATIONAL SECURITIES S.A.	02/01/1900
<b>ADMIE (IPTO) HOLDING S.A. (CR)</b>	<b>Main Market</b>
PIRAEUS SECURITIES S. A.	29/06/2017
<b>ALPHA BANK (CR)</b>	<b>Main Market</b>
ALPHA FINANCE INVESTMENT SERVICES S.A.	29/02/2016
EUROBANK EQUITIES INVESTMENT FIRM S.A	22/10/2006
HELLENIC AMERICAN SECURITIES S.A.	25/07/2014
LEON DEPOLAS SECURITIES S.A.	04/01/2016
MERIT SECURITIES S.A	03/09/2012
NATIONAL SECURITIES S.A.	02/01/1900
PIRAEUS SECURITIES S. A.	28/05/2009
<b>AS COMPANY SA (CR)</b>	<b>Main Market</b>
EUROBANK EQUITIES INVESTMENT FIRM S.A	01/04/2019
<b>ATTICA BANK S.A. (CR)</b>	<b>Main Market</b>
EUROBANK EQUITIES INVESTMENT FIRM S.A	11/11/2019
EUROXX SECURITIES S.A.	22/01/2016
PIRAEUS SECURITIES S. A.	20/09/2017
<b>ATTICA HOLDINGS (CR)</b>	<b>Main Market</b>
HELLENIC AMERICAN SECURITIES S.A.	28/12/2017
<b>AUTOHELLAS SA (CR)</b>	<b>Main Market</b>
ALPHA FINANCE INVESTMENT SERVICES S.A.	01/07/2019
EUROXX SECURITIES S.A.	02/07/2018
<b>AVAX S.A. (CR)</b>	<b>Main Market</b>
EUROBANK EQUITIES INVESTMENT FIRM S.A	14/12/2015
<b>BRIQ PROPERTIES (CR)</b>	<b>Main Market</b>
EUROBANK EQUITIES INVESTMENT FIRM S.A	09/09/2019
<b>BYTE COMPUTER SA (CR)</b>	<b>Main Market</b>
MERIT SECURITIES S.A	04/08/2008
<b>CC HBC AG (CR)</b>	<b>Main Market</b>
NATIONAL SECURITIES S.A.	02/01/1900
PIRAEUS SECURITIES S. A.	04/05/2015
<b>CENERGY HOLDINGS (CB)</b>	<b>Main Market</b>
ALPHA FINANCE INVESTMENT SERVICES S.A.	02/01/2016
EUROBANK EQUITIES INVESTMENT FIRM S.A	02/01/2016
<b>CNL CAPITAL (CR)</b>	<b>Main Market</b>
MERIT SECURITIES S.A	01/10/2018
<b>EKTER SA (CR)</b>	<b>Main Market</b>
EUROBANK EQUITIES INVESTMENT FIRM S.A	16/10/2017
LEON DEPOLAS SECURITIES S.A.	21/05/2018
<b>ELASTRON (CR)</b>	<b>Main Market</b>
LEON DEPOLAS SECURITIES S.A.	20/02/2017
<b>ELLAKTOR (CR)</b>	<b>Main Market</b>
ALPHA FINANCE INVESTMENT SERVICES S.A.	18/03/2019
EUROXX SECURITIES S.A.	24/09/2018
HELLENIC AMERICAN SECURITIES S.A.	14/01/2019
NATIONAL SECURITIES S.A.	02/01/1900
PIRAEUS SECURITIES S. A.	22/10/2018
<b>ELTON SA (CR)</b>	<b>Main Market</b>
BETA SECURITIES S.A.	03/09/2012
LEON DEPOLAS SECURITIES S.A.	01/04/2019
<b>ELVALHALCOR (CR)</b>	<b>Main Market</b>
ALPHA FINANCE INVESTMENT SERVICES S.A.	07/05/2018
EUROBANK EQUITIES INVESTMENT FIRM S.A	07/05/2018
<b>EUROBANK ERGASIAS (CR)</b>	<b>Main Market</b>
ALPHA FINANCE INVESTMENT SERVICES S.A.	09/01/2006
EUROBANK EQUITIES INVESTMENT FIRM S.A	01/06/2012
HELLENIC AMERICAN SECURITIES S.A.	25/07/2014
LEON DEPOLAS SECURITIES S.A.	30/11/2018
MERIT SECURITIES S.A	06/11/2017
NATIONAL SECURITIES S.A.	02/01/1900
PIRAEUS SECURITIES S. A.	28/09/2009
<b>EUROPEAN RELIANCE INSUR. (CR)</b>	<b>Main Market</b>
EUROBANK EQUITIES INVESTMENT FIRM S.A	08/07/2019
PANTELAKIS SECURITIES S.A.	15/07/2019
<b>EYDAP S.A. (CR)</b>	<b>Main Market</b>
ALPHA FINANCE INVESTMENT SERVICES S.A.	27/01/2020
EUROBANK EQUITIES INVESTMENT FIRM S.A	10/06/2019

List of Stocks under Market Making operations

Securities	Market Maker	Start Market Making	Stock Category
<b>FOURLIS (CR)</b>			Main Market
	EUROBANK EQUITIES INVESTMENT FIRM S.A	01/12/2016	
	PIRAEUS SECURITIES S. A.	06/03/2017	
<b>GEK TERNA (CR)</b>			Main Market
	HELLENIC AMERICAN SECURITIES S.A.	07/09/2015	
	PIRAEUS SECURITIES S. A.	29/08/2019	
<b>GR. SARANTIS S.A. (CR)</b>			Main Market
	BETA SECURITIES S.A.	14/05/2012	
	EUROBANK EQUITIES INVESTMENT FIRM S.A	24/10/2016	
<b>HELLENIC EXCHANGES-A.S.E. (CR)</b>			Main Market
	NATIONAL SECURITIES S.A.	02/01/1900	
	PIRAEUS SECURITIES S. A.	04/05/2015	
<b>HELLENIC PETROLEUM (CR)</b>			Main Market
	HELLENIC AMERICAN SECURITIES S.A.	14/09/2015	
	PIRAEUS SECURITIES S. A.	20/03/2017	
<b>IKTINOS HELLAS SA (CR)</b>			Main Market
	ALPHA FINANCE INVESTMENT SERVICES S.A.	01/04/2019	
	EUROBANK EQUITIES INVESTMENT FIRM S.A	25/02/2019	
	NATIONAL SECURITIES S.A.	02/01/1900	
<b>INTERCONTINENTAL (CR)</b>			Main Market
	LEON DEPOLAS SECURITIES S.A.	03/06/2019	
<b>INTRACOM HOLDINGS (CR)</b>			Main Market
	LEON DEPOLAS SECURITIES S.A.	08/10/2018	
<b>INTRALOT (CR)</b>			Main Market
	EUROBANK EQUITIES INVESTMENT FIRM S.A	01/06/2012	
	EUROXX SECURITIES S.A.	12/06/2017	
	HELLENIC AMERICAN SECURITIES S.A.	30/05/2018	
	PIRAEUS SECURITIES S. A.	28/09/2009	
<b>JUMBO SA (CR)</b>			Main Market
	MERIT SECURITIES S.A	06/11/2017	
	PIRAEUS SECURITIES S. A.	06/03/2017	
<b>KARAMOLEGOS SA (CR)</b>			Main Market
	EUROXX SECURITIES S.A.	04/10/2019	
<b>KLOUKINAS - LAPPAS SA (CR)</b>			Main Market
	BETA SECURITIES S.A.	22/09/2014	
<b>KRI-KRI S.A. (CR)</b>			Main Market
	EUROBANK EQUITIES INVESTMENT FIRM S.A	07/05/2018	
	LEON DEPOLAS SECURITIES S.A.	16/01/2017	
<b>LAMDA DEVELOPMENT SA (CR)</b>			Main Market
	EUROBANK EQUITIES INVESTMENT FIRM S.A	08/12/2014	
	PANTELAKIS SECURITIES S.A.	06/11/2017	
	PIRAEUS SECURITIES S. A.	29/06/2017	
<b>LAMPASA HOTEL SA (CR)</b>			Main Market
	LEON DEPOLAS SECURITIES S.A.	16/01/2017	
<b>MARFIN INVESTMENT GROUP (CR)</b>			Main Market
	PIRAEUS SECURITIES S. A.	02/02/2009	
<b>MLS MULTIMEDIA SA (CR)</b>			Main Market
	PIRAEUS SECURITIES S. A.	01/08/2019	
<b>MOTOR OIL (CR)</b>			Main Market
	HELLENIC AMERICAN SECURITIES S.A.	01/09/2014	
	LEON DEPOLAS SECURITIES S.A.	01/04/2019	
	MERIT SECURITIES S.A	25/02/2019	
	NATIONAL SECURITIES S.A.	02/01/1900	
	PIRAEUS SECURITIES S. A.	04/05/2015	
<b>MYTILINEOS (CR)</b>			Main Market
	ALPHA FINANCE INVESTMENT SERVICES S.A.	15/04/2019	
	EUROBANK EQUITIES INVESTMENT FIRM S.A	20/09/2017	
	MERIT SECURITIES S.A	25/02/2019	
	NATIONAL SECURITIES S.A.	02/01/1900	
	PIRAEUS SECURITIES S. A.	04/05/2015	
<b>NATIONAL BANK (CR)</b>			Main Market
	ALPHA FINANCE INVESTMENT SERVICES S.A.	09/01/2006	
	EUROBANK EQUITIES INVESTMENT FIRM S.A	22/10/2006	
	HELLENIC AMERICAN SECURITIES S.A.	25/07/2014	
	LEON DEPOLAS SECURITIES S.A.	20/05/2015	
	MERIT SECURITIES S.A	03/09/2012	
	NATIONAL SECURITIES S.A.	02/01/1900	
	PIRAEUS SECURITIES S. A.	08/09/2008	

List of Stocks under Market Making operations

Securities	Stock Category
Market Maker	Start Market Making
<b>OPAP (CR)</b>	<b>Main Market</b>
ALPHA FINANCE INVESTMENT SERVICES S.A.	09/01/2006
EUROBANK EQUITIES INVESTMENT FIRM S.A	22/10/2006
HELLENIC AMERICAN SECURITIES S.A.	25/07/2014
MERIT SECURITIES S.A	20/03/2017
NATIONAL SECURITIES S.A.	02/01/1900
PIRAEUS SECURITIES S. A.	04/05/2015
<b>OTE (CR)</b>	<b>Main Market</b>
ALPHA FINANCE INVESTMENT SERVICES S.A.	09/01/2006
EUROBANK EQUITIES INVESTMENT FIRM S.A	22/10/2006
HELLENIC AMERICAN SECURITIES S.A.	25/07/2014
LEON DEPOLAS SECURITIES S.A.	20/04/2015
MERIT SECURITIES S.A	20/03/2017
NATIONAL SECURITIES S.A.	02/01/1900
PIRAEUS SECURITIES S. A.	08/09/2008
<b>P.P.A. S.A. (CR)</b>	<b>Main Market</b>
EUROBANK EQUITIES INVESTMENT FIRM S.A	06/02/2019
<b>PAPOUTSANIS (CR)</b>	<b>Main Market</b>
ALPHA FINANCE INVESTMENT SERVICES S.A.	19/11/2018
BETA SECURITIES S.A.	25/11/2013
<b>PETROPOULOS PETROS (CR)</b>	<b>Main Market</b>
EUROBANK EQUITIES INVESTMENT FIRM S.A	01/04/2019
<b>PIRAEUS BANK (CR)</b>	<b>Main Market</b>
ALPHA FINANCE INVESTMENT SERVICES S.A.	15/04/2019
EUROBANK EQUITIES INVESTMENT FIRM S.A	22/10/2006
EUROXX SECURITIES S.A.	15/02/2016
HELLENIC AMERICAN SECURITIES S.A.	25/07/2014
LEON DEPOLAS SECURITIES S.A.	30/11/2018
MERIT SECURITIES S.A	16/09/2013
NATIONAL SECURITIES S.A.	02/01/1900
PIRAEUS SECURITIES S. A.	16/02/2009
<b>PLAISIO COMPUTERS SA (CR)</b>	<b>Main Market</b>
EUROBANK EQUITIES INVESTMENT FIRM S.A	02/03/2015
<b>PPC (CR)</b>	<b>Main Market</b>
ALPHA FINANCE INVESTMENT SERVICES S.A.	09/01/2006
EUROBANK EQUITIES INVESTMENT FIRM S.A	22/10/2006
HELLENIC AMERICAN SECURITIES S.A.	01/09/2014
MERIT SECURITIES S.A	06/11/2017
NATIONAL SECURITIES S.A.	02/01/1900
PIRAEUS SECURITIES S. A.	28/09/2009
<b>PROFILE SA (CR)</b>	<b>Main Market</b>
PANTELAKIS SECURITIES S.A.	01/07/2019
<b>QUEST HOLDINGS (CR)</b>	<b>Main Market</b>
BETA SECURITIES S.A.	26/03/2018
EUROBANK EQUITIES INVESTMENT FIRM S.A	28/01/2019
<b>SPIROY AGRICULTURE SA (CR)</b>	<b>Main Market</b>
EUROBANK EQUITIES INVESTMENT FIRM S.A	02/09/2019
<b>TERNA ENERGY (CR)</b>	<b>Main Market</b>
PIRAEUS SECURITIES S. A.	09/12/2019
<b>THRACE PLASTICS SA (CR)</b>	<b>Main Market</b>
ALPHA FINANCE INVESTMENT SERVICES S.A.	26/03/2018
EUROBANK EQUITIES INVESTMENT FIRM S.A	26/03/2018
<b>TITAN CEMENT (CB)</b>	<b>Main Market</b>
EUROBANK EQUITIES INVESTMENT FIRM S.A	06/11/2019
<b>VIOHALCO SA/NV (CB)</b>	<b>Main Market</b>
ALPHA FINANCE INVESTMENT SERVICES S.A.	11/03/2008
EUROBANK EQUITIES INVESTMENT FIRM S.A	04/03/2014
MERIT SECURITIES S.A	17/03/2014



Underlying Asset				Derivatives Market													
Price max	Price min	Closing price	change	Delivery Month	Open price	Price max	Price min	Last price	Closing price	Last Bid	Last Ask	Fixing price*	Life high	Life low	Trades	Volume	Open Interest
<b>FTSE/Athex Large Cap</b>																	
2,240.27	2,047.80	2,073.73	-7.43%	March 2020	2,200.00	2,200.00	2,048.00	2,078.50	2,078.50	---	---		2,373.75	---	641	3,063	8,308
				April 2020	2,146.00	2,150.00	2,060.00	2,080.25	2,080.25	---	---		2,324.00	---	8	115	113
				May 2020	---	---	---	---	2,250.75	---	---		---	---	---	---	---
				June 2020	---	---	---	---	2,255.00	---	---		---	---	---	---	---
				September 2020	---	---	---	---	2,266.50	---	---		---	---	---	---	---
				December 2020	---	---	---	---	2,277.75	---	---		---	---	---	---	---

(Trade Unit: 1 Index Point x 2€, Cash Settlement)

Derivatives notes

Fixing prices and final open positions can be retrieved from the following path <http://www.helex.gr/el/web/guest/statistics-end-of-day-derivatives>

Underlying Asset				Derivatives Market													
Price max	Price min	Closing price	change	Delivery Month	Open price	Price max	Price min	Last price	Closing price	Last Bid	Last Ask	Fixing price*	Life high	Life low	Trades	Volume	Open Interest
<b>ADMIE (IPTO) HOLDING S.A. (CR)</b>				(Contract Size: 100 Securities, Physical Delivery)													
2.59	2.34	2.43	-8.82%	March 2020	2.57	2.58	2.32	2.40	2.40	---	---	---	2.80	---	307	4,057	7,784
				June 2020	---	---	---	---	2.68	---	---	---	2.75	---	---	---	1
				September 2020	---	---	---	---	2.70	---	---	---	---	---	---	---	---
				December 2020	---	---	---	---	2.71	---	---	---	---	---	---	---	---
<b>ALPHA BANK (CR)</b>				(Contract Size: 100 Securities, Physical Delivery)													
1.628	1.476	1.535	-9.65%	March 2020	1.67	1.67	1.48	1.53	1.53	---	---	---	1.94	---	983	23,468	43,416
				June 2020	1.58	1.58	1.51	1.51	1.51	---	---	---	1.58	---	2	2	---
				September 2020	---	---	---	---	1.72	---	---	---	---	---	---	---	---
				December 2020	---	---	---	---	1.73	---	---	---	---	---	---	---	---
<b>ATTICA BANK S.A. (CR)</b>				(Contract Size: 100 Securities, Physical Delivery)													
0.33	0.285	0.285	-14.93%	March 2020	0.332	0.332	0.292	0.294	0.294	---	---	---	0.485	---	29	667	7,538
				June 2020	---	---	---	---	0.337	---	---	---	---	---	---	---	---
				September 2020	---	---	---	---	0.339	---	---	---	---	---	---	---	---
				December 2020	---	---	---	---	0.341	---	---	---	---	---	---	---	---
<b>CC HBC AG (CR)</b>				(Contract Size: 100 Securities, Physical Delivery)													
32.91	32.18	32.55	-2.60%	March 2020	32.60	32.60	31.98	32.50	32.50	---	---	---	34.45	---	42	98	446
				June 2020	---	---	---	---	33.64	---	---	---	---	---	---	---	---
				September 2020	---	---	---	---	33.81	---	---	---	35.15	---	---	---	1
				December 2020	---	---	---	---	33.98	---	---	---	---	---	---	---	---
<b>CENERGY HOLDINGS (CB)</b>				(Contract Size: 100 Securities, Physical Delivery)													
1.31	1.14	1.16	-14.07%	March 2020	1.31	1.31	1.15	1.17	1.17	---	---	---	1.52	---	102	1,444	8,796
				June 2020	---	---	---	---	1.36	---	---	---	---	---	---	---	---
				September 2020	---	---	---	---	1.37	---	---	---	---	---	---	---	---
				December 2020	---	---	---	---	1.37	---	---	---	---	---	---	---	---
<b>ELLAKTOR (CR)</b>				(Contract Size: 100 Securities, Physical Delivery)													
1.556	1.364	1.43	-12.59%	March 2020	1.61	1.61	1.37	1.39	1.39	---	---	---	1.97	---	696	9,173	23,935
				June 2020	1.52	1.52	1.43	1.43	1.43	---	---	---	1.52	---	16	224	---
				September 2020	---	---	---	---	1.66	---	---	---	---	---	---	---	---
				December 2020	---	---	---	---	1.66	---	---	---	---	---	---	---	---
<b>EUROBANK ERGASIAS (CR)</b>				(Contract Size: 100 Securities, Physical Delivery)													
0.703	0.649	0.651	-12.03%	March 2020	0.710	0.710	0.649	0.650	0.650	---	---	---	0.935	---	776	23,812	78,358
				June 2020	---	---	---	---	0.745	---	---	---	0.820	---	---	---	112
				September 2020	---	---	---	---	0.749	---	---	---	---	---	---	---	---
				December 2020	---	---	---	---	0.752	---	---	---	---	---	---	---	---

Derivatives notes

Fixing prices and final open positions can be retrieved from the following path <http://www.helex.gr/el/web/guest/statistics-end-of-day-derivatives>

Underlying Asset				Derivatives Market													
Price max	Price min	Closing price	change	Delivery Month	Open price	Price max	Price min	Last price	Closing price	Last Bid	Last Ask	Fixing price*	Life high	Life low	Trades	Volume	Open Interest
<b>EYDAP S.A. (CR)</b>				(Contract Size: 100 Securities, Physical Delivery)													
7.36	6.93	7.03	-7.13%	March 2020	7.33	7.33	7.00	7.04	7.04	---	---	---	7.80	---	29	108	1,191
				June 2020	---	---	---	---	7.62	---	---	---	---	---	---	---	---
				September 2020	---	---	---	---	7.66	---	---	---	---	---	---	---	---
				December 2020	---	---	---	---	7.70	---	---	---	---	---	---	---	---
<b>FOURLIS (CR)</b>				(Contract Size: 100 Securities, Physical Delivery)													
5.54	5.01	5.2	-6.98%	March 2020	5.33	5.33	5.06	5.14	5.14	---	---	---	5.96	---	8	27	69
				June 2020	---	---	---	---	5.63	---	---	---	---	---	---	---	---
				September 2020	---	---	---	---	5.66	---	---	---	---	---	---	---	---
				December 2020	---	---	---	---	5.68	---	---	---	---	---	---	---	---
<b>GEK TERNA (CR)</b>				(Contract Size: 100 Securities, Physical Delivery)													
7.84	6.97	7.01	-13.56%	March 2020	7.54	7.77	6.91	6.97	6.97	---	---	---	8.89	---	224	732	7,335
				June 2020	---	---	---	---	8.16	---	---	---	---	---	---	---	---
				September 2020	---	---	---	---	8.20	---	---	---	---	---	---	---	---
				December 2020	---	---	---	---	8.25	---	---	---	---	---	---	---	---
<b>HELLENIC EXCHANGES-A.S.E. (CR)</b>				(Contract Size: 100 Securities, Physical Delivery)													
4.5	4.29	4.35	-5.43%	March 2020	4.48	4.52	4.32	4.35	4.35	---	---	---	5.09	---	194	662	3,694
				June 2020	---	---	---	---	4.63	---	---	---	---	---	---	---	---
				September 2020	---	---	---	---	4.65	---	---	---	---	---	---	---	---
				December 2020	---	---	---	---	4.68	---	---	---	---	---	---	---	---
<b>HELLENIC PETROLEUM (CR)</b>				(Contract Size: 100 Securities, Physical Delivery)													
7.55	7	7.07	-8.77%	March 2020	7.74	7.74	7.02	7.05	7.05	---	---	---	8.68	---	188	653	2,832
				June 2020	---	---	---	---	7.80	---	---	---	---	---	---	---	---
				September 2020	---	---	---	---	7.84	---	---	---	---	---	---	---	---
				December 2020	---	---	---	---	7.88	---	---	---	---	---	---	---	---
<b>INTRACOM HOLDINGS (CR)</b>				(Contract Size: 100 Securities, Physical Delivery)													
0.78	0.65	0.65	-18.55%	March 2020	0.766	0.766	0.637	0.650	0.650	---	---	---	1.01	---	51	567	4,893
				June 2020	---	---	---	---	0.803	---	---	---	---	---	---	---	---
				September 2020	---	---	---	---	0.807	---	---	---	---	---	---	---	---
				December 2020	---	---	---	---	0.811	---	---	---	---	---	---	---	---
<b>INTRALOT (CR)</b>				(Contract Size: 100 Securities, Physical Delivery)													
0.34	0.279	0.28	-19.77%	March 2020	0.332	0.332	0.278	0.279	0.279	---	---	---	0.415	---	123	1,190	5,969
				June 2020	---	---	---	---	0.351	---	---	---	---	---	---	---	---
				September 2020	---	---	---	---	0.353	---	---	---	---	---	---	---	---
				December 2020	---	---	---	---	0.355	---	---	---	---	---	---	---	---

Derivatives notes

Fixing prices and final open positions can be retrieved from the following path <http://www.helex.gr/el/web/guest/statistics-end-of-day-derivatives>

Underlying Asset				Derivatives Market													
Price max	Price min	Closing price	change	Delivery Month	Open price	Price max	Price min	Last price	Closing price	Last Bid	Last Ask	Fixing price*	Life high	Life low	Trades	Volume	Open Interest
<b>JUMBO SA (CR)</b>				(Contract Size: 100 Securities, Physical Delivery)													
16.6	15.04	15.6	-10.09%	March 2020	17.36	17.36	15.00	15.60	15.60	---	---	---	19.47	---	187	318	670
				June 2020	---	---	---	---	17.46	---	---	---	---	---	---	---	---
				September 2020	---	---	---	---	17.55	---	---	---	---	---	---	---	---
				December 2020	---	---	---	---	17.64	---	---	---	---	---	---	---	---
<b>LAMDA DEVELOPMENT SA (CR)</b>				(Contract Size: 106 Securities, Physical Delivery)													
7.88	7.25	7.3	-11.08%	March 2020	8.12	8.12	7.15	7.22	7.22	---	---	---	8.86	7.00	168	963	3,594
				June 2020	---	---	---	---	8.26	---	---	---	---	---	---	---	---
				September 2020	---	---	---	---	8.31	---	---	---	---	---	---	---	---
				December 2020	---	---	---	---	8.35	---	---	---	---	---	---	---	---
<b>MARFIN INVESTMENT GROUP (CR)</b>				(Contract Size: 100 Securities, Physical Delivery)													
0.112	0.0986	0.0986	-17.42%	March 2020	0.109	0.112	0.096	0.096	0.096	---	---	---	0.131	---	400	18,059	87,239
				June 2020	---	---	---	---	0.120	---	---	---	0.133	---	---	---	267
				September 2020	---	---	---	---	0.121	---	---	---	---	---	---	---	---
				December 2020	---	---	---	---	0.121	---	---	---	---	---	---	---	---
<b>MOTOR OIL (CR)</b>				(Contract Size: 100 Securities, Physical Delivery)													
18.1	17.25	17.75	-4.47%	March 2020	17.97	18.10	17.28	17.62	17.62	---	---	---	21.20	---	112	295	1,270
				June 2020	---	---	---	---	18.70	---	---	---	---	---	---	---	---
				September 2020	---	---	---	---	18.80	---	---	---	---	---	---	---	---
				December 2020	---	---	---	---	18.89	---	---	---	---	---	---	---	---
<b>MYTILINEOS (CR)</b>				(Contract Size: 100 Securities, Physical Delivery)													
8.56	7.935	7.98	-9.37%	March 2020	8.70	8.70	7.87	7.91	7.91	---	---	---	10.42	---	740	3,903	14,792
				June 2020	8.80	8.80	8.02	8.10	8.10	---	---	---	9.00	---	27	253	52
				September 2020	---	---	---	---	8.91	---	---	---	---	---	---	---	---
				December 2020	---	---	---	---	8.95	---	---	---	---	---	---	---	---
<b>NATIONAL BANK (CR)</b>				(Contract Size: 100 Securities, Physical Delivery)													
2.511	2.285	2.372	-9.47%	March 2020	2.56	2.56	2.27	2.35	2.35	---	---	---	3.10	---	1,247	20,510	38,630
				June 2020	2.43	2.43	2.43	2.43	2.43	---	---	---	2.43	---	1	1	---
				September 2020	---	---	---	---	2.65	---	---	---	---	---	---	---	---
				December 2020	---	---	---	---	2.66	---	---	---	---	---	---	---	---
<b>OPAP (CR)</b>				(Contract Size: 100 Securities, Physical Delivery)													
11.65	10.75	10.96	-8.29%	March 2020	11.73	11.73	10.77	11.13	11.13	---	---	---	12.19	---	284	1,219	2,341
				June 2020	---	---	---	---	12.03	---	---	---	---	---	---	---	---
				September 2020	---	---	---	---	12.09	---	---	---	---	---	---	---	---
				December 2020	---	---	---	---	12.15	---	---	---	---	---	---	---	---

Derivatives notes

Fixing prices and final open positions can be retrieved from the following path <http://www.helex.gr/el/web/guest/statistics-end-of-day-derivatives>

Underlying Asset				Derivatives Market													
Price max	Price min	Closing price	change	Delivery Month	Open price	Price max	Price min	Last price	Closing price	Last Bid	Last Ask	Fixing price*	Life high	Life low	Trades	Volume	Open Interest
<b>OTE (CR)</b>																	
(Contract Size: 100 Securities, Physical Delivery)																	
13.69	13.02	13.31	-4.31%	March 2020	13.65	13.65	13.05	13.31	13.31	---	---	---	14.50	---	232	897	4,452
---	---	---	---	June 2020	---	---	---	---	14.00	---	---	---	---	---	---	---	---
---	---	---	---	September 2020	---	---	---	---	14.07	---	---	---	---	---	---	---	---
---	---	---	---	December 2020	---	---	---	---	14.14	---	---	---	---	---	---	---	---
<b>P.P.A. S.A. (CR)</b>																	
(Contract Size: 100 Securities, Physical Delivery)																	
21.1	18.7	19.34	-9.63%	March 2020	20.56	20.76	18.80	19.10	19.10	---	---	---	23.08	---	20	38	591
---	---	---	---	June 2020	---	---	---	---	21.54	---	---	---	---	---	---	---	---
---	---	---	---	September 2020	---	---	---	---	21.65	---	---	---	---	---	---	---	---
---	---	---	---	December 2020	---	---	---	---	21.76	---	---	---	---	---	---	---	---
<b>PIRAEUS BANK (CR)</b>																	
(Contract Size: 100 Securities, Physical Delivery)																	
2.73	2.432	2.47	-14.83%	March 2020	2.87	2.87	2.41	2.45	2.45	---	---	---	3.43	---	813	11,430	27,121
---	---	---	---	June 2020	---	---	---	---	2.92	---	---	---	---	---	---	---	---
---	---	---	---	September 2020	---	---	---	---	2.93	---	---	---	---	---	---	---	---
---	---	---	---	December 2020	---	---	---	---	2.95	---	---	---	---	---	---	---	---
<b>PPC (CR)</b>																	
(Contract Size: 100 Securities, Physical Delivery)																	
3.92	3.52	3.52	-14.52%	March 2020	4.11	4.11	3.50	3.52	3.52	---	---	---	4.39	---	595	4,239	14,638
---	---	---	---	June 2020	---	---	---	---	4.15	---	---	---	---	---	---	---	---
---	---	---	---	September 2020	---	---	---	---	4.17	---	---	---	---	---	---	---	---
---	---	---	---	December 2020	---	---	---	---	4.19	---	---	---	---	---	---	---	---
<b>TERNA ENERGY (CR)</b>																	
(Contract Size: 100 Securities, Physical Delivery)																	
8.5	7.91	8.13	-8.14%	March 2020	8.62	8.62	7.99	8.03	8.03	---	---	---	8.91	---	142	512	3,504
---	---	---	---	June 2020	---	---	---	---	8.91	---	---	---	---	---	---	---	---
---	---	---	---	September 2020	---	---	---	---	8.95	---	---	---	---	---	---	---	---
---	---	---	---	December 2020	---	---	---	---	9.00	---	---	---	---	---	---	---	---
<b>TITAN CEMENT (CB)</b>																	
(Contract Size: 100 Securities, Physical Delivery)																	
17.26	15.62	15.66	-9.69%	March 2020	17.00	17.20	15.74	15.74	15.74	---	---	---	19.50	---	29	42	106
---	---	---	---	June 2020	16.40	16.40	16.00	16.00	16.00	---	---	---	16.40	---	3	3	---
---	---	---	---	September 2020	---	---	---	---	17.54	---	---	---	---	---	---	---	---
---	---	---	---	December 2020	---	---	---	---	17.63	---	---	---	---	---	---	---	---
<b>VIOHALCO SA/NV (CB)</b>																	
(Contract Size: 100 Securities, Physical Delivery)																	
3.4	3.03	3.04	-12.64%	March 2020	3.40	3.40	3.02	3.03	3.03	---	---	---	4.00	---	176	784	7,224
---	---	---	---	June 2020	---	---	---	---	3.50	---	---	---	---	---	---	---	---
---	---	---	---	September 2020	---	---	---	---	3.52	---	---	---	---	---	---	---	---
---	---	---	---	December 2020	---	---	---	---	3.54	---	---	---	---	---	---	---	---

Derivatives notes

Fixing prices and final open positions can be retrieved from the following path <http://www.helex.gr/el/web/guest/statistics-end-of-day-derivatives>

## FTSE/Athex Large Cap

(Trade Unit: 1 Index Point x 2€ - Exercise Style: European, Cash Settlement)

Call Options																Put Options																
Exercise Price	March 2020							April 2020							Other Months		March 2020						April 2020						Other Months		Exercise Price	
	Open price	Price max	Price min	Last price	Closing price	Volume	Open Interest	Open price	Price max	Price min	Last price	Closing price	Volume	Open Interest	Volume	Open Interest	Open price	Price max	Price min	Last price	Closing price	Volume	Open Interest	Open price	Price max	Price min	Last price	Closing price	Volume	Open Interest		Volume
1,725	0.00	0.00	0.00	-	520.00	-	-	-	-	-	-	-	-	-	-	0.00	0.00	0.00	-	0.01	-	-	-	-	-	-	-	-	-	-	-	1,725
1,750	0.00	0.00	0.00	-	495.00	-	-	-	-	-	-	-	-	-	-	0.00	0.00	0.00	-	0.01	-	-	-	-	-	-	-	-	-	-	-	1,750
1,775	0.00	0.00	0.00	-	470.00	-	-	-	-	-	-	-	-	-	-	0.00	0.00	0.00	-	0.01	-	-	-	-	-	-	-	-	-	-	-	1,775
1,800	0.00	0.00	0.00	-	445.00	-	-	-	-	-	-	-	-	-	-	0.00	0.00	0.00	-	0.01	-	-	-	-	-	-	-	-	-	-	-	1,800
1,825	0.00	0.00	0.00	-	420.00	-	-	-	-	-	-	-	-	-	-	0.00	0.00	0.00	-	0.01	-	-	-	-	-	-	-	-	-	-	-	1,825
1,850	0.00	0.00	0.00	-	395.00	-	-	-	-	-	-	-	-	-	-	0.00	0.00	0.00	-	0.01	-	-	-	-	-	-	-	-	-	-	-	1,850
1,875	0.00	0.00	0.00	-	370.00	-	-	-	-	-	-	-	-	-	-	0.00	0.00	0.00	-	0.02	-	-	-	-	-	-	-	-	-	-	-	1,875
1,900	0.00	0.00	0.00	-	345.00	-	-	-	-	-	-	-	-	-	-	0.00	0.00	0.00	-	0.01	-	-	-	-	-	-	-	-	-	-	-	1,900
1,925	0.00	0.00	0.00	-	320.00	-	-	-	-	-	-	-	-	-	-	0.00	0.00	0.00	-	0.02	-	-	-	-	-	-	-	-	-	-	-	1,925
1,950	0.00	0.00	0.00	-	295.00	-	-	-	-	-	-	-	-	-	-	0.00	0.00	0.00	-	0.01	-	-	-	-	-	-	-	-	-	-	-	1,950
1,975	0.00	0.00	0.00	-	270.00	-	-	-	-	-	-	-	-	-	-	0.00	0.00	0.00	-	0.04	-	-	-	-	-	-	-	-	-	-	-	1,975
2,000	0.00	0.00	0.00	-	245.00	-	-	0.00	0.00	0.00	-	249.00	-	-	0.00	0.00	0.00	-	0.11	-	-	0.00	0.00	0.00	-	1.10	-	-	-	-	2,000	
2,050	66.00	66.00	60.00	60.00	60.00	5	-	101.00	101.00	101.00	101.00	101.00	20	-	28.75	66.00	26.00	29.50	29.50	19	-	0.00	0.00	0.00	-	3.10	-	-	-	-	2,050	
2,100	48.00	48.00	31.50	31.50	31.50	65	-	0.00	0.00	0.00	-	156.00	-	-	52.00	48.00	45.00	46.00	46.00	30	40	78.00	78.00	78.00	78.00	78.00	1	-	-	-	2,100	
2,150	33.00	33.25	19.00	29.25	29.25	175	-	0.00	0.00	0.00	-	115.00	-	-	100.00	33.25	100.00	100.00	100.00	20	-	0.00	0.00	0.00	-	16.75	-	-	-	-	2,150	
2,200	17.25	23.00	12.00	12.00	12.00	156	5	0.00	0.00	0.00	-	79.50	-	-	85.00	23.00	85.00	145.00	145.00	79	120	0.00	0.00	0.00	-	31.50	-	-	-	-	2,200	
2,250	8.00	8.00	8.00	8.00	8.00	5	105	0.00	0.00	0.00	-	51.50	-	-	114.00	8.00	114.00	185.00	185.00	8	30	0.00	0.00	0.00	-	53.50	-	-	-	-	2,250	
2,300	15.00	15.00	4.50	4.50	4.50	5	34	0.00	0.00	0.00	-	31.25	-	-	0.00	15.00	0.00	-	72.50	-	122	0.00	0.00	0.00	-	83.00	-	-	-	-	2,300	
2,350	0.00	0.00	0.00	-	7.70	-	228	0.00	0.00	0.00	-	17.50	-	-	0.00	0.00	0.00	-	112.00	-	20	0.00	0.00	0.00	-	119.00	-	-	-	-	2,350	
2,400	0.00	0.00	0.00	-	2.80	-	42	0.00	0.00	0.00	-	9.20	-	-	0.00	0.00	0.00	-	157.00	-	22	0.00	0.00	0.00	-	160.00	-	-	-	-	2,400	
2,450	0.00	0.00	0.00	-	0.87	-	20	0.00	0.00	0.00	-	4.40	-	-	0.00	0.00	0.00	-	205.00	-	-	0.00	0.00	0.00	-	206.00	-	-	-	-	2,450	
2,500	0.00	0.00	0.00	-	0.23	-	-	0.00	0.00	0.00	-	2.00	-	-	0.00	0.00	0.00	-	254.00	-	-	0.00	0.00	0.00	-	253.00	-	-	-	-	2,500	
2,550	0.00	0.00	0.00	-	0.05	-	-	0.00	0.00	0.00	-	0.81	-	-	0.00	0.00	0.00	-	304.00	-	-	0.00	0.00	0.00	-	302.00	-	-	-	-	2,550	
2,600	0.00	0.00	0.00	-	0.01	-	-	0.00	0.00	0.00	-	0.31	-	-	0.00	0.00	0.00	-	354.00	-	-	0.00	0.00	0.00	-	351.00	-	-	-	-	2,600	
Totals:						411	434					20	0	0	0					156	354					1	0	0	0			
Number of Trades:						42						1	0							33						1	0					

ALPHA BANK (CR)

(Contract Size: 100 Securities, Exercise Style: American, Physical Delivery)

Call Options																Put Options																
Exercise Price	March 2020						April 2020						Other Months		March 2020						April 2020						Other Months		Exercise Price			
	Open price	Price max	Price min	Last price	Closing price	Volume	Open Interest	Open price	Price max	Price min	Last price	Closing price	Volume	Open Interest	Volume	Open Interest	Open price	Price max	Price min	Last price	Closing price	Volume	Open Interest	Open price	Price max	Price min	Last price	Closing price		Volume	Open Interest	Volume
0.850	0.000	0.000	0.000	0.851	-	-										0.000	0.000	0.000	0.001	-	-											0.009
0.900	0.000	0.000	0.000	0.801	-	-										0.000	0.000	0.000	0.001	-	-											0.009
0.950	0.000	0.000	0.000	0.751	-	-										0.000	0.000	0.000	0.002	-	-											0.010
1.000	0.000	0.000	0.000	0.702	-	-										0.000	0.000	0.000	0.001	-	-											0.010
1.100	0.000	0.000	0.000	0.602	-	-										0.000	0.000	0.000	0.001	-	-											0.011
1.200	0.000	0.000	0.000	0.502	-	-	0.000	0.000	0.000	0.504	-	-				0.000	0.000	0.000	0.001	-	-	0.000	0.000	0.000	0.001	-	-					0.012
1.300	0.000	0.000	0.000	0.402	-	-	0.000	0.000	0.000	0.406	-	-				0.000	0.000	0.000	0.002	-	-	0.000	0.000	0.000	0.002	-	-					0.013
1.400	0.000	0.000	0.000	0.303	-	-	0.000	0.000	0.000	0.311	-	-				0.000	0.000	0.000	0.001	-	-	0.000	0.000	0.000	0.006	-	-					0.014
1.500	0.000	0.000	0.000	0.209	-	-	0.000	0.000	0.000	0.224	-	-				0.000	0.000	0.000	0.007	-	-	0.000	0.000	0.000	0.020	-	-					0.015
1.600	0.000	0.000	0.000	0.127	-	-	0.000	0.000	0.000	0.151	-	-				0.000	0.000	0.000	0.025	-	-	0.000	0.000	0.000	0.046	-	-					0.016
1.700	0.000	0.000	0.000	0.066	-	-	0.000	0.000	0.000	0.093	-	-				0.000	0.000	0.000	0.064	-	-	0.000	0.000	0.000	0.089	-	-					0.017
1.800	0.000	0.000	0.000	0.029	-	40	0.000	0.000	0.000	0.055	-	10				0.000	0.000	0.000	0.127	-	-	0.000	0.000	0.000	0.150	-	-					0.018
1.900	0.000	0.000	0.000	0.011	-	-	0.000	0.000	0.000	0.029	-	-				0.000	0.000	0.000	0.209	-	-	0.000	0.000	0.000	0.224	-	-					0.019
2.000	0.000	0.000	0.000	0.003	-	-	0.000	0.000	0.000	0.014	-	-				0.000	0.000	0.000	0.302	-	-	0.000	0.000	0.000	0.310	-	-					0.020
2.200	0.000	0.000	0.000	0.001	-	-	0.000	0.000	0.000	0.003	-	-				0.000	0.000	0.000	0.500	-	-	0.000	0.000	0.000	0.500	-	-					0.022
2.400	0.000	0.000	0.000	0.002	-	-	0.000	0.000	0.000	0.001	-	-				0.000	0.000	0.000	0.700	-	-	0.000	0.000	0.000	0.700	-	-					0.024
2.600	0.000	0.000	0.000	0.001	-	-	0.000	0.000	0.000	0.001	-	-				0.000	0.000	0.000	0.900	-	-	0.000	0.000	0.000	0.900	-	-					0.026
2.800	0.000	0.000	0.000	0.001	-	-	0.000	0.000	0.000	0.001	-	-				0.000	0.000	0.000	1.10	-	-	0.000	0.000	0.000	1.10	-	-					0.028
Totals:						0	40							0	10	0	0							0	0	0	0					
Number of Trades:						0							0							0.00							0	0				

NATIONAL BANK (CR)

(Contract Size: 100 Securities, Exercise Style: American, Physical Delivery)

Call Options																	Put Options																
Exercise Price	March 2020						April 2020						Other Months		March 2020						April 2020						Other Months		Exercise Price				
	Open price	Price max	Price min	Last price	Closing price	Volume	Open Interest	Open price	Price max	Price min	Last price	Closing price	Volume	Open Interest	Volume	Open Interest	Open price	Price max	Price min	Last price	Closing price	Volume	Open Interest	Open price	Price max	Price min	Last price	Closing price		Volume	Open Interest	Volume	Open Interest
1.000	0.000	0.000	0.000		1.62	-	-										0.000	0.000	0.000		0.001	-	-										0.010
1.100	0.000	0.000	0.000		1.52	-	-										0.000	0.000	0.000		0.001	-	-										0.011
1.200	0.000	0.000	0.000		1.42	-	-										0.000	0.000	0.000		0.001	-	-										0.012
1.300	0.000	0.000	0.000		1.32	-	-										0.000	0.000	0.000		0.001	-	-										0.013
1.400	0.000	0.000	0.000		1.22	-	-										0.000	0.000	0.000		0.001	-	-										0.014
1.500	0.000	0.000	0.000		1.12	-	-										0.000	0.000	0.000		0.001	-	-										0.015
1.600	0.000	0.000	0.000		1.02	-	-										0.000	0.000	0.000		0.001	-	-										0.016
1.700	0.000	0.000	0.000		0.923	-	-										0.000	0.000	0.000		0.001	-	-										0.017
1.800	0.000	0.000	0.000		0.823	-	-	0.000	0.000	0.000		0.826	-	-			0.000	0.000	0.000		0.001	-	-	0.000	0.000	0.000		0.001	-	-			0.018
1.900	0.000	0.000	0.000		0.723	-	-	0.000	0.000	0.000		0.727	-	-			0.000	0.000	0.000		0.001	-	-	0.000	0.000	0.000		0.001	-	-			0.019
2.000	0.000	0.000	0.000		0.623	-	-	0.000	0.000	0.000		0.628	-	-			0.000	0.000	0.000		0.001	-	-	0.000	0.000	0.000		0.002	-	-			0.020
2.200	0.000	0.000	0.000		0.427	-	-	0.000	0.000	0.000		0.441	-	-			0.000	0.000	0.000		0.003	-	-	0.000	0.000	0.000		0.015	-	-			0.022
2.400	0.000	0.000	0.000		0.247	-	-	0.000	0.000	0.000		0.279	-	-			0.125	0.125	0.125	0.125	0.125	3	-	0.000	0.000	0.000		0.052	-	-			0.024
2.600	0.000	0.000	0.000		0.114	-	-	0.000	0.000	0.000		0.156	-	50			0.000	0.000	0.000		0.090	-	-	0.000	0.000	0.000		0.128	-	-			0.026
2.800	0.000	0.000	0.000		0.040	-	-	0.000	0.000	0.000		0.077	-	10			0.000	0.000	0.000		0.216	-	5	0.000	0.000	0.000		0.249	-	-			0.028
3.000	0.000	0.000	0.000		0.010	-	16	0.000	0.000	0.000		0.034	-	-			0.000	0.000	0.000		0.387	-	-	0.000	0.000	0.000		0.407	-	-			0.030
3.200	0.000	0.000	0.000		0.002	-	-	0.000	0.000	0.000		0.013	-	-			0.000	0.000	0.000		0.580	-	-	0.000	0.000	0.000		0.587	-	-			0.032
3.400	0.000	0.000	0.000		0.001	-	-	0.000	0.000	0.000		0.004	-	-			0.000	0.000	0.000		0.780	-	-	0.000	0.000	0.000		0.781	-	-			0.034
3.600	0.000	0.000	0.000		0.002	-	-	0.000	0.000	0.000		0.001	-	-			0.000	0.000	0.000		0.980	-	-	0.000	0.000	0.000		0.980	-	-			0.036
3.800	0.000	0.000	0.000		0.001	-	-	0.000	0.000	0.000		0.001	-	-			0.000	0.000	0.000		1.18	-	-	0.000	0.000	0.000		1.18	-	-			0.038
4.000	0.000	0.000	0.000		0.001	-	-	0.000	0.000	0.000		0.001	-	-			0.000	0.000	0.000		1.38	-	-	0.000	0.000	0.000		1.38	-	-			0.040
4.400	0.000	0.000	0.000		0.001	-	-										0.000	0.000	0.000		1.78	-	-										0.044
Totals:						0	16						0	60	0	0						0	5						0	0	154	0	
Number of Trades:							0						0		0							1.00							0		1		



OPAP (CR)

(Contract Size: 100 Securities, Exercise Style: American, Physical Delivery)

Exercise Price	Call Options														Put Options																				
	March 2020							April 2020							Other Months		March 2020							April 2020							Other Months		Exercise Price		
	Open price	Price max	Price min	Last price	Closing price	Volume	Open Interest	Open price	Price max	Price min	Last price	Closing price	Volume	Open Interest	Volume	Open Interest	Open price	Price max	Price min	Last price	Closing price	Volume	Open Interest	Open price	Price max	Price min	Last price	Closing price	Volume	Open Interest	Volume	Open Interest			
6.400	0.000	0.000	0.000		5.56	-	-										0.000	0.000	0.000		0.001	-	-											0.064	
6.800	0.000	0.000	0.000		5.16	-	-										0.000	0.000	0.000		0.001	-	-										0.068		
7.200	0.000	0.000	0.000		4.76	-	-										0.000	0.000	0.000		0.001	-	-										0.072		
7.600	0.000	0.000	0.000		4.36	-	-										0.000	0.000	0.000		0.001	-	-										0.076		
8.000	0.000	0.000	0.000		3.96	-	-										0.000	0.000	0.000		0.003	-	-										0.080		
8.400	0.000	0.000	0.000		3.56	-	-	0.000	0.000	0.000		3.58	-	-			0.000	0.000	0.000		0.001	-	-	0.000	0.000	0.000		0.001	-	-			0.084		
8.800	0.000	0.000	0.000		3.16	-	-	0.000	0.000	0.000		3.18	-	-			0.000	0.000	0.000		0.001	-	-	0.000	0.000	0.000		0.001	-	-			0.088		
9.200	0.000	0.000	0.000		2.76	-	-	0.000	0.000	0.000		2.78	-	-			0.000	0.000	0.000		0.001	-	-	0.000	0.000	0.000		0.001	-	-			0.092		
9.600	0.000	0.000	0.000		2.36	-	-	0.000	0.000	0.000		2.38	-	-			0.000	0.000	0.000		0.003	-	-	0.000	0.000	0.000		0.003	-	-			0.096		
10.000	0.000	0.000	0.000		1.97	-	-	0.000	0.000	0.000		1.99	-	-			0.000	0.000	0.000		0.001	-	-	0.000	0.000	0.000		0.010	-	-			0.100		
11.000	0.382	0.382	0.240	0.258	0.258	27	-	0.373	0.373	0.300	0.300	0.300	15	-			0.286	0.286	0.286	0.286	0.286	5	5	0.000	0.000	0.000		0.102	-	-			0.110		
12.000	0.134	0.134	0.134	0.134	0.134	1	7	0.299	0.299	0.299	0.299	0.299	1	-			0.000	0.000	0.000		0.335	-	2	0.000	0.000	0.000		0.453	-	-			0.120		
13.000	0.000	0.000	0.000		0.042	-	-	0.000	0.000	0.000		0.122	-	-			0.000	0.000	0.000		1.08	-	-	0.000	0.000	0.000		1.14	-	-			0.130		
14.000	0.000	0.000	0.000		0.002	-	-	0.000	0.000	0.000		0.022	-	-			0.000	0.000	0.000		2.05	-	-	0.000	0.000	0.000		2.05	-	-			0.140		
15.000	0.000	0.000	0.000		0.001	-	-	0.000	0.000	0.000		0.003	-	-			0.000	0.000	0.000		3.05	-	-	0.000	0.000	0.000		3.05	-	-			0.150		
16.000	0.000	0.000	0.000		0.009	-	-	0.000	0.000	0.000		0.001	-	-			0.000	0.000	0.000		4.05	-	-	0.000	0.000	0.000		4.05	-	-			0.160		
17.000	0.000	0.000	0.000		0.002	-	-	0.000	0.000	0.000		0.001	-	-			0.000	0.000	0.000		5.05	-	-	0.000	0.000	0.000		5.05	-	-			0.170		
Totals:						28	7						16	0	0	0						28	7									0	0	0	0
Number of Trades:							4							4		0							1.00										0	0	

OTE (CR)

(Contract Size: 100 Securities, Exercise Style: American, Physical Delivery)

Exercise Price	Call Options														Put Options																			
	March 2020							April 2020							Other Months		March 2020							April 2020							Other Months		Exercise Price	
	Open price	Price max	Price min	Last price	Closing price	Volume	Open Interest	Open price	Price max	Price min	Last price	Closing price	Volume	Open Interest	Volume	Open Interest	Open price	Price max	Price min	Last price	Closing price	Volume	Open Interest	Open price	Price max	Price min	Last price	Closing price	Volume	Open Interest	Volume	Open Interest		
8.400	0.000	0.000	0.000		5.52	-	-										0.000	0.000	0.000		0.001	-	-											
8.800	0.000	0.000	0.000		5.12	-	-										0.000	0.000	0.000		0.001	-	-											0.088
9.200	0.000	0.000	0.000		4.72	-	-	0.000	0.000	0.000		4.74	-	-			0.000	0.000	0.000		0.001	-	-	0.000	0.000	0.000		0.001	-	-			0.092	
9.600	0.000	0.000	0.000		4.32	-	-	0.000	0.000	0.000		4.34	-	-			0.000	0.000	0.000		0.001	-	-	0.000	0.000	0.000		0.001	-	-			0.096	
10.000	0.000	0.000	0.000		3.93	-	-	0.000	0.000	0.000		3.94	-	-			0.000	0.000	0.000		0.001	-	-	0.000	0.000	0.000		0.001	-	-			0.100	
11.000	0.000	0.000	0.000		2.93	-	-	0.000	0.000	0.000		2.94	-	-			0.000	0.000	0.000		0.002	-	-	0.000	0.000	0.000		0.001	-	-			0.110	
12.000	0.000	0.000	0.000		1.93	-	-	0.000	0.000	0.000		1.95	-	-			0.000	0.000	0.000		0.001	-	-	0.000	0.000	0.000		0.005	-	-			0.120	
13.000	0.000	0.000	0.000		0.955	-	-	0.000	0.000	0.000		1.03	-	-			0.000	0.000	0.000		0.025	-	-	0.186	0.230	0.180	0.230	0.230	27	0			0.130	
14.000	0.153	0.153	0.153	0.153	0.153	5	55	0.272	0.299	0.272	0.299	0.299	11	-			0.000	0.000	0.000		0.315	-	-	0.000	0.000	0.000		0.417	-	-			0.140	
15.000	0.000	0.000	0.000		0.022	-	-	0.000	0.000	0.000		0.078	-	-			0.000	0.000	0.000		1.10	-	-	0.000	0.000	0.000		1.14	-	-			0.150	
16.000	0.000	0.000	0.000		0.001	-	-	0.000	0.000	0.000		0.009	-	-			0.000	0.000	0.000		2.09	-	-	0.000	0.000	0.000		2.09	-	-			0.160	
17.000	0.000	0.000	0.000		0.001	-	-	0.000	0.000	0.000		0.001	-	-			0.000	0.000	0.000		3.09	-	-	0.000	0.000	0.000		3.09	-	-			0.170	
18.000	0.000	0.000	0.000		0.001	-	-	0.000	0.000	0.000		0.001	-	-			0.000	0.000	0.000		4.09	-	-	0.000	0.000	0.000		4.09	-	-			0.180	
19.000	0.000	0.000	0.000		0.001	-	-	0.000	0.000	0.000		0.001	-	-			0.000	0.000	0.000		5.09	-	-	0.000	0.000	0.000		5.09	-	-			0.190	
Totals:						5	55					11	0	0	0						5	0						27	0	0	0			
Number of Trades:						1						2		0							0.00						4		0					

PIRAEUS BANK (CR)

(Contract Size: 100 Securities, Exercise Style: American, Physical Delivery)

Call Options																Put Options																	
Exercise Price	March 2020						April 2020						Other Months		March 2020						April 2020						Other Months		Exercise Price				
	Open price	Price max	Price min	Last price	Closing price	Volume	Open Interest	Open price	Price max	Price min	Last price	Closing price	Volume	Open Interest	Volume	Open Interest	Open price	Price max	Price min	Last price	Closing price	Volume	Open Interest	Open price	Price max	Price min	Last price	Closing price		Volume	Open Interest	Volume	Open Interest
0.850	0.000	0.000	0.000		2.05	-	-										0.000	0.000	0.000		0.001	-	-										0.009
0.900	0.000	0.000	0.000		2.00	-	-										0.000	0.000	0.000		0.001	-	-										0.009
0.950	0.000	0.000	0.000		1.95	-	-										0.000	0.000	0.000		0.002	-	-										0.010
1.000	0.000	0.000	0.000		1.90	-	-										0.000	0.000	0.000		0.002	-	-										0.010
1.100	0.000	0.000	0.000		1.80	-	-										0.000	0.000	0.000		0.001	-	-										0.011
1.200	0.000	0.000	0.000		1.70	-	-										0.000	0.000	0.000		0.001	-	-										0.012
1.300	0.000	0.000	0.000		1.60	-	-										0.000	0.000	0.000		0.001	-	-										0.013
1.400	0.000	0.000	0.000		1.50	-	-										0.000	0.000	0.000		0.001	-	-										0.014
1.500	0.000	0.000	0.000		1.40	-	-										0.000	0.000	0.000		0.002	-	-										0.015
1.600	0.000	0.000	0.000		1.30	-	-										0.000	0.000	0.000		0.001	-	-										0.016
1.700	0.000	0.000	0.000		1.20	-	-										0.000	0.000	0.000		0.001	-	-										0.017
1.800	0.000	0.000	0.000		1.10	-	-										0.000	0.000	0.000		0.002	-	-										0.018
1.900	0.000	0.000	0.000		1.00	-	-	0.000	0.000	0.000		1.01	-	-			0.000	0.000	0.000		0.001	-	-	0.000	0.000	0.000		0.001	-	-			0.019
2.000	0.000	0.000	0.000		0.903	-	-	0.000	0.000	0.000		0.906	-	-			0.000	0.000	0.000		0.001	-	-	0.000	0.000	0.000		0.001	-	-			0.020
2.200	0.000	0.000	0.000		0.703	-	-	0.000	0.000	0.000		0.708	-	-			0.000	0.000	0.000		0.001	-	-	0.000	0.000	0.000		0.001	-	-			0.022
2.400	0.000	0.000	0.000		0.505	-	-	0.000	0.000	0.000		0.517	-	-			0.000	0.000	0.000		0.001	-	-	0.000	0.000	0.000		0.009	-	-			0.024
2.600	0.000	0.000	0.000		0.317	-	-	0.000	0.000	0.000		0.343	-	-			0.158	0.158	0.158	0.158	0.158	3	-	0.000	0.000	0.000		0.035	-	-			0.026
2.800	0.000	0.000	0.000		0.163	-	-	0.000	0.000	0.000		0.203	-	-			0.000	0.000	0.000		0.059	-	-	0.000	0.000	0.000		0.095	-	-			0.028
3.000	0.000	0.000	0.000		0.065	-	-	0.000	0.000	0.000		0.107	-	-			0.000	0.000	0.000		0.161	-	3	0.000	0.000	0.000		0.199	-	-			0.030
3.200	0.000	0.000	0.000		0.020	-	10	0.000	0.000	0.000		0.050	-	-			0.000	0.000	0.000		0.316	-	30	0.000	0.000	0.000		0.342	-	-			0.032
3.400	0.000	0.000	0.000		0.005	-	12	0.000	0.000	0.000		0.021	-	-			0.000	0.000	0.000		0.502	-	-	0.000	0.000	0.000		0.514	-	-			0.034
3.600	0.000	0.000	0.000		0.001	-	-	0.000	0.000	0.000		0.007	-	-			0.000	0.000	0.000		0.700	-	-	0.000	0.000	0.000		0.702	-	-			0.036
3.800	0.000	0.000	0.000		0.001	-	-	0.000	0.000	0.000		0.003	-	-			0.000	0.000	0.000		0.900	-	-	0.000	0.000	0.000		0.900	-	-			0.038
4.000	0.000	0.000	0.000		0.002	-	-	0.000	0.000	0.000		0.001	-	-			0.000	0.000	0.000		1.10	-	-	0.000	0.000	0.000		1.10	-	-			0.040
4.400	0.000	0.000	0.000		0.001	-	-	0.000	0.000	0.000		0.001	-	-			0.000	0.000	0.000		1.50	-	-	0.000	0.000	0.000		1.50	-	-			0.044
4.800	0.000	0.000	0.000		0.001	-	-	0.000	0.000	0.000		0.001	-	-			0.000	0.000	0.000		1.90	-	-	0.000	0.000	0.000		1.90	-	-			0.048
Totals:						0	22					0	0	0	0						0	33					0	0	0	0			
Number of Trades:						0						0		0								1.00					0		0				

PPC (CR)

(Contract Size: 100 Securities, Exercise Style: American, Physical Delivery)

Exercise Price	Call Options														Put Options																	
	March 2020						April 2020						Other Months		March 2020						April 2020						Other Months		Exercise Price			
	Open price	Price max	Price min	Last price	Closing price	Volume	Open Interest	Open price	Price max	Price min	Last price	Closing price	Volume	Open Interest	Volume	Open Interest	Open price	Price max	Price min	Last price	Closing price	Volume	Open Interest	Open price	Price max	Price min	Last price	Closing price		Volume	Open Interest	Volume
0.900	0.000	0.000	0.000	3.22	-	-										0.000	0.000	0.000	0.001	-	-											
0.950	0.000	0.000	0.000	3.17	-	-										0.000	0.000	0.000	0.001	-	-											0.010
1.000	0.000	0.000	0.000	3.12	-	-										0.000	0.000	0.000	0.001	-	-											0.010
1.100	0.000	0.000	0.000	3.02	-	-										0.000	0.000	0.000	0.001	-	-											0.011
1.200	0.000	0.000	0.000	2.92	-	-										0.000	0.000	0.000	0.001	-	-											0.012
1.300	0.000	0.000	0.000	2.82	-	-										0.000	0.000	0.000	0.001	-	-											0.013
1.400	0.000	0.000	0.000	2.72	-	-										0.000	0.000	0.000	0.001	-	-											0.014
1.500	0.000	0.000	0.000	2.62	-	-										0.000	0.000	0.000	0.001	-	-											0.015
1.600	0.000	0.000	0.000	2.52	-	-										0.000	0.000	0.000	0.001	-	-											0.016
1.700	0.000	0.000	0.000	2.42	-	-										0.000	0.000	0.000	0.001	-	-											0.017
1.800	0.000	0.000	0.000	2.32	-	-										0.000	0.000	0.000	0.001	-	-											0.018
1.900	0.000	0.000	0.000	2.22	-	-										0.000	0.000	0.000	0.001	-	-											0.019
2.000	0.000	0.000	0.000	2.12	-	-										0.000	0.000	0.000	0.002	-	-											0.020
2.200	0.000	0.000	0.000	1.92	-	-										0.000	0.000	0.000	0.001	-	-											0.022
2.400	0.000	0.000	0.000	1.72	-	-										0.000	0.000	0.000	0.001	-	-											0.024
2.600	0.000	0.000	0.000	1.52	-	-										0.000	0.000	0.000	0.004	-	-											0.026
2.800	0.000	0.000	0.000	1.32	-	-										0.000	0.000	0.000	0.001	-	-											0.028
3.000	0.000	0.000	0.000	1.12	-	-	0.000	0.000	0.000		1.13	-	-			0.000	0.000	0.000	0.001	-	-	0.000	0.000	0.000	0.002	-	-					0.030
3.200	0.000	0.000	0.000	0.926	-	-	0.000	0.000	0.000		0.937	-	-			0.000	0.000	0.000	0.001	-	-	0.000	0.000	0.000	0.007	-	-					0.032
3.400	0.000	0.000	0.000	0.729	-	-	0.000	0.000	0.000		0.751	-	-			0.000	0.000	0.000	0.004	-	-	0.000	0.000	0.000	0.021	-	-					0.034
3.600	0.000	0.000	0.000	0.542	-	-	0.000	0.000	0.000		0.580	-	-			0.000	0.000	0.000	0.017	-	-	0.000	0.000	0.000	0.049	-	-					0.036
3.800	0.000	0.000	0.000	0.374	-	-	0.000	0.000	0.000		0.428	-	-			0.000	0.000	0.000	0.048	-	-	0.000	0.000	0.000	0.096	-	-					0.038
4.000	0.000	0.000	0.000	0.235	-	-	0.000	0.000	0.000		0.304	-	-			0.000	0.000	0.000	0.109	-	-	0.000	0.000	0.000	0.172	-	-					0.040
4.400	0.000	0.000	0.000	0.070	-	15	0.000	0.000	0.000		0.133	-	-			0.000	0.000	0.000	0.344	-	-	0.000	0.000	0.000	0.401	-	-					0.044
4.800	0.000	0.000	0.000	0.014	-	245	0.000	0.000	0.000		0.048	-	-			0.000	0.000	0.000	0.689	-	-	0.000	0.000	0.000	0.718	-	-					0.048
5.200	0.000	0.000	0.000	0.002	-	-	0.000	0.000	0.000		0.015	-	-			0.000	0.000	0.000	1.08	-	-	0.000	0.000	0.000	1.09	-	-					0.052
5.600	0.000	0.000	0.000	0.001	-	-	0.000	0.000	0.000		0.004	-	-			0.000	0.000	0.000	1.48	-	-	0.000	0.000	0.000	1.48	-	-					0.056
6.000	0.000	0.000	0.000	0.001	-	-	0.000	0.000	0.000		0.001	-	-			0.000	0.000	0.000	1.88	-	-	0.000	0.000	0.000	1.88	-	-					0.060
6.400	0.000	0.000	0.000	0.001	-	-	0.000	0.000	0.000		0.001	-	-			0.000	0.000	0.000	2.28	-	-	0.000	0.000	0.000	2.28	-	-					0.064
Totals:					0	260						0	0	0	0				0	0					0	0	0	0	0	0		
Number of Trades:					0						0		0						0.00						0		0					

Lending Products	Underlying Title	Multilateral Transactions[1]					Bilateral Transactions[2]		Stock Borrowing through OTC (volume)[3]
		Open Interest[5]	Volume(Offered)	Average Weighted	Transactions volume	Average Weighted	Transactions Volume	Average Weighted	Transactions Volume
ADMIEBOR	ADMIE (IPTO) HOLDING S.A. (CR)	17,500	---	---	---	---	---	60,644	
AEGNBOR	AEGEAN AIRLINES (CR)	718	---	---	---	---	---	25,211	
ALPHABOR	ALPHA BANK (CR)	3,644	---	---	227,839	3.31%	---	42,446,229	
ALMYBOR	ALUMIL (CR)	---	---	---	---	---	---	---	
TATTBOR	ATTICA BANK S.A. (CR)	14,603	---	---	---	---	---	370	
EEEBOR	CC HBC AG (CR)	3,613	---	---	---	---	---	70,546	
CENERBOR	CENERGY HOLDINGS (CB)	---	---	---	---	---	---	---	
ELLAKTORBOR	ELLAKTOR (CR)	3,700	---	---	---	---	---	95,898	
EUROBBOR	EUROBANK ERGASIAS (CR)	---	---	---	---	---	---	33,457,619	
EYDAPBOR	EYDAP S.A. (CR)	---	---	---	---	---	---	232,781	
FFGRPBOR	FOLLI FOLLIE (CR)	---	---	---	---	---	---	1,120,847	
FOYRKBOR	FOURLIS (CR)	455	---	---	---	---	---	4,805	
GEKTERNABOR	GEK TERNA (CR)	6,300	---	---	---	---	---	6,293	
SARBOR	GR. SARANTIS S.A. (CR)	500	---	---	---	---	---	10,612	
EXAEBOR	HELLENIC EXCHANGES-A.S.E. (CR)	---	---	---	---	---	---	123,565	
ELPEBOR	HELLENIC PETROLEUM (CR)	---	---	---	---	---	---	51,983	
INTRKBOR	INTRACOM HOLDINGS (CR)	6,000	---	---	---	---	---	---	
INLOTBOR	INTRALOT (CR)	12,000	---	---	---	---	---	104,512	
BELABOR	JUMBO SA (CR)	16,800	---	---	---	---	---	195,498	
LAMDABOR	LAMDA DEVELOPMENT SA (CR)	---	---	---	---	---	---	---	
MIGBOR	MARFIN INVESTMENT GROUP (CR)	---	---	---	---	---	---	794,474	
MOHBOR	MOTOR OIL (CR)	1,000	---	---	---	---	---	42,420	
MYTILBOR	MYTILINEOS (CR)	156	---	---	12,000	2.65%	---	112,742	
ETEBOR	NATIONAL BANK (CR)	20,000	---	---	23,727	3.31%	---	8,943,182	
OPAPBOR	OPAP (CR)	69,627	---	---	3,300	2.65%	---	1,291,607	
HTOBOR	OTE (CR)	---	---	---	---	---	---	535,504	
PPABOR	P.P.A. S.A. (CR)	50	---	---	---	---	---	2,901	
TPEIRBOR	PIRAEUS BANK (CR)	17,908	---	---	1,217	7.06%	---	20,451,210	
PLAISBOR	PLAISIO COMPUTERS SA (CR)	---	---	---	---	---	---	---	
PPCBOR	PPC (CR)	5,000	---	---	---	---	---	2,921,371	
QUALBOR	QUALITY & RELIABILITY SA (CR)	---	---	---	---	---	---	---	

## Stock Lending Notes

[1] - Multilateral contracts Lending or Borrowing as per Methods 8-1, 8-2 and 8-3-3 (According to ATHEX BoD Resolution No.17)

[2] - Bilateral Contracts Lending or Borrowing as per Methods 8-3-1 and 8-3-2 (According to ATHEX BoD Resolution No.20 )

[3] - The information concerning OTC Stock Borrowing Transactions is based on the statements of the Dematerialised Securities System (DSS) operators involved and refers to volumes that have been registered up until the previous working day.

[4] - Average Price (Volume weighted)

[5] - The Data concerning Open Interest before the start of trading session

Lending Products	Underlying Title	Open Interest[5]	Multilateral Transactions[1]				Bilateral Transactions[2]		Stock Borrowing through OTC (volume)[3]
			Volume(Offered)	Average Weighted	Transactions volume	Average Weighted	Transactions Volume	Average Weighted	Transactions Volume
TENERGYBOR	TERNA ENERGY (CR)	85	---	---	---	---	---	12,892	
TITCBOR	TITAN CEMENT (CB)	---	---	---	---	---	---	19,110	
VIORBOR	VIOTALCO SA/NV (CB)	2,000	---	---	---	---	---	---	

## Stock Lending Notes

[1] - Multilateral contracts Lending or Borrowing as per Methods 8-1, 8-2 and 8-3-3 (According to ATHEX BoD Resolution No.17)

[2] - Bilateral Contracts Lending or Borrowing as per Methods 8-3-1 and 8-3-2 (According to ATHEX BoD Resolution No.20 )

[3] - The information concerning OTC Stock Borrowing Transactions is based on the statements of the Dematerialised Securities System (DSS) operators involved and refers to volumes that have been registered up until the previous working day.

[4] - Average Price (Volume weighted)

[5] - The Data concerning Open Interest before the start of trading session

## Sectors codification for listed companies

12003 -	ETF	10101010	Computer Services
10101015	Software	10102030	Computer Hardware
15101010	Telecommunications Equipment	15102015	Telecommunications Services
20101010	Health Care Facilities	20101025	Health Care Services
20102010	Medical Equipment	20103015	Pharmaceuticals
30101010	Banks	30202000	Diversified Financial Services
30202010	Asset Managers & Custodians	30202015	Investment Services
30302010	Full Line Insurance	30302015	Insurance Brokers
35101010	Real Estate Holding and Development	35101015	Real Estate Services
35102000	Diversified REITs	35102030	Office REITs
40201040	Rental & Leasing Services: Consumer	40202010	Home Construction
40202015	Household Furnishings	40202020	Household Appliance
40203040	Electronic Entertainment	40203045	Toys
40204020	Clothing & Accessories	40301010	Entertainment
40301030	Publishing	40301035	Radio & TV Broadcasters
40401010	Diversified Retailers	40401020	Apparel Retailers
40401025	Home Improvement Retailers	40401030	Specialty Retailers
40501010	Airlines	40501015	Travel & Tourism
40501020	Casinos & Gambling	40501025	Hotels & Motels
45101015	Distillers & Vintners	45101020	Soft Drinks
45102010	Farming Fishing Ranching & Plantations	45102020	Food Products
45103010	Tobacco	45201010	Food Retailers & Wholesalers
45201020	Personal Products	50101010	Construction
50101030	Cement	50101035	Building Materials: Other
50202010	Electrical Components	50203000	Diversified Industrials
50203015	Plastics	50203030	Containers & Packaging
50204000	Machinery: Industrial	50204020	Machinery: Construction & Handling
50205010	Industrial Suppliers	50205020	Back Office Support HR & Consulting
50205030	Forms & Bulk Printing Services	50206015	Commercial Vehicles & Parts
50206030	Marine Transportation	50206060	Transportation Services
55101000	Diversified Materials	55101020	Textile Products
55102000	General Mining	55102010	Iron & Steel
55102015	Metal Fabricating	55102035	Aluminum
60101000	Integrated Oil & Gas	60101020	Oil Refining and Marketing
65101010	Alternative Electricity	65101015	Conventional Electricity
65102030	Water		



**ATHEX**  
Athens Stock Exchange

Λεωφ. Αθηνών 110 104 42 Αθήνα  
110, Athinon Ave. GR 104 42 Athens  
tel. (+30)210-33.66.800, fax (+30)210-33.66.101  
[www.athexgroup.gr](http://www.athexgroup.gr)