

19

**Ημερήσιο Δελτίο  
Συναλλακτικής Δραστηριότητας**

Daily Official List  
of Trading Activity

Thursday, 19 December, 2019  
Year: 140 Trading Day No: 242



**ATHEXGROUP**  
Athens Exchange Group

**Disclaimer:**

Hellenic Exchanges-Athens Stock Exchange S.A endeavours to ensure that the data and other material ("Information") presented on the Daily Official List are accurate and complete, but it is not liable for any errors or omissions of data or /and for the accuracy, credibility, updating and completeness of the aforesaid information nor it has any liability arising directly or indirectly from the use of the above Information.

The Company is not liable for the accuracy of the data included in listed companies' announcements. Only the sender of such an announcement is fully and solely liable for any infringement of third party's rights from the content of such announcement. All contents of the Daily Official List are provided only for information purposes and do not constitute investment advice or solicitation to invest in securities or other products listed for trading on the Exchange.

You acknowledge and agree that the Company is the owner of any property rights related to any Information appearing on the Daily Official List including intellectual property rights copyright, trademarks, etc.

The above data are a property of the Hellenic Exchanges-Athens Exchange and are copyright protected. Users are forbidden to reproduce, modify, copy, sale, transmit or redistribute, by all reproduction means and methods, part or the whole of the above data, without reference to their source.

The commercial exploitation of these data is, also, forbidden by third parties. Hellenic Exchanges-Athens Exchange does not carry any responsibility, direct or indirect, derived from usage or accidental alteration of the above data when used by third parties.

---

**Hellenic Exchanges – Athens Stock Exchange S.A.**

110 Athinon Ave., 10442 Athens, Tel: (210) 33.66.800, Fax: (210) 32.13.938

[www.athexgroup.gr](http://www.athexgroup.gr)

---

**Thessalonica Stock Exchange Center (T.S.E.C)**

16-18 Katouni Str., Thessalonica 546 25 Tel: (2310) 567.667, Fax: (2310) 530.545

---

**Athex Members Guarantee Fund**

14-16 Fidiou Str., Athens 106 78, Tel: (210) 33.04.682, Fax: (210) 33.04.155

---

**Hellenic Republic Capital Market Commission**

1 Kolokotroni Str. & 1 Stadiou Str., Athens 10562 Tel: (210) 33.77.100 Fax: (210) 33.77.173

---

**Table of Contents**

---

**Section 1: Statistical Figures of Securities, Derivatives and Lending**

Summary of Markets

Athex Indices

Analytic Figures for Athex Market's Boards and Categories

Trading Details by Athex Sectors and Financial Instruments (ETFs)

Top 10 best &amp; worst performing Shares

Derivatives Summary

**Section 2: Analytic Figures of Shares Transactions**

Analytic Figures of Shares Transactions

Shares' Notes

**Section 3: Figures of Securities Transactions**

Securities Blocks Details

Shares Rights Details

Stock Borrowing

Securities Forced Sales

Forced Sales Registered Shares

Exchange Traded Funds (ETFs) Characteristics

**Section 5: Bonds traded in Fixed Income Assets Market**

Convertible Corporate Bonds - Regulated Market

Non Convertible Corporate Bonds - Regulated Market

Government Bonds

Treasury Bills &amp; Zero Coupon Government Bonds

Government Bonds Traded with the Open Outcry Method

State Banks Bonds

**Section 6: Additional Infos**

Athex &amp; ATHEXClear Members List

List of Stocks under Market Making operations

**Section 7: Derivatives Market Analytic Figures**

Index Futures

Stock Futures

Index Options

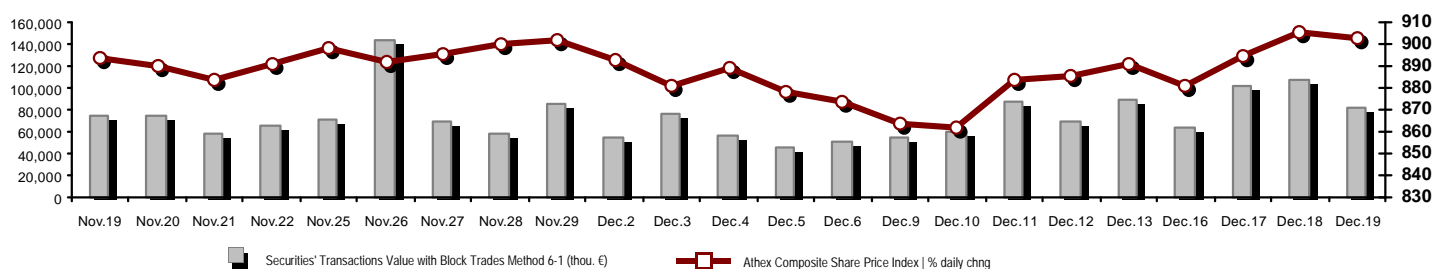
Stock Options

Stock Lending Analytic Figures

**Appendix A: Sectors codification for listed companies**

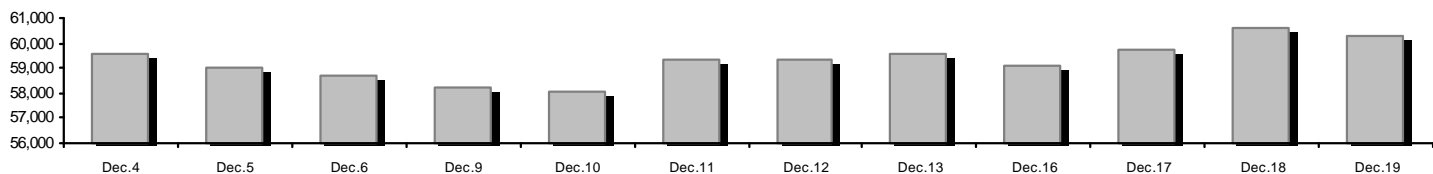
## Summary of Markets

Athex Composite Share Price Index vs Shares and Derivatives Transactions Value

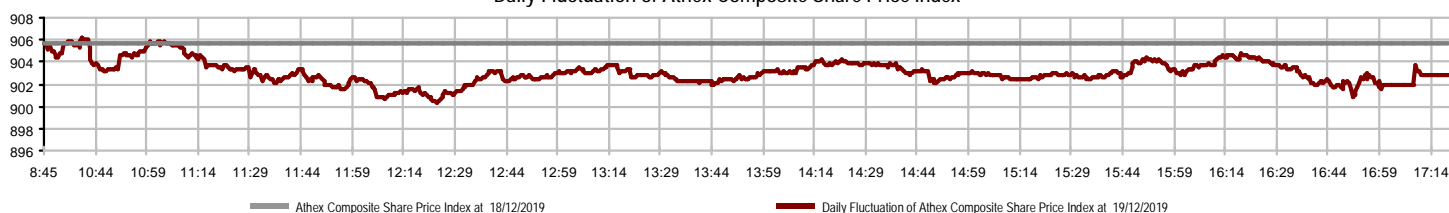


Athex Capitalisation (mill. €) **: 60,313.67	Derivatives Total Open Interest: 411,847
Daily change: mill. €   %: -256.63 -0.42%	in Index Futures   % daily chng: 10,981 0.00%
Yearly Avg Capitalisation: mill. €   % chng prev year Avg: 54,542.30 4.63%	in Stock Futures   % daily chng: 395,475 0.00%
Athex Composite Share Price Index   % daily chng: 902.78 -0.32%	in Index Options   % daily chng: 3,630 0.00%
Athex Composite Share Price Index Capitalisation (mill. €): 55,227.24	in Stock Options   % daily chng: 1,761 0.00%
Daily change (mill. €): -261.85	
Securities' Transactions Value with Block Trades Method 6-1 (thou. €): 82,278.29	Derivatives Contracts Volume: 116,215
Daily change: %: -24,721.24 -23.10%	Daily change: pieces   %: -5,775 -4.73%
YtD Avg Trans. Value: thou. €   % chng prev year Avg: 66,357.77 20.82%	YtD Avg Derivatives Contracts % chng prev year Avg: 42,231 -24.60%
Blocks Transactions Value of Method 6-1 (thou. €): 10,566.66	Derivatives Trades Number: 4,869
Blocks Transactions Value of Method 6-2 & 6-3 (thou. €): 0.00	Daily change: number   %: 501 11.47%
Bonds Transactions Value (thou.€): 1,269.35	YtD Avg Trades number % chng prev year Avg: 2,870 5.84%
Securities' Transactions Volume with Block Trades Method 6-1 (thou. Pieces): 31,753.09	Lending Total Open Interest: 387,163
Daily change: thou. pieces   %: -13,255.65 -29.45%	Daily change: pieces   %: -3,255 -0.83%
YtD Avg Volume: % chng prev year Avg: 32,323.30 -13.00%	Lending Volume (Multilateral/Bilateral): 185,687
Blocks Transactions Volume of Method 6-1 (thou. Pieces): 2,711.17	Daily change: pieces   %: 24,237
Blocks Transactions Volume of Method 6-2 & 6-3 (thou. Pieces): 0.00	Multilateral Lending: 132,687
Bonds Transactions Volume: 1,237,000	Bilateral Lending: 53,000
Securities' Trades Number with Block Trades Method 6-1: 30,341	Lending Trades Number: 32
Daily change: number   %: -4,308 -12.43%	Daily change: %: 14
YtD Avg Trades number % chng prev year Avg: 27,514 35.34%	Multilateral Lending Trades Number: 31
Number of Blocks Method 6-1: 12	Bilateral Lending Trades Number: 1
Number of Blocks Method 6-2 & 6-3: 0	
Number of Bonds Transactions: 105	

Athex Capitalisation (mill. €) \*\*



Daily Fluctuation of Athex Composite Share Price Index



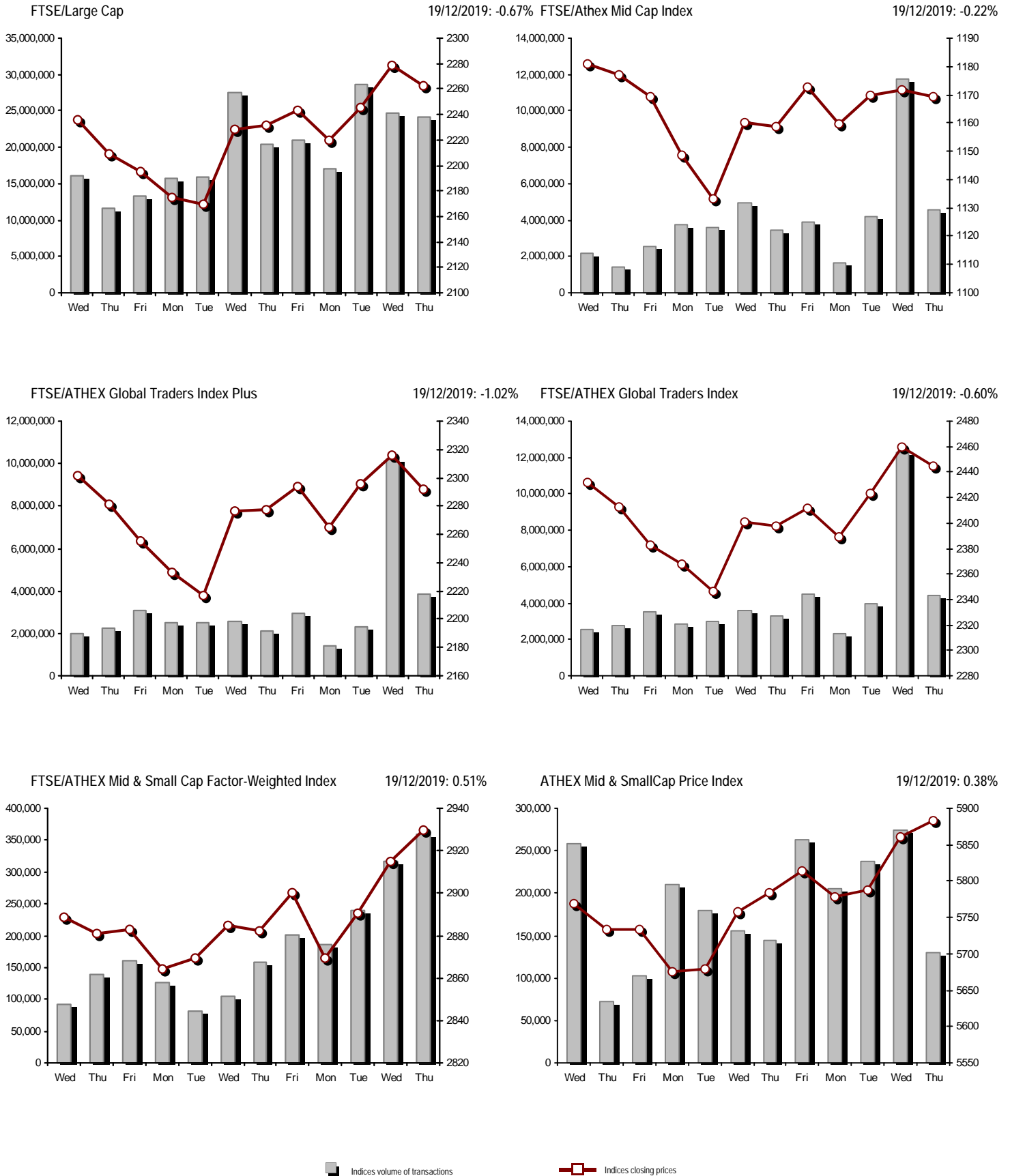
## Athex Indices

Index name	19/12/2019	18/12/2019	pts.	%	Min	Max	Year min	Year max	Year change
Athex Composite Share Price Index	902.78	905.64	-2.86	-0.32%	900.33	906.14	600.12	906.14	47.20% #
FTSE/Athex Large Cap	2,262.76	2,278.11	-15.35	-0.67%	2,256.71	2,278.13	1,580.73	2,278.13	40.68% #
FTSE/Athex Mid Cap Index	1,169.15	1,171.77	-2.62	-0.22%	1,168.69	1,180.62	945.49	1,467.88	19.90% #
FTSE/ATHEX-CSE Banking Index	652.18	654.96	-2.78	-0.42%	646.97	658.57	275.15	699.47	96.00% #
FTSE/ATHEX Global Traders Index Plus	2,292.15	2,315.73	-23.58	-1.02%	2,292.15	2,316.32	1,947.04	2,479.89	14.92% #
FTSE/ATHEX Global Traders Index	2,444.89	2,459.54	-14.65	-0.60%	2,441.82	2,459.54	1,866.67	2,517.12	28.86% #
FTSE/ATHEX Mid & Small Cap Factor-Weighted Ind	2,929.81	2,915.00	14.81	0.51%	2,900.53	2,937.32	2,173.67	2,953.89	32.26% #
ATHEX Mid & SmallCap Price Index	5,883.52	5,861.15	22.37	0.38%	5,834.63	5,899.44	3,914.71	5,994.42	48.50% #
FTSE/Athex Market Index	560.02	563.76	-3.74	-0.66%	558.57	563.82	392.32	563.82	40.30% #
FTSE Med Index	4,943.15	4,935.38	7.77	0.16%			3,966.78	5,048.35	24.67% #
Athex Composite Index Total Return Index	1,472.84	1,477.50	-4.66	-0.32%	1,468.85	1,478.33	952.47	1,478.33	51.31% #
FTSE/Athex Large Cap Total Return	3,346.82	3,369.52	-22.70	-0.67%			2,321.35	3,369.52	43.02% #
FTSE/ATHEX Large Cap Net Total Return	1,027.15	1,034.12	-6.97	-0.67%	1,024.41	1,034.13	692.89	1,034.13	45.69% #
FTSE/Athex Mid Cap Total Return	1,425.18	1,428.37	-3.19	-0.22%			1,180.35	1,784.30	18.42% #
FTSE/ATHEX-CSE Banking Total Return Index	570.06	572.49	-2.43	-0.42%			265.40	605.55	81.85% #
Hellenic Mid & Small Cap Index	1,238.99	1,239.15	-0.16	-0.01%	1,235.70	1,243.13	884.70	1,269.98	36.66% #
FTSE/Athex Banks	861.69	865.36	-3.67	-0.42%	854.81	870.12	363.54	924.17	96.00% #
FTSE/Athex Financial Services	1,001.68	1,000.98	0.70	0.07%	997.27	1,010.63	744.92	1,191.69	28.38% #
FTSE/Athex Industrial Goods & Services	2,566.85	2,588.34	-21.49	-0.83%	2,564.91	2,591.61	1,884.26	2,967.88	34.43% #
FTSE/Athex Retail	69.08	69.58	-0.50	-0.72%	68.32	69.83	58.44	82.89	15.31% #
FTSE/ATHEX Real Estate	5,302.01	5,239.42	62.59	1.19%	5,207.78	5,315.50	2,928.70	6,158.58	75.56% #
FTSE/Athex Personal & Household Goods	9,742.93	10,049.22	-306.29	-3.05%	9,742.93	10,049.22	6,649.54	10,049.22	41.65% #
FTSE/Athex Food & Beverage	11,112.70	11,271.39	-158.69	-1.41%	11,083.44	11,271.39	10,000.70	13,120.06	9.91% #
FTSE/Athex Basic Resources	6,066.54	6,177.93	-111.39	-1.80%	5,951.01	6,232.04	3,146.82	11,171.70	84.91% #
FTSE/Athex Construction & Materials	2,991.47	2,969.12	22.35	0.75%	2,946.88	2,995.14	2,437.75	3,183.37	15.85% #
FTSE/Athex Oil & Gas	4,959.35	4,943.29	16.06	0.32%	4,943.29	4,977.65	4,612.01	5,758.60	2.04% #
FTSE/Athex Chemicals	8,826.85	8,854.73	-27.88	-0.31%	8,665.65	8,854.73	7,722.79	11,217.47	7.96% #
FTSE/Athex Travel & Leisure	1,970.39	1,990.22	-19.83	-1.00%	1,958.93	1,991.78	1,309.57	2,003.28	48.93% #
FTSE/Athex Technology	860.54	861.17	-0.63	-0.07%	856.97	867.77	692.80	1,087.14	21.34% #
FTSE/Athex Telecommunications	3,782.03	3,771.02	11.01	0.29%	3,713.22	3,782.03	2,614.94	3,845.34	44.33% #
FTSE/Athex Utilities	3,238.14	3,223.53	14.61	0.45%	3,216.89	3,259.24	1,729.19	3,260.05	84.09% #
FTSE/Athex Health Care	498.64	498.64	0.00	0.00%	498.64	498.64	460.82	512.40	-1.50% €
Athex All Share Index	212.44	213.35	-0.91	-0.43%	212.44	212.44	157.01	215.26	34.44% #
Hellenic Corporate Bond Index	120.20	120.21	-0.01	0.00%			116.31	121.33	3.32% #
Hellenic Corporate Bond Price Index	95.76	95.77	-0.01	-0.01%			95.04	97.19	-0.03% €

Note 1: FTSE/Med 100, Hellenic Corporate Bond Price Index and Hellenic Corporate Bond Index closing prices refer to the previous trading day of 17/12/2019.

Note 2: The Hellenic Mid & Small Cap Index is a Customized index calculated by the Athens Exchange.

Athex Indices



## Analytic Figures for Athex Market's Boards and Categories

	Total Traded Securities	Main Market	Surveillance	Exchange Traded Funds (ETFs)
Totals	123	110	12	1
Gain / Lose / Same:	46 / 47 / 30	45 / 43 / 22	1 / 3 / 8	0 / 1 / 0
Athex Capitalisation (mill. €) **	60,313.67	60,013.79	299.87	
Daily Average Trans/ons Value(thou.€)	66,357.77	66,333.28	56.75	44.41
Transactions Value	82,278.29	81,955.43	218.21	104.65
Main Board:	71,711.63	71,388.77	218.21	104.65
Blocks Board 6_2_3:	10,566.66	10,566.66	0.00	0.00
Forced Sales Board:	0.00	0.00	0.00	0.00
Special Terms Board:	0.00	0.00	0.00	0.00
Daily Average Transactions Volume	32,323,302	31,945,635	409,459	2,017
Transactions Volume	31,753,086	29,731,809	2,016,771	4,506
Main Board:	29,041,913	27,020,636	2,016,771	4,506
Blocks Board 6_2_3:	2,711,173	2,711,173	0	0
Forced Sales Board:	0	0	0	0
Special Terms Board:	0	0	0	0
Daily Average Number of Trades	27,514	27,363	149	3
Number of Trades	30,341	30,100	237	4
Main Board:	30,329	30,088	237	4
Blocks Board 6_2_3:	12	12	0	0
Forced Sales Board:	0	0	0	0
Special Terms Board:	0	0	0	0

## Trading Details by Athex Sectors and Financial Instruments (ETFs)

Code	Sectors	Gain / Lose / Same	Number of Trades	Transactions Volume	Transactions Value	% of Total Trans. Value
3010	- Banks	2 / 4 / 0	11,014	19,863,954	30,387,101.97	36.93%
5510	- Basic Resources	5 / 5 / 2	225	113,943	144,337.87	0.18%
5010	- Construction & Materials	4 / 4 / 5	2,117	1,138,879	3,117,913.85	3.79%
4020	- Consumer Products & Services	1 / 3 / 4	1,747	593,988	6,120,137.97	7.44%
6010	- Energy	3 / 1 / 0	1,236	194,963	2,435,899.96	2.96%
12000	- Financial Instruments	0 / 1 / 0	4	4,506	104,648.38	0.13%
3020	- Financial Services	2 / 1 / 0	585	1,270,988	577,532.66	0.70%
4510	- Food Beverage & Tobacco	5 / 2 / 5	733	3,291,076	2,234,075.99	2.72%
2010	- Health Care	1 / 1 / 1	25	4,248	8,494.86	0.01%
5020	- Industrial Goods & Service	7 / 8 / 4	2,469	888,072	4,349,278.97	5.29%
3030	- Insurance	0 / 1 / 0	71	9,930	48,273.43	0.06%
4030	- Media	0 / 1 / 0	84	58,289	11,016.09	0.01%
4520	- Personal Care, Drug & Grocery Stores	2 / 0 / 0	566	275,188	2,261,749.93	2.75%
3510	- Real Estate	3 / 4 / 0	1,573	642,727	4,635,840.58	5.63%
4040	- Retail	4 / 1 / 2	296	86,133	410,247.18	0.50%
1010	- Technology	2 / 3 / 2	307	118,374	332,339.51	0.40%
1510	- Telecommunications	2 / 2 / 0	1,743	521,639	6,091,591.86	7.40%
4050	- Travel & Leisure	1 / 4 / 3	2,635	1,478,731	14,083,984.40	17.12%
6510	- Utilities	2 / 1 / 2	2,911	1,197,458	4,923,820.29	5.98%

## Top 10 best &amp; worst performing Shares

## Main Market

With positive Price change	Closing price	change	With negative Price change	Closing price	change
PERSEUS SA (CR)	1.26	10.53% #	AUDIO VISUAL ENTERPRISES (CR)	0.185	-5.61% €
KEKROPS SA (CR)	1.942	7.17% #	JUMBO SA (CR)	18.44	-4.16% €
AVAX S.A. (CR)	0.625	3.99% #	ATTICA HOLDINGS (CR)	1.28	-3.76% €
ELTON SA (CR)	1.725	2.68% #	ATTICA BANK S.A. (CR)	0.3835	-3.16% €
PAPOUTSANIS (CR)	1.6	2.56% #	INTRACOM HOLDINGS (CR)	0.81	-2.41% €
INTERCONTINENTAL (CR)	7.5	2.04% #	INTRACOM CONSTR. (CR)	1.565	-2.19% €
CENERGY HOLDINGS (CB)	1.33	1.99% #	P.P.A. S.A. (CR)	21.75	-1.81% €
PPC (CR)	4.148	1.92% #	INTRALOT (CR)	0.3665	-1.74% €
INFORM P. LYKOS SA (CR)	1.575	1.61% #	TECHNICAL OLYMPIC SA (CR)	2.34	-1.68% €
CRETE PLASTICS SA (CR)	13.8	1.47% #	PIRAEUS BANK (CR)	2.94	-1.67% €
With the highest Transactions Value	Value (thou. €)	change	With the highest Transactions Volume	Volume	change
OPAP (CR)	13,117.52	-1.09% €	EUROBANK ERGASIAS (CR)	9,340,642	-0.97% €
ALPHA BANK (CR)	9,719.49	-0.32% €	ALPHA BANK (CR)	5,136,171	-0.32% €
NATIONAL BANK (CR)	8,650.47	0.85% #	NATIONAL BANK (CR)	2,915,204	0.85% #
EUROBANK ERGASIAS (CR)	8,148.62	-0.97% €	ATTICA BANK S.A. (CR)	1,366,561	-3.16% €
OTE (CR)	6,027.87	0.29% #	NIREFS SA (CR)	1,341,997	0.00% -
LAMDA DEVELOPMENT SA (CR)	4,477.21	1.14% #	MARFIN INVESTMENT GROUP (CR)	1,170,194	0.88% #
JUMBO SA (CR)	3,806.95	-4.16% €	PIRAEUS BANK (CR)	1,101,356	-1.67% €
MYTILINEOS (CR)	3,301.87	-1.06% €	OPAP (CR)	1,101,161	-1.09% €
PIRAEUS BANK (CR)	3,281.03	-1.67% €	ELLAKTOR (CR)	761,294	0.12% #
AUTOHELLAS SA (CR)	2,287.47	-0.56% €	LAMDA DEVELOPMENT SA (CR)	565,167	1.14% #

Note: Stocks that are not included in the "Low Dispersion" and "Under Supervision" categories, and the transactions value is more than 10,000 €.



## Derivatives Summary

	Number of Trades	Volume	Open Interest
<b>Index Futures</b>	<b>434</b>	<b>5,677</b>	<b>10,981</b>
FTSE/Athex Large Cap	434	5,677	10,981
<b>Stock Futures</b>	<b>4,407</b>	<b>110,451</b>	<b>395,475</b>
ADMIE (IPTO) HOLDING S.A. (CR)	124	862	7,826
ALPHA BANK (CR)	340	13,827	51,238
ATTICA BANK S.A. (CR)	41	1,569	8,526
CC HBC AG (CR)	30	103	364
CENERGY HOLDINGS (CB)	76	817	8,708
ELLAKTOR (CR)	304	4,317	28,304
EUROBANK ERGASIAS (CR)	326	19,123	54,358
EYDAP S.A. (CR)	34	425	700
FOURLIS (CR)	6	56	167
GEK TERNA (CR)	84	988	12,809
HELLENIC EXCHANGES-A.S.E. (CR)	79	418	2,994
HELLENIC PETROLEUM (CR)	69	334	2,920
INTRACOM HOLDINGS (CR)	52	1,106	4,215
INTRALOT (CR)	192	2,434	5,441
JUMBO SA (CR)	148	505	1,350
LAMDA DEVELOPMENT SA (CR)	134	806	2,730
MARFIN INVESTMENT GROUP (CR)	200	21,140	77,766
MOTOR OIL (CR)	45	192	987
MYTILINEOS (CR)	440	2,954	14,901
NATIONAL BANK (CR)	632	22,210	40,355
OPAP (CR)	156	801	3,253
OTE (CR)	88	489	4,781
P.P.A. S.A. (CR)	27	67	785
PIRAEUS BANK (CR)	337	8,065	32,477
PPC (CR)	241	4,656	13,893
TERNA ENERGY (CR)	42	248	5,515
TITAN CEMENT (CB)	8	16	78
VIOHALCO SA/NV (CB)	152	1,923	8,034
<b>Index Options</b>	<b>25</b>	<b>57</b>	<b>3,630</b>
FTSE/Athex Large Cap	25	57	3,630
<b>Stock Options</b>	<b>3</b>	<b>30</b>	<b>1,761</b>
ALPHA BANK (CR)	2	25	51
NATIONAL BANK (CR)	0	0	731
OPAP (CR)	1	5	458
OTE (CR)	0	0	245
PIRAEUS BANK (CR)	0	0	126
PPC (CR)	0	0	150
<b>Total Derivatives Traded</b>	<b>4,869</b>	<b>116,215</b>	<b>411,847</b>









## Daily Official List

Year: 140 Trading Day No: 242

## Section 2: Analytic Figures of Shares Transactions

Thursday, 19 December, 2019

Number of Outstanding Securities	Nominal Value	Dividends [1]			Date of Last Coupon		Note	Shares	Closing price	% change	Previous closing price/date	Open price	Price min	Price max	Last price	Avg price	Last Bid [7]	Last Ask [7]	P/E after	Year	Volume	Trades	Transactions Value[8]	Company Mkt Value (thou. €)	Year low	Year high	Sector[4]	
7,734,375	1.00	---	---	---	09/07/2007	07/01/2011	5112	LIVANIS SA (CR)	0.065	---	0.065	18/12/2019	---	---	---	---	3000@0.078	---	---	---	---	---	502.73	0.032	0.096	40301030		
15,842,391	1.51	---	---	---	15/07/2009	12/05/2000	5141	BITROS HOLDING SA (CR)	0.137	-2.84	0.141	18/12/2019	0.14	0.132	0.14	0.132	0.137	980@0.132	138@0.148	---	---	2,406	5	328.84	2,170.41	0.084	0.278	55102010
119,596,817	0.040	---	---	---	15/07/2008	27/04/2017	5190	NIKAS SA (CR)	0.5	---	0.5	18/12/2019	---	---	---	---	---	---	---	---	---	---	---	59,798.41	0.32	0.6	45102020	
24,319,250	0.300	---	---	---	09/07/2002	04/07/2007	5165	PROODEFTIKH SA (CR)	0.151	---	0.151	18/12/2019	0.151	0.151	0.151	0.151	0.151	389@0.151	2800@0.165	---	---	611	2	92.26	3,672.21	0.09	0.248	50101010
245,497,664	0.310	---	---	---	01/07/2008	30/07/2012	5207	SELONDA AQUACULTURE SA (CR)	0.1	---	0.1	18/12/2019	0.1	0.1	0.1	0.1	0.17770379@0.100	4362@0.105	---	---	1,816,533	159	181,653.30	24,549.77	0.031	0.1	45102010	
10,186,667	1.35	---	---	---	24/06/2008	02/02/2016	4887	SIDMA SA (CR)	0.48	---	0.48	18/12/2019	---	---	---	---	510@0.422	500@0.480	---	---	---	---	---	4,889.60	0.204	0.72	55102010	
766,000	1.00	---	---	---	01/07/2004	11/12/2012	5193	TRIA ALFA SA (CR)	1.8	---	1.8	18/12/2019	---	---	---	---	---	---	55.15	2018	---	---	---	1,660.55	1.44	3.18	55101020	
245,000	1.00	---	---	---	19/07/2010	11/12/2012	5194	TRIA ALFA SA (PR)	1.15	---	1.15	18/12/2019	---	---	---	---	---	50@1.15	35.23	2018	---	---	---	1,660.55	0.535	2.1	55101020	

## Suspension Status

20,255,805	0.300	---	---	---	22/08/2006	02/08/2010	5136	AXON HOLDING SA (CR)	0.058	---	0.058	28/04/2017	---	---	---	---	---	---	---	---	---	---	---	1,174.84	0.058	0.058	20101010
21,820,410	0.800	---	---	---	22/05/2008	02/08/2011	5174	EUROMEDICA SA (CR)	0.448	---	0.448	30/04/2018	---	---	---	---	---	---	---	---	---	---	---	9,775.54	0.448	0.448	20101010
66,948,210	0.300	---	---	---	22/09/2015	22/09/2015	5179	FOLLI FOLLIE (CR)	4.8	---	4.8	24/05/2018	---	---	---	---	---	---	---	---	---	---	---	321,351.41	4.8	4.8	40401030
13,191,620	0.620	---	---	---	04/08/2010	09/09/2002	5217	YALCO - CONSTANTINOU (CR)	0.0555	---	0.056	30/09/2019	---	---	---	---	---	---	---	---	---	---	---	732.13	0.048	0.178	40202020
14,870,100	0.300	---	---	---	15/05/2008	26/09/2011	5130	ALPHA GRISSIN S.A. (CR)	0.014	---	0.014	13/04/2017	---	---	---	---	---	---	---	---	---	---	---	208.18	0.014	0.014	10102030
33,930,000	0.300	---	---	---	03/07/2006	30/05/2001	4865	BABIS VOVOS SA (CR)	0.304	---	0.304	30/03/2012	---	---	---	---	---	---	---	---	---	---	---	10,314.72	0.304	0.304	35101010
77,126,446	0.340	---	---	---	23/05/2005	18/08/2011	5206	G.E. DIMITRIOU (CR)	0.0125	---	0.013	30/04/2019	---	---	---	---	---	---	---	---	---	---	---	964.08	0.01	0.028	40202020
6,000,000	0.600	---	---	---	13/06/2008	08/04/2004	5172	EUROBROKERS S.A. (CR)	0.008	---	0.008	27/04/2018	---	---	---	---	---	---	---	---	---	---	---	48.00	0.008	0.008	30302015
7,085,888	1.59	---	---	---	02/07/1996	06/09/2010	5216	ELVIEMEK (CR)	2.6	---	2.6	30/09/2019	---	---	---	---	---	---	---	---	---	---	---	18,423.31	2.6	4.7	35101010
24,619,524	0.500	---	---	---	10/10/1986	30/12/2002	4914	KERAMIA-ALLATINI (CR)	0.088	---	0.088	30/08/2012	---	---	---	---	---	---	---	---	---	---	---	2,166.52	0.088	0.088	35101010
31,543,600	0.420	---	---	---	19/07/2010	19/12/2018	5205	KRETA FARM SA (CR)	1.085	---	1.085	30/04/2019	---	---	---	---	---	---	---	---	---	---	---	34,224.81	0.6	1.22	45102020
25,179,640	0.600	---	---	---	08/08/1994	19/09/2000	5191	J.BOUTARIS & SON HOLD. SA (CB)	0.026	---	0.026	01/10/2018	---	---	---	---	---	---	---	---	---	---	---	742.45	0.026	0.026	45101015
1,540,000	0.600	---	---	---	08/08/1994	19/09/2000	5192	J.BOUTARIS & SON HOLD. (PB)	0.057	---	0.057	01/10/2018	---	---	---	---	---	---	---	---	---	---	---	742.45	0.057	0.057	45101015
23,935,280	0.300	---	---	---	29/06/2009	13/06/2000	5153	NAYTEMPORIKI PUBLISHING SA(CR)	0.107	---	0.107	02/10/2017	---	---	---	---	---	---	---	---	---	---	---	2,561.07	0.107	0.107	40301030
255,459,600	0.300	---	---	---	26/06/2000	03/12/2010	5101	NEL SA (CR)	0.07	---	0.07	31/08/2015	---	---	---	---	---	---	---	---	---	---	---	17,882.17	0.07	0.07	40501015
23,463,874	0.800	---	---	---	23/05/2003	21/12/1999	4918	NEORION SA (CR)	0.125	---	0.125	30/08/2012	---	---	---	---	---	---	---	---	---	---	---	2,932.98	0.125	0.125	50206030
18,750,000	0.300	---	---	---	02/07/2001	31/12/2012	5154	PEGASUS PUBLISHING S.A. (CR)	0.089	---	0.089	02/10/2017	---	---	---	---	---	---	---	---	---	---	---	1,668.75	0.089	0.089	40301030
100,793,572	0.300	---	---	---	16/07/2009	11/02/2016	5110	TELETIPOS SA (CR)	0.06	---	0.06	07/03/2016	---	---	---	---	---	---	---	---	---	---	---	6,047.61	0.06	0.06	40301035
4,034,950	0.680	---	---	---	01/07/2005	30/12/2010	5171	CHATZIKRANIOTIS & SONS SA (CR)	0.14	---	0.14	27/04/2018	---	---	---	---	---	---	---	---	---	---	---	564.89	0.14	0.14	45102020

Shares' Notes

Code	Note text
( )	- Adjusted dividends.
*	- Last adjusted closing price.
[1]	- Net dividends.
[2]	- The "Date of Last Coupon" for New listings refers to the date company's stocks started to trade in Athex
[3]	- The Company Market Value is referred to the number of outstanding shares
[4]	- Sectors codification can be found in Appendix A
[5]	- The Market Value refers to the total number of shares listed (including their several classes) in the exchange by the company.
[6]	- P/E greater than 100
[7]	- Last view of the Order Book before the end of the trading session
[8]	- All Blocks Methods' Transactions Value are included.
4750	- Transfer to the Under Surveillance Category from 8/4/2011.
4865	- Suspension of trading as of 2/4/2012.
4887	- Transfer to the Surveillance Category as of 10/4/2012.
4912	- Transfer to the Surveillance Category as of 31/7/2012.
4914	- Suspension of trading as of 31/8/2012.
4918	- Suspension of trading as of 31/8/2012.
4955	- Transfer to the Surveillance Category as from 5/4/2013.
4956	- Transfer to the Surveillance Category as from 5/4/2013.
4957	- Transfer to the Surveillance Category as from 5/4/2013.
4958	- Transfer to the Surveillance Category as from 5/4/2013.
4959	- Transfer to the Surveillance Category as from 5/4/2013.
4983	- Transfer to the Surveillance Category as of 5/4/2013.
5080	- Transfer to the Surveillance Category as of 06/09/2011.
5093	- Transfer to the Surveillance Category as of 8/4/2015.
5095	- Transfer to the Surveillance Category as from 5/4/2013.
5101	- Suspension of trading as of 1/9/2015.
5110	- Suspension of trading as of 08/03/2016.
5112	- Transfer to the Surveillance Category as of 15/04/2016.
5115	- Transfer to the Surveillance Category as of 15/04/2016.
5123	- Transfer to the Surveillance Category as of 10/04/2014
5130	- Suspension of trading as of 18/04/2017.
5136	- Suspension of trading as of 02/05/2017.
5141	- Transfer to the Surveillance Category as of 10/05/2017.
5153	- Suspension of trading as of 03/10/2017.
5154	- Suspension of trading as of 03/10/2017.
5156	- Transfer to the Surveillance Category as of 11/12/2017.
5160	- Transfer to the Surveillance Category as of 15/04/2016.
5161	- Transfer to the Surveillance Category as of 25/11/2011.
5162	- Transfer to the Under Supervision Category as of 21/12/2009.
5165	- Transfer to the Surveillance Category as of 15/02/2018.
5171	- Suspension of trading as of 30/04/2018.
5172	- Suspension of trading as of 30/04/2018.
5174	- Suspension of trading as of 02/05/2018.
5178	- Transfer to the Surveillance Category as of 11/05/2018.
5179	- Suspension of trading as of 25/05/2018.
5190	- Transfer to the Surveillance Category as of 10/04/2012.
5191	- Suspension of trading as of 02/10/2018.
5192	- Suspension of trading as of 02/10/2018.
5193	- Transfer to the Surveillance Category as of 25/10/2018.
5194	- Transfer to the Surveillance Category as of 25/10/2018.
5195	- Transfer to the Surveillance Category as of 27/06/2008.
5197	- Transfer to the Surveillance Category as of 07/11/2018.

---

## Shares' Notes

---

Code	Note text
5205	- Suspension of trading as of 02/05/2019.
5206	- Suspension of trading as of 02/05/2019.
5207	- Transfer to the Surveillance Category as from 13/05/2019.
5216	- Suspension of trading as of 01/10/2019.
5217	- Suspension of trading as of 01/10/2019.
5223	- The 97,014,940 new (CR) shares, resulting from the recent share capital increase through a rights issue, are not yet admitted to trading on ATHEX.



Securities Blocks Details

Securities	Block Volume	Price	Block Trade Value	Time of approval	Note
OPAP (CR)	76,357	11.90	908,648.30	11:47:24	20
OPAP (CR)	44,785	11.90	532,941.50	11:50:41	20
NATIONAL BANK (CR)	360,101	2.96	1,064,998.71	12:16:56	20
EUROBANK ERGASIAS (CR)	600,000	0.876	525,300.00	12:28:06	20
OPAP (CR)	231,905	11.95	2,771,264.75	12:42:27	20
GR. SARANTIS S.A. (CR)	50,000	8.50	425,000.00	13:03:24	20
OPAP (CR)	83,000	11.95	991,850.00	13:10:18	20
OPAP (CR)	100,000	11.95	1,195,000.00	13:26:47	20
MYTILINEOS (CR)	35,094	9.84	345,237.23	14:43:08	20
OPAP (CR)	30,000	11.89	356,700.00	14:48:33	20
EUROBANK ERGASIAS (CR)	618,253	0.871	538,189.24	15:36:53	20
ALPHA BANK (CR)	481,678	1.89	911,527.45	17:12:25	20

Blocks Notes

- 9 - Method 6-1 / Special Fees
- 10 - Method 6-1 / Special Fees, SDS
- 14 - Method 6-3 / Settlement, Incomplete Buy and Sell
- 18 - Method 6-2 / SPOT 1
- 19 - Method 6-2 / SPOT 2
- 20 - Method 6-1 and Method 6-1 Same Day Settlement
- 21 - Other Pre-agreed

**Shares Rights Details**

Occured date	Exercise from	Exercise until	Trading until	Rights	Price min	Price max	Closing price	Last Bid	Last Ask	Volume	Trades	Transactions Value
--------------	---------------	----------------	---------------	--------	-----------	-----------	---------------	----------	----------	--------	--------	--------------------

No Rights Transactions.

---

**Securities Forced Sales**

---

Securities	Category of Security	Transaction s Volume	Number of Trades	Transactions Value	Note
------------	----------------------	-------------------------	---------------------	-----------------------	------

---

No Forced Transactions.

---

---

**Forced Sales Notes**

---

- 1 - Normal Forced Sale.
- 2 - Forced Sales of Fixed Registered Shares.
- 3 - Forced Sales of Remaining Stock Fractions.

**Forced Sales Registered Shares**

Securities	Start Date	End Date	Initial Volume	Remaining Volume	Date	Avg price (day)	Avg price (period)	Number of Trades	Transactions Volume	Transactions Value
------------	------------	----------	----------------	------------------	------	-----------------	--------------------	------------------	---------------------	--------------------

No Fixed Registered Shares Forced Sales.

**Forced Sales Notes**

According to Decision 1/380/04.05.2008 of the Hellenic Republic Capital Market Commission, the certificated registered shares that have not been deposited to the issuer for dematerialisation, will be auctioned in the Athens Exchange by the supervising issuer. Forced sales procedure is held according to Article 99A of the Athens Exchange Rulebook. The average price of the period is calculated by dividing the Total transactions value by the Total volume and includes all the transactions made until the current date.

## Exchange Traded Funds (ETFs) Characteristics

	Transactions Date (T)	Creation / Redemption	Units (T-1)	New Units (T-1)	Redemption Units (T-1)	Units (T) [1]	Fund Assets [2]	Net Unit Price	Dividend per	Dividend Date
ALPHA ETF FTSE Athex Large Cap	19/12/2019	5,000	812,382	---	---	812,382	18,997,450.00	23.3849	0.43	30/06/2018

## ETFs Notes

[1] - Units (T) = Units (T-1) + New Units (T-1) - Redemption Units (T-1)

[2] - The Creation / Redemption Units of T-1 are included.

## Convertible Corporate Bonds - Regulated Market

Num Listed Bonds	Nominal price	Issue price	Today's Rate	Exp. Date	Duration (years)	Note	Coupon		Trading	Corporate Bonds	Price min	Price max	Closing price	Previous closing price/date	Volume	Transactions Value	Last order			ear min	Year max
							Common	Preffered									Price	Buy / Sell	Date		
171,268,704	0.30	0.30	1.00	11/10/2025	9	---	13	---	1	FORTHNET S.A. (Convertible)	---	---	---	---	---	---	1.0000	B	23/10/2019	100.0000	100.0000

## Corporate Bonds Notes

Transactions Volume = (Pieces) \* (Nominal Price). Transactions Value = (Pieces) \* (Nominal Price) \* (price %) + (Accrued interest).

The price of a Bond is stated as a percentage (%) of Bond's Nominal Price.

Nominal Price in Euros (€), except if it is noted differently.

## Non Convertible Corporate Bonds - Regulated Market

Num Listed Bonds	Nominal price	Issue price	Today's Rate	Exp. Date	Duration (years)	Note	Coupon		Trading	Corporate Bonds	Accrued Int.	Yield.T.Mat	Price min	Price max	Closing price	Previous closing price/date	Volume	Transactions Value	Last order		ear min	Year max		
							Common	Preferred											Price	Buy / Sell			Date	
175,000	1,000.00	1,000.00	3.40	26/07/2024	5	---	1	---	1	ATTICA HOLDINGS S.A. (Non Convertible)	14.1667	3.3940	99.1200	99.9900	99.8345	99.6350	18/12/2019	116,000	117,092.73	99.2500	B	19/12/2019	98.4660	103.4000
300,000	1,000.00	1,000.00	3.10	27/06/2022	5	---	5	---	1	MYTILINEOS HOLDINGS S.A. (Non Convertible)	15.4139	2.7630	100.2500	100.5000	100.2903	100.4390	18/12/2019	114,000	116,088.08	100.2700	B	19/12/2019	100.2903	103.4000
50,000	1,000.00	1,000.00	4.35	20/06/2022	5	---	5	---	1	SYSTEMS SUNLIGHT S.A. (Non Convertible)	---	3.5660	100.9100	101.7000	100.9105	100.7260	18/12/2019	236,000	238,468.78	100.9000	B	19/12/2019	99.4118	104.5000
200,000	1,000.00	1,000.00	3.50	21/03/2022	5	---	6	---	1	O.P.A.P. S.A. (Non Convertible)	8.8472	3.0400	98.6100	100.9000	100.3495	100.3780	18/12/2019	181,000	183,233.95	100.2500	B	19/12/2019	100.3495	103.5200
24,260	1,000.00	1,000.00	4.95	26/06/2023	5	---	3	---	1	B&F COMM. & GARM. INDUS. S.A. (Non Convertible)	24.7500	6.8670	92.6998	93.4600	93.0392	92.7000	17/12/2019	14,000	13,371.99	93.0000	B	19/12/2019	90.1276	98.5000
90,000	1,000.00	1,000.00	3.00	11/05/2023	5	---	4	---	1	CORAL A.E. (Non Convertible)	3.5000	1.5280	101.8000	104.7000	104.5679	103.3980	18/12/2019	157,000	163,038.53	102.1002	B	19/12/2019	100.2726	104.9499
120,000	1,000.00	1,000.00	3.95	04/04/2025	7	---	4	---	1	GEK TERNA S.A. (Non Convertible)	8.7778	2.8180	104.0000	104.5000	104.3797	104.5000	18/12/2019	69,000	72,627.67	104.0010	B	19/12/2019	99.0000	107.2000
40,000,000	1.00	1.00	5.00	04/10/2021	5	---	13	---	1	HOUSEMARKET S.A. (Non Convertible)	0.0111	2.3290	104.0000	104.4000	104.0000	104.0000	18/12/2019	32,000	33,755.55	104.0000	B	19/12/2019	101.9500	106.1000
150,000	1,000.00	1,000.00	2.60	22/10/2026	7	---	1	---	1	TERNA ENERGY FINANCE S.A. (Non Convertible)	4.4778	2.5020	100.5100	101.1500	100.5200	101.1040	18/12/2019	66,000	66,856.83	100.5330	B	19/12/2019	100.1001	102.7000
200,000	1,000.00	1,000.00	3.60	12/03/2026	7	---	2	---	1	AEGEAN AIRLINES S.A. (Non Convertible)	10.2000	2.7660	103.5000	105.9500	104.0667	104.6390	18/12/2019	252,000	264,818.40	103.7130	B	19/12/2019	100.3628	107.9000

## Corporate Bonds Notes

Transactions Volume = (Pieces) \* (Nominal Price). Transactions Value = (Pieces) \* (Nominal Price) \* (price %) + (Accrued interest).

The price of a Bond is stated as a percentage (%) of Bond's Nominal Price.

Nominal Price in Euros (€), except if it is noted differently.

## Government Bonds

Number Listed Bonds	Nominal price	Today's Rate	Accrued Interest Calc	Exp. Date [1]	Duration (years)	Note	Coupons Date	Curr. coupon value	Trading Unit	Government Bonds	Price min	Price max	Closing price	Previous closing price/date	Volume	Transactions Value	Price	Last order Buy / Sell	Date
3,000,000	1,000.00	4.38	Actual/Actual	01/08/2022	5	---	01/08	4.38	1	GGB-FXD-010822-05Y-4.375-1.000	---	---	---	---	---	---	1.0000	B	28/11/2018
2,500,000	1,000.00	3.45	Actual/Actual	02/04/2024	5	---	02/04	3.45	1	GGB-FXD-020424-05Y-3.450-1.000	---	---	---	---	---	---	---	---	---
4,355,990,324	1.00	3.50	Actual/Actual	30/01/2023	5	---	01/02 - 31/01	3.50	1	GGB-FXD-300123-05Y-3.500-1.000	---	---	---	94.5720 13/07/2018	---	---	1.0000	B	28/11/2018
5,962,747,327	1.00	3.75	Actual/Actual	30/01/2028	10	---	/02 - 01/02 - 31/	3.75	1	GGB-FXD-300128-10Y-3.750-1.000	---	---	---	85.4610 13/07/2018	---	---	1.0000	B	28/11/2018
6,091,218,404	1.00	3.90	Actual/Actual	30/01/2033	15	---	/02 - 01/02 - 31/	3.90	1	GGB-FXD-300133-15Y-3.900-1.000	---	---	---	78.6730 13/07/2018	---	---	1.0000	B	28/11/2018
4,805,399,486	1.00	4.00	Actual/Actual	30/01/2037	19	---	/02 - 01/02 - 31/	4.00	1	GGB-FXD-300137-19Y-4.000-1.000	---	---	---	77.0370 13/07/2018	---	---	1.0000	B	28/11/2018
4,603,713,186	1.00	4.20	Actual/Actual	30/01/2042	24	---	/02 - 01/02 - 31/	4.20	1	GGB-FXD-300142-24Y-4.200-1.000	---	---	---	77.7640 13/07/2018	---	---	1.0000	B	28/11/2018
550,418,123	1.00	3.00	Actual/Actual	24/02/2023	11	---	24/02	3.00	1	GGB-FXD-240223-11Y-2.000-1.000	---	---	---	10.0000 22/06/2015	---	10.0000	B	11/07/2019	
445,007,576	1.00	3.00	Actual/Actual	24/02/2024	12	---	24/02	3.00	1	GGB-FXD-240224-12Y-2.000-1.000	---	---	---	10.0000 22/06/2015	---	---	---	---	---
423,674,226	1.00	3.00	Actual/Actual	24/02/2025	13	---	24/02	3.00	1	GGB-FXD-240225-13Y-2.000-1.000	---	---	---	10.0000 22/06/2015	---	---	---	---	---
212,292,153	1.00	3.00	Actual/Actual	24/02/2026	14	---	24/02	3.00	1	GGB-FXD-240226-14Y-2.000-1.000	---	---	---	10.0000 22/06/2015	---	---	---	---	---
160,621,352	1.00	3.00	Actual/Actual	24/02/2027	15	---	24/02	3.00	1	GGB-FXD-240227-15Y-2.000-1.000	---	---	---	10.0000 22/06/2015	---	---	---	---	---
183,244,055	1.00	3.00	Actual/Actual	24/02/2028	16	---	24/02	3.00	1	GGB-FXD-240228-16Y-2.000-1.000	---	---	---	10.0000 22/06/2015	---	---	---	---	---
164,802,894	1.00	3.00	Actual/Actual	24/02/2029	17	---	24/02	3.00	1	GGB-FXD-240229-17Y-2.000-1.000	---	---	---	10.0000 22/06/2015	---	---	---	---	---
165,460,943	1.00	3.00	Actual/Actual	24/02/2030	18	---	24/02	3.00	1	GGB-FXD-240230-18Y-2.000-1.000	---	---	---	10.0000 22/06/2015	---	---	---	---	---
129,007,241	1.00	3.00	Actual/Actual	24/02/2031	19	---	24/02	3.00	1	GGB-FXD-240231-19Y-2.000-1.000	---	---	---	10.0000 22/06/2015	---	---	---	---	---
126,192,683	1.00	3.00	Actual/Actual	24/02/2032	20	---	24/02	3.00	1	GGB-FXD-240232-20Y-2.000-1.000	---	---	---	10.0000 22/06/2015	---	---	---	---	---
146,905,168	1.00	3.00	Actual/Actual	24/02/2033	21	---	24/02	3.00	1	GGB-FXD-240233-21Y-2.000-1.000	---	---	---	10.0000 22/06/2015	---	---	---	---	---
154,475,606	1.00	3.00	Actual/Actual	24/02/2034	22	---	24/02	3.00	1	GGB-FXD-240234-22Y-2.000-1.000	---	---	---	10.0000 22/06/2015	---	---	---	---	---
144,429,441	1.00	3.00	Actual/Actual	24/02/2035	23	---	24/02	3.00	1	GGB-FXD-240235-23Y-2.000-1.000	---	---	---	10.0000 22/06/2015	---	---	---	---	---
166,211,676	1.00	3.00	Actual/Actual	24/02/2036	24	---	24/02	3.00	1	GGB-FXD-240236-24Y-2.000-1.000	---	---	---	10.0000 22/06/2015	---	---	---	---	---
145,461,669	1.00	3.00	Actual/Actual	24/02/2037	25	---	24/02	3.00	1	GGB-FXD-240237-25Y-2.000-1.000	---	---	---	10.0000 22/06/2015	---	---	---	---	---
146,941,087	1.00	3.00	Actual/Actual	24/02/2038	26	---	24/02	3.00	1	GGB-FXD-240238-26Y-2.000-1.000	---	---	---	10.0000 22/06/2015	---	---	---	---	---
135,115,612	1.00	3.00	Actual/Actual	24/02/2039	27	---	24/02	3.00	1	GGB-FXD-240239-27Y-2.000-1.000	---	---	---	10.0000 22/06/2015	---	---	---	---	---
141,909,637	1.00	3.00	Actual/Actual	24/02/2040	28	---	24/02	3.00	1	GGB-FXD-240240-28Y-2.000-1.000	---	---	---	10.0000 22/06/2015	---	---	---	---	---
136,788,720	1.00	3.00	Actual/Actual	24/02/2041	29	---	24/02	3.00	1	GGB-FXD-240241-29Y-2.000-1.000	---	---	---	10.0000 22/06/2015	---	---	---	---	---
163,643,410	1.00	3.00	Actual/Actual	24/02/2042	30	---	24/02	3.00	1	GGB-FXD-240242-30Y-2.000-1.000	---	---	---	10.0000 22/06/2015	---	---	---	---	---
4,000,000	1,000.00	3.88	Actual/Actual	12/03/2029	10	---	12/03	3.88	1	GGB-FXD-120329-10Y-3.875-1.000	---	---	---	---	---	100.0000	B	15/10/2019	
503,753	1,000.00	0.32	FLR Actual/360	16/09/2021	2	---	16/03 - 16/09	---	1	GGB-FLT-160921-02Y-0.319-1.000	---	---	---	---	---	---	---	---	---
3,000,000	1,000.00	3.38	Actual/Actual	15/02/2025	7	---	15/02	3.38	1	GGB-FXD-150225-07Y-3.375-1.000	---	---	---	---	---	---	---	---	---
250,250	1,000.00	2.90	Actual/Actual	20/03/2023	4	---	20/03	2.90	1	GGB-FXD-200323-04Y-2.900-1.000	---	---	---	---	---	---	---	---	---
964,000	1,000.00	3.25	Actual/Actual	20/03/2025	6	---	20/03	3.25	1	GGB-FXD-200325-06Y-3.250-1.000	---	---	---	---	---	---	---	---	---
2,100,000	1,000.00	3.55	Actual/Actual	20/03/2026	7	---	20/03	3.55	1	GGB-FXD-200326-07Y-3.550-1.000	---	---	---	---	---	---	---	---	---
2,500,000	1,000.00	1.88	Actual/Actual	23/07/2026	7	---	23/07	1.88	1	GGB-FXD-230726-07Y-1.875-1.000	---	---	---	---	---	---	---	---	---

## Government Bonds Notes

Transactions Volume = (Pieces) \* (Nominal Price). Transactions Value = (Pieces) \* (Nominal Price) \* (price %) + (Accrued interest).

The Value of current coupon for the issues with NV 0.01 euro refers to NV 100 euros

FLR: Floating Interest Rate.

[1] - The Expiration Date of the interest bearing period and the Date for coupon payment.



## Government Bonds

Number Listed Bonds	Nominal price	Today's Rate	Accrued Interest Calc	Exp. Date [1]	Duration (years)	Note	Coupons Date	Curr. coupon value	Trading Unit	Government Bonds	Price min	Price max	Closing price	Previous closing price/date	Volume	Transactions Value	Price	Last order Buy / Sell	Date
---------------------	---------------	--------------	-----------------------	---------------	------------------	------	--------------	--------------------	--------------	------------------	-----------	-----------	---------------	-----------------------------	--------	--------------------	-------	-----------------------	------

## Government Bonds Notes

Transactions Volume = (Pieces) \* (Nominal Price). Transactions Value = (Pieces) \* (Nominal Price) \* (price %) + (Accrued interest).

The Value of current coupon for the issues with NV 0.01 euro refers to NV 100 euros

FLR: Floating Interest Rate.

[1] - The Expiration Date of the interest bearing period and the Date for coupon payment.

## Treasury Bills &amp; Zero Coupon Government Bonds

Issue Date	13-Week Maturity									26-Week Maturity									52-Week Maturity								
	Exp. Date	Initial Rate	Num Listed Bonds	Nominal price	Issue price	Last Trade Price	Last Trade Date	Volume Traded	Note	Exp. Date	Initial Rate	Num Listed Bonds	Nominal price	Issue price	Last Trade Price	Last Trade Date	Volume Traded	Note	Exp. Date	Initial Rate	Num Listed Bonds	Nominal price	Issue price	Last Trade Price	Last Trade Date	Volume Traded	Note
15/03/2019	---	---	---	---	---	---	---	---	---	---	---	---	---	---	---	---	---	---	13/03/2020	0.95	1,000,000	1,000.00	990.50	---	---	---	---
14/06/2019	---	---	---	---	---	---	---	---	---	---	---	---	---	---	---	---	---	---	12/06/2020	0.47	1,000,000	1,000.00	995.30	---	---	---	---
13/09/2019	---	---	---	---	---	---	---	---	---	---	---	---	---	---	---	---	---	---	11/09/2020	0.29	1,000,000	1,000.00	997.05	---	---	---	---

Bonds in Circulation	Currency / Min nominal traded Value	Coupons Payment Date	Current Coupon Value	Note	Coupon	Trading Unit	Issue Date	Duration (years)	Today's Interest	A.I.C in days	Bonds	Last price of previous days		Last Outcry in Cash (euro)		Trades in Pieces	Life min	Life Max	
												Price	05/02/1996	Buy / Sell	Date				
<b>Corporate Bonds in Foreign Currency and Euro</b>																			
103,746	GBP / 10	01/12	0.25	---	61	1	01/12/1930	98	2.5	360	National Mortgage Bank	2.27	05/02/1996	2.27	S	05/02/1996	---	2.27	2.27
0	GBP / 10	01/12	0.25	---	63	1	01/12/1928	100	2.5	360	National Mortgage Bank	---	---	---	---	---	---	---	---

## Government Bonds Notes

A.I.C: Accrued Interest Calculation base.

FLR: Floating Interest Rate.

The minimum tradeable Nominal Value for all Demeterialised Government Titles is 100 Euros.

(μτφρ-0)

Athex & ATHEXClear Members List

Member Name				Stock Market			Derivatives Market		ATHEXClear Member	
	Address	Phone	Fax	Market Member	Remote Member	Market Maker	Proprietary	Market Maker	General Clearing	Direct Clearing
A. SARRIS SECURITIES S.A.				a						
6, ΔΡΑΓΑΤΣΑΝΙΟΥ ΑΘΗΝΑ	2103367700									
ALPHA BANK A.E.									a	
40, ΣΤΑΔΙΟΥ STR ΑΘΗΝΑ	(210)-3260000	(210)-3264116								
103, AVE. ΑΘΗΝΩΝ ΑΘΗΝΑ	+30 2103436820	210-3436270								
40, ΣΤΑΔΙΟΥ STR ΑΘΗΝΑ	(210)-3265546	(210)-3265811								
ALPHA FINANCE INVESTMENT SERVICES S.A.				a		a	a	a		a
5, ΜΕΡΛΙΝ 5 ΑΘΗΝΑ	2103487205									
ARGUS STOCKBROKERS LTD				a	a		a			
25, Α.ΚΕΝΝΕΤΥ 12-14 Γ' ΟΡΟΦΟΣ, Τ.Θ.24863	0035722717000									
ATLANTIC SECURITIES LIMITED				a	a					
37, ΠΡΟΔΡΟΜΟΥ 37	0035722445400									
AXON SECURITIES S.A.				a			a			
48, ΣΤΑΔΙΟΥ 48 ΑΘΗΝΑ	2103363800									
BETA SECURITIES S.A.				a		a	a			a
29, Α.ΑΛΕΞΑΝΔΡΑΣ 29 ΑΘΗΝΑ	2106478900									
BNP PARIBAS SECURITIES SERVICES									a	
2, ΛΑΜΨΑΚΟΥ 2 ΑΘΗΝΑ	2107468525									
BOFA SECURITIES EUROPE SA				a	a					
, 112 AVENUE KL'BER 75116										
CAPITAL SECURITIES S.A.				a			a			
58, ΜΗΤΡΟΠΟΛΕΩΣ 58 ΑΘΗΝΑ	+30 2103369700									
CFS SECURITIES INVESTMENT SERVICES S.A.				a						
3, ΠΑΠΑΡΡΗΓΟΠΟΥΛΟΥ 3 ΑΘΗΝΑ	+30 2103360800									
CITIGROUP GLOBAL MARKETS EUROPE AG				a	a					
16, REUTERWEG FRANKFURT 16										
CITIGROUP GLOBAL MARKETS LIMITED				a	a					
1, 33 CANADA SQUARE -CANARY WHARF	+44 02079864000									
CREDIT SUISSE SECURITIES (EUROPE) LIMITED				a	a					
1, ONE CABOT SQUARE LONDON	+44 2078888888									
CREDIT SUISSE SECURITIES SV				a	a					
, CALLE AYALA 42, 3A PLANTA-B MADRID										
CYCLOS SECURITIES S.A.				a			a			a
39, ΠΑΝΕΠΙΣΤΗΜΙΟΥ 39 ΑΘΗΝΑ	6944589533									
DEUTSCHE BANK S.A.					a					
1, GREAT WINCHESTER STREET LONDON	+44 20 754 54209	00441133361437								
DYNAMIC SECURITIES S.A.				a			a			a
, ΤΡΑΛΛΕΩΝ 2 & Α.ΖΥΓΤΡΟΥ 223 ΝΕΑ ΣΜΥΡΝΗ	2103677700									
EUROBANK EQUITIES INVESTMENT FIRM S.A.				a		a	a	a		a
, ΦΙΛΕΛΛΗΝΩΝ 10 & ΞΕΝΟΦΩΝΤΟΣ 13 ΑΘΗΝΑ	2103720000									
EUROBANK ERGASIAS S.A.									a	
8, ΟΘΩΝΟΣ STR. ΑΘΗΝΑ	(210)-3337969	(210)-3245916								
	(210)-3337000	(210)-3233866								
8, ΟΘΩΝΟΣ ΑΘΗΝΑ	+30 2103337000	210-3245916								
EUROCORP INVESTMENT SERVICES S.A.				a			a			a
14, ΠΛ.ΦΙΛΙΚΗΣ ΕΤΑΙΡΕΙΑΣ 14 ΑΘΗΝΑ	210-7263600									
EUROTRUST INVESTMENT FIRM SA				a						
113, ΞΕΒΑΣΤΟΥΠΟΛΕΩΣ 113 ΑΘΗΝΑ	2103363100									
EUROXX SECURITIES S.A.				a		a	a	a		a
7, ΠΑΛΑΙΟΛΟΓΟΥ ΧΑΛΑΝΔΡΙ	(210)-6879400	(210)-6879401								
7, ΠΑΛΕΟΛΟΓΟΥ ΧΑΛΑΝΔΡΙ	+30 2106879400	210-6879401								
G. A. PERVANAS SECURITIES- INVESTMENT SERVICES S.A.				a						
7-9, ΣΟΦΟΚΛΕΟΥΣ 7-9 ΑΘΗΝΑ	2103727200									
GLOBAL CAPITAL SECURITIES & FINANCIAL SERVICES LTD				a	a					
50, P.O. BOX 16099	0035722710710									
HELLENIC AMERICAN SECURITIES S.A.				a		a	a			a
27, ΑΝΔΡΕΑ ΠΑΠΑΝΔΡΕΟΥ 27 ΜΑΡΟΥΣΙ	2103311100									
HELLENIC BANK (INVESTMENTS) LTD					a					
, AVE.ΚΥΡΙΑΚΟΥ ΜΑΤΣΙ 31 - PO BOX 24747 NICOSIA	+357 22500100	357 22500110								
HSBC FRANCE									a	
109-111, Α.ΜΕΣΟΓΕΙΩΝ 109-111	2106961125									
INDEX SECURITIES S.A.				a						
6, ΔΡΑΓΑΤΣΑΝΙΟΥ 6 ΑΘΗΝΑ	6944589533									

Athex & ATHEXClear Members List

Member Name				Stock Market			Derivatives Market		ATHEXClear Member	
	Address	Phone	Fax	Market Member	Remote Member	Market Maker	Proprietary	Market Maker	General Clearing	Direct Clearing
J. CHR. MAVRIKIS SECURITIES S.A.				a						
5, ΣΟΦΟΚΛΕΟΥΣ 5 ATHINA	2103240185									
KAPPA SECURITIES S.A.				a			a			
15, ΒΑΛΛΑΡΠΙΤΟΥ 15 ATHINA	2103610371									
KARAMANOF SECURITIES & INVESTMENT SERVICES S.A.				a			a			
2, ΠΛ.ΑΓ.ΘΕΟΔΩΡΩΝ 2 ATHINA	+30 2103212947									
LAIKI FINANCIAL SERVICES LTD					a					
26, AVE. VYRONOS NICOSIA	357 22367367	357 22718567								
LEON DEPOLAS SECURITIES S.A.				a		a	a			
1, ΧΡΗΣΤΟΥ ΛΑΔΑ 1 ATHINA	2103213276 -28									
MEGA EQUITY SECURITIES & FINANCIAL SERVICES PUBLIC LTD				a	a		a			
42-44, ΛΕΩΦ.ΓΡΙΒΑ ΔΙΓΕΝΗ 42-44	0035722711711									
MERIT SECURITIES S.A				a		a	a			a
5, ΣΟΦΟΚΛΕΟΥΣ 5 ATHINA	2103671880									
MERRILL LYNCH INTERNATIONAL				a	a					
2 , 2 KING EDWARD STREET LONDON	9256752391									
N. CHRYSOCHOIDIS SECURITIES S.A.				a			a			a
7-9, ΣΟΦΟΚΛΕΟΥΣ 7-9 ATHINA	2103213913									
NATIONAL BANK OF GREECE S.A.				a		a	a		a	
86, ΑΙΟΛΟΥ STR. ATHINA	(210)-3341000	(210)-3228187								
68, ΑΚΑΔΙΜΙΑΣ STR. ATHINA	(210)-3328817	(210)-3328678								
NATIONAL SECURITIES S.A.				a		a	a	a		
66, ΛΕΩΦ. ΚΗΦΙΣΙΑΣ 66 (ΚΤΗΡΙΟ Α) MAROUSI	2107720000									
NUNTIUS BROKERAGE AND INVESTMENT SERVICES S.A				a						
6, ΔΡΑΓΑΤΣΑΝΙΟΥ 6 ATHINA	2103350599									
ONE PLUS CAPITAL LIMITED				a	a					
, 75 PRODROMOU AVENUE NICOSIA 1307	35722873760									
OPTIMA BANK S.A.				a		a	a	a	a	
32 , ΑΙΓΙΑΛΕΙΑΣ 32 & ΠΑΡΑΔΕΙΣΟΥ MAROUSI	2108173662									
PANTELAKIS SECURITIES S.A.				a		a	a	a		
57, ΕΘΝΙΚΗΣ ΑΝΤΙΣΤΑΣΕΩΣ 57, ΚΤΙΠΙΟ Β CHALANDRI	2106965000									
PEGASUS SECURITIES S.A				a			a			
17 , ΒΑΛΛΑΡΠΙΤΟΥ 17 & ΑΜΕΡΙΚΗΣ ATHINA	2103670700									
PIRAEUS BANK S.A.				a			a		a	
4, ΑΜΕΡΙΚΗΣ ATHINA	+30 2103335000	210-3335079								
4, ΑΜΕΡΙΚΗΣ STR ATHINA	(210)-3335918	(210)-3254207								
4, ΑΜΕΡΙΚΗΣ STR. ATHINA	(210)-3335000	(210)-3335079								
PIRAEUS SECURITIES S. A.				a		a	a	a		a
10, ΣΤΑΔΙΟΥ 10 10 ATHINA	2103354100									
PROCHOICE SECURITIES LTD				a	a					
57, ΛΕΩΦ.ΣΠΥΡΟΥ ΚΥΠΡΙΑΝΟΥ 57, ΑΚΙΝΗΤΑ Φ	0035724661192									
SHARELINK SECURITIES & FINANCIAL SERVICES LTD				a	a		a			
6 , ELLINAS HOUSE-ΘΕΟΤΟΚΗ 6	0035722554436									
SOCIETE GENERALE S.A.				a	a		a			
, 17 COURS VALMY, CEDEX	+33 157290504									
SOLIDUS SECURITIES S.A				a			a			a
64, ΛΟΥΙΖΗΣ ΠΙΑΝΚΟΥΡ 64 ATHINA	2106900600									
ST. EM. LAVRENTAKIS SECURITIES S.A.				a			a			
7-9, ΣΟΦΟΚΛΕΟΥΣ 7-9 ATHINA	2103213336									
THE CYPRUS INVESTMENT & SECURITIES CORPORATION LTD				a	a					
154, ΕΒΡΟΥ 4	0035722121700									
UBS EUROPE SE				a	a					
, OPERNTURM, BOCKENHEIMER LANDSTRASSE 2-4 2-4	00496921790									
UBS LIMITED					a					
1 , FINSBURY AVENUE LONDON	+44 2075687135									

List of Stocks under Market Making operations

Securities	Stock Category
Market Maker	Start Market Making
<b>ALPHA ETF FTSE Athex Large Cap</b>	<b>Exchange Traded Funds (ETFs)</b>
ALPHA FINANCE INVESTMENT SERVICES S.A.	02/01/1900
ALPHA FINANCE INVESTMENT SERVICES S.A.	25/01/2013
NATIONAL SECURITIES S.A.	02/01/1900
NATIONAL SECURITIES S.A.	07/04/2013
<b>ADMIE (IPTO) HOLDING S.A. (CR)</b>	<b>Main Market</b>
PIRAEUS SECURITIES S. A.	29/06/2017
<b>ALPHA BANK (CR)</b>	<b>Main Market</b>
ALPHA FINANCE INVESTMENT SERVICES S.A.	29/02/2016
EUROBANK EQUITIES INVESTMENT FIRM S.A	22/10/2006
EUROBANK EQUITIES INVESTMENT FIRM S.A	24/10/2012
HELLENIC AMERICAN SECURITIES S.A.	06/02/2019
HELLENIC AMERICAN SECURITIES S.A.	25/07/2014
LEON DEPOLAS SECURITIES S.A.	04/01/2016
MERIT SECURITIES S.A	03/09/2013
MERIT SECURITIES S.A	03/09/2012
NATIONAL SECURITIES S.A.	15/01/2013
NATIONAL SECURITIES S.A.	02/01/1900
PIRAEUS SECURITIES S. A.	28/05/2009
PIRAEUS SECURITIES S. A.	28/05/2013
<b>ALUMIL (CR)</b>	<b>Main Market</b>
BETA SECURITIES S.A.	18/07/2013
<b>AS COMPANY SA (CR)</b>	<b>Main Market</b>
EUROBANK EQUITIES INVESTMENT FIRM S.A	01/04/2019
<b>ATTICA BANK S.A. (CR)</b>	<b>Main Market</b>
EUROBANK EQUITIES INVESTMENT FIRM S.A	11/11/2019
EUROXX SECURITIES S.A.	22/01/2016
PIRAEUS SECURITIES S. A.	20/09/2017
<b>ATTICA HOLDINGS (CR)</b>	<b>Main Market</b>
HELLENIC AMERICAN SECURITIES S.A.	28/12/2017
<b>AUTOHELLAS SA (CR)</b>	<b>Main Market</b>
ALPHA FINANCE INVESTMENT SERVICES S.A.	01/07/2019
EUROXX SECURITIES S.A.	02/07/2018
<b>AVAX S.A. (CR)</b>	<b>Main Market</b>
EUROBANK EQUITIES INVESTMENT FIRM S.A	14/12/2015
<b>BRIQ PROPERTIES (CR)</b>	<b>Main Market</b>
EUROBANK EQUITIES INVESTMENT FIRM S.A	09/09/2019
EUROBANK EQUITIES INVESTMENT FIRM S.A	09/01/2019
<b>BYTE COMPUTER SA (CR)</b>	<b>Main Market</b>
MERIT SECURITIES S.A	04/08/2008
MERIT SECURITIES S.A	04/08/2013
<b>CC HBC AG (CR)</b>	<b>Main Market</b>
NATIONAL SECURITIES S.A.	29/04/2013
NATIONAL SECURITIES S.A.	02/01/1900
PIRAEUS SECURITIES S. A.	04/05/2015
<b>CENERGY HOLDINGS (CB)</b>	<b>Main Market</b>
ALPHA FINANCE INVESTMENT SERVICES S.A.	02/01/2017
ALPHA FINANCE INVESTMENT SERVICES S.A.	02/01/2016
EUROBANK EQUITIES INVESTMENT FIRM S.A	02/01/2017
EUROBANK EQUITIES INVESTMENT FIRM S.A	02/01/2016
<b>CNL CAPITAL (CR)</b>	<b>Main Market</b>
MERIT SECURITIES S.A	01/10/2018
<b>EKTER SA (CR)</b>	<b>Main Market</b>
EUROBANK EQUITIES INVESTMENT FIRM S.A	16/10/2017
LEON DEPOLAS SECURITIES S.A.	21/05/2018
<b>ELASTRON (CR)</b>	<b>Main Market</b>
LEON DEPOLAS SECURITIES S.A.	20/02/2017
<b>ELLAKTOR (CR)</b>	<b>Main Market</b>
ALPHA FINANCE INVESTMENT SERVICES S.A.	18/03/2019
ALPHA FINANCE INVESTMENT SERVICES S.A.	14/03/2019
EUROXX SECURITIES S.A.	24/09/2018
HELLENIC AMERICAN SECURITIES S.A.	14/01/2019
NATIONAL SECURITIES S.A.	25/06/2013
NATIONAL SECURITIES S.A.	02/01/1900
PIRAEUS SECURITIES S. A.	22/10/2018
<b>ELTON SA (CR)</b>	<b>Main Market</b>
BETA SECURITIES S.A.	03/09/2012
BETA SECURITIES S.A.	03/09/2013
LEON DEPOLAS SECURITIES S.A.	01/04/2019

List of Stocks under Market Making operations

Securities	Market Maker	Start Market Making	Stock Category
<b>ELVALHALCOR (CR)</b>			Main Market
	ALPHA FINANCE INVESTMENT SERVICES S.A.	07/05/2018	
	EUROBANK EQUITIES INVESTMENT FIRM S.A	07/05/2018	
<b>EUROBANK ERGASIAS (CR)</b>			Main Market
	ALPHA FINANCE INVESTMENT SERVICES S.A.	08/01/2013	
	ALPHA FINANCE INVESTMENT SERVICES S.A.	09/01/2006	
	EUROBANK EQUITIES INVESTMENT FIRM S.A	01/06/2012	
	EUROBANK EQUITIES INVESTMENT FIRM S.A	01/06/2013	
	HELLENIC AMERICAN SECURITIES S.A.	25/07/2014	
	LEON DEPOLAS SECURITIES S.A.	30/11/2018	
	MERIT SECURITIES S.A	06/11/2017	
	NATIONAL SECURITIES S.A.	01/01/2017	
	NATIONAL SECURITIES S.A.	02/01/1900	
	PIRAEUS SECURITIES S. A.	28/09/2013	
	PIRAEUS SECURITIES S. A.	28/09/2009	
<b>EUROPEAN RELIANCE INSUR. (CR)</b>			Main Market
	EUROBANK EQUITIES INVESTMENT FIRM S.A	08/07/2019	
	PANTELAKIS SECURITIES S.A.	15/07/2019	
<b>EYDAP S.A. (CR)</b>			Main Market
	EUROBANK EQUITIES INVESTMENT FIRM S.A	10/06/2019	
<b>FOURLIS (CR)</b>			Main Market
	EUROBANK EQUITIES INVESTMENT FIRM S.A	01/12/2016	
	PIRAEUS SECURITIES S. A.	06/03/2017	
<b>GEK TERNA (CR)</b>			Main Market
	HELLENIC AMERICAN SECURITIES S.A.	07/09/2015	
	PIRAEUS SECURITIES S. A.	29/08/2019	
<b>GR. SARANTIS S.A. (CR)</b>			Main Market
	BETA SECURITIES S.A.	14/05/2012	
	BETA SECURITIES S.A.	14/05/2013	
	EUROBANK EQUITIES INVESTMENT FIRM S.A	24/10/2016	
<b>HELLENIC EXCHANGES-A.S.E. (CR)</b>			Main Market
	NATIONAL SECURITIES S.A.	25/06/2013	
	NATIONAL SECURITIES S.A.	02/01/1900	
	PIRAEUS SECURITIES S. A.	04/05/2015	
<b>HELLENIC PETROLEUM (CR)</b>			Main Market
	HELLENIC AMERICAN SECURITIES S.A.	14/09/2015	
	PIRAEUS SECURITIES S. A.	20/03/2017	
<b>IKTINOS HELLAS SA (CR)</b>			Main Market
	ALPHA FINANCE INVESTMENT SERVICES S.A.	01/04/2019	
	EUROBANK EQUITIES INVESTMENT FIRM S.A	25/02/2019	
	NATIONAL SECURITIES S.A.	02/01/1900	
	NATIONAL SECURITIES S.A.	24/07/2019	
<b>INTERCONTINENTAL (CR)</b>			Main Market
	LEON DEPOLAS SECURITIES S.A.	03/06/2019	
<b>INTRACOM HOLDINGS (CR)</b>			Main Market
	LEON DEPOLAS SECURITIES S.A.	08/10/2018	
<b>INTRALOT (CR)</b>			Main Market
	EUROBANK EQUITIES INVESTMENT FIRM S.A	01/06/2012	
	EUROBANK EQUITIES INVESTMENT FIRM S.A	18/12/2017	
	EUROXX SECURITIES S.A.	12/06/2017	
	HELLENIC AMERICAN SECURITIES S.A.	30/05/2018	
	PANTELAKIS SECURITIES S.A.	07/05/2018	
	PIRAEUS SECURITIES S. A.	28/09/2009	
	PIRAEUS SECURITIES S. A.	28/09/2013	
<b>JUMBO SA (CR)</b>			Main Market
	MERIT SECURITIES S.A	06/11/2017	
	PIRAEUS SECURITIES S. A.	06/03/2017	
<b>KARAMOLEGOS SA (CR)</b>			Main Market
	EUROXX SECURITIES S.A.	04/10/2019	
<b>KLOUKINAS - LAPPAS SA (CR)</b>			Main Market
	BETA SECURITIES S.A.	22/09/2014	
<b>KRI-KRI S.A. (CR)</b>			Main Market
	EUROBANK EQUITIES INVESTMENT FIRM S.A	07/05/2018	
	LEON DEPOLAS SECURITIES S.A.	16/01/2017	
<b>LAMDA DEVELOPMENT SA (CR)</b>			Main Market
	EUROBANK EQUITIES INVESTMENT FIRM S.A	08/12/2014	
	PANTELAKIS SECURITIES S.A.	06/11/2017	
	PIRAEUS SECURITIES S. A.	29/06/2017	

List of Stocks under Market Making operations

Securities	Stock Category
Market Maker	Start Market Making
<b>LAMPSPA HOTEL SA (CR)</b>	<b>Main Market</b>
LEON DEPOLAS SECURITIES S.A.	16/01/2017
<b>MARFIN INVESTMENT GROUP (CR)</b>	<b>Main Market</b>
PIRAEUS SECURITIES S. A.	02/02/2013
PIRAEUS SECURITIES S. A.	02/02/2009
<b>MLS MULTIMEDIA SA (CR)</b>	<b>Main Market</b>
PIRAEUS SECURITIES S. A.	01/08/2019
<b>MOTOR OIL (CR)</b>	<b>Main Market</b>
HELLENIC AMERICAN SECURITIES S.A.	01/09/2014
LEON DEPOLAS SECURITIES S.A.	01/04/2019
MERIT SECURITIES S.A	25/02/2019
NATIONAL SECURITIES S.A.	17/02/2014
NATIONAL SECURITIES S.A.	02/01/1900
PIRAEUS SECURITIES S. A.	04/05/2015
<b>MYTILINEOS (CR)</b>	<b>Main Market</b>
ALPHA FINANCE INVESTMENT SERVICES S.A.	15/04/2019
EUROBANK EQUITIES INVESTMENT FIRM S.A	20/09/2017
MERIT SECURITIES S.A	25/02/2019
NATIONAL SECURITIES S.A.	02/01/1900
NATIONAL SECURITIES S.A.	25/06/2013
PIRAEUS SECURITIES S. A.	04/05/2015
<b>NATIONAL BANK (CR)</b>	<b>Main Market</b>
ALPHA FINANCE INVESTMENT SERVICES S.A.	08/01/2013
ALPHA FINANCE INVESTMENT SERVICES S.A.	09/01/2006
EUROBANK EQUITIES INVESTMENT FIRM S.A	24/10/2012
EUROBANK EQUITIES INVESTMENT FIRM S.A	22/10/2006
HELLENIC AMERICAN SECURITIES S.A.	25/07/2014
LEON DEPOLAS SECURITIES S.A.	20/04/2015
LEON DEPOLAS SECURITIES S.A.	20/05/2015
MERIT SECURITIES S.A	03/09/2013
MERIT SECURITIES S.A	03/09/2012
NATIONAL SECURITIES S.A.	02/01/1900
NATIONAL SECURITIES S.A.	28/02/2013
PIRAEUS SECURITIES S. A.	08/09/2008
PIRAEUS SECURITIES S. A.	08/09/2013
<b>OPAP (CR)</b>	<b>Main Market</b>
ALPHA FINANCE INVESTMENT SERVICES S.A.	08/01/2013
ALPHA FINANCE INVESTMENT SERVICES S.A.	09/01/2006
EUROBANK EQUITIES INVESTMENT FIRM S.A	22/10/2006
EUROBANK EQUITIES INVESTMENT FIRM S.A	24/10/2012
HELLENIC AMERICAN SECURITIES S.A.	25/07/2014
MERIT SECURITIES S.A	20/03/2017
NATIONAL SECURITIES S.A.	15/01/2013
NATIONAL SECURITIES S.A.	02/01/1900
PIRAEUS SECURITIES S. A.	04/05/2015
<b>OTE (CR)</b>	<b>Main Market</b>
ALPHA FINANCE INVESTMENT SERVICES S.A.	08/01/2013
ALPHA FINANCE INVESTMENT SERVICES S.A.	09/01/2006
EUROBANK EQUITIES INVESTMENT FIRM S.A	22/10/2006
EUROBANK EQUITIES INVESTMENT FIRM S.A	24/10/2012
HELLENIC AMERICAN SECURITIES S.A.	25/07/2014
LEON DEPOLAS SECURITIES S.A.	01/04/2019
LEON DEPOLAS SECURITIES S.A.	20/04/2015
MERIT SECURITIES S.A	20/03/2017
NATIONAL SECURITIES S.A.	01/12/2012
NATIONAL SECURITIES S.A.	02/01/1900
PIRAEUS SECURITIES S. A.	08/09/2013
PIRAEUS SECURITIES S. A.	08/09/2008
<b>P.P.A. S.A. (CR)</b>	<b>Main Market</b>
EUROBANK EQUITIES INVESTMENT FIRM S.A	06/02/2019
<b>PAPOUTSANIS (CR)</b>	<b>Main Market</b>
ALPHA FINANCE INVESTMENT SERVICES S.A.	19/11/2018
BETA SECURITIES S.A.	25/11/2013
<b>PETROPOULOS PETROS (CR)</b>	<b>Main Market</b>
EUROBANK EQUITIES INVESTMENT FIRM S.A	01/04/2019



List of Stocks under Market Making operations

Securities	Market Maker	Start Market Making	Stock Category
<b>PIRAEUS BANK (CR)</b>			<b>Main Market</b>
	ALPHA FINANCE INVESTMENT SERVICES S.A.	15/04/2019	
	EUROBANK EQUITIES INVESTMENT FIRM S.A	23/10/2012	
	EUROBANK EQUITIES INVESTMENT FIRM S.A	22/10/2006	
	EUROXX SECURITIES S.A.	15/02/2016	
	HELLENIC AMERICAN SECURITIES S.A.	25/07/2014	
	HELLENIC AMERICAN SECURITIES S.A.	14/01/2019	
	LEON DEPOLAS SECURITIES S.A.	30/11/2018	
	MERIT SECURITIES S.A	16/09/2013	
	NATIONAL SECURITIES S.A.	02/06/2013	
	NATIONAL SECURITIES S.A.	02/01/1900	
	PIRAEUS SECURITIES S. A.	16/02/2013	
	PIRAEUS SECURITIES S. A.	16/02/2009	
<b>PLAISIO COMPUTERS SA (CR)</b>			<b>Main Market</b>
	BETA SECURITIES S.A.	05/05/2014	
	EUROBANK EQUITIES INVESTMENT FIRM S.A	02/03/2015	
<b>PPC (CR)</b>			<b>Main Market</b>
	ALPHA FINANCE INVESTMENT SERVICES S.A.	08/01/2013	
	ALPHA FINANCE INVESTMENT SERVICES S.A.	23/07/2018	
	ALPHA FINANCE INVESTMENT SERVICES S.A.	09/01/2006	
	EUROBANK EQUITIES INVESTMENT FIRM S.A	22/10/2006	
	EUROBANK EQUITIES INVESTMENT FIRM S.A	23/10/2012	
	MERIT SECURITIES S.A	06/11/2017	
	NATIONAL SECURITIES S.A.	02/01/1900	
	NATIONAL SECURITIES S.A.	26/03/2013	
	PIRAEUS SECURITIES S. A.	28/09/2009	
	PIRAEUS SECURITIES S. A.	28/09/2013	
<b>PROFILE SA (CR)</b>			<b>Main Market</b>
	PANTELAKIS SECURITIES S.A.	01/07/2019	
<b>QUALITY &amp; RELIABILITY SA (CR)</b>			<b>Main Market</b>
	BETA SECURITIES S.A.	20/08/2014	
<b>QUEST HOLDINGS (CR)</b>			<b>Main Market</b>
	BETA SECURITIES S.A.	26/03/2018	
	EUROBANK EQUITIES INVESTMENT FIRM S.A	28/01/2019	
<b>SPIROY AGRICULTURE SA (CR)</b>			<b>Main Market</b>
	EUROBANK EQUITIES INVESTMENT FIRM S.A	02/09/2019	
<b>TERNA ENERGY (CR)</b>			<b>Main Market</b>
	PIRAEUS SECURITIES S. A.	09/12/2019	
<b>THRACE PLASTICS SA (CR)</b>			<b>Main Market</b>
	ALPHA FINANCE INVESTMENT SERVICES S.A.	26/03/2018	
	EUROBANK EQUITIES INVESTMENT FIRM S.A	26/03/2018	
<b>TITAN CEMENT (CB)</b>			<b>Main Market</b>
	EUROBANK EQUITIES INVESTMENT FIRM S.A	07/11/2019	
	EUROBANK EQUITIES INVESTMENT FIRM S.A	06/11/2019	
<b>VIOHALCO SA/NV (CB)</b>			<b>Main Market</b>
	ALPHA FINANCE INVESTMENT SERVICES S.A.	11/03/2008	
	ALPHA FINANCE INVESTMENT SERVICES S.A.	17/02/2014	
	EUROBANK EQUITIES INVESTMENT FIRM S.A	04/03/2014	
	EUROBANK EQUITIES INVESTMENT FIRM S.A	01/01/2017	
	MERIT SECURITIES S.A	17/03/2014	

Underlying Asset				Derivatives Market													
Price max	Price min	Closing price	change	Delivery Month	Open price	Price max	Price min	Last price	Closing price	Last Bid	Last Ask	Fixing price*	Life high	Life low	Trades	Volume	Open Interest
<b>FTSE/Athex Large Cap</b>																	
2,278.13	2,256.71	2,262.76	-0.67%	December 2019	2,271.50	2,274.75	2,260.00	2,261.50	2,261.50	---	---		2,279.00	---	145	2,435	4,153
				January 2020	2,277.00	2,279.00	2,260.50	2,263.00	2,263.00	---	---		2,279.25	---	284	3,227	6,756
				February 2020	2,271.00	2,271.00	2,263.25	2,263.25	2,263.25	---	---		2,271.00	---	5	15	72
				March 2020	---	---	---	---	2,290.00	---	---		---	---	---	---	---
				June 2020	---	---	---	---	2,301.50	---	---		---	---	---	---	---
				September 2020	---	---	---	---	2,313.00	---	---		---	---	---	---	---

(Trade Unit: 1 Index Point x 2E, Cash Settlement)

Derivatives notes

Fixing prices and final open positions can be retrieved from the following path <http://www.helex.gr/el/web/guest/statistics-end-of-day-derivatives>

Underlying Asset				Derivatives Market													
Price max	Price min	Closing price	change	Delivery Month	Open price	Price max	Price min	Last price	Closing price	Last Bid	Last Ask	Fixing price*	Life high	Life low	Trades	Volume	Open Interest
<b>ADMIE (IPTO) HOLDING S.A. (CR)</b>				(Contract Size: 100 Securities, Physical Delivery)													
2.465	2.385	2.4	-1.24%	December 2019	2.43	2.46	2.37	2.44	2.44	---	---	---	2.46	---	63	469	2,355
				March 2020	2.42	2.49	2.41	2.47	2.47	---	---	---	2.49	---	61	393	5,471
				June 2020	---	---	---	---	2.45	---	---	---	---	---	---	---	---
				September 2020	---	---	---	---	2.47	---	---	---	---	---	---	---	---
<b>ALPHA BANK (CR)</b>				(Contract Size: 100 Securities, Physical Delivery)													
1.909	1.877	1.9	-0.32%	December 2019	1.90	1.90	1.88	1.90	1.90	---	---	---	1.99	---	182	8,232	21,467
				March 2020	1.92	1.92	1.90	1.91	1.91	---	---	---	1.93	---	158	5,595	29,771
				June 2020	---	---	---	---	1.93	---	---	---	---	---	---	---	---
				September 2020	---	---	---	---	1.94	---	---	---	---	---	---	---	---
<b>ATTICA BANK S.A. (CR)</b>				(Contract Size: 100 Securities, Physical Delivery)													
0.402	0.3825	0.3835	-3.16%	December 2019	0.396	0.396	0.381	0.381	0.381	---	---	---	0.468	---	19	784	1,082
				March 2020	0.385	0.403	0.379	0.388	0.388	---	---	---	0.485	---	22	785	7,444
				June 2020	---	---	---	---	0.400	---	---	---	---	---	---	---	---
				September 2020	---	---	---	---	0.402	---	---	---	---	---	---	---	---
<b>CC HBC AG (CR)</b>				(Contract Size: 100 Securities, Physical Delivery)													
30.19	29.69	29.77	-1.42%	December 2019	30.20	30.20	29.80	29.87	29.87	---	---	---	31.38	---	12	42	164
				March 2020	30.10	30.40	29.80	29.97	29.97	---	---	---	30.40	---	18	61	200
				June 2020	---	---	---	---	30.51	---	---	---	---	---	---	---	---
				September 2020	---	---	---	---	30.66	---	---	---	---	---	---	---	---
<b>CENERGY HOLDINGS (CB)</b>				(Contract Size: 100 Securities, Physical Delivery)													
1.34	1.29	1.33	1.99%	December 2019	1.30	1.33	1.28	1.33	1.33	---	---	---	1.46	---	51	479	1,931
				March 2020	1.32	1.36	1.29	1.34	1.34	---	---	---	1.36	---	25	338	6,777
				June 2020	---	---	---	---	1.32	---	---	---	---	---	---	---	---
				September 2020	---	---	---	---	1.32	---	---	---	---	---	---	---	---
<b>ELLAKTOR (CR)</b>				(Contract Size: 100 Securities, Physical Delivery)													
1.688	1.656	1.662	0.12%	December 2019	1.66	1.68	1.65	1.66	1.66	---	---	---	2.27	---	151	2,283	9,259
				March 2020	1.67	1.71	1.67	1.68	1.68	---	---	---	1.76	---	153	2,034	19,045
				June 2020	---	---	---	---	1.68	---	---	---	---	---	---	---	---
				September 2020	---	---	---	---	1.69	---	---	---	---	---	---	---	---
<b>EUROBANK ERGASIAS (CR)</b>				(Contract Size: 100 Securities, Physical Delivery)													
0.886	0.863	0.868	-0.97%	December 2019	0.880	0.884	0.864	0.869	0.869	---	---	---	0.994	---	125	8,541	21,652
				March 2020	0.886	0.898	0.876	0.881	0.881	---	---	---	0.935	---	201	10,582	32,706
				June 2020	---	---	---	---	0.885	---	---	---	---	---	---	---	---
				September 2020	---	---	---	---	0.890	---	---	---	---	---	---	---	---

## Derivatives notes

Fixing prices and final open positions can be retrieved from the following path <http://www.helex.gr/el/web/guest/statistics-end-of-day-derivatives>

Underlying Asset				Derivatives Market													
Price max	Price min	Closing price	change	Delivery Month	Open price	Price max	Price min	Last price	Closing price	Last Bid	Last Ask	Fixing price*	Life high	Life low	Trades	Volume	Open Interest
<b>EYDAP S.A. (CR)</b>				(Contract Size: 100 Securities, Physical Delivery)													
7.65	7.59	7.6	0.00%	December 2019	7.60	7.62	7.56	7.60	7.60	---	---	---	8.18	---	17	167	152
				March 2020	7.52	7.71	7.52	7.66	7.66	---	---	---	7.73	---	17	258	548
				June 2020	---	---	---	---	7.68	---	---	---	---	---	---	---	---
				September 2020	---	---	---	---	7.72	---	---	---	---	---	---	---	---
<b>FOURLIS (CR)</b>				(Contract Size: 100 Securities, Physical Delivery)													
5.77	5.48	5.72	0.88%	December 2019	5.67	5.67	5.67	5.67	5.67	---	---	---	5.67	---	3	28	141
				March 2020	5.72	5.72	5.72	5.72	5.72	---	---	---	5.72	---	3	28	26
				June 2020	---	---	---	---	5.73	---	---	---	---	---	---	---	---
				September 2020	---	---	---	---	5.76	---	---	---	---	---	---	---	---
<b>GEK TERNA (CR)</b>				(Contract Size: 100 Securities, Physical Delivery)													
7.18	7	7.17	1.13%	December 2019	7.09	7.13	7.06	7.13	7.13	---	---	---	7.17	---	35	418	2,067
				March 2020	7.14	7.22	7.02	7.20	7.20	---	---	---	7.22	---	49	570	10,742
				June 2020	---	---	---	---	7.16	---	---	---	---	---	---	---	---
				September 2020	---	---	---	---	7.20	---	---	---	---	---	---	---	---
<b>HELLENIC EXCHANGES-A.S.E. (CR)</b>				(Contract Size: 102 Securities, Physical Delivery)													
4.68	4.62	4.645	-0.11%	December 2019	4.65	4.65	4.60	4.65	4.65	---	---	---	4.90	---	31	111	474
				March 2020	4.68	4.71	4.64	4.68	4.68	---	---	---	4.73	---	48	307	2,520
				June 2020	---	---	---	---	4.70	---	---	---	---	---	---	---	---
				September 2020	---	---	---	---	4.72	---	---	---	---	---	---	---	---
<b>HELLENIC PETROLEUM (CR)</b>				(Contract Size: 100 Securities, Physical Delivery)													
8.57	8.42	8.5	0.83%	December 2019	8.44	8.56	8.44	8.56	8.56	---	---	---	9.40	---	36	160	981
				March 2020	8.32	8.48	8.32	8.38	8.38	---	---	---	8.49	---	33	174	1,939
				June 2020	---	---	---	---	8.52	---	---	---	---	---	---	---	---
				September 2020	---	---	---	---	8.56	---	---	---	---	---	---	---	---
<b>INTRACOM HOLDINGS (CR)</b>				(Contract Size: 100 Securities, Physical Delivery)													
0.84	0.81	0.81	-2.41%	December 2019	0.830	0.830	0.812	0.812	0.812	---	---	---	1.08	---	24	596	1,702
				March 2020	0.839	0.864	0.818	0.820	0.820	---	---	---	1.01	---	28	510	2,513
				June 2020	---	---	---	---	0.838	---	---	---	---	---	---	---	---
				September 2020	---	---	---	---	0.843	---	---	---	---	---	---	---	---
<b>INTRALOT (CR)</b>				(Contract Size: 100 Securities, Physical Delivery)													
0.385	0.3665	0.3665	-1.74%	December 2019	0.371	0.380	0.365	0.366	0.366	---	---	---	0.522	---	115	1,322	2,281
				March 2020	0.385	0.386	0.371	0.375	0.375	---	---	---	0.402	---	77	1,112	3,160
				June 2020	---	---	---	---	0.377	---	---	---	---	---	---	---	---
				September 2020	---	---	---	---	0.379	---	---	---	---	---	---	---	---

Derivatives notes

Fixing prices and final open positions can be retrieved from the following path <http://www.helex.gr/el/web/guest/statistics-end-of-day-derivatives>

Underlying Asset				Derivatives Market													
Price max	Price min	Closing price	change	Delivery Month	Open price	Price max	Price min	Last price	Closing price	Last Bid	Last Ask	Fixing price*	Life high	Life low	Trades	Volume	Open Interest
<b>JUMBO SA (CR)</b>				(Contract Size: 100 Securities, Physical Delivery)													
19.07	18.44	18.44	-4.16%	December 2019	19.24	19.24	18.50	18.50	18.50	---	---	---	19.24	---	60	176	574
				March 2020	18.98	19.09	18.45	18.45	18.45	---	---	---	19.28	---	88	329	776
				June 2020	---	---	---	---	19.44	---	---	---	---	---	---	---	---
				September 2020	---	---	---	---	19.53	---	---	---	---	---	---	---	---
<b>LAMDA DEVELOPMENT SA (CR)</b>				(Contract Size: 106 Securities, Physical Delivery)													
8	7.82	7.97	1.14%	December 2019	7.88	7.96	7.84	7.93	7.93	---	---	---	7.96	7.05	27	243	445
				March 2020	7.89	8.00	7.87	7.99	7.99	---	---	---	8.00	7.00	107	563	2,285
				June 2020	---	---	---	---	7.96	---	---	---	---	---	---	---	---
				September 2020	---	---	---	---	8.00	---	---	---	---	---	---	---	---
<b>MARFIN INVESTMENT GROUP (CR)</b>				(Contract Size: 100 Securities, Physical Delivery)													
0.0936	0.0918	0.092	0.88%	December 2019	0.093	0.093	0.091	0.092	0.092	---	---	---	0.160	---	111	10,948	28,480
				March 2020	0.096	0.097	0.094	0.095	0.095	---	---	---	0.110	---	89	10,192	49,286
				June 2020	---	---	---	---	0.092	---	---	---	---	---	---	---	---
				September 2020	---	---	---	---	0.093	---	---	---	---	---	---	---	---
<b>MOTOR OIL (CR)</b>				(Contract Size: 100 Securities, Physical Delivery)													
20.5	20.32	20.38	0.10%	December 2019	20.36	20.40	20.30	20.30	20.30	---	---	---	22.30	---	22	99	482
				March 2020	20.56	20.65	20.54	20.60	20.60	---	---	---	20.88	---	23	93	505
				June 2020	---	---	---	---	20.57	---	---	---	---	---	---	---	---
				September 2020	---	---	---	---	20.67	---	---	---	---	---	---	---	---
<b>MYTILINEOS (CR)</b>				(Contract Size: 100 Securities, Physical Delivery)													
9.92	9.78	9.795	-1.06%	December 2019	9.90	9.91	9.80	9.83	9.83	---	---	---	10.34	---	243	1,499	5,730
				March 2020	10.02	10.02	9.85	9.85	9.85	---	---	---	10.04	---	197	1,455	9,171
				June 2020	---	---	---	---	10.00	---	---	---	---	---	---	---	---
				September 2020	---	---	---	---	10.05	---	---	---	---	---	---	---	---
<b>NATIONAL BANK (CR)</b>				(Contract Size: 100 Securities, Physical Delivery)													
2.983	2.936	2.98	0.85%	December 2019	2.90	2.98	2.90	2.98	2.98	---	---	---	3.16	---	337	11,599	17,177
				March 2020	2.97	3.01	2.96	3.00	3.00	---	---	---	3.10	---	295	10,611	23,178
				June 2020	---	---	---	---	2.99	---	---	---	---	---	---	---	---
				September 2020	---	---	---	---	3.00	---	---	---	---	---	---	---	---
<b>OPAP (CR)</b>				(Contract Size: 100 Securities, Physical Delivery)													
11.99	11.76	11.85	-1.09%	December 2019	11.90	11.97	11.75	11.84	11.84	---	---	---	12.10	---	105	564	2,115
				March 2020	11.54	11.87	11.47	11.56	11.56	---	---	---	12.01	---	51	237	1,138
				June 2020	---	---	---	---	12.10	---	---	---	---	---	---	---	---
				September 2020	---	---	---	---	12.16	---	---	---	---	---	---	---	---

Derivatives notes

Fixing prices and final open positions can be retrieved from the following path <http://www.helex.gr/el/web/guest/statistics-end-of-day-derivatives>

Underlying Asset				Derivatives Market													
Price max	Price min	Closing price	change	Delivery Month	Open price	Price max	Price min	Last price	Closing price	Last Bid	Last Ask	Fixing price*	Life high	Life low	Trades	Volume	Open Interest
<b>OTE (CR)</b>																	
(Contract Size: 100 Securities, Physical Delivery)																	
13.75	13.49	13.74	0.29%	December 2019	13.66	13.75	13.52	13.75	13.75	---	---	---	13.97	---	46	266	1,490
				March 2020	13.75	13.79	13.61	13.77	13.77	---	---	---	13.80	---	42	223	3,291
				June 2020	---	---	---	---	13.84	---	---	---	---	---	---	---	---
				September 2020	---	---	---	---	13.91	---	---	---	---	---	---	---	---
<b>P.P.A. S.A. (CR)</b>																	
(Contract Size: 100 Securities, Physical Delivery)																	
22.1	21.7	21.75	-1.81%	December 2019	22.15	22.15	22.00	22.00	22.00	---	---	---	24.17	---	12	28	111
				March 2020	22.09	22.35	21.95	21.95	21.95	---	---	---	22.80	---	15	39	674
				June 2020	---	---	---	---	22.38	---	---	---	---	---	---	---	---
				September 2020	---	---	---	---	22.49	---	---	---	---	---	---	---	---
<b>PIRAEUS BANK (CR)</b>																	
(Contract Size: 100 Securities, Physical Delivery)																	
3.03	2.94	2.94	-1.67%	December 2019	2.98	3.01	2.93	2.94	2.94	---	---	---	3.21	---	151	3,936	9,636
				March 2020	2.99	3.05	2.95	2.96	2.96	---	---	---	3.16	---	186	4,129	22,841
				June 2020	---	---	---	---	3.02	---	---	---	---	---	---	---	---
				September 2020	---	---	---	---	3.04	---	---	---	---	---	---	---	---
<b>PPC (CR)</b>																	
(Contract Size: 100 Securities, Physical Delivery)																	
4.17	4.1	4.148	1.92%	December 2019	4.11	4.16	4.10	4.14	4.14	---	---	---	4.24	---	113	2,249	5,835
				March 2020	4.14	4.21	4.13	4.16	4.16	---	---	---	4.28	---	128	2,407	8,058
				June 2020	---	---	---	---	4.11	---	---	---	---	---	---	---	---
				September 2020	---	---	---	---	4.13	---	---	---	---	---	---	---	---
<b>TERNA ENERGY (CR)</b>																	
(Contract Size: 100 Securities, Physical Delivery)																	
7.9	7.76	7.89	0.25%	December 2019	7.80	7.89	7.80	7.89	7.89	---	---	---	8.17	---	22	136	1,919
				March 2020	7.86	7.96	7.86	7.95	7.95	---	---	---	7.96	---	20	112	3,596
				June 2020	---	---	---	---	7.95	---	---	---	---	---	---	---	---
				September 2020	---	---	---	---	7.99	---	---	---	---	---	---	---	---
<b>TITAN CEMENT (CB)</b>																	
(Contract Size: 100 Securities, Physical Delivery)																	
18.76	18.34	18.74	0.75%	December 2019	18.60	18.72	18.57	18.72	18.72	---	---	---	19.04	---	5	9	21
				March 2020	18.52	18.76	18.52	18.76	18.76	---	---	---	18.80	---	3	7	57
				June 2020	---	---	---	---	18.79	---	---	---	---	---	---	---	---
				September 2020	---	---	---	---	18.88	---	---	---	---	---	---	---	---
<b>VIOHALCO SA/NV (CB)</b>																	
(Contract Size: 100 Securities, Physical Delivery)																	
3.66	3.59	3.63	0.14%	December 2019	3.62	3.65	3.60	3.61	3.61	---	---	---	4.23	---	108	1,064	3,143
				March 2020	3.67	3.69	3.64	3.65	3.65	---	---	---	3.70	---	44	859	4,891
				June 2020	---	---	---	---	3.66	---	---	---	---	---	---	---	---
				September 2020	---	---	---	---	3.68	---	---	---	---	---	---	---	---

## Derivatives notes

Fixing prices and final open positions can be retrieved from the following path <http://www.helex.gr/el/web/guest/statistics-end-of-day-derivatives>

FTSE/Athex Large Cap

(Trade Unit: 1 Index Point x 2€ - Exercise Style: European, Cash Settlement)

Call Options																Put Options																			
December 2019								January 2020								Other Months				December 2019								January 2020				Other Months			
Exercise Price	Open price	Price max	Price min	Last price	Closing price	Volume	Open Interest	Open price	Price max	Price min	Last price	Closing price	Volume	Open Interest	Volume	Open Interest	Open price	Price max	Price min	Last price	Closing price	Volume	Open Interest	Open price	Price max	Price min	Last price	Closing price	Volume	Open Interest	Volume	Open Interest	Exercise Price		
1,450	0.00	0.00	0.00	-	821.00	-	-	-	-	-	-	-	-	-	-	-	0.00	0.00	0.00	-	0.01	-	-	-	-	-	-	-	-	-	-	-	1,450		
1,475	0.00	0.00	0.00	-	796.00	-	-	-	-	-	-	-	-	-	-	-	0.00	0.00	0.00	-	0.01	-	-	-	-	-	-	-	-	-	-	-	1,475		
1,500	0.00	0.00	0.00	-	771.00	-	-	-	-	-	-	-	-	-	-	-	0.00	0.00	0.00	-	0.01	-	-	-	-	-	-	-	-	-	-	-	1,500		
1,525	0.00	0.00	0.00	-	746.00	-	-	-	-	-	-	-	-	-	-	-	0.00	0.00	0.00	-	0.01	-	-	-	-	-	-	-	-	-	-	-	1,525		
1,550	0.00	0.00	0.00	-	721.00	-	-	-	-	-	-	-	-	-	-	-	0.00	0.00	0.00	-	0.01	-	-	-	-	-	-	-	-	-	-	-	1,550		
1,575	0.00	0.00	0.00	-	696.00	-	-	-	-	-	-	-	-	-	-	-	0.00	0.00	0.00	-	0.01	-	-	-	-	-	-	-	-	-	-	-	1,575		
1,600	0.00	0.00	0.00	-	671.00	-	-	-	-	-	-	-	-	-	-	-	0.00	0.00	0.00	-	0.01	-	-	-	-	-	-	-	-	-	-	-	1,600		
1,625	0.00	0.00	0.00	-	646.00	-	-	-	-	-	-	-	-	-	-	-	0.00	0.00	0.00	-	0.01	-	-	-	-	-	-	-	-	-	-	-	1,625		
1,650	0.00	0.00	0.00	-	621.00	-	-	-	-	-	-	-	-	-	-	-	0.00	0.00	0.00	-	0.01	-	-	-	-	-	-	-	-	-	-	-	1,650		
1,675	0.00	0.00	0.00	-	596.00	-	-	-	-	-	-	-	-	-	-	-	0.00	0.00	0.00	-	0.01	-	-	-	-	-	-	-	-	-	-	-	1,675		
1,700	0.00	0.00	0.00	-	571.00	-	-	-	-	-	-	-	-	-	-	-	0.00	0.00	0.00	-	0.01	-	-	-	-	-	-	-	-	-	-	-	1,700		
1,725	0.00	0.00	0.00	-	546.00	-	-	-	-	-	-	-	-	-	-	-	0.00	0.00	0.00	-	0.01	-	-	-	-	-	-	-	-	-	-	-	1,725		
1,750	0.00	0.00	0.00	-	521.00	-	-	-	-	-	-	-	-	-	-	-	0.00	0.00	0.00	-	0.01	-	-	-	-	-	-	-	-	-	-	-	1,750		
1,775	0.00	0.00	0.00	-	496.00	-	-	-	-	-	-	-	-	-	-	-	0.00	0.00	0.00	-	0.03	-	-	-	-	-	-	-	-	-	-	-	1,775		
1,800	0.00	0.00	0.00	-	471.00	-	-	-	-	-	-	-	-	-	-	-	0.00	0.00	0.00	-	0.01	-	-	-	-	-	-	-	-	-	-	-	1,800		
1,825	0.00	0.00	0.00	-	446.00	-	-	-	-	-	-	-	-	-	-	-	0.00	0.00	0.00	-	0.02	-	-	-	-	-	-	-	-	-	-	-	1,825		
1,850	0.00	0.00	0.00	-	421.00	-	-	-	-	-	-	-	-	-	-	-	0.00	0.00	0.00	-	0.01	-	-	-	-	-	-	-	-	-	-	-	1,850		
1,875	0.00	0.00	0.00	-	396.00	-	-	-	-	-	-	-	-	-	-	-	0.00	0.00	0.00	-	0.02	-	-	-	-	-	-	-	-	-	-	-	1,875		
1,900	0.00	0.00	0.00	-	371.00	-	-	-	-	-	-	-	-	-	-	-	0.00	0.00	0.00	-	0.04	-	-	-	-	-	-	-	-	-	-	-	1,900		
1,925	0.00	0.00	0.00	-	346.00	-	-	0.00	0.00	0.00	-	346.00	-	-	-	-	0.00	0.00	0.00	-	0.01	-	-	0.00	0.00	0.00	-	0.02	-	-	-	-	1,925		
1,950	0.00	0.00	0.00	-	321.00	-	-	0.00	0.00	0.00	-	321.00	-	-	-	-	0.00	0.00	0.00	-	0.01	-	-	0.00	0.00	0.00	-	0.01	-	-	-	-	1,950		
1,975	0.00	0.00	0.00	-	296.00	-	-	0.00	0.00	0.00	-	296.00	-	-	-	-	0.00	0.00	0.00	-	0.02	-	-	0.00	0.00	0.00	-	0.02	-	-	-	-	1,975		
2,000	0.00	0.00	0.00	-	271.00	-	-	0.00	0.00	0.00	-	271.00	-	-	-	-	0.00	0.00	0.00	-	0.07	-	-	0.00	0.00	0.00	-	0.05	-	-	-	-	2,000		
2,050	0.00	0.00	0.00	-	221.00	-	-	0.00	0.00	0.00	-	222.00	-	-	-	-	0.00	0.00	0.00	-	0.01	-	165	0.00	0.00	0.00	-	0.30	-	-	-	-	2,050		
2,100	0.00	0.00	0.00	-	171.00	-	62	0.00	0.00	0.00	-	173.00	-	-	-	-	0.00	0.00	0.00	-	0.01	-	124	0.00	0.00	0.00	-	1.40	-	84	-	-	2,100		
2,150	115.00	115.00	112.00	112.00	112.00	2	7	0.00	0.00	0.00	-	126.00	-	164	-	-	0.00	115.00	0.00	-	0.01	-	521	0.00	0.00	0.00	-	4.80	-	209	-	-	2,150		
2,200	65.00	67.00	65.00	67.00	67.00	5	154	0.00	0.00	0.00	-	85.00	-	7	-	-	0.00	67.00	0.00	-	0.09	-	502	0.00	0.00	0.00	-	13.25	-	319	-	-	2,200		
2,250	23.00	25.00	15.00	15.00	15.00	21	326	0.00	0.00	0.00	-	51.00	-	41	-	-	0.00	25.00	0.00	-	4.50	-	42	30.00	30.00	30.00	30.00	30.00	1	218	-	-	2,250		
2,300	0.00	0.00	0.00	-	2.80	-	483	27.00	27.00	22.75	22.75	22.75	2	55	-	-	0.00	0.00	0.00	-	32.00	-	21	65.00	65.00	65.00	65.00	65.00	25	3	-	-	2,300		
2,350	0.00	0.00	0.00	-	0.05	-	3	10.00	10.00	10.00	10.00	10.00	1	60	-	-	0.00	0.00	0.00	-	79.50	-	20	0.00	0.00	0.00	-	91.00	-	40	-	-	2,350		
2,400	0.00	0.00	0.00	-	0.03	-	-	0.00	0.00	0.00	-	5.10	-	-	-	-	0.00	0.00	0.00	-	129.00	-	-	0.00	0.00	0.00	-	133.00	-	-	-	-	2,400		
2,450	0.00	0.00	0.00	-	0.01	-	-	0.00	0.00	0.00	-	1.80	-	-	-	-	0.00	0.00	0.00	-	179.00	-	-	0.00	0.00	0.00	-	180.00	-	-	-	-	2,450		
2,500	0.00	0.00	0.00	-	0.01	-	-	0.00	0.00	0.00	-	0.53	-	-	-	-	0.00	0.00	0.00	-	229.00	-	-	0.00	0.00	0.00	-	228.00	-	-	-	-	2,500		
2,550	-	-	-	-	-	-	-	0.00	0.00	0.00	-	0.14	-	-	-	-	-	-	-	-	-	-	-	0.00	0.00	0.00	-	278.00	-	-	-	-	2,550		
Totals:						28	1,035						3	327	0	0							0	1,395					26	873	0	0			
Number of Trades:						20							3		0								0						2		0				

ALPHA BANK (CR)

(Contract Size: 100 Securities, Exercise Style: American, Physical Delivery)

Call Options																Put Options																	
Exercise Price	December 2019						January 2020						Other Months		December 2019						January 2020						Other Months		Exercise Price				
	Open price	Price max	Price min	Last price	Closing price	Volume	Open Interest	Open price	Price max	Price min	Last price	Closing price	Volume	Open Interest	Volume	Open Interest	Open price	Price max	Price min	Last price	Closing price	Volume	Open Interest	Open price	Price max	Price min	Last price	Closing price		Volume	Open Interest	Volume	Open Interest
0.600	0.000	0.000	0.000		1.31	-	-						-	-			0.000	0.000	0.000		0.001	-	-					-	-			0.006	
0.650	0.000	0.000	0.000		1.26	-	-						-	-			0.000	0.000	0.000		0.001	-	-					-	-			0.007	
0.700	0.000	0.000	0.000		1.21	-	-						-	-			0.000	0.000	0.000		0.001	-	-					-	-			0.007	
0.750	0.000	0.000	0.000		1.16	-	-						-	-			0.000	0.000	0.000		0.001	-	-					-	-			0.008	
0.800	0.000	0.000	0.000		1.11	-	-						-	-			0.000	0.000	0.000		0.001	-	-					-	-			0.008	
0.850	0.000	0.000	0.000		1.06	-	-						-	-			0.000	0.000	0.000		0.002	-	-					-	-			0.009	
0.900	0.000	0.000	0.000		1.01	-	-						-	-			0.000	0.000	0.000		0.003	-	-					-	-			0.009	
0.950	0.000	0.000	0.000		0.960	-	-						-	-			0.000	0.000	0.000		0.001	-	-					-	-			0.010	
1.000	0.000	0.000	0.000		0.910	-	-						-	-			0.000	0.000	0.000		0.001	-	-					-	-			0.010	
1.100	0.000	0.000	0.000		0.810	-	-						-	-			0.000	0.000	0.000		0.001	-	-					-	-			0.011	
1.200	0.000	0.000	0.000		0.710	-	-	0.000	0.000	0.000		0.712	-	-			0.000	0.000	0.000		0.001	-	-	0.000	0.000	0.000		0.003	-	-			0.012
1.300	0.000	0.000	0.000		0.610	-	-	0.000	0.000	0.000		0.612	-	-			0.000	0.000	0.000		0.002	-	-	0.000	0.000	0.000		0.001	-	-			0.013
1.400	0.000	0.000	0.000		0.510	-	-	0.000	0.000	0.000		0.513	-	-			0.000	0.000	0.000		0.001	-	-	0.000	0.000	0.000		0.001	-	-			0.014
1.500	0.000	0.000	0.000		0.410	-	-	0.000	0.000	0.000		0.414	-	-			0.000	0.000	0.000		0.002	-	-	0.000	0.000	0.000		0.001	-	-			0.015
1.600	0.000	0.000	0.000		0.310	-	-	0.000	0.000	0.000		0.318	-	-			0.000	0.000	0.000		0.001	-	-	0.000	0.000	0.000		0.006	-	-			0.016
1.700	0.000	0.000	0.000		0.210	-	-	0.000	0.000	0.000		0.230	-	1			0.000	0.000	0.000		0.001	-	-	0.000	0.000	0.000		0.017	-	-			0.017
1.800	0.100	0.100	0.081	0.081	0.081	25	35	0.000	0.000	0.000		0.154	-	-			0.000	0.000	0.000		0.003	-	-	0.000	0.000	0.000		0.041	-	-			0.018
1.900	0.000	0.000	0.000		0.039	-	5	0.000	0.000	0.000		0.095	-	-			0.000	0.000	0.000		0.028	-	-	0.000	0.000	0.000		0.082	-	-			0.019
2.000	0.000	0.000	0.000		0.006	-	-	0.000	0.000	0.000		0.054	-	-			0.000	0.000	0.000		0.096	-	-	0.000	0.000	0.000		0.141	-	-			0.020
2.200	0.000	0.000	0.000		0.002	-	-	0.000	0.000	0.000		0.013	-	-			0.000	0.000	0.000		0.290	-	-	0.000	0.000	0.000		0.301	-	-			0.022
2.400	0.000	0.000	0.000		0.002	-	-	0.000	0.000	0.000		0.002	-	-			0.000	0.000	0.000		0.490	-	-	0.000	0.000	0.000		0.491	-	-			0.024
2.600	0.000	0.000	0.000		0.001	-	-	0.000	0.000	0.000		0.001	-	-			0.000	0.000	0.000		0.690	-	-	0.000	0.000	0.000		0.690	-	-			0.026
2.800	0.000	0.000	0.000		0.001	-	-	0.000	0.000	0.000		0.001	-	-			0.000	0.000	0.000		0.890	-	-	0.000	0.000	0.000		0.890	-	-			0.028
Totals:						25	40						0	1	0	0						25	0					0	10	0	0		
Number of Trades:							2						0	0								0.00						0		0			



NATIONAL BANK (CR)

(Contract Size: 100 Securities, Exercise Style: American, Physical Delivery)

Call Options														Put Options																		
December 2019							January 2020							Other Months		December 2019							January 2020							Other Months		Exercise Price
Open price	Price max	Price min	Last price	Closing price	Volume	Open Interest	Open price	Price max	Price min	Last price	Closing price	Volume	Open Interest	Volume	Open Interest	Open price	Price max	Price min	Last price	Closing price	Volume	Open Interest	Open price	Price max	Price min	Last price	Closing price	Volume	Open Interest	Volume	Open Interest	
0.650	0.000	0.000	0.000	2.31	-	-										0.000	0.000	0.000	0.002	-	-											0.007
0.700	0.000	0.000	0.000	2.26	-	-										0.000	0.000	0.000	0.001	-	-											0.007
0.750	0.000	0.000	0.000	2.21	-	-										0.000	0.000	0.000	0.001	-	-											0.008
0.800	0.000	0.000	0.000	2.16	-	-										0.000	0.000	0.000	0.001	-	-											0.008
0.850	0.000	0.000	0.000	2.11	-	-										0.000	0.000	0.000	0.001	-	-											0.009
0.900	0.000	0.000	0.000	2.06	-	-										0.000	0.000	0.000	0.001	-	-											0.009
0.950	0.000	0.000	0.000	2.01	-	-										0.000	0.000	0.000	0.001	-	-											0.010
1.000	0.000	0.000	0.000	1.96	-	-										0.000	0.000	0.000	0.001	-	-											0.010
1.100	0.000	0.000	0.000	1.86	-	-										0.000	0.000	0.000	0.001	-	-											0.011
1.200	0.000	0.000	0.000	1.76	-	-										0.000	0.000	0.000	0.001	-	-											0.012
1.300	0.000	0.000	0.000	1.66	-	-										0.000	0.000	0.000	0.002	-	-											0.013
1.400	0.000	0.000	0.000	1.56	-	-										0.000	0.000	0.000	0.001	-	-											0.014
1.500	0.000	0.000	0.000	1.46	-	-										0.000	0.000	0.000	0.001	-	-											0.015
1.600	0.000	0.000	0.000	1.36	-	-										0.000	0.000	0.000	0.001	-	-											0.016
1.700	0.000	0.000	0.000	1.26	-	-										0.000	0.000	0.000	0.001	-	-											0.017
1.800	0.000	0.000	0.000	1.16	-	-										0.000	0.000	0.000	0.001	-	-											0.018
1.900	0.000	0.000	0.000	1.06	-	-	0.000	0.000	0.000		1.06	-	-			0.000	0.000	0.000	0.001	-	-	0.000	0.000	0.000		0.001	-	-			0.019	
2.000	0.000	0.000	0.000	0.960	-	-	0.000	0.000	0.000		0.963	-	-			0.000	0.000	0.000	0.001	-	-	0.000	0.000	0.000		0.001	-	-			0.020	
2.200	0.000	0.000	0.000	0.760	-	-	0.000	0.000	0.000		0.765	-	-			0.000	0.000	0.000	0.002	-	-	0.000	0.000	0.000		0.001	-	-			0.022	
2.400	0.000	0.000	0.000	0.560	-	-	0.000	0.000	0.000		0.570	-	-			0.000	0.000	0.000	0.001	-	-	0.000	0.000	0.000		0.006	-	-			0.024	
2.600	0.000	0.000	0.000	0.360	-	-	0.000	0.000	0.000		0.391	-	60			0.000	0.000	0.000	0.001	-	550	0.000	0.000	0.000		0.027	-	-			0.026	
2.800	0.000	0.000	0.000	0.167	-	-	0.000	0.000	0.000		0.241	-	-			0.000	0.000	0.000	0.006	-	-	0.000	0.000	0.000		0.077	-	-			0.028	
3.000	0.000	0.000	0.000	0.035	-	-	0.000	0.000	0.000		0.133	-	70			0.000	0.000	0.000	0.075	-	-	0.000	0.000	0.000		0.168	-	-			0.030	
3.200	0.000	0.000	0.000	0.002	-	21	0.000	0.000	0.000		0.064	-	-			0.000	0.000	0.000	0.242	-	-	0.000	0.000	0.000		0.300	-	-			0.032	
3.400	0.000	0.000	0.000	0.008	-	-	0.000	0.000	0.000		0.027	-	-			0.000	0.000	0.000	0.440	-	-	0.000	0.000	0.000		0.463	-	-			0.034	
3.600	0.000	0.000	0.000	0.001	-	-	0.000	0.000	0.000		0.011	-	-			0.000	0.000	0.000	0.640	-	-	0.000	0.000	0.000		0.647	-	-			0.036	
3.800	0.000	0.000	0.000	0.001	-	-	0.000	0.000	0.000		0.004	-	-			0.000	0.000	0.000	0.840	-	-	0.000	0.000	0.000		0.841	-	-			0.038	
4.000	0.000	0.000	0.000	0.001	-	-	0.000	0.000	0.000		0.001	-	-			0.000	0.000	0.000	1.04	-	-	0.000	0.000	0.000		1.04	-	-			0.040	
4.400	0.000	0.000	0.000	0.001	-	-	0.000	0.000	0.000		0.001	-	-			0.000	0.000	0.000	1.44	-	-	0.000	0.000	0.000		1.44	-	-			0.044	
Totals:					0	21					0	130	0	30			0	550				0	0	0	0	0						
Number of Trades:					0						0		0				0.00						0				0					

OPAP (CR)

(Contract Size: 100 Securities, Exercise Style: American, Physical Delivery)

Exercise Price	Call Options														Put Options																		
	December 2019						January 2020						Other Months		December 2019						January 2020						Other Months		Exercise Price				
	Open price	Price max	Price min	Last price	Closing price	Volume	Open Interest	Open price	Price max	Price min	Last price	Closing price	Volume	Open Interest	Volume	Open Interest	Open price	Price max	Price min	Last price	Closing price	Volume	Open Interest	Open price	Price max	Price min	Last price	Closing price		Volume	Open Interest	Volume	Open Interest
5.600	0.000	0.000	0.000		6.38	-	-										0.000	0.000	0.000		0.008	-	-										
6.000	0.000	0.000	0.000		5.98	-	-										0.000	0.000	0.000		0.002	-	-										0.060
6.400	0.000	0.000	0.000		5.58	-	-										0.000	0.000	0.000		0.001	-	-										0.064
6.800	0.000	0.000	0.000		5.18	-	-										0.000	0.000	0.000		0.001	-	-										0.068
7.200	0.000	0.000	0.000		4.78	-	-										0.000	0.000	0.000		0.001	-	-										0.072
7.600	0.000	0.000	0.000		4.38	-	-	0.000	0.000	0.000		4.39	-	-			0.000	0.000	0.000		0.001	-	-	0.000	0.000	0.000		0.001	-	-			0.076
8.000	0.000	0.000	0.000		3.98	-	-	0.000	0.000	0.000		3.99	-	-			0.000	0.000	0.000		0.001	-	-	0.000	0.000	0.000		0.001	-	-			0.080
8.400	0.000	0.000	0.000		3.58	-	-	0.000	0.000	0.000		3.59	-	-			0.000	0.000	0.000		0.001	-	-	0.000	0.000	0.000		0.001	-	-			0.084
8.800	0.000	0.000	0.000		3.18	-	-	0.000	0.000	0.000		3.19	-	-			0.000	0.000	0.000		0.001	-	-	0.000	0.000	0.000		0.003	-	-			0.088
9.200	0.000	0.000	0.000		2.78	-	-	0.000	0.000	0.000		2.80	-	-			0.000	0.000	0.000		0.001	-	15	0.000	0.000	0.000		0.001	-	-			0.092
9.600	0.000	0.000	0.000		2.38	-	5	0.000	0.000	0.000		2.40	-	-			0.000	0.000	0.000		0.001	-	3	0.000	0.000	0.000		0.002	-	-			0.096
10.000	0.000	0.000	0.000		1.98	-	1	0.000	0.000	0.000		2.00	-	-			0.000	0.000	0.000		0.005	-	-	0.000	0.000	0.000		0.001	-	-			0.100
11.000	0.000	0.000	0.000		0.981	-	-	0.000	0.000	0.000		1.02	-	20			0.000	0.000	0.000		0.012	-	-	0.000	0.000	0.000		0.019	-	-			0.110
12.000	0.000	0.000	0.000		0.104	-	-	0.274	0.274	0.274	0.274	0.274	5	11			0.000	0.000	0.000		0.123	-	-	0.000	0.000	0.000		0.276	-	-			0.120
13.000	0.000	0.000	0.000		0.001	-	-	0.000	0.000	0.000		0.026	-	-			0.000	0.000	0.000		1.02	-	-	0.000	0.000	0.000		1.03	-	-			0.130
14.000	0.000	0.000	0.000		0.001	-	-	0.000	0.000	0.000		0.001	-	-			0.000	0.000	0.000		2.02	-	-	0.000	0.000	0.000		2.02	-	-			0.140
15.000	0.000	0.000	0.000		0.001	-	-	0.000	0.000	0.000		0.001	-	-			0.000	0.000	0.000		3.02	-	-	0.000	0.000	0.000		3.02	-	-			0.150
16.000	0.000	0.000	0.000		0.001	-	-	0.000	0.000	0.000		0.001	-	-			0.000	0.000	0.000		4.02	-	-	0.000	0.000	0.000		4.02	-	-			0.160
17.000	0.000	0.000	0.000		0.001	-	-	0.000	0.000	0.000		0.001	-	-			0.000	0.000	0.000		5.02	-	-	0.000	0.000	0.000		5.02	-	-			0.170
Totals:						0	6					5	31	0	0					0	18						0	403	0	0			
Number of Trades:							0						1		0						0.00							0			0		

OTE (CR)

(Contract Size: 100 Securities, Exercise Style: American, Physical Delivery)

Exercise Price	Call Options														Put Options																		
	December 2019						January 2020						Other Months		December 2019						January 2020						Other Months		Exercise Price				
	Open price	Price max	Price min	Last price	Closing price	Volume	Open Interest	Open price	Price max	Price min	Last price	Closing price	Volume	Open Interest	Volume	Open Interest	Open price	Price max	Price min	Last price	Closing price	Volume	Open Interest	Open price	Price max	Price min	Last price	Closing price		Volume	Open Interest	Volume	Open Interest
7.600	0.000	0.000	0.000		6.10	-	-										0.000	0.000	0.000		0.004	-	-										
8.000	0.000	0.000	0.000		5.70	-	-										0.000	0.000	0.000		0.001	-	-										0.080
8.400	0.000	0.000	0.000		5.30	-	-										0.000	0.000	0.000		0.001	-	-										0.084
8.800	0.000	0.000	0.000		4.90	-	-										0.000	0.000	0.000		0.001	-	-										0.088
9.200	0.000	0.000	0.000		4.50	-	-	0.000	0.000	0.000		4.52	-	-			0.000	0.000	0.000		0.001	-	-	0.000	0.000	0.000		0.001	-	-			0.092
9.600	0.000	0.000	0.000		4.10	-	-	0.000	0.000	0.000		4.12	-	-			0.000	0.000	0.000		0.001	-	-	0.000	0.000	0.000		0.001	-	-			0.096
10.000	0.000	0.000	0.000		3.70	-	-	0.000	0.000	0.000		3.72	-	-			0.000	0.000	0.000		0.001	-	-	0.000	0.000	0.000		0.001	-	-			0.100
11.000	0.000	0.000	0.000		2.70	-	-	0.000	0.000	0.000		2.72	-	-			0.000	0.000	0.000		0.001	-	-	0.000	0.000	0.000		0.003	-	-			0.110
12.000	0.000	0.000	0.000		1.70	-	-	0.000	0.000	0.000		1.72	-	-			0.000	0.000	0.000		0.001	-	-	0.000	0.000	0.000		0.001	-	-			0.120
13.000	0.000	0.000	0.000		0.702	-	-	0.000	0.000	0.000		0.778	-	-			0.000	0.000	0.000		0.001	-	71	0.000	0.000	0.000		0.057	-	-			0.130
14.000	0.000	0.000	0.000		0.014	-	82	0.000	0.000	0.000		0.175	-	31			0.000	0.000	0.000		0.312	-	-	0.000	0.000	0.000		0.455	-	-			0.140
15.000	0.000	0.000	0.000		0.001	-	40	0.000	0.000	0.000		0.014	-	-			0.000	0.000	0.000		1.30	-	-	0.000	0.000	0.000		1.30	-	-			0.150
16.000	0.000	0.000	0.000		0.001	-	-	0.000	0.000	0.000		0.001	-	-			0.000	0.000	0.000		2.30	-	-	0.000	0.000	0.000		2.30	-	-			0.160
17.000	0.000	0.000	0.000		0.001	-	-	0.000	0.000	0.000		0.001	-	-			0.000	0.000	0.000		3.30	-	-	0.000	0.000	0.000		3.30	-	-			0.170
18.000	0.000	0.000	0.000		0.001	-	-	0.000	0.000	0.000		0.001	-	-			0.000	0.000	0.000		4.30	-	-	0.000	0.000	0.000		4.30	-	-			0.180
19.000	0.000	0.000	0.000		0.001	-	-	0.000	0.000	0.000		0.001	-	-			0.000	0.000	0.000		5.30	-	-	0.000	0.000	0.000		5.30	-	-			0.190
Totals:						0	122						0	31	0	0						0	71					0	21	0	0		
Number of Trades:						0							0		0							0.00						0		0			

PIRAEUS BANK (CR)

(Contract Size: 100 Securities, Exercise Style: American, Physical Delivery)

Call Options																	Put Options															
Exercise Price	December 2019						January 2020						Other Months		December 2019						January 2020						Other Months		Exercise Price			
	Open price	Price max	Price min	Last price	Closing price	Volume	Open Interest	Open price	Price max	Price min	Last price	Closing price	Volume	Open Interest	Volume	Open Interest	Open price	Price max	Price min	Last price	Closing price	Volume	Open Interest	Open price	Price max	Price min	Last price	Closing price		Volume	Open Interest	Volume
0.300	0.000	0.000	0.000	2.69	-	-	-	-	-	-	-	-	-	-	-	0.000	0.000	0.000	0.001	-	-	-	-	-	-	-	-	-	-	-	-	0.003
0.350	0.000	0.000	0.000	2.64	-	-	-	-	-	-	-	-	-	-	-	0.000	0.000	0.000	0.001	-	-	-	-	-	-	-	-	-	-	-	-	0.004
0.400	0.000	0.000	0.000	2.59	-	-	-	-	-	-	-	-	-	-	-	0.000	0.000	0.000	0.001	-	-	-	-	-	-	-	-	-	-	-	-	0.004
0.450	0.000	0.000	0.000	2.54	-	-	-	-	-	-	-	-	-	-	-	0.000	0.000	0.000	0.001	-	-	-	-	-	-	-	-	-	-	-	-	0.005
0.500	0.000	0.000	0.000	2.49	-	-	-	-	-	-	-	-	-	-	-	0.000	0.000	0.000	0.001	-	-	-	-	-	-	-	-	-	-	-	-	0.005
0.550	0.000	0.000	0.000	2.44	-	-	-	-	-	-	-	-	-	-	-	0.000	0.000	0.000	0.001	-	-	-	-	-	-	-	-	-	-	-	-	0.006
0.600	0.000	0.000	0.000	2.39	-	-	-	-	-	-	-	-	-	-	-	0.000	0.000	0.000	0.002	-	-	-	-	-	-	-	-	-	-	-	-	0.006
0.650	0.000	0.000	0.000	2.34	-	-	-	-	-	-	-	-	-	-	-	0.000	0.000	0.000	0.001	-	-	-	-	-	-	-	-	-	-	-	-	0.007
0.700	0.000	0.000	0.000	2.29	-	-	-	-	-	-	-	-	-	-	-	0.000	0.000	0.000	0.001	-	-	-	-	-	-	-	-	-	-	-	-	0.007
0.750	0.000	0.000	0.000	2.24	-	-	-	-	-	-	-	-	-	-	-	0.000	0.000	0.000	0.001	-	-	-	-	-	-	-	-	-	-	-	-	0.008
0.800	0.000	0.000	0.000	2.19	-	-	-	-	-	-	-	-	-	-	-	0.000	0.000	0.000	0.001	-	-	-	-	-	-	-	-	-	-	-	-	0.008
0.850	0.000	0.000	0.000	2.14	-	-	-	-	-	-	-	-	-	-	-	0.000	0.000	0.000	0.001	-	-	-	-	-	-	-	-	-	-	-	-	0.009
0.900	0.000	0.000	0.000	2.09	-	-	-	-	-	-	-	-	-	-	-	0.000	0.000	0.000	0.001	-	-	-	-	-	-	-	-	-	-	-	-	0.009
0.950	0.000	0.000	0.000	2.04	-	-	-	-	-	-	-	-	-	-	-	0.000	0.000	0.000	0.001	-	-	-	-	-	-	-	-	-	-	-	-	0.010
1.000	0.000	0.000	0.000	1.99	-	-	-	-	-	-	-	-	-	-	-	0.000	0.000	0.000	0.001	-	-	-	-	-	-	-	-	-	-	-	-	0.010
1.100	0.000	0.000	0.000	1.89	-	-	-	-	-	-	-	-	-	-	-	0.000	0.000	0.000	0.001	-	-	-	-	-	-	-	-	-	-	-	-	0.011
1.200	0.000	0.000	0.000	1.79	-	-	-	-	-	-	-	-	-	-	-	0.000	0.000	0.000	0.001	-	-	-	-	-	-	-	-	-	-	-	-	0.012
1.300	0.000	0.000	0.000	1.69	-	-	-	-	-	-	-	-	-	-	-	0.000	0.000	0.000	0.001	-	-	-	-	-	-	-	-	-	-	-	-	0.013
1.400	0.000	0.000	0.000	1.59	-	-	-	-	-	-	-	-	-	-	-	0.000	0.000	0.000	0.002	-	-	-	-	-	-	-	-	-	-	-	-	0.014
1.500	0.000	0.000	0.000	1.49	-	-	-	-	-	-	-	-	-	-	-	0.000	0.000	0.000	0.001	-	-	-	-	-	-	-	-	-	-	-	-	0.015
1.600	0.000	0.000	0.000	1.39	-	-	-	-	-	-	-	-	-	-	-	0.000	0.000	0.000	0.001	-	-	-	-	-	-	-	-	-	-	-	-	0.016
1.700	0.000	0.000	0.000	1.29	-	-	-	-	-	-	-	-	-	-	-	0.000	0.000	0.000	0.001	-	-	-	-	-	-	-	-	-	-	-	-	0.017
1.800	0.000	0.000	0.000	1.19	-	-	-	-	-	-	-	-	-	-	-	0.000	0.000	0.000	0.001	-	-	-	-	-	-	-	-	-	-	-	-	0.018
1.900	0.000	0.000	0.000	1.09	-	-	0.000	0.000	0.000	1.09	-	-	-	-	-	0.000	0.000	0.000	0.001	-	-	-	0.000	0.000	0.000	0.003	-	-	-	-	-	0.019
2.000	0.000	0.000	0.000	0.990	-	-	0.000	0.000	0.000	0.993	-	-	-	-	-	0.000	0.000	0.000	0.001	-	-	-	0.000	0.000	0.000	0.001	-	-	-	-	-	0.020
2.200	0.000	0.000	0.000	0.790	-	-	0.000	0.000	0.000	0.794	-	-	-	-	-	0.000	0.000	0.000	0.004	-	-	-	0.000	0.000	0.000	0.001	-	-	-	-	-	0.022
2.400	0.000	0.000	0.000	0.590	-	-	0.000	0.000	0.000	0.598	-	-	-	-	-	0.000	0.000	0.000	0.001	-	-	-	0.000	0.000	0.000	0.004	-	-	-	-	-	0.024
2.600	0.000	0.000	0.000	0.390	-	-	0.000	0.000	0.000	0.414	-	-	-	-	-	0.000	0.000	0.000	0.001	-	-	-	0.000	0.000	0.000	0.020	-	-	-	-	-	0.026
2.800	0.000	0.000	0.000	0.192	-	-	0.000	0.000	0.000	0.258	-	70	-	-	-	0.000	0.000	0.000	0.002	-	-	-	0.000	0.000	0.000	0.064	-	-	-	-	-	0.028
3.000	0.000	0.000	0.000	0.041	-	1	0.000	0.000	0.000	0.142	-	2	-	-	-	0.000	0.000	0.000	0.050	-	-	-	0.000	0.000	0.000	0.148	-	-	-	-	-	0.030
3.200	0.000	0.000	0.000	0.002	-	3	0.000	0.000	0.000	0.069	-	-	-	-	-	0.000	0.000	0.000	0.211	-	-	-	0.000	0.000	0.000	0.274	-	-	-	-	-	0.032
3.400	0.000	0.000	0.000	0.005	-	-	0.000	0.000	0.000	0.030	-	-	-	-	-	0.000	0.000	0.000	0.410	-	-	-	0.000	0.000	0.000	0.435	-	-	-	-	-	0.034
3.600	0.000	0.000	0.000	0.001	-	-	0.000	0.000	0.000	0.011	-	-	-	-	-	0.000	0.000	0.000	0.610	-	-	-	0.000	0.000	0.000	0.618	-	-	-	-	-	0.036
3.800	0.000	0.000	0.000	0.001	-	-	0.000	0.000	0.000	0.004	-	-	-	-	-	0.000	0.000	0.000	0.810	-	-	-	0.000	0.000	0.000	0.811	-	-	-	-	-	0.038
4.000	0.000	0.000	0.000	0.001	-	-	0.000	0.000	0.000	0.001	-	-	-	-	-	0.000	0.000	0.000	1.01	-	-	-	0.000	0.000	0.000	1.01	-	-	-	-	-	0.040
4.400	0.000	0.000	0.000	0.001	-	-	0.000	0.000	0.000	0.001	-	-	-	-	-	0.000	0.000	0.000	1.41	-	-	-	0.000	0.000	0.000	1.41	-	-	-	-	-	0.044

PIRAEUS BANK (CR)

(Contract Size: 100 Securities, Exercise Style: American, Physical Delivery)

Exercise Price	Call Options														Put Options																				
	December 2019				January 2020				Other Months		December 2019				January 2020				Other Months		Exercise Price														
	Open price	Price max	Price min	Last price	Closing price	Volume	Open Interest	Open price	Price max	Price min	Last price	Closing price	Volume	Open Interest	Volume	Open Interest	Open price	Price max	Price min	Last price		Closing price	Volume	Open Interest	Volume	Open Interest									
Totals:						0	4							0	72	0	0								0	0							0	50	0
Number of Trades:							0							0			0							0.00							0			0	

PPC (CR)

(Contract Size: 100 Securities, Exercise Style: American, Physical Delivery)

Exercise Price	Call Options														Volume	Open Interest	Put Options														Volume	Open Interest	Exercise Price
	December 2019						January 2020						Other Months				December 2019						January 2020						Other Months				
	Open price	Price max	Price min	Last price	Closing price	Volume	Open Interest	Open price	Price max	Price min	Last price	Closing price	Volume	Open Interest			Open price	Price max	Price min	Last price	Closing price	Volume	Open Interest	Open price	Price max	Price min	Last price	Closing price	Volume	Open Interest			
0.900	0.000	0.000	0.000	3.12	-	-									0.000	0.000	0.000	0.001	-	-									0.009				
0.950	0.000	0.000	0.000	3.12	-	-									0.000	0.000	0.000	0.001	-	-									0.010				
1.000	0.000	0.000	0.000	3.07	-	-									0.000	0.000	0.000	0.001	-	-									0.010				
1.100	0.000	0.000	0.000	2.97	-	-									0.000	0.000	0.000	0.001	-	-									0.011				
1.200	0.000	0.000	0.000	2.87	-	-									0.000	0.000	0.000	0.001	-	-									0.012				
1.300	0.000	0.000	0.000	2.77	-	-									0.000	0.000	0.000	0.001	-	-									0.013				
1.400	0.000	0.000	0.000	2.67	-	-									0.000	0.000	0.000	0.001	-	-									0.014				
1.500	0.000	0.000	0.000	2.57	-	-									0.000	0.000	0.000	0.001	-	-									0.015				
1.600	0.000	0.000	0.000	2.47	-	-									0.000	0.000	0.000	0.001	-	-									0.016				
1.700	0.000	0.000	0.000	2.37	-	-									0.000	0.000	0.000	0.001	-	-									0.017				
1.800	0.000	0.000	0.000	2.27	-	-									0.000	0.000	0.000	0.001	-	-									0.018				
1.900	0.000	0.000	0.000	2.17	-	-									0.000	0.000	0.000	0.001	-	-									0.019				
2.000	0.000	0.000	0.000	2.07	-	-	0.000	0.000	0.000		2.07	-	-		0.000	0.000	0.000	0.001	-	-	0.000	0.000	0.000		0.001	-	-		0.020				
2.200	0.000	0.000	0.000	1.87	-	-	0.000	0.000	0.000		1.87	-	-		0.000	0.000	0.000	0.001	-	-	0.000	0.000	0.000		0.001	-	-		0.022				
2.400	0.000	0.000	0.000	1.67	-	-	0.000	0.000	0.000		1.67	-	-		0.000	0.000	0.000	0.001	-	-	0.000	0.000	0.000		0.002	-	-		0.024				
2.600	0.000	0.000	0.000	1.47	-	-	0.000	0.000	0.000		1.47	-	-		0.000	0.000	0.000	0.001	-	-	0.000	0.000	0.000		0.003	-	-		0.026				
2.800	0.000	0.000	0.000	1.27	-	-	0.000	0.000	0.000		1.27	-	-		0.000	0.000	0.000	0.001	-	11	0.000	0.000	0.000		0.001	-	-		0.028				
3.000	0.000	0.000	0.000	1.07	-	21	0.000	0.000	0.000		1.08	-	-		0.000	0.000	0.000	0.001	-	31	0.000	0.000	0.000		0.001	-	-		0.030				
3.200	0.000	0.000	0.000	0.870	-	26	0.000	0.000	0.000		0.881	-	-		0.000	0.000	0.000	0.010	-	-	0.000	0.000	0.000		0.006	-	-		0.032				
3.400	0.000	0.000	0.000	0.670	-	20	0.000	0.000	0.000		0.694	-	5		0.000	0.000	0.000	0.001	-	-	0.000	0.000	0.000		0.018	-	-		0.034				
3.600	0.000	0.000	0.000	0.470	-	5	0.000	0.000	0.000		0.522	-	-		0.000	0.000	0.000	0.003	-	-	0.000	0.000	0.000		0.046	-	-		0.036				
3.800	0.000	0.000	0.000	0.271	-	-	0.000	0.000	0.000		0.372	-	-		0.000	0.000	0.000	0.001	-	-	0.000	0.000	0.000		0.096	-	-		0.038				
4.000	0.000	0.000	0.000	0.094	-	-	0.000	0.000	0.000		0.252	-	1		0.000	0.000	0.000	0.023	-	-	0.000	0.000	0.000		0.176	-	-		0.040				
4.400	0.000	0.000	0.000	0.003	-	-	0.000	0.000	0.000		0.096	-	-		0.000	0.000	0.000	0.330	-	-	0.000	0.000	0.000		0.420	-	-		0.044				
4.800	0.000	0.000	0.000	0.001	-	-	0.000	0.000	0.000		0.030	-	-		0.000	0.000	0.000	0.730	-	-	0.000	0.000	0.000		0.754	-	-		0.048				
5.200	0.000	0.000	0.000	0.001	-	-	0.000	0.000	0.000		0.007	-	-		0.000	0.000	0.000	1.13	-	-	0.000	0.000	0.000		1.13	-	-		0.052				
5.600	0.000	0.000	0.000	0.001	-	-	0.000	0.000	0.000		0.002	-	-		0.000	0.000	0.000	1.53	-	-	0.000	0.000	0.000		1.53	-	-		0.056				
6.000					-	-	0.000	0.000	0.000		0.001	-	-						-	-	0.000	0.000	0.000		1.93	-	-		0.060				
Totals:					0	72					0	6	0	10				0	42					0	20	0	0						
Number of Trades:					0						0		0					0.00						0		0							

Lending Products	Underlying Title	Multilateral Transactions[1]					Bilateral Transactions[2]		Stock Borrowing through OTC (volume)[3]
		Open Interest[5]	Volume(Offered)	Average Weighted	Transactions volume	Average Weighted	Transactions Volume	Average Weighted	Transactions Volume
ADMIEBOR	ADMIE (IPTO) HOLDING S.A. (CR)	13,120	---	---	---	---	---	115,644	
AEGNBOR	AEGEAN AIRLINES (CR)	1,000	---	---	---	---	---	11,211	
ALPHABOR	ALPHA BANK (CR)	57,000	---	---	48,760	5.16%	53,000	6.50%	43,651,468
ALMYBOR	ALUMIL (CR)	---	---	---	---	---	---	---	
TATTBOR	ATTICA BANK S.A. (CR)	---	---	---	---	---	---	370	
EEEBOR	CC HBC AG (CR)	1,872	---	---	---	---	---	70,546	
CENERBOR	CENERGY HOLDINGS (CB)	1,380	---	---	---	---	---	---	
ELLAKTORBOR	ELLAKTOR (CR)	150	---	---	---	---	---	278,398	
EUROBBOR	EUROBANK ERGASIAS (CR)	34,182	---	---	---	---	---	57,279,825	
EYDAPBOR	EYDAP S.A. (CR)	---	---	---	---	---	---	232,781	
FFGRPBOR	FOLLI FOLLIE (CR)	---	---	---	---	---	---	1,120,847	
FOYRKBOR	FOURLIS (CR)	7,873	---	---	---	---	---	4,650	
GEKTERNABOR	GEK TERNA (CR)	---	---	---	---	---	---	24,493	
SARBOR	GR. SARANTIS S.A. (CR)	1,765	---	---	---	---	---	612	
EXAEBOR	HELLENIC EXCHANGES-A.S.E. (CR)	---	---	---	---	---	---	123,778	
ELPEBOR	HELLENIC PETROLEUM (CR)	---	---	---	---	---	---	51,983	
INTRKBOR	INTRACOM HOLDINGS (CR)	8,000	---	---	---	---	---	---	
INLOTBOR	INTRALOT (CR)	---	---	---	---	---	---	464,512	
BELABOR	JUMBO SA (CR)	---	---	---	---	---	---	78,098	
LAMDABOR	LAMDA DEVELOPMENT SA (CR)	---	---	---	---	---	---	5,000	
MIGBOR	MARFIN INVESTMENT GROUP (CR)	---	---	---	---	---	---	1,659,474	
MOHBOR	MOTOR OIL (CR)	---	---	---	---	---	---	10,420	
MYTILBOR	MYTILINEOS (CR)	33,800	---	---	---	---	---	25,817	
ETEBOR	NATIONAL BANK (CR)	5,000	---	---	40,000	4.84%	---	---	21,240,895
OPAPBOR	OPAP (CR)	82,500	---	---	18,560	2.65%	---	---	1,357,606
HTOBOR	OTE (CR)	128	---	---	---	---	---	---	531,297
PPABOR	P.P.A. S.A. (CR)	121	---	---	---	---	---	---	2,901
TPEIRBOR	PIRAEUS BANK (CR)	5,000	---	---	---	---	---	---	23,111,141
PLAISBOR	PLAISIO COMPUTERS SA (CR)	---	---	---	---	---	---	---	1,000
PPCBOR	PPC (CR)	125,600	---	---	---	---	---	---	6,490,739
QUALBOR	QUALITY & RELIABILITY SA (CR)	---	---	---	---	---	---	---	---

## Stock Lending Notes

[1] - Multilateral contracts Lending or Borrowing as per Methods 8-1, 8-2 and 8-3-3 (According to ATHEX BoD Resolution No.17)

[2] - Bilateral Contracts Lending or Borrowing as per Methods 8-3-1 and 8-3-2 (According to ATHEX BoD Resolution No.20 )

[3] - The information concerning OTC Stock Borrowing Transactions is based on the statements of the Dematerialised Securities System (DSS) operators involved and refers to volumes that have been registered up until the previous working day.

[4] - Average Price (Volume weighted)

[5] - The Data concerning Open Interest before the start of trading session

Lending Products	Underlying Title	Multilateral Transactions[1]					Bilateral Transactions[2]		Stock Borrowing through OTC (volume)[3]
		Open Interest[5]	Volume(Offered)	Average Weighted	Transactions volume	Average Weighted	Transactions Volume	Average Weighted	Transactions Volume
TENERGYBOR	TERNA ENERGY (CR)	8,672	---	---	---	---	---	---	12,892
TITCBOR	TITAN CEMENT (CB)	---	---	---	---	---	---	---	9,207
VIORBOR	VIOTALCO SA/NV (CB)	---	---	---	25,367	4.32%	---	---	---

## Stock Lending Notes

[1] - Multilateral contracts Lending or Borrowing as per Methods 8-1, 8-2 and 8-3-3 (According to ATHEX BoD Resolution No.17)

[2] - Bilateral Contracts Lending or Borrowing as per Methods 8-3-1 and 8-3-2 (According to ATHEX BoD Resolution No.20 )

[3] - The information concerning OTC Stock Borrowing Transactions is based on the statements of the Dematerialised Securities System (DSS) operators involved and refers to volumes that have been registered up until the previous working day.

[4] - Average Price (Volume weighted)

[5] - The Data concerning Open Interest before the start of trading session



## Sectors codification for listed companies

12003 -	ETF	10101010	Computer Services
10101015	Software	10102030	Computer Hardware
15101010	Telecommunications Equipment	15102015	Telecommunications Services
20101010	Health Care Facilities	20101025	Health Care Services
20102010	Medical Equipment	20103015	Pharmaceuticals
30101010	Banks	30202000	Diversified Financial Services
30202010	Asset Managers & Custodians	30202015	Investment Services
30302010	Full Line Insurance	30302015	Insurance Brokers
35101010	Real Estate Holding and Development	35101015	Real Estate Services
35102000	Diversified REITs	35102030	Office REITs
40201040	Rental & Leasing Services: Consumer	40202010	Home Construction
40202015	Household Furnishings	40202020	Household Appliance
40203040	Electronic Entertainment	40203045	Toys
40204020	Clothing & Accessories	40301010	Entertainment
40301030	Publishing	40301035	Radio & TV Broadcasters
40401010	Diversified Retailers	40401020	Apparel Retailers
40401025	Home Improvement Retailers	40401030	Specialty Retailers
40501010	Airlines	40501015	Travel & Tourism
40501020	Casinos & Gambling	40501025	Hotels & Motels
45101015	Distillers & Vintners	45101020	Soft Drinks
45102010	Farming Fishing Ranching & Plantations	45102020	Food Products
45103010	Tobacco	45201010	Food Retailers & Wholesalers
45201020	Personal Products	50101010	Construction
50101030	Cement	50101035	Building Materials: Other
50202010	Electrical Components	50203000	Diversified Industrials
50203015	Plastics	50203030	Containers & Packaging
50204000	Machinery: Industrial	50204020	Machinery: Construction & Handling
50205010	Industrial Suppliers	50205020	Back Office Support HR & Consulting
50205030	Forms & Bulk Printing Services	50206015	Commercial Vehicles & Parts
50206030	Marine Transportation	50206060	Transportation Services
55101000	Diversified Materials	55101020	Textile Products
55102000	General Mining	55102010	Iron & Steel
55102015	Metal Fabricating	55102035	Aluminum
60101000	Integrated Oil & Gas	60101020	Oil Refining and Marketing
65101010	Alternative Electricity	65101015	Conventional Electricity
65102030	Water		



**ATHEX**  
Athens Stock Exchange

Λεωφ. Αθηνών 110 104 42 Αθήνα  
110, Athinon Ave. GR 104 42 Athens  
tel. (+30)210-33.66.800, fax (+30)210-33.66.101  
[www.athexgroup.gr](http://www.athexgroup.gr)