

19

**Ημερήσιο Δελτίο  
Συναλλακτικής Δραστηριότητας**

Daily Official List  
of Trading Activity

Wednesday, 18 December, 2019

Year: 140 Trading Day No: 241



**ATHEXGROUP**  
Athens Exchange Group

**Disclaimer:**

Hellenic Exchanges-Athens Stock Exchange S.A endeavours to ensure that the data and other material ("Information") presented on the Daily Official List are accurate and complete, but it is not liable for any errors or omissions of data or /and for the accuracy, credibility, updating and completeness of the aforesaid information nor it has any liability arising directly or indirectly from the use of the above Information.

The Company is not liable for the accuracy of the data included in listed companies' announcements. Only the sender of such an announcement is fully and solely liable for any infringement of third party's rights from the content of such announcement, All contents of the Daily Official List are provided only for information purposes and do not constitute investment advice or solicitation to invest in securities or other products listed for trading on the Exchange.

You acknowledge and agree that the Company is the owner of any property rights related to any Information appearing on the Daily Official List including intellectual property rights copyright, trademarks, etc.

The above data are a property of the Hellenic Exchanges-Athens Exchange and are copyright protected. Users are forbidden to reproduce, modify, copy, sale, transmit or redistribute, by all reproduction means and methods, part or the whole of the above data, without reference to their source.

The commercial exploitation of these data is, also, forbidden by third parties. Hellenic Exchanges-Athens Exchange does not carry any responsibility, direct or indirect, derived from usage or accidental alteration of the above data when used by third parties.

---

**Hellenic Exchanges – Athens Stock Exchange S.A.**

110 Athinon Ave.,10442 Athens, Tel: (210) 33.66.800, Fax: (210) 32.13.938

[www.athexgroup.gr](http://www.athexgroup.gr)

---

**Thessalonica Stock Exchange Center (T.S.E.C)**

16-18 Katouni Str., Thessalonica 546 25 Tel: (2310) 567.667, Fax: (2310) 530.545

**Athex Members Guarantee Fund**

14-16 Fidiou Str., Athens 106 78, Tel: (210) 33.04.682, Fax: (210) 33.04.155

**Hellenic Republic Capital Market Commission**

1 Kolokotroni Str. & 1 Stadiou Str., Athens 10562 Tel: (210) 33.77.100 Fax: (210) 33.77.173

---

**Table of Contents**

---

**Section 1: Statistical Figures of Securities, Derivatives and Lending**

Summary of Markets

Athex Indices

Analytic Figures for Athex Market's Boards and Categories

Trading Details by Athex Sectors and Financial Instruments (ETFs)

Top 10 best &amp; worst performing Shares

Derivatives Summary

**Section 2: Analytic Figures of Shares Transactions**

Analytic Figures of Shares Transactions

Shares' Notes

**Section 3: Figures of Securities Transactions**

Securities Blocks Details

Shares Rights Details

Stock Borrowing

Securities Forced Sales

Forced Sales Registered Shares

Exchange Traded Funds (ETFs) Characteristics

**Section 5: Bonds traded in Fixed Income Assets Market**

Convertible Corporate Bonds - Regulated Market

Non Convertible Corporate Bonds - Regulated Market

Government Bonds

Treasury Bills &amp; Zero Coupon Government Bonds

Government Bonds Traded with the Open Outcry Method

State Banks Bonds

**Section 6: Additional Infos**

Athex &amp; ATHEXClear Members List

List of Stocks under Market Making operations

**Section 7: Derivatives Market Analytic Figures**

Index Futures

Stock Futures

Index Options

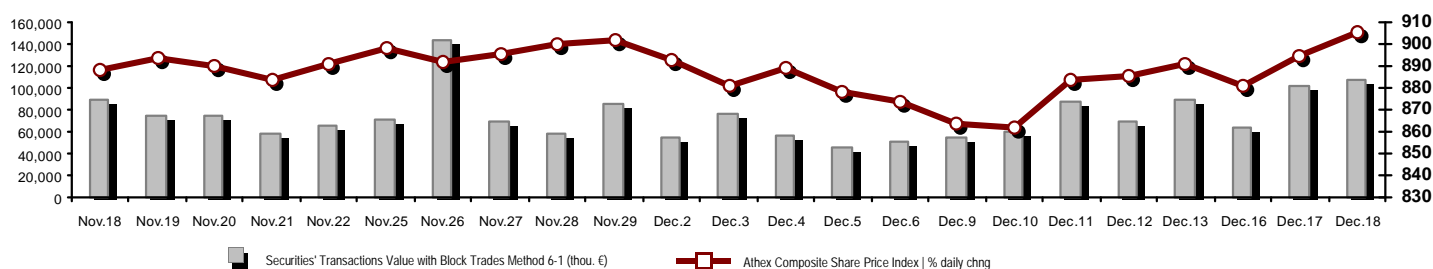
Stock Options

Stock Lending Analytic Figures

**Appendix A: Sectors codification for listed companies**

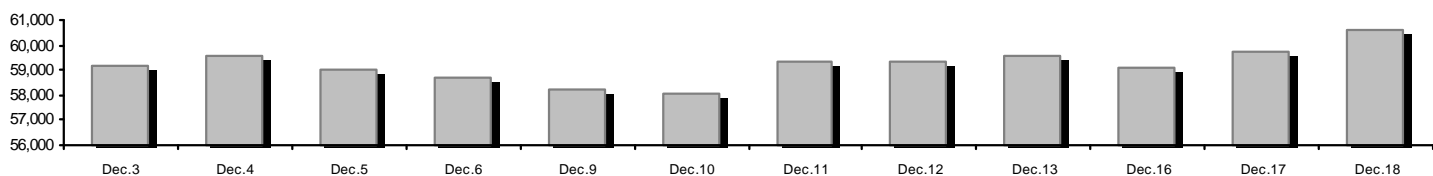
## Summary of Markets

Athex Composite Share Price Index vs Shares and Derivatives Transactions Value

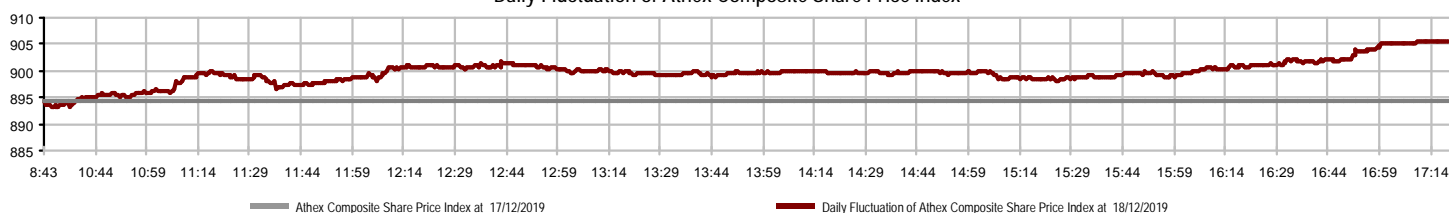


Athex Capitalisation (mill. €) **: 60,570.29	Derivatives Total Open Interest: 411,975
Daily change: mill. €   %: 811.10 1.36%	in Index Futures   % daily chng: 11,328 6.20%
Yearly Avg Capitalisation: mill. €   % chng prev year Avg: 54,518.36 4.58%	in Stock Futures   % daily chng: 395,358 3.16%
Athex Composite Share Price Index   % daily chng: 905.64 1.25%	in Index Options   % daily chng: 3,598 0.81%
Athex Composite Share Price Index Capitalisation (mill. €): 55,489.09	in Stock Options   % daily chng: 1,691 -0.59%
Daily change (mill. €): 772.33	
Securities' Transactions Value with Block Trades Method 6-1 ( 106,999.53	Derivatives Contracts Volume: 121,990
Daily change: %: 4,797.88 4.69%	Daily change: pieces   %: -16,380 -11.84%
YtD Avg Trans. Value: thou. €   % chng prev year Avg: 66,291.71 20.70%	YtD Avg Derivatives Contracts % chng prev year Avg: 41,924 -25.15%
Blocks Transactions Value of Method 6-1 (thou. €): 21,513.34	Derivatives Trades Number: 4,368
Blocks Transactions Value of Method 6-2 & 6-3 (thou. €): 0.00	Daily change: number   %: -788 -15.28%
Bonds Transactions Value (thou.€): 1,010.93	YtD Avg Trades number % chng prev year Avg: 2,862 5.54%
Securities' Transactions Volume with Block Trades Method 6-1 (th 45,008.73	Lending Total Open Interest: 229,868
Daily change: thou. pieces   %: 10,681.17 31.12%	Daily change: pieces   %: 28,030 13.89%
YtD Avg Volume: % chng prev year Avg: 32,325.67 -12.99%	Lending Volume (Multilateral/Bilateral): 161,450
Blocks Transactions Volume of Method 6-1 (thou. Pieces): 2,694.46	Daily change: pieces   %: 119,420
Blocks Transactions Volume of Method 6-2 & 6-3 (thou. Pieces): 0.00	Multilateral Lending: 161,450
Bonds Transactions Volume: 988,000	Bilateral Lending: 0
Securities' Trades Number with Block Trades Method 6-1: 34,649	Lending Trades Number: 18
Daily change: number   %: -1,196 -3.34%	Daily change: %: 6
YtD Avg Trades number % chng prev year Avg: 27,502 35.28%	Multilateral Lending Trades Number: 18
Number of Blocks Method 6-1: 15	Bilateral Lending Trades Number: 0
Number of Blocks Method 6-2 & 6-3: 0	
Number of Bonds Transactions: 72	

Athex Capitalisation (mill. €) \*\*



Daily Fluctuation of Athex Composite Share Price Index



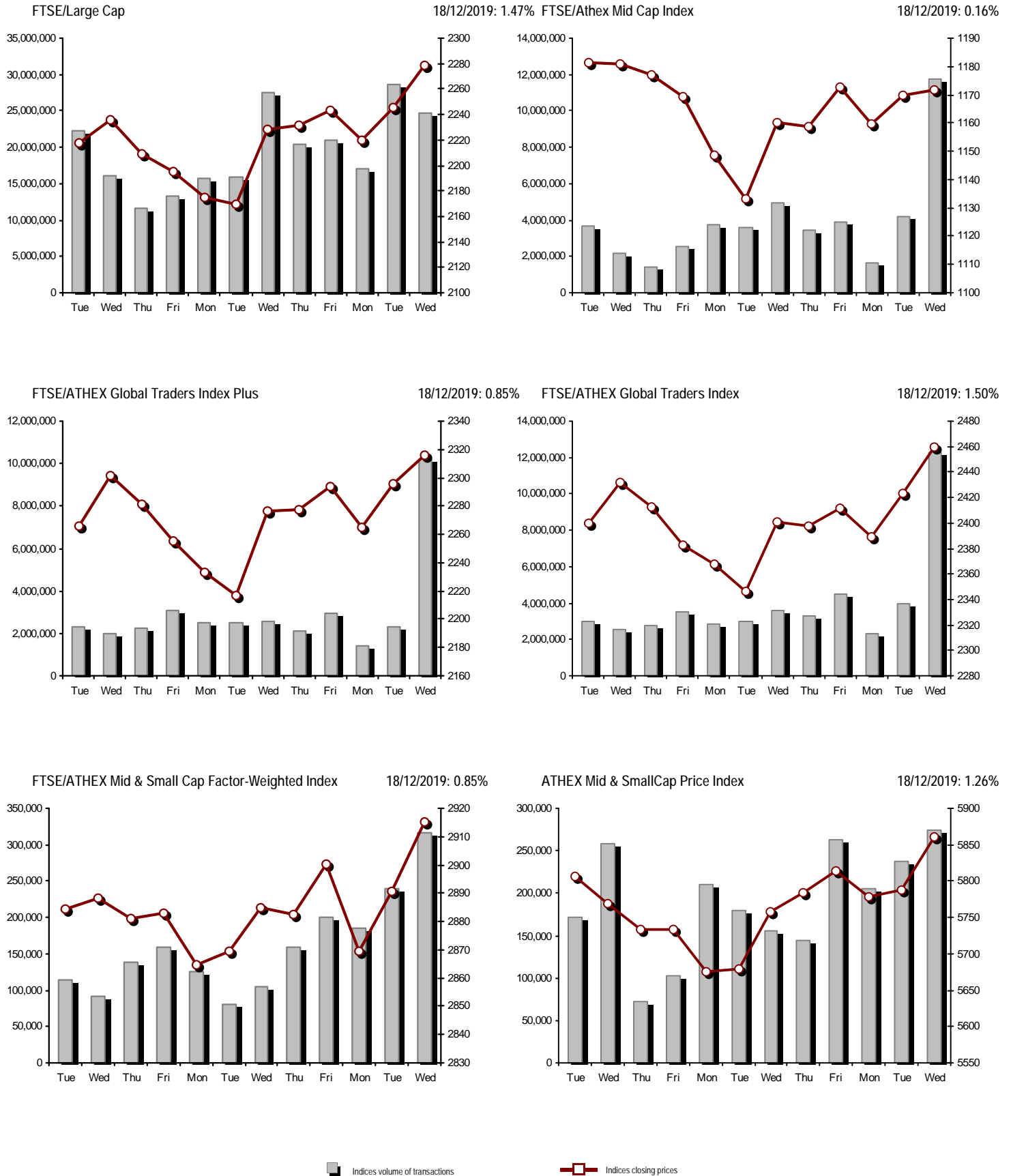
## Athex Indices

Index name	18/12/2019	17/12/2019	pts.	%	Min	Max	Year min	Year max	Year change
Athex Composite Share Price Index	905.64 #	894.49	11.15	1.25%	893.10	905.66	600.12	905.66	47.67% #
FTSE/Athex Large Cap	2,278.11 #	2,245.20	32.91	1.47%	2,242.86	2,278.11	1,580.73	2,278.11	41.64% #
FTSE/Athex Mid Cap Index	1,171.77 #	1,169.93	1.84	0.16%	1,163.97	1,176.14	945.49	1,467.88	20.17% #
FTSE/ATHEX-CSE Banking Index	654.96 #	647.22	7.74	1.20%	646.00	658.87	275.15	699.47	96.84% #
FTSE/ATHEX Global Traders Index Plus	2,315.73 #	2,296.11	19.62	0.85%	2,286.66	2,316.10	1,947.04	2,479.89	16.11% #
FTSE/ATHEX Global Traders Index	2,459.54 #	2,423.29	36.25	1.50%	2,416.67	2,459.54	1,866.67	2,517.12	29.63% #
FTSE/ATHEX Mid & Small Cap Factor-Weighted Ind	2,915.00 #	2,890.54	24.46	0.85%	2,866.15	2,915.00	2,173.67	2,953.89	31.59% #
ATHEX Mid & SmallCap Price Index	5,861.15 #	5,787.94	73.21	1.26%	5,787.94	5,861.15	3,914.71	5,994.42	47.93% #
FTSE/Athex Market Index	563.76 #	555.75	8.01	1.44%	555.14	563.77	392.32	563.77	41.23% #
FTSE Med Index	4,935.38 #	4,914.17	21.21	0.43%			3,966.78	5,048.35	24.48% #
Athex Composite Index Total Return Index	1,477.50 #	1,459.31	18.19	1.25%	1,457.04	1,477.54	952.47	1,477.54	51.79% #
FTSE/Athex Large Cap Total Return	3,369.52 #	3,320.84	48.68	1.47%			2,321.35	3,369.52	43.99% #
FTSE/ATHEX Large Cap Net Total Return	1,034.12 #	1,019.18	14.94	1.47%	1,018.12	1,034.12	692.89	1,034.12	46.68% #
FTSE/Athex Mid Cap Total Return	1,428.37 #	1,426.13	2.24	0.16%			1,180.35	1,784.30	18.69% #
FTSE/ATHEX-CSE Banking Total Return Index	572.49 #	565.73	6.76	1.19%			265.40	605.55	82.63% #
Hellenic Mid & Small Cap Index	1,239.15 #	1,225.59	13.56	1.11%	1,219.01	1,239.41	884.70	1,269.98	36.67% #
FTSE/Athex Banks	865.36 #	855.14	10.22	1.20%	853.52	870.52	363.54	924.17	96.84% #
FTSE/Athex Financial Services	1,000.98 #	998.44	2.54	0.25%	992.55	1,009.62	744.92	1,191.69	28.29% #
FTSE/Athex Industrial Goods & Services	2,588.34 #	2,581.62	6.72	0.26%	2,563.20	2,592.68	1,884.26	2,967.88	35.55% #
FTSE/Athex Retail	69.58 €	69.83	-0.25	-0.36%	69.58	71.09	58.44	82.89	16.14% #
FTSE/ATHEX Real Estate	5,239.42 #	4,955.20	284.22	5.74%	4,912.43	5,250.71	2,928.70	6,158.58	73.49% #
FTSE/Athex Personal & Household Goods	10,049.22 #	9,816.56	232.66	2.37%	9,736.68	10,049.22	6,649.54	10,049.22	46.10% #
FTSE/Athex Food & Beverage	11,271.39 #	11,012.37	259.02	2.35%	11,012.37	11,271.39	10,000.70	13,120.06	11.48% #
FTSE/Athex Basic Resources	6,177.93 #	6,146.15	31.78	0.52%	6,140.67	6,269.21	3,146.82	11,171.70	88.31% #
FTSE/Athex Construction & Materials	2,969.12 #	2,954.77	14.35	0.49%	2,935.57	2,982.75	2,437.75	3,183.37	14.98% #
FTSE/Athex Oil & Gas	4,943.29 €	4,959.95	-16.66	-0.34%	4,926.42	4,985.08	4,612.01	5,758.60	1.71% #
FTSE/Athex Chemicals	8,854.73 ~	8,854.73	0.00	0.00%	8,730.56	8,934.46	7,722.79	11,217.47	8.30% #
FTSE/Athex Travel & Leisure	1,990.22 €	2,002.69	-12.47	-0.62%	1,969.28	2,002.69	1,309.57	2,003.28	50.42% #
FTSE/Athex Technology	861.17 #	845.08	16.09	1.90%	844.76	861.17	692.80	1,087.14	21.43% #
FTSE/Athex Telecommunications	3,771.02 #	3,655.41	115.61	3.16%	3,638.90	3,771.02	2,614.94	3,845.34	43.91% #
FTSE/Athex Utilities	3,223.53 #	3,204.21	19.32	0.60%	3,171.13	3,260.05	1,729.19	3,260.05	83.26% #
FTSE/Athex Health Care	498.64 ~	498.64	0.00	0.00%	487.64	498.64	460.82	512.40	-1.50% €
Athex All Share Index	213.35 #	210.49	2.86	1.36%	213.35	213.35	157.01	215.26	35.02% #
Hellenic Corporate Bond Index	120.21 €	120.28	-0.07	-0.06%			116.31	121.33	3.33% #
Hellenic Corporate Bond Price Index	95.77 €	95.84	-0.07	-0.07%			95.04	97.19	-0.02% €

Note 1: FTSE/Med 100, Hellenic Corporate Bond Price Index and Hellenic Corporate Bond Index closing prices refer to the previous trading day of 16/12/2019.

Note 2: The Hellenic Mid & Small Cap Index is a Customized index calculated by the Athens Exchange.

Athex Indices



## Analytic Figures for Athex Market's Boards and Categories

	Total Traded Securities	Main Market	Surveillance	Exchange Traded Funds (ETFs)
Totals	127	113	13	1
Gain / Lose / Same:	68 / 31 / 28	62 / 28 / 23	5 / 3 / 5	1 / 0 / 0
Athex Capitalisation (mill. €) **	60,570.29	60,271.64	298.66	
Daily Average Trans/ons Value(thou.€)	66,291.71	66,268.46	56.08	44.16
Transactions Value	106,999.53	106,113.84	797.97	87.72
Main Board:	85,486.19	84,600.50	797.97	87.72
Blocks Board 6_2_3:	21,513.34	21,513.34	0.00	0.00
Forced Sales Board:	0.00	0.00	0.00	0.00
Special Terms Board:	0.00	0.00	0.00	0.00
Daily Average Transactions Volume	32,325,668	31,954,821	402,789	2,006
Transactions Volume	45,008,734	37,502,650	7,502,283	3,801
Main Board:	42,314,278	34,808,194	7,502,283	3,801
Blocks Board 6_2_3:	2,694,456	2,694,456	0	0
Forced Sales Board:	0	0	0	0
Special Terms Board:	0	0	0	0
Daily Average Number of Trades	27,502	27,352	149	3
Number of Trades	34,649	34,160	485	4
Main Board:	34,634	34,145	485	4
Blocks Board 6_2_3:	15	15	0	0
Forced Sales Board:	0	0	0	0
Special Terms Board:	0	0	0	0

## Trading Details by Athex Sectors and Financial Instruments (ETFs)

Code	Sectors	Gain / Lose / Same	Number of Trades	Transactions Volume	Transactions Value	% of Total Trans. Value
3010	- Banks	4 / 1 / 1	11,589	18,058,209	28,272,098.73	26.42%
5510	- Basic Resources	7 / 2 / 3	286	135,753	198,229.83	0.19%
5010	- Construction & Materials	6 / 4 / 3	1,718	1,196,648	3,186,150.36	2.98%
4020	- Consumer Products & Services	5 / 1 / 3	2,286	622,518	5,820,437.02	5.44%
6010	- Energy	1 / 3 / 0	1,389	221,386	3,657,591.84	3.42%
12000	- Financial Instruments	1 / 0 / 0	4	3,801	87,717.36	0.08%
3020	- Financial Services	1 / 1 / 0	817	2,416,738	925,208.64	0.86%
4510	- Food Beverage & Tobacco	7 / 3 / 0	1,056	14,663,563	4,326,229.19	4.04%
2010	- Health Care	2 / 1 / 1	56	8,428	9,555.91	0.01%
5020	- Industrial Goods & Service	12 / 1 / 10	1,867	1,008,130	3,191,733.72	2.98%
3030	- Insurance	0 / 1 / 0	130	18,306	89,465.89	0.08%
4030	- Media	0 / 1 / 2	70	45,555	9,267.55	0.01%
4520	- Personal Care, Drug & Grocery Stores	1 / 1 / 1	382	207,404	1,670,967.07	1.56%
3510	- Real Estate	5 / 0 / 2	1,804	942,204	6,849,031.56	6.40%
4040	- Retail	3 / 3 / 0	343	218,640	1,187,518.28	1.11%
1010	- Technology	3 / 2 / 1	455	136,410	268,698.78	0.25%
1510	- Telecommunications	3 / 1 / 0	3,995	2,135,552	27,414,819.91	25.62%
4050	- Travel & Leisure	3 / 4 / 1	3,151	1,394,035	13,753,911.82	12.85%
6510	- Utilities	4 / 1 / 0	3,251	1,575,454	6,080,893.47	5.68%

## Top 10 best &amp; worst performing Shares

## Main Market

With positive Price change	Closing price	change	With negative Price change	Closing price	change
PERSEUS SA (CR)	1.14	10.68% #	ATTICA BANK S.A. (CR)	0.396	-6.82% Ⓔ
KEKROPS SA (CR)	1.812	8.63% #	IKTINOS HELLAS SA (CR)	1.14	-2.40% Ⓔ
INFORM P. LYKOS SA (CR)	1.55	6.90% #	KARATZIS SA (CR)	7.75	-1.90% Ⓔ
LAMDA DEVELOPMENT SA (CR)	7.88	5.91% #	AVAX S.A. (CR)	0.601	-1.64% Ⓔ
BYTE COMPUTER SA (CR)	1.14	5.56% #	PPC (CR)	4.07	-1.26% Ⓔ
EVROFARMA SA (CR)	1.16	5.45% #	MOTOR OIL (CR)	20.36	-1.16% Ⓔ
INTRACOM HOLDINGS (CR)	0.83	4.80% #	KRI-KRI S.A. (CR)	5.32	-1.11% Ⓔ
NIREFS SA (CR)	0.23	4.54% #	OPAP (CR)	11.98	-0.83% Ⓔ
ELASTRON (CR)	1.415	3.66% #	MARFIN INVESTMENT GROUP (CR)	0.0912	-0.55% Ⓔ
INTERCONTINENTAL (CR)	7.35	3.52% #	TITAN CEMENT (CB)	18.6	-0.32% Ⓔ
With the highest Transactions Value	Value (thou. €)	change	With the highest Transactions Volume	Volume	change
OTE (CR)	27,318.82	3.16% #	EUROBANK ERGASIAS (CR)	8,238,121	0.98% #
OPAP (CR)	13,418.78	-0.83% Ⓔ	NIREFS SA (CR)	7,525,702	4.54% #
NATIONAL BANK (CR)	10,157.70	1.48% #	ALPHA BANK (CR)	4,393,601	1.60% #
ALPHA BANK (CR)	8,284.34	1.60% #	NATIONAL BANK (CR)	3,469,808	1.48% #
EUROBANK ERGASIAS (CR)	7,210.79	0.98% #	MARFIN INVESTMENT GROUP (CR)	2,262,506	-0.55% Ⓔ
LAMDA DEVELOPMENT SA (CR)	6,696.25	5.91% #	OTE (CR)	2,019,873	3.16% #
JUMBO SA (CR)	4,191.08	2.34% #	ATTICA BANK S.A. (CR)	1,272,203	-6.82% Ⓔ
MOTOR OIL (CR)	3,249.26	-1.16% Ⓔ	OPAP (CR)	1,121,921	-0.83% Ⓔ
PPC (CR)	2,390.25	-1.26% Ⓔ	LAMDA DEVELOPMENT SA (CR)	870,981	5.91% #
MYTILINEOS (CR)	2,353.73	0.00% -	ELLAKTOR (CR)	811,961	2.22% #

Note: Stocks that are not included in the "Low Dispersion" and "Under Supervision" categories, and the transactions value is more than 10,000 €.



## Derivatives Summary

	Number of Trades	Volume	Open Interest
<b>Index Futures</b>	<b>375</b>	<b>3,158</b>	<b>11,328</b>
FTSE/Athex Large Cap	375	3,158	11,328
<b>Stock Futures</b>	<b>3,958</b>	<b>118,658</b>	<b>395,358</b>
ADMIE (IPTO) HOLDING S.A. (CR)	167	1,653	7,534
ALPHA BANK (CR)	361	18,025	54,827
ATTICA BANK S.A. (CR)	17	1,189	8,186
CC HBC AG (CR)	22	67	371
CENERGY HOLDINGS (CB)	80	1,702	8,542
ELLAKTOR (CR)	359	10,249	28,320
EUROBANK ERGASIAS (CR)	288	21,859	50,186
EYDAP S.A. (CR)	29	170	667
FOURLIS (CR)	8	33	157
GEK TERNA (CR)	75	1,209	12,747
HELLENIC EXCHANGES-A.S.E. (CR)	88	723	2,903
HELLENIC PETROLEUM (CR)	74	595	2,736
INTRACOM HOLDINGS (CR)	58	795	4,182
INTRALOT (CR)	143	2,397	5,669
JUMBO SA (CR)	76	410	1,210
LAMDA DEVELOPMENT SA (CR)	291	1,749	2,843
MARFIN INVESTMENT GROUP (CR)	176	20,483	78,042
MOTOR OIL (CR)	57	201	885
MYTILINEOS (CR)	333	2,640	14,649
NATIONAL BANK (CR)	361	15,274	43,332
OPAP (CR)	68	247	3,246
OTE (CR)	100	740	4,696
P.P.A. S.A. (CR)	9	96	782
PIRAEUS BANK (CR)	322	9,786	31,761
PPC (CR)	224	3,036	13,506
TERNA ENERGY (CR)	56	333	5,466
TITAN CEMENT (CB)	6	14	75
VIOHALCO SA/NV (CB)	110	2,983	7,838
<b>Index Options</b>	<b>34</b>	<b>104</b>	<b>3,598</b>
FTSE/Athex Large Cap	34	104	3,598
<b>Stock Options</b>	<b>1</b>	<b>70</b>	<b>1,691</b>
ALPHA BANK (CR)	0	0	51
NATIONAL BANK (CR)	1	70	661
OPAP (CR)	0	0	458
OTE (CR)	0	0	245
PIRAEUS BANK (CR)	0	0	126
PPC (CR)	0	0	150
<b>Total Derivatives Traded</b>	<b>4,368</b>	<b>121,990</b>	<b>411,975</b>









Number of Outstanding Securities	Nominal Value	Dividends [1]			Date of Last Coupon		Note	Shares	Closing price	% change	Previous closing price/date	Open price	Price min	Price max	Last price	Avg price	Last Bid [7]	Last Ask [7]	P/E after	Year	Volume	Trades	Transactions Value[8]	Company Mkt Value (thou. €)	Year low	Year high	Sector[4]	
		2016	2017	2018	Dividend [2]	Right																						
7,734,375	1.00	---	---	---	09/07/2007	07/01/2011	5112	LIVANIS SA (CR)	0.065	---	0.065	17/12/2019	0.078	0.078	0.078	0.078	---	2993@0.078	---	---	1,177	2	91.81	502.73	0.032	0.096	40301030	
15,842,391	1.51	---	---	---	15/07/2009	12/05/2000	5141	BITROS HOLDING SA (CR)	0.141	---	0.141	17/12/2019	---	---	---	---	1000@0.130	10000@0.141	---	---	---	---	---	2,233.78	0.084	0.278	55102010	
119,596,817	0.040	---	---	---	15/07/2008	27/04/2017	5190	NIKAS SA (CR)	0.5	---	0.5	17/12/2019	---	---	---	---	---	---	---	---	---	---	---	59,798.41	0.32	0.6	45102020	
24,319,250	0.300	---	---	---	09/07/2002	04/07/2007	5165	PROODEFTIKH SA (CR)	0.151	---	0.151	17/12/2019	0.16	0.16	0.16	0.16	0.16	850@0.160	1000@0.161	---	---	150	1	24.00	3,672.21	0.09	0.248	50101010
245,497,664	0.310	---	---	---	01/07/2008	30/07/2012	5207	SELONDA AQUACULTURE SA (CR)	0.1	96.08	# 0.051	17/12/2019	0.1	0.1	0.1	0.1	0.19549999@0.100	---	---	---	7,031,207	382	703,120.70	24,549.77	0.031	0.1	45102010	
10,186,667	1.35	---	---	---	24/06/2008	02/02/2016	4887	SIDMA SA (CR)	0.48	---	0.48	17/12/2019	---	---	---	---	510@0.402	310@0.488	---	---	---	---	---	4,889.60	0.204	0.72	55102010	
766,000	1.00	---	---	---	01/07/2004	11/12/2012	5193	TRIA ALFA SA (CR)	1.8	---	1.8	17/12/2019	---	---	---	---	---	---	55.15	2018	---	---	---	1,660.55	1.44	3.18	55101020	
245,000	1.00	---	---	---	19/07/2010	11/12/2012	5194	TRIA ALFA SA (PR)	1.15	---	1.15	17/12/2019	---	---	---	---	---	500@1.20	35.23	2018	---	---	---	1,660.55	0.535	2.1	55101020	

## Suspension Status

20,255,805	0.300	---	---	---	22/08/2006	02/08/2010	5136	AXON HOLDING SA (CR)	0.058	---	0.058	28/04/2017	---	---	---	---	---	---	---	---	---	---	---	1,174.84	0.058	0.058	20101010
21,820,410	0.800	---	---	---	22/05/2008	02/08/2011	5174	EUROMEDICA SA (CR)	0.448	---	0.448	30/04/2018	---	---	---	---	---	---	---	---	---	---	---	9,775.54	0.448	0.448	20101010
66,948,210	0.300	---	---	---	22/09/2015	22/09/2015	5179	FOLLI FOLLIE (CR)	4.8	---	4.8	24/05/2018	---	---	---	---	---	---	---	---	---	---	---	321,351.41	4.8	4.8	40401030
13,191,620	0.620	---	---	---	04/08/2010	09/09/2002	5217	YALCO - CONSTANTINOU (CR)	0.0555	---	0.056	30/09/2019	---	---	---	---	---	---	---	---	---	---	---	732.13	0.048	0.178	40202020
14,870,100	0.300	---	---	---	15/05/2008	26/09/2011	5130	ALPHA GRISSIN S.A. (CR)	0.014	---	0.014	13/04/2017	---	---	---	---	---	---	---	---	---	---	---	208.18	0.014	0.014	10102030
33,930,000	0.300	---	---	---	03/07/2006	30/05/2001	4865	BABIS VOVOS SA (CR)	0.304	---	0.304	30/03/2012	---	---	---	---	---	---	---	---	---	---	---	10,314.72	0.304	0.304	35101010
77,126,446	0.340	---	---	---	23/05/2005	18/08/2011	5206	G.E. DIMITRIOU (CR)	0.0125	---	0.013	30/04/2019	---	---	---	---	---	---	---	---	---	---	---	964.08	0.01	0.028	40202020
6,000,000	0.600	---	---	---	13/06/2008	08/04/2004	5172	EUROBROKERS S.A. (CR)	0.008	---	0.008	27/04/2018	---	---	---	---	---	---	---	---	---	---	---	48.00	0.008	0.008	30302015
7,085,888	1.59	---	---	---	02/07/1996	06/09/2010	5216	ELVIEMEK (CR)	2.6	---	2.6	30/09/2019	---	---	---	---	---	---	---	---	---	---	---	18,423.31	2.6	4.7	35101010
24,619,524	0.500	---	---	---	10/10/1986	30/12/2002	4914	KERAMIA-ALLATINI (CR)	0.088	---	0.088	30/08/2012	---	---	---	---	---	---	---	---	---	---	---	2,166.52	0.088	0.088	35101010
31,543,600	0.420	---	---	---	19/07/2010	19/12/2018	5205	KRETA FARM SA (CR)	1.085	---	1.085	30/04/2019	---	---	---	---	---	---	---	---	---	---	---	34,224.81	0.6	1.22	45102020
25,179,640	0.600	---	---	---	08/08/1994	19/09/2000	5191	J.BOUTARIS & SON HOLD. SA (CB)	0.026	---	0.026	01/10/2018	---	---	---	---	---	---	---	---	---	---	---	742.45	0.026	0.026	45101015
1,540,000	0.600	---	---	---	08/08/1994	19/09/2000	5192	J.BOUTARIS & SON HOLD. (PB)	0.057	---	0.057	01/10/2018	---	---	---	---	---	---	---	---	---	---	---	742.45	0.057	0.057	45101015
23,935,280	0.300	---	---	---	29/06/2009	13/06/2000	5153	NAYTEMPORIKI PUBLISHING SA(CR)	0.107	---	0.107	02/10/2017	---	---	---	---	---	---	---	---	---	---	---	2,561.07	0.107	0.107	40301030
255,459,600	0.300	---	---	---	26/06/2000	03/12/2010	5101	NEL SA (CR)	0.07	---	0.07	31/08/2015	---	---	---	---	---	---	---	---	---	---	---	17,882.17	0.07	0.07	40501015
23,463,874	0.800	---	---	---	23/05/2003	21/12/1999	4918	NEORION SA (CR)	0.125	---	0.125	30/08/2012	---	---	---	---	---	---	---	---	---	---	---	2,932.98	0.125	0.125	50206030
18,750,000	0.300	---	---	---	02/07/2001	31/12/2012	5154	PEGASUS PUBLISHING S.A. (CR)	0.089	---	0.089	02/10/2017	---	---	---	---	---	---	---	---	---	---	---	1,668.75	0.089	0.089	40301030
100,793,572	0.300	---	---	---	16/07/2009	11/02/2016	5110	TELETIPOS SA (CR)	0.06	---	0.06	07/03/2016	---	---	---	---	---	---	---	---	---	---	---	6,047.61	0.06	0.06	40301035
4,034,950	0.680	---	---	---	01/07/2005	30/12/2010	5171	CHATZIKRANIOTIS & SONS SA (CR)	0.14	---	0.14	27/04/2018	---	---	---	---	---	---	---	---	---	---	---	564.89	0.14	0.14	45102020

Shares' Notes

Code	Note text
( )	- Adjusted dividends.
*	- Last adjusted closing price.
[1]	- Net dividends.
[2]	- The "Date of Last Coupon" for New listings refers to the date company's stocks started to trade in Athex
[3]	- The Company Market Value is referred to the number of outstanding shares
[4]	- Sectors codification can be found in Appendix A
[5]	- The Market Value refers to the total number of shares listed (including their several classes) in the exchange by the company.
[6]	- P/E greater than 100
[7]	- Last view of the Order Book before the end of the trading session
[8]	- All Blocks Methods' Transactions Value are included.
4750	- Transfer to the Under Surveillance Category from 8/4/2011.
4865	- Suspension of trading as of 2/4/2012.
4887	- Transfer to the Surveillance Category as of 10/4/2012.
4912	- Transfer to the Surveillance Category as of 31/7/2012.
4914	- Suspension of trading as of 31/8/2012.
4918	- Suspension of trading as of 31/8/2012.
4955	- Transfer to the Surveillance Category as from 5/4/2013.
4956	- Transfer to the Surveillance Category as from 5/4/2013.
4957	- Transfer to the Surveillance Category as from 5/4/2013.
4958	- Transfer to the Surveillance Category as from 5/4/2013.
4959	- Transfer to the Surveillance Category as from 5/4/2013.
4983	- Transfer to the Surveillance Category as of 5/4/2013.
5080	- Transfer to the Surveillance Category as of 06/09/2011.
5093	- Transfer to the Surveillance Category as of 8/4/2015.
5095	- Transfer to the Surveillance Category as from 5/4/2013.
5101	- Suspension of trading as of 1/9/2015.
5110	- Suspension of trading as of 08/03/2016.
5112	- Transfer to the Surveillance Category as of 15/04/2016.
5115	- Transfer to the Surveillance Category as of 15/04/2016.
5123	- Transfer to the Surveillance Category as of 10/04/2014
5130	- Suspension of trading as of 18/04/2017.
5136	- Suspension of trading as of 02/05/2017.
5141	- Transfer to the Surveillance Category as of 10/05/2017.
5153	- Suspension of trading as of 03/10/2017.
5154	- Suspension of trading as of 03/10/2017.
5156	- Transfer to the Surveillance Category as of 11/12/2017.
5160	- Transfer to the Surveillance Category as of 15/04/2016.
5161	- Transfer to the Surveillance Category as of 25/11/2011.
5162	- Transfer to the Under Supervision Category as of 21/12/2009.
5165	- Transfer to the Surveillance Category as of 15/02/2018.
5171	- Suspension of trading as of 30/04/2018.
5172	- Suspension of trading as of 30/04/2018.
5174	- Suspension of trading as of 02/05/2018.
5178	- Transfer to the Surveillance Category as of 11/05/2018.
5179	- Suspension of trading as of 25/05/2018.
5190	- Transfer to the Surveillance Category as of 10/04/2012.
5191	- Suspension of trading as of 02/10/2018.
5192	- Suspension of trading as of 02/10/2018.
5193	- Transfer to the Surveillance Category as of 25/10/2018.
5194	- Transfer to the Surveillance Category as of 25/10/2018.
5195	- Transfer to the Surveillance Category as of 27/06/2008.
5197	- Transfer to the Surveillance Category as of 07/11/2018.

---

## Shares' Notes

---

Code	Note text
5205	- Suspension of trading as of 02/05/2019.
5206	- Suspension of trading as of 02/05/2019.
5207	- Transfer to the Surveillance Category as from 13/05/2019.
5216	- Suspension of trading as of 01/10/2019.
5217	- Suspension of trading as of 01/10/2019.
5223	- The 97,014,940 new (CR) shares, resulting from the recent share capital increase through a rights issue, are not yet admitted to trading on ATHEX.



Securities Blocks Details

Securities	Block Volume	Price	Block Trade Value	Time of approval	Note
OPAP (CR)	50,000	11.96	597,750.00	10:35:04	20
OTE (CR)	189,035	13.29	2,512,275.15	11:11:11	20
MYTILINEOS (CR)	72,813	9.93	723,033.09	11:13:53	20
OPAP (CR)	99,027	12.05	1,192,780.22	11:16:02	20
OTE (CR)	33,000	13.29	438,570.00	11:17:51	20
EUROBANK ERGASIAS (CR)	500,000	0.876	438,000.00	11:19:34	20
LAMDA DEVELOPMENT SA (CR)	50,000	7.55	377,500.00	11:56:18	20
OPAP (CR)	50,000	11.99	599,250.00	14:15:11	20
OPAP (CR)	100,000	11.87	1,187,000.00	15:19:12	20
OTE (CR)	600,000	13.58	8,148,000.00	16:05:09	20
OTE (CR)	98,543	13.58	1,338,213.94	16:09:14	20
NATIONAL BANK (CR)	200,000	2.92	584,000.00	16:53:26	20
OTE (CR)	147,572	13.58	2,004,027.76	17:00:55	20
ALPHA BANK (CR)	481,678	1.89	908,203.87	17:13:15	20
MOTOR OIL (CR)	22,788	20.39	464,736.19	17:13:24	20

Blocks Notes

- 9 - Method 6-1 / Special Fees
- 10 - Method 6-1 / Special Fees, SDS
- 14 - Method 6-3 / Settlement, Incomplete Buy and Sell
- 18 - Method 6-2 / SPOT 1
- 19 - Method 6-2 / SPOT 2
- 20 - Method 6-1 and Method 6-1 Same Day Settlement
- 21 - Other Pre-agreed

**Shares Rights Details**

Occured date	Exercise from	Exercise until	Trading until	<b>Rights</b>	Price min	Price max	Closing price	Last Bid	Last Ask	Volume	Trades	Transactions Value
--------------	---------------	----------------	---------------	---------------	-----------	-----------	---------------	----------	----------	--------	--------	--------------------

No Rights Transactions.

---

Securities Forced Sales

---

Securities	Category of Security	Transaction s Volume	Number of Trades	Transactions Value	Note
------------	----------------------	-------------------------	---------------------	-----------------------	------

---

No Forced Transactions.

---

---

Forced Sales Notes

---

- 1 - Normal Forced Sale.
- 2 - Forced Sales of Fixed Registered Shares.
- 3 - Forced Sales of Remaining Stock Fractions.

**Forced Sales Registered Shares**

Securities	Start Date	End Date	Initial Volume	Remaining Volume	Date	Avg price (day)	Avg price (period)	Number of Trades	Transactions Volume	Transactions Value
------------	------------	----------	----------------	------------------	------	-----------------	--------------------	------------------	---------------------	--------------------

No Fixed Registered Shares Forced Sales.

**Forced Sales Notes**

According to Decision 1/380/04.05.2008 of the Hellenic Republic Capital Market Commission, the certificated registered shares that have not been deposited to the issuer for dematerialisation, will be auctioned in the Athens Exchange by the supervising issuer. Forced sales procedure is held according to Article 99A of the Athens Exchange Rulebook. The average price of the period is calculated by dividing the Total transactions value by the Total volume and includes all the transactions made until the current date.

## Exchange Traded Funds (ETFs) Characteristics

	Transactions Date (T)	Creation / Redemption	Units (T-1)	New Units (T-1)	Redemption Units (T-1)	Units (T) [1]	Fund Assets [2]	Net Unit Price	Dividend per	Dividend Date
ALPHA ETF FTSE Athex Large Cap	18/12/2019	5,000	812,382	---	---	812,382	18,723,820.00	23.0480	0.43	30/06/2018

## ETFs Notes

[1] - Units (T) = Units (T-1) + New Units (T-1) - Redemption Units (T-1)

[2] - The Creation / Redemption Units of T-1 are included.

## Convertible Corporate Bonds - Regulated Market

Num Listed Bonds	Nominal price	Issue price	Today's Rate	Exp. Date	Duration (years)	Note	Coupon		Trading	Corporate Bonds	Price min	Price max	Closing price	Previous closing price/date	Volume	Transactions Value	Last order			Year min	Year max
							Common	Preferred									Price	Buy / Sell	Date		
171,268,704	0.30	0.30	1.00	11/10/2025	9	---	13	---	1	FORTHNET S.A. (Convertible)	---	---	---	---	---	---	1.0000	B	23/10/2019	100.0000	100.0000

## Corporate Bonds Notes

Transactions Volume = (Pieces) \* (Nominal Price). Transactions Value = (Pieces) \* (Nominal Price) \* (price %) + (Accrued interest).

The price of a Bond is stated as a percentage (%) of Bond's Nominal Price.

Nominal Price in Euros (€), except if it is noted differently.

## Non Convertible Corporate Bonds - Regulated Market

Num Listed Bonds	Nominal price	Issue price	Today's Rate	Exp. Date	Duration (years)	Note	Coupon		Trading	Corporate Bonds	Accrued Int.	Yield.T.Mat	Price min	Price max	Closing price	Previous closing price/date	Volume	Transactions Value	Last order			ear min	Year max	
							Common	Preferred											Price	Buy / Sell	Date			
175,000	1,000.00	1,000.00	3.40	26/07/2024	5	---	1	---	1	ATTICA HOLDINGS S.A. (Non Convertible)	13.8833	3.4430	98.5000	99.9840	99.6353	98.8900	17/12/2019	221,000	222,585.39	99.0300	B	18/12/2019	98.4660	103.4000
300,000	1,000.00	1,000.00	3.10	27/06/2022	5	---	5	---	1	MYTILINEOS HOLDINGS S.A. (Non Convertible)	15.1556	2.7060	100.3000	100.5500	100.4387	100.3410	17/12/2019	150,000	152,938.03	100.3000	B	18/12/2019	100.3100	103.4000
50,000	1,000.00	1,000.00	4.35	20/06/2022	5	---	5	---	1	SYSTEMS SUNLIGHT S.A. (Non Convertible)	---	3.6380	100.2100	101.2000	100.7260	100.3010	16/12/2019	63,000	63,403.34	100.5000	B	18/12/2019	99.4118	104.5000
200,000	1,000.00	1,000.00	3.50	21/03/2022	5	---	6	---	1	O.P.A.P. S.A. (Non Convertible)	8.5556	3.0280	100.3200	100.5500	100.3780	100.8900	17/12/2019	53,000	53,643.34	100.3200	B	18/12/2019	100.3780	103.5200
24,260	1,000.00	1,000.00	4.95	26/06/2023	5	---	3	---	1	B&F COMM. & GARM. INDUS. S.A. (Non Convertible)	24.3375	6.9850	---	---	---	92.7000	17/12/2019	---	---	90.0300	B	18/12/2019	90.1276	98.5000
90,000	1,000.00	1,000.00	3.00	11/05/2023	5	---	4	---	1	CORAL A.E. (Non Convertible)	3.2500	1.8600	102.8000	103.4000	103.3977	103.2490	17/12/2019	134,000	138,851.80	102.9000	B	18/12/2019	100.2726	104.9499
120,000	1,000.00	1,000.00	3.95	04/04/2025	7	---	4	---	1	GEK TERNA S.A. (Non Convertible)	8.4486	2.7950	104.0000	104.5000	104.5000	104.1000	17/12/2019	80,000	84,122.99	104.0110	B	18/12/2019	99.0000	107.2000
40,000,000	1.00	1.00	5.00	04/10/2021	5	---	13	---	1	HOUSEMARKET S.A. (Non Convertible)	0.0107	2.3330	104.0000	104.0000	104.0000	104.1900	17/12/2019	13,000	13,659.02	104.0000	B	18/12/2019	101.9500	106.1000
150,000	1,000.00	1,000.00	2.60	22/10/2026	7	---	1	---	1	TERNA ENERGY FINANCE S.A. (Non Convertible)	4.2611	2.4050	100.1001	101.1500	101.1039	101.0000	17/12/2019	187,000	189,828.73	100.6700	B	18/12/2019	100.1001	102.7000
200,000	1,000.00	1,000.00	3.60	12/03/2026	7	---	2	---	1	AEGEAN AIRLINES S.A. (Non Convertible)	9.9000	2.6670	104.4500	105.0000	104.6394	104.4500	17/12/2019	87,000	91,897.60	104.5700	B	18/12/2019	100.3628	107.9000

## Corporate Bonds Notes

Transactions Volume = (Pieces) \* (Nominal Price). Transactions Value = (Pieces) \* (Nominal Price) \* (price %) + (Accrued interest).

The price of a Bond is stated as a percentage (%) of Bond's Nominal Price.

Nominal Price in Euros (€), except if it is noted differently.





## Government Bonds

Number Listed Bonds	Nominal price	Today's Rate	Accrued Interest Calc	Exp. Date [1]	Duration (years)	Note	Coupons Date	Curr. coupon value	Trading Unit	Government Bonds	Price min	Price max	Closing price	Previous closing price/date	Volume	Transactions Value	Price	Last order Buy / Sell	Date
---------------------	---------------	--------------	-----------------------	---------------	------------------	------	--------------	--------------------	--------------	------------------	-----------	-----------	---------------	-----------------------------	--------	--------------------	-------	-----------------------	------

## Government Bonds Notes

Transactions Volume = (Pieces) \* (Nominal Price). Transactions Value = (Pieces) \* (Nominal Price) \* (price %) + (Accrued interest).

The Value of current coupon for the issues with NV 0.01 euro refers to NV 100 euros

FLR: Floating Interest Rate.

[1] - The Expiration Date of the interest bearing period and the Date for coupon payment.

## Treasury Bills &amp; Zero Coupon Government Bonds

Issue Date	13-Week Maturity									26-Week Maturity									52-Week Maturity								
	Exp. Date	Initial Rate	Num Listed Bonds	Nominal price	Issue price	Last Trade Price	Last Trade Date	Volume Traded	Note	Exp. Date	Initial Rate	Num Listed Bonds	Nominal price	Issue price	Last Trade Price	Last Trade Date	Volume Traded	Note	Exp. Date	Initial Rate	Num Listed Bonds	Nominal price	Issue price	Last Trade Price	Last Trade Date	Volume Traded	Note
15/03/2019	---	---	---	---	---	---	---	---	---	---	---	---	---	---	---	---	---	---	13/03/2020	0.95	1,000,000	1,000.00	990.50	---	---	---	---
14/06/2019	---	---	---	---	---	---	---	---	---	---	---	---	---	---	---	---	---	---	12/06/2020	0.47	1,000,000	1,000.00	995.30	---	---	---	---
13/09/2019	---	---	---	---	---	---	---	---	---	---	---	---	---	---	---	---	---	---	11/09/2020	0.29	1,000,000	1,000.00	997.05	---	---	---	---

Bonds in Circulation	Currency / Min nominal traded Value	Coupons Payment Date	Current Coupon Value	Note	Coupon	Trading Unit	Issue Date	Duration (years)	Today's Interest	A.I.C in days	Bonds	Last price of previous days		Last Outcry in Cash (euro)		Trades in Pieces	Life min	Life Max	
												Price	Buy / Sell	Price	Buy / Sell				
<b>Corporate Bonds in Foreign Currency and Euro</b>																			
103,746	GBP / 10	01/12	0.25	---	61	1	01/12/1930	98	2.5	360	National Mortgage Bank	2.27	05/02/1996	2.27	S	05/02/1996	---	2.27	2.27
0	GBP / 10	01/12	0.25	---	63	1	01/12/1928	100	2.5	360	National Mortgage Bank	---	---	---	---	---	---	---	---

## Government Bonds Notes

A.I.C: Accrued Interest Calculation base.

FLR: Floating Interest Rate.

The minimum tradeable Nominal Value for all Demeterialised Government Titles is 100 Euros.

(μτφρ-0)

**Athex & ATHEXClear Members List**

Member Name	Stock Market			Derivatives Market		ATHEXClear Member				
	Address	Phone	Fax	Market Member	Remote Member	Market Maker	Proprietary	Market Maker	General Clearing	Direct Clearing
A. SARRIS SECURITIES S.A.				a						
6, ΔΡΑΓΑΤΣΑΝΙΟΥ ΑΘΗΝΑ	2103367700									
ALPHA BANK A.E.									a	
40, ΣΤΑΔΙΟΥ STR ΑΘΗΝΑ	(210)-3260000	(210)-3264116								
103, AVE. ΑΘΗΝΩΝ ΑΘΗΝΑ	+30 2103436820	210-3436270								
40, ΣΤΑΔΙΟΥ STR ΑΘΗΝΑ	(210)-3265546	(210)-3265811								
ALPHA FINANCE INVESTMENT SERVICES S.A.				a		a	a	a		a
5, ΜΕΡΛΙΝ 5 ΑΘΗΝΑ	2103487205									
ARGUS STOCKBROKERS LTD				a	a		a			
25, Λ.ΚΕΝΝΕΤΥ 12-14 Γ.ΟΡΟΦΟΣ, Τ.Θ.24863	0035722717000									
ATLANTIC SECURITIES LIMITED				a	a					
37, ΠΡΟΔΡΟΜΟΥ 37	0035722445400									
AXON SECURITIES S.A.				a			a			
48, ΣΤΑΔΙΟΥ 48 ΑΘΗΝΑ	2103363800									
BETA SECURITIES S.A.				a		a	a			a
29, Λ.ΑΛΕΞΑΝΔΡΑΣ 29 ΑΘΗΝΑ	2106478900									
BNP PARIBAS SECURITIES SERVICES									a	
2, ΛΑΜΨΑΚΟΥ 2 ΑΘΗΝΑ	2107468525									
BOFA SECURITIES EUROPE SA				a	a					
, 112 AVENUE KL?BER 75116										
CAPITAL SECURITIES S.A.				a			a			
58, ΜΗΤΡΟΠΟΛΕΩΣ 58 ΑΘΗΝΑ	+30 2103369700									
CFS SECURITIES-INVESTMENT SERVICES S.A.				a						
3, ΠΑΠΑΡΡΗΓΟΠΟΥΛΟΥ 3 ΑΘΗΝΑ	+30 2103360800									
CITIGROUP GLOBAL MARKET LTD				a	a					
1, 33 CANADA SQUARE -CANARY WHARF	+44 02079864000									
CITIGROUP GLOBAL MARKETS EUROPE AG				a	a					
16, REUTERWEG FRANKFURT 16										
CREDIT SUISSE SECURITIES (EUROPE) LIMITED				a	a					
1, ONE CABOT SQUARE LONDON	+44 2078888888									
CREDIT SUISSE SECURITIES SV				a	a					
, CALLE AYALA 42, 3A PLANTA-B MADRID										
CYCLOS SECURITIES S.A.				a			a			a
39, ΠΑΝΕΠΙΣΤΗΜΙΟΥ 39 ΑΘΗΝΑ	6944589533									
DEUTSCHE BANK S.A.					a					
1, GREAT WINCHESTER STREET LONDON	+44 20 754 54209	00441133361437								
DYNAMIC SECURITIES S.A.				a			a			a
, ΤΡΑΛΛΕΩΝ 2 & Λ.ΖΥΓΤΡΟΥ 223 ΝΕΑ ΣΜΥΡΝΙ	2103677700									
EUROBANK EQUITIES INVESTMENT FIRM S.A				a		a	a	a		a
, ΦΙΛΕΛΛΗΝΩΝ 10 & ΞΕΝΟΦΩΝΤΟΣ 13 ΑΘΗΝΑ	2103720000									
EUROBANK ERGASIAS S.A.									a	
8, ΟΘΗΝΟΣ STR. ΑΘΗΝΑ	(210)-3337969	(210)-3245916								
	(210)-3337000	(210)-3233866								
8, ΟΘΗΝΟΣ ΑΘΗΝΑ	+30 2103337000	210-3245916								
EUROCORP INVESTMENT SERVICES S.A.				a			a			a
14, ΠΛ.ΦΙΛΙΚΗΣ ΕΤΑΙΡΕΙΑΣ 14 ΑΘΗΝΑ	210-7263600									
EUOTRUST INVESTMENT FIRM SA				a						
113, ΞΕΒΑΣΤΟΥΠΟΛΕΩΣ 113 ΑΘΗΝΑ	2103363100									
EUROXX SECURITIES S.A.				a		a	a	a		a
7, ΠΑΛΑΙΟΛΟΓΟΥ CHALANDRI	(210)-6879400	(210)-6879401								
7, ΠΑΛΕΟΛΟΓΟΥ CHALANDRI	+30 2106879400	210-6879401								
G. A. PERVANAS SECURITIES-INVESTMENT SERVICES CO S.A.				a						
7-9, ΣΟΦΟΚΛΕΟΥΣ 7-9 ΑΘΗΝΑ	2103727200									
GLOBAL CAPITAL SECURITIES AND FINANCIAL SERVICES LTD				a	a					
50, P.O. BOX 16099	0035722710710									
HELLENIC BANK (INVESTMENTS) LTD					a					
, AVE.KYRIAKΟΥ MATSI 31 - PO BOX 24747 NICOSIA	+357 22500100	357 22500110								
HELLENIC-AMERICAN SECURITIES S.A.				a		a	a			a
27, ΑΝΔΡΕΑ ΠΑΠΑΝΔΡΕΟΥ 27 ΜΑΡΟΥΣΙ	2103311100									
HSBC FRANCE									a	
109-111, Λ.ΜΕΣΟΓΕΙΩΝ 109-111	2106961125									
INDEX SECURITIES S.A.				a						
6, ΔΡΑΓΑΤΣΑΝΙΟΥ 6 ΑΘΗΝΑ	6944589533									

Athex & ATHEXClear Members List

Member Name				Stock Market			Derivatives Market		ATHEXCclear Member	
	Address	Phone	Fax	Market Member	Remote Member	Market Maker	Proprietary	Market Maker	General Clearing	Direct Clearing
INVESTMENT BANK OF GREECE S.A.				a		a	a	a	a	
32 , ΑΙΓΙΑΛΕΙΑΣ 32 & ΠΑΡΑΔΕΙΣΟΥ ΜΑΡΟΥΣΙ	2108173662									
J. CHR. MAVRIKIS SECURITIES S.A.				a						
5, ΣΟΦΟΚΛΕΟΥΣ 5 ΑΘΗΝΑ	2103240185									
KAPPA SECURITIES S.A.				a			a			
15, ΒΑΛΛΑΡΠΙΤΟΥ 15 ΑΘΗΝΑ	2103610371									
KARAMANOF SECURITIES AND INVESTMENT SERVICES S.A.				a			a			
2, ΠΛ.ΑΓ.ΘΕΟΔΩΡΩΝ 2 ΑΘΗΝΑ	+30 2103212947									
ΛΑΙΚΗ FINANCIAL SERVICES LTD					a					
26, AVE. VYRONOS NICOSIA	357 22367367	357 22718567								
LEON DEPOLAS SECURITIES S.A.				a		a	a			
1, ΧΡΗΣΤΟΥ ΛΑΔΑ 1 ΑΘΗΝΑ	2103213276 -28									
MEGA EQUITY SECURITIES & FINANCIAL SERVICES PUBLIC LTD				a	a		a			
42-44, ΛΕΩΦ.ΓΡΙΒΑ ΔΙΓΕΝΗ 42-44	0035722711711									
MERIT SECURITIES S.A				a		a	a			a
5, ΣΟΦΟΚΛΕΟΥΣ 5 ΑΘΗΝΑ	2103671880									
MERRILL LYNCH INTERNATIONAL				a	a					
2 , 2 KING EDWARD STREET LONDON	9256752391									
N. CHRYSOCHOIDIS STOCK BROKERAGE I.S.S.A.				a			a			a
7-9, ΣΟΦΟΚΛΕΟΥΣ 7-9 ΑΘΗΝΑ	2103213913									
NATIONAL BANK OF GREECE S.A.				a		a	a		a	
86, ΑΙΟΛΟΥ STR. ΑΘΗΝΑ	(210)-3341000	(210)-3228187								
68, ΑΚΑΔΙΜΙΑΣ STR. ΑΘΗΝΑ	(210)-3328817	(210)-3328678								
NATIONAL SECURITIES S.A				a		a	a	a		
66, ΛΕΩΦ. ΚΗΦΙΣΙΑΣ 66 (ΚΤΗΡΙΟ Α) ΜΑΡΟΥΣΙ	2107720000									
NUNTIUS BROKERAGE AND INVESTMENT SERVICES S.A				a						
6, ΔΡΑΓΑΤΣΑΝΙΟΥ 6 ΑΘΗΝΑ	2103350599									
ONE PLUS CAPITAL LIMITED				a	a					
, 75 PRODROMOU AVENUE NICOSIA 1307	35722873760									
PANTELAKIS SECURITIES S.A.				a		a	a	a		
57, ΕΘΝΙΚΗΣ ΑΝΤΙΣΤΑΣΕΩΣ 57, ΚΤΙΠΙΟ Β CHALANDRI	2106965000									
PEGASUS SECURITIES S.A				a			a			
17 , ΒΑΛΛΑΡΠΙΤΟΥ 17 & ΑΜΕΡΙΚΗΣ ΑΘΗΝΑ	2103670700									
PIRAEUS BANK S.A.				a			a		a	
4, ΑΜΕΡΙΚΗΣ ΑΘΗΝΑ	+30 2103335000	210-3335079								
4, ΑΜΕΡΙΚΗΣ STR ΑΘΗΝΑ	(210)-3335918	(210)-3254207								
4, ΑΜΕΡΙΚΗΣ STR. ΑΘΗΝΑ	(210)-3335000	(210)-3335079								
PIRAEUS SECURITIES S.A.				a		a	a	a		a
10, ΣΤΑΔΙΟΥ 10 10 ΑΘΗΝΑ	2103354100									
PROCHOICE SECURITIES LTD				a	a					
57, ΛΕΩΦ.ΣΠΥΡΟΥ ΚΥΠΡΙΑΝΟΥ 57, ΑΚΙΝΗΤΑ Φ	0035724661192									
SHARELINK SECURITIES-FINANCIAL SERVICES LTD				a	a		a			
6 , ELLINAS HOUSE-ΘΕΟΤΟΚΗ 6	0035722554436									
SOCIETE GENERALE S.A.				a	a		a			
, 17 COURS VALMY, CEDEX	+33 157290504									
SOLIDUS SECURITIES S.A				a			a			a
64, ΛΟΥΙΖΗΣ ΠΙΑΝΚΟΥΡ 64 ΑΘΗΝΑ	2106900600									
ST. EM. LAVRENTAKIS SECURITIES S.A.				a			a			
7-9, ΣΟΦΟΚΛΕΟΥΣ 7-9 ΑΘΗΝΑ	2103213336									
THE CYPRUS INVESTMENT & SECURITIES CORPORATION LTD				a	a					
154, ΕΒΡΟΥ 4	0035722121700									
UBS EUROPE SE				a	a					
, OPERNTURM, BOCKENHEIMER LANDSTRASSE 2-4 2-4	00496921790									
UBS LIMITED					a					
1 , FINSBURY AVENUE LONDON	+44 2075687135									

List of Stocks under Market Making operations

Securities	Stock Category
Market Maker	Start Market Making
<b>ALPHA ETF FTSE Athex Large Cap</b>	<b>Exchange Traded Funds (ETFs)</b>
ALPHA FINANCE INVESTMENT SERVICES S.A.	02/01/1900
ALPHA FINANCE INVESTMENT SERVICES S.A.	25/01/2013
NATIONAL SECURITIES S.A	02/01/1900
NATIONAL SECURITIES S.A	07/04/2013
<b>ADMIE (IPTO) HOLDING S.A. (CR)</b>	<b>Main Market</b>
PIRAEUS SECURITIES S.A.	29/06/2017
<b>ALPHA BANK (CR)</b>	<b>Main Market</b>
ALPHA FINANCE INVESTMENT SERVICES S.A.	29/02/2016
EUROBANK EQUITIES INVESTMENT FIRM S.A	22/10/2006
EUROBANK EQUITIES INVESTMENT FIRM S.A	24/10/2012
HELLENIC-AMERICAN SECURITIES S.A.	06/02/2019
HELLENIC-AMERICAN SECURITIES S.A.	25/07/2014
LEON DEPOLAS SECURITIES S.A.	04/01/2016
MERIT SECURITIES S.A	03/09/2013
MERIT SECURITIES S.A	03/09/2012
NATIONAL SECURITIES S.A	15/01/2013
NATIONAL SECURITIES S.A	02/01/1900
PIRAEUS SECURITIES S.A.	28/05/2009
PIRAEUS SECURITIES S.A.	28/05/2013
<b>ALUMIL (CR)</b>	<b>Main Market</b>
BETA SECURITIES S.A.	18/07/2013
<b>AS COMPANY SA (CR)</b>	<b>Main Market</b>
EUROBANK EQUITIES INVESTMENT FIRM S.A	01/04/2019
<b>ATTICA BANK S.A. (CR)</b>	<b>Main Market</b>
EUROBANK EQUITIES INVESTMENT FIRM S.A	11/11/2019
EUROXX SECURITIES S.A.	22/01/2016
PIRAEUS SECURITIES S.A.	20/09/2017
<b>ATTICA HOLDINGS (CR)</b>	<b>Main Market</b>
HELLENIC-AMERICAN SECURITIES S.A.	28/12/2017
<b>AUTOHELLAS SA (CR)</b>	<b>Main Market</b>
ALPHA FINANCE INVESTMENT SERVICES S.A.	01/07/2019
EUROXX SECURITIES S.A.	02/07/2018
<b>AVAX S.A. (CR)</b>	<b>Main Market</b>
EUROBANK EQUITIES INVESTMENT FIRM S.A	14/12/2015
<b>BRIQ PROPERTIES (CR)</b>	<b>Main Market</b>
EUROBANK EQUITIES INVESTMENT FIRM S.A	09/09/2019
EUROBANK EQUITIES INVESTMENT FIRM S.A	09/01/2019
<b>BYTE COMPUTER SA (CR)</b>	<b>Main Market</b>
MERIT SECURITIES S.A	04/08/2008
MERIT SECURITIES S.A	04/08/2013
<b>CC HBC AG (CR)</b>	<b>Main Market</b>
NATIONAL SECURITIES S.A	29/04/2013
NATIONAL SECURITIES S.A	02/01/1900
PIRAEUS SECURITIES S.A.	04/05/2015
<b>CENERGY HOLDINGS (CB)</b>	<b>Main Market</b>
ALPHA FINANCE INVESTMENT SERVICES S.A.	02/01/2017
ALPHA FINANCE INVESTMENT SERVICES S.A.	02/01/2016
EUROBANK EQUITIES INVESTMENT FIRM S.A	02/01/2017
EUROBANK EQUITIES INVESTMENT FIRM S.A	02/01/2016
<b>CNL CAPITAL (CR)</b>	<b>Main Market</b>
MERIT SECURITIES S.A	01/10/2018
<b>EKTER SA (CR)</b>	<b>Main Market</b>
EUROBANK EQUITIES INVESTMENT FIRM S.A	16/10/2017
LEON DEPOLAS SECURITIES S.A.	21/05/2018
<b>ELASTRON (CR)</b>	<b>Main Market</b>
LEON DEPOLAS SECURITIES S.A.	20/02/2017
<b>ELLAKTOR (CR)</b>	<b>Main Market</b>
ALPHA FINANCE INVESTMENT SERVICES S.A.	18/03/2019
ALPHA FINANCE INVESTMENT SERVICES S.A.	14/03/2019
EUROXX SECURITIES S.A.	24/09/2018
HELLENIC-AMERICAN SECURITIES S.A.	14/01/2019
NATIONAL SECURITIES S.A	25/06/2013
NATIONAL SECURITIES S.A	02/01/1900
PIRAEUS SECURITIES S.A.	22/10/2018
<b>ELTON SA (CR)</b>	<b>Main Market</b>
BETA SECURITIES S.A.	03/09/2012
BETA SECURITIES S.A.	03/09/2013
LEON DEPOLAS SECURITIES S.A.	01/04/2019

List of Stocks under Market Making operations

Securities	Stock Category
Market Maker	Start Market Making
<b>ELVALHALCOR (CR)</b>	Main Market
ALPHA FINANCE INVESTMENT SERVICES S.A.	07/05/2018
EUROBANK EQUITIES INVESTMENT FIRM S.A	07/05/2018
<b>EUROBANK ERGASIAS (CR)</b>	Main Market
ALPHA FINANCE INVESTMENT SERVICES S.A.	08/01/2013
ALPHA FINANCE INVESTMENT SERVICES S.A.	09/01/2006
EUROBANK EQUITIES INVESTMENT FIRM S.A	01/06/2012
EUROBANK EQUITIES INVESTMENT FIRM S.A	01/06/2013
HELLENIC-AMERICAN SECURITIES S.A.	25/07/2014
LEON DEPOLAS SECURITIES S.A.	30/11/2018
MERIT SECURITIES S.A	06/11/2017
NATIONAL SECURITIES S.A	01/01/2017
NATIONAL SECURITIES S.A	02/01/1900
PIRAEUS SECURITIES S.A.	28/09/2013
PIRAEUS SECURITIES S.A.	28/09/2009
<b>EUROPEAN RELIANCE INSUR. (CR)</b>	Main Market
EUROBANK EQUITIES INVESTMENT FIRM S.A	08/07/2019
PANTELAKIS SECURITIES S.A.	15/07/2019
<b>EYDAP S.A. (CR)</b>	Main Market
EUROBANK EQUITIES INVESTMENT FIRM S.A	10/06/2019
<b>FOURLIS (CR)</b>	Main Market
EUROBANK EQUITIES INVESTMENT FIRM S.A	01/12/2016
PIRAEUS SECURITIES S.A.	06/03/2017
<b>GEK TERNA (CR)</b>	Main Market
HELLENIC-AMERICAN SECURITIES S.A.	07/09/2015
PIRAEUS SECURITIES S.A.	29/08/2019
<b>GR. SARANTIS S.A. (CR)</b>	Main Market
BETA SECURITIES S.A.	14/05/2012
BETA SECURITIES S.A.	14/05/2013
EUROBANK EQUITIES INVESTMENT FIRM S.A	24/10/2016
<b>HELLENIC EXCHANGES-A.S.E. (CR)</b>	Main Market
NATIONAL SECURITIES S.A	25/06/2013
NATIONAL SECURITIES S.A	02/01/1900
PIRAEUS SECURITIES S.A.	04/05/2015
<b>HELLENIC PETROLEUM (CR)</b>	Main Market
HELLENIC-AMERICAN SECURITIES S.A.	14/09/2015
PIRAEUS SECURITIES S.A.	20/03/2017
<b>IKTINOS HELLAS SA (CR)</b>	Main Market
ALPHA FINANCE INVESTMENT SERVICES S.A.	01/04/2019
EUROBANK EQUITIES INVESTMENT FIRM S.A	25/02/2019
NATIONAL SECURITIES S.A	02/01/1900
NATIONAL SECURITIES S.A	24/07/2019
<b>INTERCONTINENTAL (CR)</b>	Main Market
LEON DEPOLAS SECURITIES S.A.	03/06/2019
<b>INTRACOM HOLDINGS (CR)</b>	Main Market
LEON DEPOLAS SECURITIES S.A.	08/10/2018
<b>INTRALOT (CR)</b>	Main Market
EUROBANK EQUITIES INVESTMENT FIRM S.A	01/06/2012
EUROBANK EQUITIES INVESTMENT FIRM S.A	18/12/2017
EUROXX SECURITIES S.A.	12/06/2017
HELLENIC-AMERICAN SECURITIES S.A.	30/05/2018
PANTELAKIS SECURITIES S.A.	07/05/2018
PIRAEUS SECURITIES S.A.	28/09/2009
PIRAEUS SECURITIES S.A.	28/09/2013
<b>JUMBO SA (CR)</b>	Main Market
MERIT SECURITIES S.A	06/11/2017
PIRAEUS SECURITIES S.A.	06/03/2017
<b>KARAMOLEGOS SA (CR)</b>	Main Market
EUROXX SECURITIES S.A.	04/10/2019
<b>KLOUKINAS - LAPPAS SA (CR)</b>	Main Market
BETA SECURITIES S.A.	22/09/2014
<b>KRI-KRI S.A. (CR)</b>	Main Market
EUROBANK EQUITIES INVESTMENT FIRM S.A	07/05/2018
LEON DEPOLAS SECURITIES S.A.	16/01/2017
<b>LAMDA DEVELOPMENT SA (CR)</b>	Main Market
EUROBANK EQUITIES INVESTMENT FIRM S.A	08/12/2014
PANTELAKIS SECURITIES S.A.	06/11/2017
PIRAEUS SECURITIES S.A.	29/06/2017

List of Stocks under Market Making operations

Securities	Stock Category
Market Maker	Start Market Making
<b>LAMPSPA HOTEL SA (CR)</b>	<b>Main Market</b>
LEON DEPOLAS SECURITIES S.A.	16/01/2017
<b>MARFIN INVESTMENT GROUP (CR)</b>	<b>Main Market</b>
PIRAEUS SECURITIES S.A.	02/02/2013
PIRAEUS SECURITIES S.A.	02/02/2009
<b>MLS MULTIMEDIA SA (CR)</b>	<b>Main Market</b>
PIRAEUS SECURITIES S.A.	01/08/2019
<b>MOTOR OIL (CR)</b>	<b>Main Market</b>
HELLENIC-AMERICAN SECURITIES S.A.	01/09/2014
LEON DEPOLAS SECURITIES S.A.	01/04/2019
MERIT SECURITIES S.A	25/02/2019
NATIONAL SECURITIES S.A	17/02/2014
NATIONAL SECURITIES S.A	02/01/1900
PIRAEUS SECURITIES S.A.	04/05/2015
<b>MYTILINEOS (CR)</b>	<b>Main Market</b>
ALPHA FINANCE INVESTMENT SERVICES S.A.	15/04/2019
EUROBANK EQUITIES INVESTMENT FIRM S.A	20/09/2017
MERIT SECURITIES S.A	25/02/2019
NATIONAL SECURITIES S.A	02/01/1900
NATIONAL SECURITIES S.A	25/06/2013
PIRAEUS SECURITIES S.A.	04/05/2015
<b>NATIONAL BANK (CR)</b>	<b>Main Market</b>
ALPHA FINANCE INVESTMENT SERVICES S.A.	08/01/2013
ALPHA FINANCE INVESTMENT SERVICES S.A.	09/01/2006
EUROBANK EQUITIES INVESTMENT FIRM S.A	24/10/2012
EUROBANK EQUITIES INVESTMENT FIRM S.A	22/10/2006
HELLENIC-AMERICAN SECURITIES S.A.	25/07/2014
LEON DEPOLAS SECURITIES S.A.	20/04/2015
LEON DEPOLAS SECURITIES S.A.	20/05/2015
MERIT SECURITIES S.A	03/09/2013
MERIT SECURITIES S.A	03/09/2012
NATIONAL SECURITIES S.A	02/01/1900
NATIONAL SECURITIES S.A	28/02/2013
PIRAEUS SECURITIES S.A.	08/09/2008
PIRAEUS SECURITIES S.A.	08/09/2013
<b>OPAP (CR)</b>	<b>Main Market</b>
ALPHA FINANCE INVESTMENT SERVICES S.A.	08/01/2013
ALPHA FINANCE INVESTMENT SERVICES S.A.	09/01/2006
EUROBANK EQUITIES INVESTMENT FIRM S.A	22/10/2006
EUROBANK EQUITIES INVESTMENT FIRM S.A	24/10/2012
HELLENIC-AMERICAN SECURITIES S.A.	25/07/2014
MERIT SECURITIES S.A	20/03/2017
NATIONAL SECURITIES S.A	15/01/2013
NATIONAL SECURITIES S.A	02/01/1900
PIRAEUS SECURITIES S.A.	04/05/2015
<b>OTE (CR)</b>	<b>Main Market</b>
ALPHA FINANCE INVESTMENT SERVICES S.A.	08/01/2013
ALPHA FINANCE INVESTMENT SERVICES S.A.	09/01/2006
EUROBANK EQUITIES INVESTMENT FIRM S.A	22/10/2006
EUROBANK EQUITIES INVESTMENT FIRM S.A	24/10/2012
HELLENIC-AMERICAN SECURITIES S.A.	25/07/2014
LEON DEPOLAS SECURITIES S.A.	01/04/2019
LEON DEPOLAS SECURITIES S.A.	20/04/2015
MERIT SECURITIES S.A	20/03/2017
NATIONAL SECURITIES S.A	01/12/2012
NATIONAL SECURITIES S.A	02/01/1900
PIRAEUS SECURITIES S.A.	08/09/2013
PIRAEUS SECURITIES S.A.	08/09/2008
<b>P.P.A. S.A. (CR)</b>	<b>Main Market</b>
EUROBANK EQUITIES INVESTMENT FIRM S.A	06/02/2019
<b>PAPOUTSANIS (CR)</b>	<b>Main Market</b>
ALPHA FINANCE INVESTMENT SERVICES S.A.	19/11/2018
BETA SECURITIES S.A.	25/11/2013
<b>PETROPOULOS PETROS (CR)</b>	<b>Main Market</b>
EUROBANK EQUITIES INVESTMENT FIRM S.A	01/04/2019



List of Stocks under Market Making operations

Securities	Market Maker	Start Market Making	Stock Category
<b>PIRAEUS BANK (CR)</b>			<b>Main Market</b>
	ALPHA FINANCE INVESTMENT SERVICES S.A.	15/04/2019	
	EUROBANK EQUITIES INVESTMENT FIRM S.A	23/10/2012	
	EUROBANK EQUITIES INVESTMENT FIRM S.A	22/10/2006	
	EUROXX SECURITIES S.A.	15/02/2016	
	HELLENIC-AMERICAN SECURITIES S.A.	25/07/2014	
	HELLENIC-AMERICAN SECURITIES S.A.	14/01/2019	
	LEON DEPOLAS SECURITIES S.A.	30/11/2018	
	MERIT SECURITIES S.A	16/09/2013	
	NATIONAL SECURITIES S.A	02/06/2013	
	NATIONAL SECURITIES S.A	02/01/1900	
	PIRAEUS SECURITIES S.A.	16/02/2013	
	PIRAEUS SECURITIES S.A.	16/02/2009	
<b>PLAISIO COMPUTERS SA (CR)</b>			<b>Main Market</b>
	BETA SECURITIES S.A.	05/05/2014	
	EUROBANK EQUITIES INVESTMENT FIRM S.A	02/03/2015	
<b>PPC (CR)</b>			<b>Main Market</b>
	ALPHA FINANCE INVESTMENT SERVICES S.A.	08/01/2013	
	ALPHA FINANCE INVESTMENT SERVICES S.A.	23/07/2018	
	ALPHA FINANCE INVESTMENT SERVICES S.A.	09/01/2006	
	EUROBANK EQUITIES INVESTMENT FIRM S.A	22/10/2006	
	EUROBANK EQUITIES INVESTMENT FIRM S.A	23/10/2012	
	MERIT SECURITIES S.A	06/11/2017	
	NATIONAL SECURITIES S.A	02/01/1900	
	NATIONAL SECURITIES S.A	26/03/2013	
	PIRAEUS SECURITIES S.A.	28/09/2009	
	PIRAEUS SECURITIES S.A.	28/09/2013	
<b>PROFILE SA (CR)</b>			<b>Main Market</b>
	PANTELAKIS SECURITIES S.A.	01/07/2019	
<b>QUALITY &amp; RELIABILITY SA (CR)</b>			<b>Main Market</b>
	BETA SECURITIES S.A.	20/08/2014	
<b>QUEST HOLDINGS (CR)</b>			<b>Main Market</b>
	BETA SECURITIES S.A.	26/03/2018	
	EUROBANK EQUITIES INVESTMENT FIRM S.A	28/01/2019	
<b>SPIROY AGRICULTURE SA (CR)</b>			<b>Main Market</b>
	EUROBANK EQUITIES INVESTMENT FIRM S.A	02/09/2019	
<b>TERNA ENERGY (CR)</b>			<b>Main Market</b>
	PIRAEUS SECURITIES S.A.	09/12/2019	
<b>THRACE PLASTICS SA (CR)</b>			<b>Main Market</b>
	ALPHA FINANCE INVESTMENT SERVICES S.A.	26/03/2018	
	EUROBANK EQUITIES INVESTMENT FIRM S.A	26/03/2018	
<b>TITAN CEMENT (CB)</b>			<b>Main Market</b>
	EUROBANK EQUITIES INVESTMENT FIRM S.A	07/11/2019	
	EUROBANK EQUITIES INVESTMENT FIRM S.A	06/11/2019	
<b>VIOHALCO SA/NV (CB)</b>			<b>Main Market</b>
	ALPHA FINANCE INVESTMENT SERVICES S.A.	11/03/2008	
	ALPHA FINANCE INVESTMENT SERVICES S.A.	17/02/2014	
	EUROBANK EQUITIES INVESTMENT FIRM S.A	04/03/2014	
	EUROBANK EQUITIES INVESTMENT FIRM S.A	01/01/2017	
	MERIT SECURITIES S.A	17/03/2014	

Underlying Asset				Derivatives Market													
Price max	Price min	Closing price	change	Delivery Month	Open price	Price max	Price min	Last price	Closing price	Last Bid	Last Ask	Fixing price*	Life high	Life low	Trades	Volume	Open Interest
<b>FTSE/Athex Large Cap</b>				(Trade Unit: 1 Index Point x 2E, Cash Settlement)													
2,278.11	2,242.86	2,278.11	1.47%	December 2019	2,243.00	2,277.25	2,243.00	2,275.00	2,275.00	---	---		2,279.00	---	130	1,425	5,119
				January 2020	2,245.00	2,279.00	2,245.00	2,273.50	2,273.50	---	---		2,279.25	---	243	1,729	6,141
				February 2020	2,264.50	2,270.00	2,264.50	2,270.00	2,270.00	---	---		2,270.00	---	2	4	68
				March 2020	---	---	---	---	2,257.00	---	---		---	---	---	---	---
				June 2020	---	---	---	---	2,268.25	---	---		---	---	---	---	---
				September 2020	---	---	---	---	2,279.75	---	---		---	---	---	---	---

Derivatives notes

Fixing prices and final open positions can be retrieved from the following path <http://www.helex.gr/el/web/guest/statistics-end-of-day-derivatives>

Underlying Asset				Derivatives Market													
Price max	Price min	Closing price	change	Delivery Month	Open price	Price max	Price min	Last price	Closing price	Last Bid	Last Ask	Fixing price*	Life high	Life low	Trades	Volume	Open Interest
<b>ADMIE (IPTO) HOLDING S.A. (CR)</b>																	
(Contract Size: 100 Securities, Physical Delivery)																	
2.46	2.33	2.43	2.97%	December 2019	2.36	2.45	2.36	2.42	2.42	---	---	---	2.45	---	61	734	2,814
				March 2020	2.38	2.49	2.38	2.48	2.48	---	---	---	2.49	---	106	919	4,720
				June 2020	---	---	---	---	2.38	---	---	---	---	---	---	---	---
				September 2020	---	---	---	---	2.40	---	---	---	---	---	---	---	---
<b>ALPHA BANK (CR)</b>																	
(Contract Size: 100 Securities, Physical Delivery)																	
1.916	1.853	1.906	1.60%	December 2019	1.87	1.91	1.86	1.90	1.90	---	---	---	1.99	---	186	9,430	29,057
				March 2020	1.89	1.93	1.88	1.91	1.91	---	---	---	1.93	---	175	8,595	25,770
				June 2020	---	---	---	---	1.90	---	---	---	---	---	---	---	---
				September 2020	---	---	---	---	1.90	---	---	---	---	---	---	---	---
<b>ATTICA BANK S.A. (CR)</b>																	
(Contract Size: 100 Securities, Physical Delivery)																	
0.425	0.3905	0.396	-6.82%	December 2019	0.425	0.425	0.402	0.402	0.402	---	---	---	0.468	---	5	518	1,162
				March 2020	0.495	0.485	0.403	0.403	0.403	---	---	---	0.485	---	12	671	7,024
				June 2020	---	---	---	---	0.429	---	---	---	---	---	---	---	---
				September 2020	---	---	---	---	0.432	---	---	---	---	---	---	---	---
<b>CC HBC AG (CR)</b>																	
(Contract Size: 100 Securities, Physical Delivery)																	
30.2	29.76	30.2	2.37%	December 2019	29.80	30.17	29.76	30.17	30.17	---	---	---	31.38	---	16	49	182
				March 2020	30.00	30.15	29.90	30.15	30.15	---	---	---	30.16	---	6	18	189
				June 2020	---	---	---	---	29.80	---	---	---	---	---	---	---	---
				September 2020	---	---	---	---	29.95	---	---	---	---	---	---	---	---
<b>CENERGY HOLDINGS (CB)</b>																	
(Contract Size: 100 Securities, Physical Delivery)																	
1.332	1.27	1.304	1.09%	December 2019	1.29	1.33	1.29	1.31	1.31	---	---	---	1.46	---	47	901	2,558
				March 2020	1.29	1.33	1.28	1.32	1.32	---	---	---	1.35	---	33	801	5,984
				June 2020	---	---	---	---	1.30	---	---	---	---	---	---	---	---
				September 2020	---	---	---	---	1.31	---	---	---	---	---	---	---	---
<b>ELLAKTOR (CR)</b>																	
(Contract Size: 100 Securities, Physical Delivery)																	
1.664	1.62	1.66	2.22%	December 2019	1.63	1.66	1.63	1.66	1.66	---	---	---	2.27	---	217	5,720	13,383
				March 2020	1.62	1.69	1.62	1.68	1.68	---	---	---	1.76	---	142	4,529	14,937
				June 2020	---	---	---	---	1.64	---	---	---	---	---	---	---	---
				September 2020	---	---	---	---	1.65	---	---	---	---	---	---	---	---
<b>EUROBANK ERGASIAS (CR)</b>																	
(Contract Size: 100 Securities, Physical Delivery)																	
0.889	0.865	0.8765	0.98%	December 2019	0.868	0.887	0.868	0.880	0.880	---	---	---	0.994	---	114	9,413	24,854
				March 2020	0.875	0.895	0.874	0.881	0.881	---	---	---	0.935	---	174	12,446	25,332
				June 2020	---	---	---	---	0.877	---	---	---	---	---	---	---	---
				September 2020	---	---	---	---	0.881	---	---	---	---	---	---	---	---

Derivatives notes

Fixing prices and final open positions can be retrieved from the following path <http://www.helex.gr/el/web/guest/statistics-end-of-day-derivatives>

Underlying Asset				Derivatives Market													
Price max	Price min	Closing price	change	Delivery Month	Open price	Price max	Price min	Last price	Closing price	Last Bid	Last Ask	Fixing price*	Life high	Life low	Trades	Volume	Open Interest
<b>EYDAP S.A. (CR)</b>				(Contract Size: 100 Securities, Physical Delivery)													
7.69	7.45	7.6	1.33%	December 2019	7.64	7.65	7.62	7.62	7.62	---	---	---	8.18	---	9	75	179
				March 2020	7.54	7.73	7.54	7.67	7.67	---	---	---	7.73	---	20	95	488
				June 2020	---	---	---	---	7.58	---	---	---	---	---	---	---	---
				September 2020	---	---	---	---	7.61	---	---	---	---	---	---	---	---
<b>FOURLIS (CR)</b>				(Contract Size: 100 Securities, Physical Delivery)													
5.77	5.48	5.67	3.09%	December 2019	5.54	5.57	5.54	5.57	5.57	---	---	---	5.60	---	5	17	147
				March 2020	5.59	5.69	5.59	5.62	5.62	---	---	---	5.69	---	3	16	10
				June 2020	---	---	---	---	5.56	---	---	---	---	---	---	---	---
				September 2020	---	---	---	---	5.58	---	---	---	---	---	---	---	---
<b>GEK TERNA (CR)</b>				(Contract Size: 100 Securities, Physical Delivery)													
7.09	6.97	7.09	1.29%	December 2019	7.00	7.08	7.00	7.07	7.07	---	---	---	7.17	---	32	583	2,534
				March 2020	7.06	7.15	7.05	7.15	7.15	---	---	---	7.15	---	43	626	10,213
				June 2020	---	---	---	---	7.07	---	---	---	---	---	---	---	---
				September 2020	---	---	---	---	7.11	---	---	---	---	---	---	---	---
<b>HELLENIC EXCHANGES-A.S.E. (CR)</b>				(Contract Size: 102 Securities, Physical Delivery)													
4.695	4.6	4.65	0.43%	December 2019	4.60	4.67	4.60	4.63	4.63	---	---	---	4.90	---	51	364	694
				March 2020	4.65	4.73	4.65	4.69	4.69	---	---	---	4.73	---	37	359	2,209
				June 2020	---	---	---	---	4.68	---	---	---	---	---	---	---	---
				September 2020	---	---	---	---	4.70	---	---	---	---	---	---	---	---
<b>HELLENIC PETROLEUM (CR)</b>				(Contract Size: 100 Securities, Physical Delivery)													
8.46	8.3	8.43	1.57%	December 2019	8.38	8.44	8.38	8.44	8.44	---	---	---	9.40	---	49	322	1,060
				March 2020	8.27	8.34	8.25	8.29	8.29	---	---	---	8.49	---	25	273	1,676
				June 2020	---	---	---	---	8.39	---	---	---	---	---	---	---	---
				September 2020	---	---	---	---	8.43	---	---	---	---	---	---	---	---
<b>INTRACOM HOLDINGS (CR)</b>				(Contract Size: 100 Securities, Physical Delivery)													
0.84	0.8	0.83	4.80%	December 2019	0.792	0.840	0.792	0.822	0.822	---	---	---	1.08	---	29	393	2,046
				March 2020	0.792	0.849	0.792	0.831	0.831	---	---	---	1.01	---	29	402	2,136
				June 2020	---	---	---	---	0.800	---	---	---	---	---	---	---	---
				September 2020	---	---	---	---	0.804	---	---	---	---	---	---	---	---
<b>INTRALOT (CR)</b>				(Contract Size: 100 Securities, Physical Delivery)													
0.376	0.363	0.373	2.76%	December 2019	0.363	0.374	0.363	0.373	0.373	---	---	---	0.522	---	94	1,417	3,489
				March 2020	0.367	0.387	0.367	0.377	0.377	---	---	---	0.402	---	49	980	2,180
				June 2020	---	---	---	---	0.367	---	---	---	---	---	---	---	---
				September 2020	---	---	---	---	0.369	---	---	---	---	---	---	---	---

Derivatives notes

Fixing prices and final open positions can be retrieved from the following path <http://www.helex.gr/el/web/guest/statistics-end-of-day-derivatives>

Underlying Asset				Derivatives Market													
Price max	Price min	Closing price	change	Delivery Month	Open price	Price max	Price min	Last price	Closing price	Last Bid	Last Ask	Fixing price*	Life high	Life low	Trades	Volume	Open Interest
<b>JUMBO SA (CR)</b>				(Contract Size: 100 Securities, Physical Delivery)													
19.24	18.56	19.24	2.34%	December 2019	18.80	19.21	18.61	19.21	19.21	---	---	---	19.21	---	24	154	593
				March 2020	18.63	19.28	18.55	19.00	19.00	---	---	---	19.28	---	52	256	617
				June 2020	---	---	---	---	18.99	---	---	---	---	---	---	---	---
				September 2020	---	---	---	---	19.09	---	---	---	---	---	---	---	---
<b>LAMDA DEVELOPMENT SA (CR)</b>				(Contract Size: 106 Securities, Physical Delivery)													
7.91	7.37	7.88	5.91%	December 2019	7.47	7.85	7.47	7.84	7.84	---	---	---	7.85	7.05	71	585	869
				March 2020	7.47	7.92	7.47	7.87	7.87	---	---	---	7.92	7.00	220	1,164	1,974
				June 2020	---	---	---	---	7.52	---	---	---	---	---	---	---	---
				September 2020	---	---	---	---	7.55	---	---	---	---	---	---	---	---
<b>MARFIN INVESTMENT GROUP (CR)</b>				(Contract Size: 100 Securities, Physical Delivery)													
0.092	0.0902	0.0912	-0.55%	December 2019	0.092	0.092	0.090	0.091	0.091	---	---	---	0.160	---	91	10,691	37,978
				March 2020	0.094	0.096	0.093	0.093	0.093	---	---	---	0.110	---	85	9,792	40,064
				June 2020	---	---	---	---	0.093	---	---	---	---	---	---	---	---
				September 2020	---	---	---	---	0.093	---	---	---	---	---	---	---	---
<b>MOTOR OIL (CR)</b>				(Contract Size: 100 Securities, Physical Delivery)													
20.68	20.34	20.36	-1.16%	December 2019	20.55	20.59	20.49	20.58	20.58	---	---	---	22.30	---	22	71	510
				March 2020	20.64	20.80	20.52	20.52	20.52	---	---	---	20.88	---	35	130	375
				June 2020	---	---	---	---	20.81	---	---	---	---	---	---	---	---
				September 2020	---	---	---	---	20.92	---	---	---	---	---	---	---	---
<b>MYTILINEOS (CR)</b>				(Contract Size: 100 Securities, Physical Delivery)													
9.94	9.84	9.9	0.00%	December 2019	9.89	9.92	9.84	9.89	9.89	---	---	---	10.34	---	160	1,346	6,688
				March 2020	9.94	10.02	9.92	9.98	9.98	---	---	---	10.04	---	173	1,294	7,961
				June 2020	---	---	---	---	10.00	---	---	---	---	---	---	---	---
				September 2020	---	---	---	---	10.05	---	---	---	---	---	---	---	---
<b>NATIONAL BANK (CR)</b>				(Contract Size: 100 Securities, Physical Delivery)													
2.967	2.898	2.955	1.48%	December 2019	2.91	2.96	2.90	2.94	2.94	---	---	---	3.16	---	190	8,656	24,587
				March 2020	2.92	2.99	2.92	2.97	2.97	---	---	---	3.10	---	171	6,618	18,745
				June 2020	---	---	---	---	2.94	---	---	---	---	---	---	---	---
				September 2020	---	---	---	---	2.96	---	---	---	---	---	---	---	---
<b>OPAP (CR)</b>				(Contract Size: 100 Securities, Physical Delivery)													
12.08	11.83	11.98	-0.83%	December 2019	11.99	12.05	11.85	11.90	11.90	---	---	---	12.10	---	42	143	2,172
				March 2020	11.55	11.67	11.53	11.55	11.55	---	---	---	12.01	---	26	104	1,074
				June 2020	---	---	---	---	12.20	---	---	---	---	---	---	---	---
				September 2020	---	---	---	---	12.27	---	---	---	---	---	---	---	---

Derivatives notes

Fixing prices and final open positions can be retrieved from the following path <http://www.helex.gr/el/web/guest/statistics-end-of-day-derivatives>

Underlying Asset				Derivatives Market													
Price max	Price min	Closing price	change	Delivery Month	Open price	Price max	Price min	Last price	Closing price	Last Bid	Last Ask	Fixing price*	Life high	Life low	Trades	Volume	Open Interest
<b>OTE (CR)</b>				(Contract Size: 100 Securities, Physical Delivery)													
13.7	13.21	13.7	3.16%	December 2019	13.28	13.70	13.28	13.70	13.70	---	---	---	13.97	---	49	390	1,582
				March 2020	13.34	13.76	13.34	13.70	13.70	---	---	---	13.80	---	51	350	3,114
				June 2020	---	---	---	---	13.42	---	---	---	---	---	---	---	---
				September 2020	---	---	---	---	13.48	---	---	---	---	---	---	---	---
<b>P.P.A. S.A. (CR)</b>				(Contract Size: 100 Securities, Physical Delivery)													
22.35	21.6	22.15	0.00%	December 2019	22.15	22.18	22.12	22.12	22.12	---	---	---	24.17	---	6	53	151
				March 2020	22.36	22.40	22.33	22.40	22.40	---	---	---	22.80	---	3	43	631
				June 2020	---	---	---	---	22.38	---	---	---	---	---	---	---	---
				September 2020	---	---	---	---	22.49	---	---	---	---	---	---	---	---
<b>PIRAEUS BANK (CR)</b>				(Contract Size: 100 Securities, Physical Delivery)													
3.02	2.964	2.99	0.34%	December 2019	2.98	3.02	2.97	2.98	2.98	---	---	---	3.21	---	132	4,284	12,272
				March 2020	3.00	3.12	3.00	3.02	3.02	---	---	---	3.16	---	190	5,502	19,489
				June 2020	---	---	---	---	3.01	---	---	---	---	---	---	---	---
				September 2020	---	---	---	---	3.03	---	---	---	---	---	---	---	---
<b>PPC (CR)</b>				(Contract Size: 100 Securities, Physical Delivery)													
4.186	4.06	4.07	-1.26%	December 2019	4.10	4.13	4.06	4.06	4.06	---	---	---	4.24	---	69	1,205	6,501
				March 2020	4.13	4.20	4.08	4.09	4.09	---	---	---	4.28	---	155	1,831	7,005
				June 2020	---	---	---	---	4.16	---	---	---	---	---	---	---	---
				September 2020	---	---	---	---	4.19	---	---	---	---	---	---	---	---
<b>TERNA ENERGY (CR)</b>				(Contract Size: 100 Securities, Physical Delivery)													
7.88	7.69	7.87	0.64%	December 2019	7.85	7.86	7.78	7.82	7.82	---	---	---	8.17	---	39	183	1,943
				March 2020	7.85	7.94	7.79	7.88	7.88	---	---	---	7.94	---	17	150	3,523
				June 2020	---	---	---	---	7.90	---	---	---	---	---	---	---	---
				September 2020	---	---	---	---	7.94	---	---	---	---	---	---	---	---
<b>TITAN CEMENT (CB)</b>				(Contract Size: 100 Securities, Physical Delivery)													
18.84	18.38	18.6	-0.32%	December 2019	18.78	18.78	18.64	18.64	18.64	---	---	---	19.04	---	2	6	26
				March 2020	18.65	18.67	18.62	18.62	18.62	---	---	---	18.80	---	4	8	49
				June 2020	---	---	---	---	18.85	---	---	---	---	---	---	---	---
				September 2020	---	---	---	---	18.95	---	---	---	---	---	---	---	---
<b>VIOHALCO SA/NV (CB)</b>				(Contract Size: 100 Securities, Physical Delivery)													
3.625	3.55	3.625	1.26%	December 2019	3.55	3.62	3.55	3.60	3.60	---	---	---	4.23	---	63	1,514	4,407
				March 2020	3.61	3.66	3.59	3.66	3.66	---	---	---	3.70	---	47	1,469	3,431
				June 2020	---	---	---	---	3.62	---	---	---	---	---	---	---	---
				September 2020	---	---	---	---	3.63	---	---	---	---	---	---	---	---

Derivatives notes

Fixing prices and final open positions can be retrieved from the following path <http://www.helex.gr/el/web/guest/statistics-end-of-day-derivatives>

## FTSE/Athex Large Cap

(Trade Unit: 1 Index Point x 2€ - Exercise Style: European, Cash Settlement)

Exercise Price	Call Options														Put Options																		
	December 2019							January 2020							Other Months		December 2019							January 2020							Other Months		Exercise Price
	Open price	Price max	Price min	Last price	Closing price	Volume	Open Interest	Open price	Price max	Price min	Last price	Closing price	Volume	Open Interest	Volume	Open Interest	Open price	Price max	Price min	Last price	Closing price	Volume	Open Interest	Open price	Price max	Price min	Last price	Closing price	Volume	Open Interest	Volume	Open Interest	
1,450	0.00	0.00	0.00	-	790.00	-	-	-	-	-	-	-	-	-	-	-	0.00	0.00	0.00	-	0.01	-	-	-	-	-	-	-	-	-	-	1,450	
1,475	0.00	0.00	0.00	-	765.00	-	-	-	-	-	-	-	-	-	-	-	0.00	0.00	0.00	-	0.01	-	-	-	-	-	-	-	-	-	-	1,475	
1,500	0.00	0.00	0.00	-	740.00	-	-	-	-	-	-	-	-	-	-	-	0.00	0.00	0.00	-	0.01	-	-	-	-	-	-	-	-	-	-	1,500	
1,525	0.00	0.00	0.00	-	715.00	-	-	-	-	-	-	-	-	-	-	-	0.00	0.00	0.00	-	0.01	-	-	-	-	-	-	-	-	-	-	1,525	
1,550	0.00	0.00	0.00	-	690.00	-	-	-	-	-	-	-	-	-	-	-	0.00	0.00	0.00	-	0.01	-	-	-	-	-	-	-	-	-	-	1,550	
1,575	0.00	0.00	0.00	-	665.00	-	-	-	-	-	-	-	-	-	-	-	0.00	0.00	0.00	-	0.01	-	-	-	-	-	-	-	-	-	-	1,575	
1,600	0.00	0.00	0.00	-	640.00	-	-	-	-	-	-	-	-	-	-	-	0.00	0.00	0.00	-	0.01	-	-	-	-	-	-	-	-	-	-	1,600	
1,625	0.00	0.00	0.00	-	615.00	-	-	-	-	-	-	-	-	-	-	-	0.00	0.00	0.00	-	0.01	-	-	-	-	-	-	-	-	-	-	1,625	
1,650	0.00	0.00	0.00	-	590.00	-	-	-	-	-	-	-	-	-	-	-	0.00	0.00	0.00	-	0.01	-	-	-	-	-	-	-	-	-	-	1,650	
1,675	0.00	0.00	0.00	-	565.00	-	-	-	-	-	-	-	-	-	-	-	0.00	0.00	0.00	-	0.01	-	-	-	-	-	-	-	-	-	-	1,675	
1,700	0.00	0.00	0.00	-	540.00	-	-	-	-	-	-	-	-	-	-	-	0.00	0.00	0.00	-	0.01	-	-	-	-	-	-	-	-	-	-	1,700	
1,725	0.00	0.00	0.00	-	515.00	-	-	-	-	-	-	-	-	-	-	-	0.00	0.00	0.00	-	0.01	-	-	-	-	-	-	-	-	-	-	1,725	
1,750	0.00	0.00	0.00	-	490.00	-	-	-	-	-	-	-	-	-	-	-	0.00	0.00	0.00	-	0.01	-	-	-	-	-	-	-	-	-	-	1,750	
1,775	0.00	0.00	0.00	-	465.00	-	-	-	-	-	-	-	-	-	-	-	0.00	0.00	0.00	-	0.03	-	-	-	-	-	-	-	-	-	-	1,775	
1,800	0.00	0.00	0.00	-	440.00	-	-	-	-	-	-	-	-	-	-	-	0.00	0.00	0.00	-	0.01	-	-	-	-	-	-	-	-	-	-	1,800	
1,825	0.00	0.00	0.00	-	415.00	-	-	-	-	-	-	-	-	-	-	-	0.00	0.00	0.00	-	0.02	-	-	-	-	-	-	-	-	-	-	1,825	
1,850	0.00	0.00	0.00	-	390.00	-	-	-	-	-	-	-	-	-	-	-	0.00	0.00	0.00	-	0.01	-	-	-	-	-	-	-	-	-	-	1,850	
1,875	0.00	0.00	0.00	-	365.00	-	-	-	-	-	-	-	-	-	-	-	0.00	0.00	0.00	-	0.02	-	-	-	-	-	-	-	-	-	-	1,875	
1,900	0.00	0.00	0.00	-	340.00	-	-	-	-	-	-	-	-	-	-	-	0.00	0.00	0.00	-	0.04	-	-	-	-	-	-	-	-	-	-	1,900	
1,925	0.00	0.00	0.00	-	315.00	-	-	0.00	0.00	0.00	-	318.00	-	-	-	0.00	0.00	0.00	-	0.01	-	-	0.00	0.00	0.00	-	0.02	-	-	-	1,925		
1,950	0.00	0.00	0.00	-	290.00	-	-	0.00	0.00	0.00	-	293.00	-	-	-	0.00	0.00	0.00	-	0.01	-	-	0.00	0.00	0.00	-	0.04	-	-	-	1,950		
1,975	0.00	0.00	0.00	-	265.00	-	-	0.00	0.00	0.00	-	268.00	-	-	-	0.00	0.00	0.00	-	0.02	-	-	0.00	0.00	0.00	-	0.10	-	-	-	1,975		
2,000	0.00	0.00	0.00	-	240.00	-	-	0.00	0.00	0.00	-	243.00	-	-	-	0.00	0.00	0.00	-	0.07	-	-	0.00	0.00	0.00	-	0.24	-	-	-	2,000		
2,050	0.00	0.00	0.00	-	190.00	-	-	0.00	0.00	0.00	-	194.00	-	-	-	0.00	0.00	0.00	-	0.01	-	165	0.00	0.00	0.00	-	1.10	-	-	-	2,050		
2,100	0.00	0.00	0.00	-	140.00	-	62	0.00	0.00	0.00	-	147.00	-	-	-	0.00	0.00	0.00	-	0.01	-	124	0.00	0.00	0.00	-	3.80	-	84	-	2,100		
2,150	114.00	121.00	114.00	121.00	121.00	2	9	0.00	0.00	0.00	-	103.00	-	164	-	0.00	121.00	0.00	-	0.07	-	521	0.00	0.00	0.00	-	10.25	-	209	-	2,150		
2,200	57.50	74.00	57.50	74.00	74.00	7	154	86.00	92.00	86.00	92.00	92.00	2	9	-	0.00	74.00	0.00	-	2.50	-	502	15.00	15.00	13.75	13.75	13.75	21	298	-	2,200		
2,250	15.00	30.00	13.00	30.00	30.00	12	330	50.50	50.50	50.00	50.00	50.00	4	41	-	13.00	30.00	6.00	6.00	6.00	6	44	30.75	30.75	28.00	28.00	28.00	23	195	-	2,250		
2,300	4.00	4.00	4.00	4.00	4.00	5	488	27.00	27.00	27.00	27.00	27.00	22	52	-	0.00	4.00	0.00	-	60.50	-	21	0.00	0.00	0.00	-	77.00	-	3	-	2,300		
2,350	0.00	0.00	0.00	-	0.02	-	3	0.00	0.00	0.00	-	9.20	-	60	-	0.00	0.00	0.00	-	110.00	-	20	0.00	0.00	0.00	-	116.00	-	40	-	2,350		
2,400	0.00	0.00	0.00	-	0.03	-	-	0.00	0.00	0.00	-	3.70	-	-	-	0.00	0.00	0.00	-	159.00	-	-	0.00	0.00	0.00	-	160.00	-	-	-	2,400		
2,450	0.00	0.00	0.00	-	0.01	-	-	0.00	0.00	0.00	-	1.30	-	-	-	0.00	0.00	0.00	-	209.00	-	-	0.00	0.00	0.00	-	208.00	-	-	-	2,450		
2,500	0.00	0.00	0.00	-	0.01	-	-	0.00	0.00	0.00	-	0.41	-	-	-	0.00	0.00	0.00	-	259.00	-	-	0.00	0.00	0.00	-	257.00	-	-	-	2,500		
Totals:						26	1,046						28	326	0	0					6	1,397					44	829	0	0			
Number of Trades:						15							8		0						6					5		0					

ALPHA BANK (CR)

(Contract Size: 100 Securities, Exercise Style: American, Physical Delivery)

Call Options																Put Options																	
Exercise Price	December 2019						January 2020						Other Months		December 2019						January 2020						Other Months		Exercise Price				
	Open price	Price max	Price min	Last price	Closing price	Volume	Open Interest	Open price	Price max	Price min	Last price	Closing price	Volume	Open Interest	Volume	Open Interest	Open price	Price max	Price min	Last price	Closing price	Volume	Open Interest	Open price	Price max	Price min	Last price	Closing price		Volume	Open Interest	Volume	Open Interest
0.600	0.000	0.000	0.000		1.28	-	-						-	-			0.000	0.000	0.000		0.001	-	-					-	-			0.006	
0.650	0.000	0.000	0.000		1.23	-	-						-	-			0.000	0.000	0.000		0.001	-	-					-	-			0.007	
0.700	0.000	0.000	0.000		1.18	-	-						-	-			0.000	0.000	0.000		0.001	-	-					-	-			0.007	
0.750	0.000	0.000	0.000		1.13	-	-						-	-			0.000	0.000	0.000		0.001	-	-					-	-			0.008	
0.800	0.000	0.000	0.000		1.08	-	-						-	-			0.000	0.000	0.000		0.001	-	-					-	-			0.008	
0.850	0.000	0.000	0.000		1.03	-	-						-	-			0.000	0.000	0.000		0.002	-	-					-	-			0.009	
0.900	0.000	0.000	0.000		0.980	-	-						-	-			0.000	0.000	0.000		0.003	-	-					-	-			0.009	
0.950	0.000	0.000	0.000		0.930	-	-						-	-			0.000	0.000	0.000		0.001	-	-					-	-			0.010	
1.000	0.000	0.000	0.000		0.880	-	-						-	-			0.000	0.000	0.000		0.001	-	-					-	-			0.010	
1.100	0.000	0.000	0.000		0.780	-	-						-	-			0.000	0.000	0.000		0.001	-	-					-	-			0.011	
1.200	0.000	0.000	0.000		0.680	-	-	0.000	0.000	0.000		0.682	-	-			0.000	0.000	0.000		0.001	-	-	0.000	0.000	0.000		0.003	-	-			0.012
1.300	0.000	0.000	0.000		0.580	-	-	0.000	0.000	0.000		0.582	-	-			0.000	0.000	0.000		0.002	-	-	0.000	0.000	0.000		0.001	-	-			0.013
1.400	0.000	0.000	0.000		0.480	-	-	0.000	0.000	0.000		0.483	-	-			0.000	0.000	0.000		0.001	-	-	0.000	0.000	0.000		0.001	-	-			0.014
1.500	0.000	0.000	0.000		0.380	-	-	0.000	0.000	0.000		0.385	-	-			0.000	0.000	0.000		0.002	-	-	0.000	0.000	0.000		0.002	-	-			0.015
1.600	0.000	0.000	0.000		0.280	-	-	0.000	0.000	0.000		0.291	-	-			0.000	0.000	0.000		0.001	-	-	0.000	0.000	0.000		0.008	-	-			0.016
1.700	0.000	0.000	0.000		0.181	-	-	0.000	0.000	0.000		0.205	-	1			0.000	0.000	0.000		0.001	-	-	0.000	0.000	0.000		0.022	-	-			0.017
1.800	0.000	0.000	0.000		0.092	-	35	0.000	0.000	0.000		0.135	-	-			0.000	0.000	0.000		0.011	-	-	0.000	0.000	0.000		0.052	-	-			0.018
1.900	0.000	0.000	0.000		0.031	-	5	0.000	0.000	0.000		0.081	-	-			0.000	0.000	0.000		0.051	-	-	0.000	0.000	0.000		0.098	-	-			0.019
2.000	0.000	0.000	0.000		0.006	-	-	0.000	0.000	0.000		0.045	-	-			0.000	0.000	0.000		0.126	-	-	0.000	0.000	0.000		0.162	-	-			0.020
2.200	0.000	0.000	0.000		0.002	-	-	0.000	0.000	0.000		0.011	-	-			0.000	0.000	0.000		0.320	-	-	0.000	0.000	0.000		0.328	-	-			0.022
2.400	0.000	0.000	0.000		0.002	-	-	0.000	0.000	0.000		0.002	-	-			0.000	0.000	0.000		0.520	-	-	0.000	0.000	0.000		0.520	-	-			0.024
2.600	0.000	0.000	0.000		0.001	-	-	0.000	0.000	0.000		0.001	-	-			0.000	0.000	0.000		0.720	-	-	0.000	0.000	0.000		0.720	-	-			0.026
2.800	0.000	0.000	0.000		0.001	-	-	0.000	0.000	0.000		0.001	-	-			0.000	0.000	0.000		0.920	-	-	0.000	0.000	0.000		0.920	-	-			0.028
Totals:						0	40						0	1	0	0					0	0						0	10	0	0		
Number of Trades:						0							0		0						0.00							0		0			



NATIONAL BANK (CR)

(Contract Size: 100 Securities, Exercise Style: American, Physical Delivery)

Call Options																Put Options																
December 2019							January 2020							Other Months		December 2019						January 2020						Other Months		Exercise Price		
Open price	Price max	Price min	Last price	Closing price	Volume	Open Interest	Open price	Price max	Price min	Last price	Closing price	Volume	Open Interest	Volume	Open Interest	Open price	Price max	Price min	Last price	Closing price	Volume	Open Interest	Open price	Price max	Price min	Last price	Closing price	Volume	Open Interest		Volume	Open Interest
0.650	0.000	0.000	0.000	2.26	-	-										0.000	0.000	0.000	0.002	-	-											0.007
0.700	0.000	0.000	0.000	2.21	-	-										0.000	0.000	0.000	0.001	-	-											0.007
0.750	0.000	0.000	0.000	2.16	-	-										0.000	0.000	0.000	0.001	-	-											0.008
0.800	0.000	0.000	0.000	2.11	-	-										0.000	0.000	0.000	0.001	-	-											0.008
0.850	0.000	0.000	0.000	2.06	-	-										0.000	0.000	0.000	0.001	-	-											0.009
0.900	0.000	0.000	0.000	2.01	-	-										0.000	0.000	0.000	0.001	-	-											0.009
0.950	0.000	0.000	0.000	1.96	-	-										0.000	0.000	0.000	0.001	-	-											0.010
1.000	0.000	0.000	0.000	1.91	-	-										0.000	0.000	0.000	0.001	-	-											0.010
1.100	0.000	0.000	0.000	1.81	-	-										0.000	0.000	0.000	0.001	-	-											0.011
1.200	0.000	0.000	0.000	1.71	-	-										0.000	0.000	0.000	0.001	-	-											0.012
1.300	0.000	0.000	0.000	1.61	-	-										0.000	0.000	0.000	0.002	-	-											0.013
1.400	0.000	0.000	0.000	1.51	-	-										0.000	0.000	0.000	0.001	-	-											0.014
1.500	0.000	0.000	0.000	1.41	-	-										0.000	0.000	0.000	0.001	-	-											0.015
1.600	0.000	0.000	0.000	1.31	-	-										0.000	0.000	0.000	0.001	-	-											0.016
1.700	0.000	0.000	0.000	1.21	-	-										0.000	0.000	0.000	0.001	-	-											0.017
1.800	0.000	0.000	0.000	1.11	-	-										0.000	0.000	0.000	0.001	-	-											0.018
1.900	0.000	0.000	0.000	1.01	-	-	0.000	0.000	0.000		1.01	-	-			0.000	0.000	0.000	0.001	-	-	0.000	0.000	0.000		0.001	-	-			0.019	
2.000	0.000	0.000	0.000	0.910	-	-	0.000	0.000	0.000		0.914	-	-			0.000	0.000	0.000	0.001	-	-	0.000	0.000	0.000		0.001	-	-			0.020	
2.200	0.000	0.000	0.000	0.710	-	-	0.000	0.000	0.000		0.716	-	-			0.000	0.000	0.000	0.002	-	-	0.000	0.000	0.000		0.002	-	-			0.022	
2.400	0.000	0.000	0.000	0.510	-	-	0.000	0.000	0.000		0.524	-	-			0.000	0.000	0.000	0.001	-	-	0.000	0.000	0.000		0.010	-	-			0.024	
2.600	0.000	0.000	0.000	0.311	-	-	0.000	0.000	0.000		0.351	-	60			0.000	0.000	0.000	0.001	-	550	0.000	0.000	0.000		0.037	-	-			0.026	
2.800	0.000	0.000	0.000	0.132	-	-	0.000	0.000	0.000		0.212	-	-			0.000	0.000	0.000	0.022	-	-	0.000	0.000	0.000		0.097	-	-			0.028	
3.000	0.000	0.000	0.000	0.029	-	-	0.110	0.110	0.110	0.110	0.110	70	-			0.000	0.000	0.000	0.118	-	-	0.000	0.000	0.000		0.200	-	-			0.030	
3.200	0.000	0.000	0.000	0.003	-	21	0.000	0.000	0.000		0.056	-	-			0.000	0.000	0.000	0.292	-	-	0.000	0.000	0.000		0.341	-	-			0.032	
3.400	0.000	0.000	0.000	0.008	-	-	0.000	0.000	0.000		0.024	-	-			0.000	0.000	0.000	0.490	-	-	0.000	0.000	0.000		0.510	-	-			0.034	
3.600	0.000	0.000	0.000	0.001	-	-	0.000	0.000	0.000		0.009	-	-			0.000	0.000	0.000	0.690	-	-	0.000	0.000	0.000		0.696	-	-			0.036	
3.800	0.000	0.000	0.000	0.001	-	-	0.000	0.000	0.000		0.003	-	-			0.000	0.000	0.000	0.890	-	-	0.000	0.000	0.000		0.891	-	-			0.038	
4.000	0.000	0.000	0.000	0.001	-	-	0.000	0.000	0.000		0.001	-	-			0.000	0.000	0.000	1.09	-	-	0.000	0.000	0.000		1.09	-	-			0.040	
4.400	0.000	0.000	0.000	0.001	-	-	0.000	0.000	0.000		0.001	-	-			0.000	0.000	0.000	1.49	-	-	0.000	0.000	0.000		1.49	-	-			0.044	
Totals:					0	21						70	60	0	30				0	550			0	0	0	0	0					
Number of Trades:					0							1		0					0.00				0				0					

OPAP (CR)

(Contract Size: 100 Securities, Exercise Style: American, Physical Delivery)

Exercise Price	Call Options														Put Options																	
	December 2019						January 2020						Other Months		December 2019						January 2020						Other Months		Exercise Price			
	Open price	Price max	Price min	Last price	Closing price	Volume	Open Interest	Open price	Price max	Price min	Last price	Closing price	Volume	Open Interest	Volume	Open Interest	Open price	Price max	Price min	Last price	Closing price	Volume	Open Interest	Open price	Price max	Price min	Last price	Closing price		Volume	Open Interest	Volume
5.600	0.000	0.000	0.000	6.48	-	-	-	-	-	-	-	-	-	-	-	0.000	0.000	0.000	0.008	-	-	-	-	-	-	-	-	-		-	-	-
6.000	0.000	0.000	0.000	6.08	-	-	-	-	-	-	-	-	-	-	-	0.000	0.000	0.000	0.002	-	-	-	-	-	-	-	-	-	-	-	-	0.060
6.400	0.000	0.000	0.000	5.68	-	-	-	-	-	-	-	-	-	-	-	0.000	0.000	0.000	0.001	-	-	-	-	-	-	-	-	-	-	-	-	0.064
6.800	0.000	0.000	0.000	5.28	-	-	-	-	-	-	-	-	-	-	-	0.000	0.000	0.000	0.001	-	-	-	-	-	-	-	-	-	-	-	-	0.068
7.200	0.000	0.000	0.000	4.88	-	-	-	-	-	-	-	-	-	-	-	0.000	0.000	0.000	0.001	-	-	-	-	-	-	-	-	-	-	-	-	0.072
7.600	0.000	0.000	0.000	4.48	-	-	0.000	0.000	0.000	4.49	-	-	-	-	-	0.000	0.000	0.000	0.001	-	-	0.000	0.000	0.000	0.001	-	-	-	-	-	0.076	
8.000	0.000	0.000	0.000	4.08	-	-	0.000	0.000	0.000	4.09	-	-	-	-	-	0.000	0.000	0.000	0.001	-	-	0.000	0.000	0.000	0.001	-	-	-	-	-	0.080	
8.400	0.000	0.000	0.000	3.68	-	-	0.000	0.000	0.000	3.69	-	-	-	-	-	0.000	0.000	0.000	0.001	-	-	0.000	0.000	0.000	0.001	-	-	-	-	-	0.084	
8.800	0.000	0.000	0.000	3.28	-	-	0.000	0.000	0.000	3.30	-	-	-	-	-	0.000	0.000	0.000	0.001	-	-	0.000	0.000	0.000	0.003	-	-	-	-	-	0.088	
9.200	0.000	0.000	0.000	2.88	-	-	0.000	0.000	0.000	2.90	-	-	-	-	-	0.000	0.000	0.000	0.001	-	15	0.000	0.000	0.000	0.001	-	-	-	-	-	0.092	
9.600	0.000	0.000	0.000	2.48	-	5	0.000	0.000	0.000	2.50	-	-	-	-	-	0.000	0.000	0.000	0.001	-	3	0.000	0.000	0.000	0.002	-	-	-	-	-	0.096	
10.000	0.000	0.000	0.000	2.08	-	1	0.000	0.000	0.000	2.10	-	-	-	-	-	0.000	0.000	0.000	0.005	-	-	0.000	0.000	0.000	0.001	-	-	-	-	-	0.100	
11.000	0.000	0.000	0.000	1.08	-	-	0.000	0.000	0.000	1.11	-	20	-	-	-	0.000	0.000	0.000	0.012	-	-	0.000	0.000	0.000	0.016	-	-	-	-	-	0.110	
12.000	0.000	0.000	0.000	0.184	-	-	0.000	0.000	0.000	0.339	-	11	-	-	-	0.000	0.000	0.000	0.102	-	-	0.000	0.000	0.000	0.239	-	-	-	-	-	0.120	
13.000	0.000	0.000	0.000	0.001	-	-	0.000	0.000	0.000	0.041	-	-	-	-	-	0.000	0.000	0.000	0.920	-	-	0.000	0.000	0.000	0.946	-	-	-	-	-	0.130	
14.000	0.000	0.000	0.000	0.001	-	-	0.000	0.000	0.000	0.002	-	-	-	-	-	0.000	0.000	0.000	1.92	-	-	0.000	0.000	0.000	1.92	-	-	-	-	-	0.140	
15.000	0.000	0.000	0.000	0.001	-	-	0.000	0.000	0.000	0.001	-	-	-	-	-	0.000	0.000	0.000	2.92	-	-	0.000	0.000	0.000	2.92	-	-	-	-	-	0.150	
16.000	0.000	0.000	0.000	0.001	-	-	0.000	0.000	0.000	0.001	-	-	-	-	-	0.000	0.000	0.000	3.92	-	-	0.000	0.000	0.000	3.92	-	-	-	-	-	0.160	
17.000	0.000	0.000	0.000	0.001	-	-	0.000	0.000	0.000	0.001	-	-	-	-	-	0.000	0.000	0.000	4.92	-	-	0.000	0.000	0.000	4.92	-	-	-	-	-	0.170	
Totals:					0	6					0	31	0	0					0	18				0	403	0	0					
Number of Trades:					0						0		0						0.00					0			0					

OTE (CR)

(Contract Size: 100 Securities, Exercise Style: American, Physical Delivery)

Exercise Price	Call Options														Put Options																	
	December 2019						January 2020						Other Months		December 2019						January 2020						Other Months		Exercise Price			
	Open price	Price max	Price min	Last price	Closing price	Volume	Open Interest	Open price	Price max	Price min	Last price	Closing price	Volume	Open Interest	Volume	Open Interest	Open price	Price max	Price min	Last price	Closing price	Volume	Open Interest	Open price	Price max	Price min	Last price	Closing price		Volume	Open Interest	Volume
7.600	0.000	0.000	0.000	5.68	-	-	-	-	-	-	-	-	-	-	-	0.000	0.000	0.000	0.004	-	-	-	-	-	-	-	-	-		-	-	-
8.000	0.000	0.000	0.000	5.28	-	-	-	-	-	-	-	-	-	-	-	0.000	0.000	0.000	0.001	-	-	-	-	-	-	-	-	-	-	-	-	0.080
8.400	0.000	0.000	0.000	4.88	-	-	-	-	-	-	-	-	-	-	-	0.000	0.000	0.000	0.001	-	-	-	-	-	-	-	-	-	-	-	-	0.084
8.800	0.000	0.000	0.000	4.48	-	-	-	-	-	-	-	-	-	-	-	0.000	0.000	0.000	0.001	-	-	-	-	-	-	-	-	-	-	-	-	0.088
9.200	0.000	0.000	0.000	4.08	-	-	0.000	0.000	0.000	0.000	4.10	-	-	-	0.000	0.000	0.000	0.001	-	-	-	-	0.000	0.000	0.000	0.001	-	-	-	-	0.092	
9.600	0.000	0.000	0.000	3.68	-	-	0.000	0.000	0.000	0.000	3.70	-	-	-	0.000	0.000	0.000	0.001	-	-	-	-	0.000	0.000	0.000	0.001	-	-	-	-	0.096	
10.000	0.000	0.000	0.000	3.28	-	-	0.000	0.000	0.000	0.000	3.30	-	-	-	0.000	0.000	0.000	0.001	-	-	-	-	0.000	0.000	0.000	0.001	-	-	-	-	0.100	
11.000	0.000	0.000	0.000	2.28	-	-	0.000	0.000	0.000	0.000	2.30	-	-	-	0.000	0.000	0.000	0.001	-	-	-	-	0.000	0.000	0.000	0.003	-	-	-	-	0.110	
12.000	0.000	0.000	0.000	1.28	-	-	0.000	0.000	0.000	0.000	1.31	-	-	-	0.000	0.000	0.000	0.001	-	-	-	-	0.000	0.000	0.000	0.010	-	-	-	-	0.120	
13.000	0.000	0.000	0.000	0.307	-	-	0.000	0.000	0.000	0.000	0.474	-	-	-	0.000	0.000	0.000	0.025	-	71	-	-	0.000	0.000	0.000	0.173	-	-	-	-	0.130	
14.000	0.000	0.000	0.000	0.001	-	82	0.000	0.000	0.000	0.000	0.079	-	31	-	0.000	0.000	0.000	0.720	-	-	-	-	0.000	0.000	0.000	0.780	-	-	-	-	0.140	
15.000	0.000	0.000	0.000	0.001	-	40	0.000	0.000	0.000	0.000	0.005	-	-	-	0.000	0.000	0.000	1.72	-	-	-	-	0.000	0.000	0.000	1.72	-	-	-	-	0.150	
16.000	0.000	0.000	0.000	0.001	-	-	0.000	0.000	0.000	0.000	0.001	-	-	-	0.000	0.000	0.000	2.72	-	-	-	-	0.000	0.000	0.000	2.72	-	-	-	-	0.160	
17.000	0.000	0.000	0.000	0.001	-	-	0.000	0.000	0.000	0.000	0.001	-	-	-	0.000	0.000	0.000	3.72	-	-	-	-	0.000	0.000	0.000	3.72	-	-	-	-	0.170	
18.000	0.000	0.000	0.000	0.001	-	-	0.000	0.000	0.000	0.000	0.001	-	-	-	0.000	0.000	0.000	4.72	-	-	-	-	0.000	0.000	0.000	4.72	-	-	-	-	0.180	
19.000	0.000	0.000	0.000	0.001	-	-	0.000	0.000	0.000	0.000	0.001	-	-	-	0.000	0.000	0.000	5.72	-	-	-	-	0.000	0.000	0.000	5.72	-	-	-	-	0.190	
Totals:					0	122						0	31	0	0					0	71					0	21	0	0			
Number of Trades:					0							0		0						0.00							0		0			

PIRAEUS BANK (CR)

(Contract Size: 100 Securities, Exercise Style: American, Physical Delivery)

Call Options																Put Options																
December 2019							January 2020							Other Months		December 2019						January 2020						Other Months		Exercise Price		
Open price	Price max	Price min	Last price	Closing price	Volume	Open Interest	Open price	Price max	Price min	Last price	Closing price	Volume	Open Interest	Volume	Open Interest	Open price	Price max	Price min	Last price	Closing price	Volume	Open Interest	Open price	Price max	Price min	Last price	Closing price	Volume	Open Interest		Volume	Open Interest
0.300	0.000	0.000	0.000	2.68	-	-										0.000	0.000	0.000	0.001	-	-											0.003
0.350	0.000	0.000	0.000	2.63	-	-										0.000	0.000	0.000	0.001	-	-											0.004
0.400	0.000	0.000	0.000	2.58	-	-										0.000	0.000	0.000	0.001	-	-											0.004
0.450	0.000	0.000	0.000	2.53	-	-										0.000	0.000	0.000	0.001	-	-											0.005
0.500	0.000	0.000	0.000	2.48	-	-										0.000	0.000	0.000	0.001	-	-											0.005
0.550	0.000	0.000	0.000	2.43	-	-										0.000	0.000	0.000	0.001	-	-											0.006
0.600	0.000	0.000	0.000	2.38	-	-										0.000	0.000	0.000	0.002	-	-											0.006
0.650	0.000	0.000	0.000	2.33	-	-										0.000	0.000	0.000	0.001	-	-											0.007
0.700	0.000	0.000	0.000	2.28	-	-										0.000	0.000	0.000	0.001	-	-											0.007
0.750	0.000	0.000	0.000	2.23	-	-										0.000	0.000	0.000	0.001	-	-											0.008
0.800	0.000	0.000	0.000	2.18	-	-										0.000	0.000	0.000	0.001	-	-											0.008
0.850	0.000	0.000	0.000	2.13	-	-										0.000	0.000	0.000	0.001	-	-											0.009
0.900	0.000	0.000	0.000	2.08	-	-										0.000	0.000	0.000	0.001	-	-											0.009
0.950	0.000	0.000	0.000	2.03	-	-										0.000	0.000	0.000	0.001	-	-											0.010
1.000	0.000	0.000	0.000	1.98	-	-										0.000	0.000	0.000	0.001	-	-											0.010
1.100	0.000	0.000	0.000	1.88	-	-										0.000	0.000	0.000	0.001	-	-											0.011
1.200	0.000	0.000	0.000	1.78	-	-										0.000	0.000	0.000	0.001	-	-											0.012
1.300	0.000	0.000	0.000	1.68	-	-										0.000	0.000	0.000	0.001	-	-											0.013
1.400	0.000	0.000	0.000	1.58	-	-										0.000	0.000	0.000	0.002	-	-											0.014
1.500	0.000	0.000	0.000	1.48	-	-										0.000	0.000	0.000	0.001	-	-											0.015
1.600	0.000	0.000	0.000	1.38	-	-										0.000	0.000	0.000	0.001	-	-											0.016
1.700	0.000	0.000	0.000	1.28	-	-										0.000	0.000	0.000	0.001	-	-											0.017
1.800	0.000	0.000	0.000	1.18	-	-										0.000	0.000	0.000	0.001	-	-											0.018
1.900	0.000	0.000	0.000	1.08	-	-	0.000	0.000	0.000		1.08	-	-			0.000	0.000	0.000	0.001	-	-	0.000	0.000	0.000		0.003	-	-			0.019	
2.000	0.000	0.000	0.000	0.980	-	-	0.000	0.000	0.000		0.983	-	-			0.000	0.000	0.000	0.001	-	-	0.000	0.000	0.000		0.001	-	-			0.020	
2.200	0.000	0.000	0.000	0.780	-	-	0.000	0.000	0.000		0.785	-	-			0.000	0.000	0.000	0.004	-	-	0.000	0.000	0.000		0.001	-	-			0.022	
2.400	0.000	0.000	0.000	0.580	-	-	0.000	0.000	0.000		0.590	-	-			0.000	0.000	0.000	0.001	-	-	0.000	0.000	0.000		0.005	-	-			0.024	
2.600	0.000	0.000	0.000	0.380	-	-	0.000	0.000	0.000		0.408	-	-			0.000	0.000	0.000	0.001	-	-	0.000	0.000	0.000		0.024	-	-			0.026	
2.800	0.000	0.000	0.000	0.186	-	-	0.000	0.000	0.000		0.256	-	70			0.000	0.000	0.000	0.005	-	-	0.000	0.000	0.000		0.071	-	-			0.028	
3.000	0.000	0.000	0.000	0.046	-	1	0.000	0.000	0.000		0.143	-	2			0.000	0.000	0.000	0.066	-	-	0.000	0.000	0.000		0.158	-	-			0.030	
3.200	0.000	0.000	0.000	0.004	-	3	0.000	0.000	0.000		0.070	-	-			0.000	0.000	0.000	0.223	-	-	0.000	0.000	0.000		0.285	-	-			0.032	
3.400	0.000	0.000	0.000	0.005	-	-	0.000	0.000	0.000		0.031	-	-			0.000	0.000	0.000	0.420	-	-	0.000	0.000	0.000		0.447	-	-			0.034	
3.600	0.000	0.000	0.000	0.001	-	-	0.000	0.000	0.000		0.012	-	-			0.000	0.000	0.000	0.620	-	-	0.000	0.000	0.000		0.629	-	-			0.036	
3.800	0.000	0.000	0.000	0.001	-	-	0.000	0.000	0.000		0.004	-	-			0.000	0.000	0.000	0.820	-	-	0.000	0.000	0.000		0.822	-	-			0.038	
4.000	0.000	0.000	0.000	0.001	-	-	0.000	0.000	0.000		0.001	-	-			0.000	0.000	0.000	1.02	-	-	0.000	0.000	0.000		1.02	-	-			0.040	
4.400	0.000	0.000	0.000	0.001	-	-	0.000	0.000	0.000		0.001	-	-			0.000	0.000	0.000	1.42	-	-	0.000	0.000	0.000		1.42	-	-			0.044	

PIRAEUS BANK (CR)

(Contract Size: 100 Securities, Exercise Style: American, Physical Delivery)

	Call Options														Put Options																				
	December 2019				January 2020				Other Months				December 2019				January 2020				Other Months														
Exercise Price	Open price	Price max	Price min	Last price	Closing price	Volume	Open Interest	Open price	Price max	Price min	Last price	Closing price	Volume	Open Interest	Volume	Open Interest	Open price	Price max	Price min	Last price	Closing price	Volume	Open Interest	Open price	Price max	Price min	Last price	Closing price	Volume	Open Interest	Volume	Open Interest	Exercise Price		
Totals:						0	4						0	72		0	0						0	0						0	50		0	0	
Number of Trades:						0							0			0							0.00							0			0		

PPC (CR)

(Contract Size: 100 Securities, Exercise Style: American, Physical Delivery)

Exercise Price	Call Options														Volume	Open Interest	Put Options														Volume	Open Interest	Exercise Price				
	December 2019						January 2020						Other Months				December 2019						January 2020						Other Months								
	Open price	Price max	Price min	Last price	Closing price	Volume	Open Interest	Open price	Price max	Price min	Last price	Closing price	Volume	Open Interest			Open price	Price max	Price min	Last price	Closing price	Volume	Open Interest	Open price	Price max	Price min	Last price	Closing price	Volume	Open Interest				Volume	Open Interest		
0.900	0.000	0.000	0.000	3.22	-	-															0.000	0.000	0.000	0.001	-	-											0.009
0.950	0.000	0.000	0.000	3.17	-	-																0.000	0.000	0.000	0.001	-	-										0.010
1.000	0.000	0.000	0.000	3.12	-	-																0.000	0.000	0.000	0.001	-	-										0.010
1.100	0.000	0.000	0.000	3.02	-	-																0.000	0.000	0.000	0.001	-	-										0.011
1.200	0.000	0.000	0.000	2.92	-	-																0.000	0.000	0.000	0.001	-	-										0.012
1.300	0.000	0.000	0.000	2.82	-	-																0.000	0.000	0.000	0.001	-	-										0.013
1.400	0.000	0.000	0.000	2.72	-	-																0.000	0.000	0.000	0.001	-	-										0.014
1.500	0.000	0.000	0.000	2.62	-	-																0.000	0.000	0.000	0.001	-	-										0.015
1.600	0.000	0.000	0.000	2.52	-	-																0.000	0.000	0.000	0.001	-	-										0.016
1.700	0.000	0.000	0.000	2.42	-	-																0.000	0.000	0.000	0.001	-	-										0.017
1.800	0.000	0.000	0.000	2.32	-	-																0.000	0.000	0.000	0.001	-	-										0.018
1.900	0.000	0.000	0.000	2.22	-	-																0.000	0.000	0.000	0.001	-	-										0.019
2.000	0.000	0.000	0.000	2.12	-	-	0.000	0.000	0.000		2.12	-	-									0.000	0.000	0.000	0.001	-	-	0.000	0.000	0.000	0.001	-	-				0.020
2.200	0.000	0.000	0.000	1.92	-	-	0.000	0.000	0.000		1.92	-	-									0.000	0.000	0.000	0.001	-	-	0.000	0.000	0.000	0.001	-	-				0.022
2.400	0.000	0.000	0.000	1.72	-	-	0.000	0.000	0.000		1.72	-	-									0.000	0.000	0.000	0.001	-	-	0.000	0.000	0.000	0.002	-	-				0.024
2.600	0.000	0.000	0.000	1.52	-	-	0.000	0.000	0.000		1.52	-	-									0.000	0.000	0.000	0.001	-	-	0.000	0.000	0.000	0.003	-	-				0.026
2.800	0.000	0.000	0.000	1.32	-	-	0.000	0.000	0.000		1.33	-	-									0.000	0.000	0.000	0.001	-	11	0.000	0.000	0.000	0.001	-	-				0.028
3.000	0.000	0.000	0.000	1.12	-	21	0.000	0.000	0.000		1.13	-	-									0.000	0.000	0.000	0.001	-	31	0.000	0.000	0.000	0.002	-	-				0.030
3.200	0.000	0.000	0.000	0.921	-	26	0.000	0.000	0.000		0.933	-	-									0.000	0.000	0.000	0.010	-	-	0.000	0.000	0.000	0.007	-	-				0.032
3.400	0.000	0.000	0.000	0.721	-	20	0.000	0.000	0.000		0.747	-	5									0.000	0.000	0.000	0.001	-	-	0.000	0.000	0.000	0.021	-	-				0.034
3.600	0.000	0.000	0.000	0.521	-	5	0.000	0.000	0.000		0.575	-	-									0.000	0.000	0.000	0.003	-	-	0.000	0.000	0.000	0.049	-	-				0.036
3.800	0.000	0.000	0.000	0.322	-	-	0.000	0.000	0.000		0.423	-	-									0.000	0.000	0.000	0.001	-	-	0.000	0.000	0.000	0.096	-	-				0.038
4.000	0.000	0.000	0.000	0.141	-	-	0.000	0.000	0.000		0.299	-	1									0.000	0.000	0.000	0.020	-	-	0.000	0.000	0.000	0.172	-	-				0.040
4.400	0.000	0.000	0.000	0.003	-	-	0.000	0.000	0.000		0.129	-	-									0.000	0.000	0.000	0.282	-	-	0.000	0.000	0.000	0.402	-	-				0.044
4.800	0.000	0.000	0.000	0.001	-	-	0.000	0.000	0.000		0.046	-	-									0.000	0.000	0.000	0.680	-	-	0.000	0.000	0.000	0.720	-	-				0.048
5.200	0.000	0.000	0.000	0.001	-	-	0.000	0.000	0.000		0.014	-	-									0.000	0.000	0.000	1.08	-	-	0.000	0.000	0.000	1.09	-	-				0.052
5.600	0.000	0.000	0.000	0.001	-	-	0.000	0.000	0.000		0.004	-	-									0.000	0.000	0.000	1.48	-	-	0.000	0.000	0.000	1.48	-	-				0.056
6.000					-	-	0.000	0.000	0.000		0.001	-	-													-	-	0.000	0.000	0.000	1.88	-	-				0.060
Totals:					0	72					0	6	0	10								0	42					0	20	0	0						
Number of Trades:					0						0		0									0.00						0		0							

Lending Products	Underlying Title	Multilateral Transactions[1]				Bilateral Transactions[2]		Stock Borrowing through OTC (volume)[3]
		Open Interest[5]	Volume(Offered)	Average Weighted	Transactions volume	Average Weighted	Transactions Volume	Transactions Volume
ADMIEBOR	ADMIE (IPTO) HOLDING S.A. (CR)	120	---	---	13,000	2.65%	---	115,644
AEGNBOR	AEGEAN AIRLINES (CR)	1,000	---	---	---	---	---	11,211
ALPHABOR	ALPHA BANK (CR)	3,900	---	---	54,000	4.54%	---	43,595,468
ALMYBOR	ALUMIL (CR)	---	---	---	---	---	---	---
TATTBOR	ATTICA BANK S.A. (CR)	---	---	---	---	---	---	370
EEEBOR	CC HBC AG (CR)	1,872	---	---	---	---	---	70,546
CENERBOR	CENERGY HOLDINGS (CB)	1,230	---	---	150	2.65%	---	---
ELLAKTORBOR	ELLAKTOR (CR)	150	---	---	---	---	---	278,398
EUROBBOR	EUROBANK ERGASIAS (CR)	34,182	---	---	---	---	---	57,239,825
EYDAPBOR	EYDAP S.A. (CR)	---	---	---	---	---	---	232,781
FFGRPBOR	FOLLI FOLLIE (CR)	---	---	---	---	---	---	1,120,847
FOYRKBOR	FOURLIS (CR)	7,873	---	---	---	---	---	4,650
GEKTERNABOR	GEK TERNA (CR)	---	---	---	---	---	---	24,493
SARBOR	GR. SARANTIS S.A. (CR)	1,765	---	---	---	---	---	612
EXAEBOR	HELLENIC EXCHANGES-A.S.E. (CR)	---	---	---	---	---	---	123,778
ELPEBOR	HELLENIC PETROLEUM (CR)	---	---	---	---	---	---	51,983
INTRKBOR	INTRACOM HOLDINGS (CR)	8,000	---	---	---	---	---	---
INLOTBOR	INTRALOT (CR)	---	---	---	---	---	---	464,512
BELABOR	JUMBO SA (CR)	---	---	---	---	---	---	78,098
LAMDABOR	LAMDA DEVELOPMENT SA (CR)	---	---	---	---	---	---	5,000
MIGBOR	MARFIN INVESTMENT GROUP (CR)	---	---	---	---	---	---	1,659,474
MOHBOR	MOTOR OIL (CR)	3,255	---	---	---	---	---	10,420
MYTILBOR	MYTILINEOS (CR)	---	---	---	33,800	3.87%	---	25,817
ETEBOR	NATIONAL BANK (CR)	5,000	---	---	---	---	---	21,240,895
OPAPBOR	OPAP (CR)	22,000	---	---	60,500	2.75%	---	1,357,606
HTOBOR	OTE (CR)	128	---	---	---	---	---	531,297
PPABOR	P.P.A. S.A. (CR)	121	---	---	---	---	---	2,901
TPEIRBOR	PIRAEUS BANK (CR)	5,000	---	---	---	---	---	23,417,741
PLAISBOR	PLAISIO COMPUTERS SA (CR)	---	---	---	---	---	---	1,000
PPCBOR	PPC (CR)	125,600	---	---	---	---	---	6,502,939
QUALBOR	QUALITY & RELIABILITY SA (CR)	---	---	---	---	---	---	---

## Stock Lending Notes

[1] - Multilateral contracts Lending or Borrowing as per Methods 8-1, 8-2 and 8-3-3 (According to ATHEX BoD Resolution No.17)

[2] - Bilateral Contracts Lending or Borrowing as per Methods 8-3-1 and 8-3-2 (According to ATHEX BoD Resolution No.20 )

[3] - The information concerning OTC Stock Borrowing Transactions is based on the statements of the Dematerialised Securities System (DSS) operators involved and refers to volumes that have been registered up until the previous working day.

[4] - Average Price (Volume weighted)

[5] - The Data concerning Open Interest before the start of trading session

Lending Products	Underlying Title	Open Interest[5]	Multilateral Transactions[1]				Bilateral Transactions[2]		Stock Borrowing through OTC (volume)[3]
			Volume(Offered)	Average Weighted	Transactions volume	Average Weighted	Transactions Volume	Average Weighted	Transactions Volume
TENERGYBOR	TERNA ENERGY (CR)	8,672	---	---	---	---	---	---	12,892
TITCBOR	TITAN CEMENT (CB)	---	---	---	---	---	---	---	9,207
VIORBOR	VIOTALCO SA/NV (CB)	---	---	---	---	---	---	---	---

## Stock Lending Notes

[1] - Multilateral contracts Lending or Borrowing as per Methods 8-1, 8-2 and 8-3-3 (According to ATHEX BoD Resolution No.17)

[2] - Bilateral Contracts Lending or Borrowing as per Methods 8-3-1 and 8-3-2 (According to ATHEX BoD Resolution No.20 )

[3] - The information concerning OTC Stock Borrowing Transactions is based on the statements of the Dematerialised Securities System (DSS) operators involved and refers to volumes that have been registered up until the previous working day.

[4] - Average Price (Volume weighted)

[5] - The Data concerning Open Interest before the start of trading session



## Sectors codification for listed companies

12003 -	ETF	10101010	Computer Services
10101015	Software	10102030	Computer Hardware
15101010	Telecommunications Equipment	15102015	Telecommunications Services
20101010	Health Care Facilities	20101025	Health Care Services
20102010	Medical Equipment	20103015	Pharmaceuticals
30101010	Banks	30202000	Diversified Financial Services
30202010	Asset Managers & Custodians	30202015	Investment Services
30302010	Full Line Insurance	30302015	Insurance Brokers
35101010	Real Estate Holding and Development	35101015	Real Estate Services
35102000	Diversified REITs	35102030	Office REITs
40201040	Rental & Leasing Services: Consumer	40202010	Home Construction
40202015	Household Furnishings	40202020	Household Appliance
40203040	Electronic Entertainment	40203045	Toys
40204020	Clothing & Accessories	40301010	Entertainment
40301030	Publishing	40301035	Radio & TV Broadcasters
40401010	Diversified Retailers	40401020	Apparel Retailers
40401025	Home Improvement Retailers	40401030	Specialty Retailers
40501010	Airlines	40501015	Travel & Tourism
40501020	Casinos & Gambling	40501025	Hotels & Motels
45101015	Distillers & Vintners	45101020	Soft Drinks
45102010	Farming Fishing Ranching & Plantations	45102020	Food Products
45103010	Tobacco	45201010	Food Retailers & Wholesalers
45201020	Personal Products	50101010	Construction
50101030	Cement	50101035	Building Materials: Other
50202010	Electrical Components	50203000	Diversified Industrials
50203015	Plastics	50203030	Containers & Packaging
50204000	Machinery: Industrial	50204020	Machinery: Construction & Handling
50205010	Industrial Suppliers	50205020	Back Office Support HR & Consulting
50205030	Forms & Bulk Printing Services	50206015	Commercial Vehicles & Parts
50206030	Marine Transportation	50206060	Transportation Services
55101000	Diversified Materials	55101020	Textile Products
55102000	General Mining	55102010	Iron & Steel
55102015	Metal Fabricating	55102035	Aluminum
60101000	Integrated Oil & Gas	60101020	Oil Refining and Marketing
65101010	Alternative Electricity	65101015	Conventional Electricity
65102030	Water		



**ATHEX**  
Athens Stock Exchange

Λεωφ. Αθηνών 110 104 42 Αθήνα  
110, Athinon Ave. GR 104 42 Athens  
tel. (+30)210-33.66.800, fax (+30)210-33.66.101  
[www.athexgroup.gr](http://www.athexgroup.gr)