


19

**Ημερήσιο Δελτίο
Συναλλακτικής Δραστηριότητας**

Daily Official List
of Trading Activity

Thursday, 12 December, 2019
Year: 140 Trading Day No: 237



ATHEXGROUP
Athens Exchange Group

Disclaimer:

Hellenic Exchanges-Athens Stock Exchange S.A endeavours to ensure that the data and other material ("Information") presented on the Daily Official List are accurate and complete, but it is not liable for any errors or omissions of data or /and for the accuracy, credibility, updating and completeness of the aforesaid information nor it has any liability arising directly or indirectly from the use of the above Information.

The Company is not liable for the accuracy of the data included in listed companies' announcements. Only the sender of such an announcement is fully and solely liable for any infringement of third party's rights from the content of such announcement, All contents of the Daily Official List are provided only for information purposes and do not constitute investment advice or solicitation to invest in securities or other products listed for trading on the Exchange.

You acknowledge and agree that the Company is the owner of any property rights related to any Information appearing on the Daily Official List including intellectual property rights copyright, trademarks, etc.

The above data are a property of the Hellenic Exchanges-Athens Exchange and are copyright protected. Users are forbidden to reproduce, modify, copy, sale, transmit or redistribute, by all reproduction means and methods, part or the whole of the above data, without reference to their source.

The commercial exploitation of these data is, also, forbidden by third parties. Hellenic Exchanges-Athens Exchange does not carry any responsibility, direct or indirect, derived from usage or accidental alteration of the above data when used by third parties.

Hellenic Exchanges – Athens Stock Exchange S.A.

110 Athinon Ave.,10442 Athens, Tel: (210) 33.66.800, Fax: (210) 32.13.938

www.athexgroup.gr

Thessalonica Stock Exchange Center (T.S.E.C)

16-18 Katouni Str., Thessalonica 546 25 Tel: (2310) 567.667, Fax: (2310) 530.545

Athex Members Guarantee Fund

14-16 Fidiou Str., Athens 106 78, Tel: (210) 33.04.682, Fax: (210) 33.04.155

Hellenic Republic Capital Market Commission

1 Kolokotroni Str. & 1 Stadiou Str., Athens 10562 Tel: (210) 33.77.100 Fax: (210) 33.77.173

Table of Contents

Section 1: Statistical Figures of Securities, Derivatives and Lending

Summary of Markets

Athex Indices

Analytic Figures for Athex Market's Boards and Categories

Trading Details by Athex Sectors and Financial Instruments (ETFs)

Top 10 best & worst performing Shares

Derivatives Summary

Section 2: Analytic Figures of Shares Transactions

Analytic Figures of Shares Transactions

Shares' Notes

Section 3: Figures of Securities Transactions

Securities Blocks Details

Shares Rights Details

Stock Borrowing

Securities Forced Sales

Forced Sales Registered Shares

Exchange Traded Funds (ETFs) Characteristics

Section 5: Bonds traded in Fixed Income Assets Market

Convertible Corporate Bonds - Regulated Market

Non Convertible Corporate Bonds - Regulated Market

Government Bonds

Treasury Bills & Zero Coupon Government Bonds

Government Bonds Traded with the Open Outcry Method

State Banks Bonds

Section 6: Additional Infos

Athex & ATHEXClear Members List

List of Stocks under Market Making operations

Section 7: Derivatives Market Analytic Figures

Index Futures

Stock Futures

Index Options

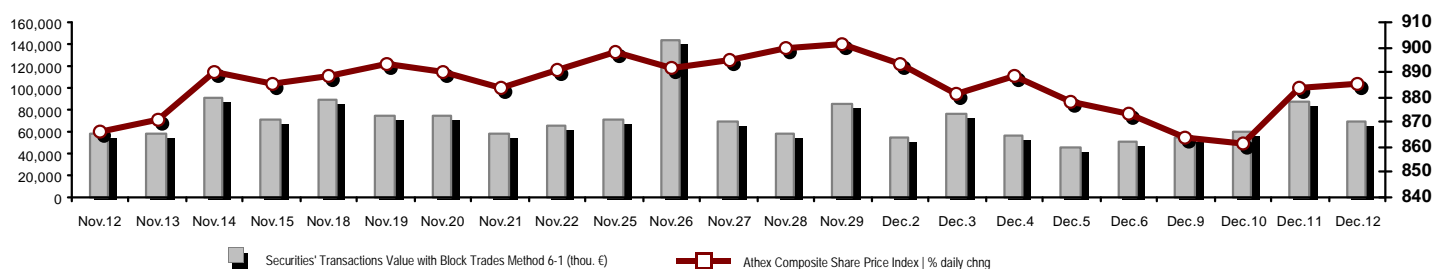
Stock Options

Stock Lending Analytic Figures

Appendix A: Sectors codification for listed companies

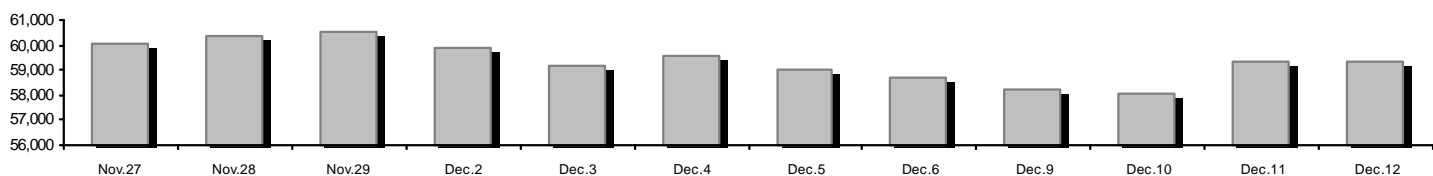
Summary of Markets

Athex Composite Share Price Index vs Shares and Derivatives Transactions Value

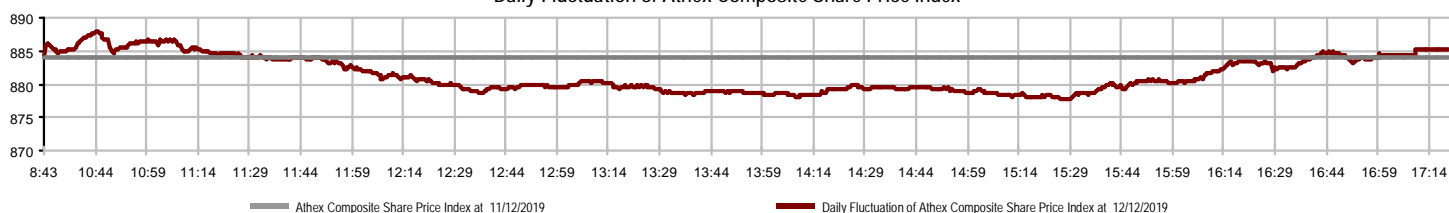


Athex Capitalisation (mill. €) **: 59,328.47	Derivatives Total Open Interest: 379,327
Daily change: mill. € %: 7.73 0.01%	in Index Futures % daily chng: 10,053 -0.19%
Yearly Avg Capitalisation: mill. € % chng prev year Avg: 54,429.81 4.41%	in Stock Futures % daily chng: 364,338 2.23%
Athex Composite Share Price Index % daily chng: 885.21 0.14%	in Index Options % daily chng: 3,227 1.38%
Athex Composite Share Price Index Capitalisation (mill. €): 54,296.88	in Stock Options % daily chng: 1,709 15.16%
Daily change (mill. €): 8.10	
Securities' Transactions Value with Block Trades Method 6-1 (thou. €): 69,084.51	Derivatives Contracts Volume: 54,867
Daily change: %: -18,128.84 -20.79%	Daily change: pieces %: -10,332 -15.85%
YtD Avg Trans. Value: thou. € % chng prev year Avg: 65,883.53 19.96%	YtD Avg Derivatives Contracts % chng prev year Avg: 40,648 -27.43%
Blocks Transactions Value of Method 6-1 (thou. €): 4,320.60	Derivatives Trades Number: 2,820
Blocks Transactions Value of Method 6-2 & 6-3 (thou. €): 0.00	Daily change: number %: -494 -14.91%
Bonds Transactions Value (thou.€): 622.07	YtD Avg Trades number % chng prev year Avg: 2,834 4.53%
Securities' Transactions Volume with Block Trades Method 6-1 (thou. Pieces): 24,994.90	Lending Total Open Interest: 149,535
Daily change: thou. pieces %: -8,998.73 -26.47%	Daily change: pieces %: -194,918 -56.59%
YtD Avg Volume: % chng prev year Avg: 32,341.56 -12.95%	Lending Volume (Multilateral/Bilateral): 2,000
Blocks Transactions Volume of Method 6-1 (thou. Pieces): 1,155.01	Daily change: pieces %: -2,000
Blocks Transactions Volume of Method 6-2 & 6-3 (thou. Pieces): 0.00	Multilateral Lending: 0
Bonds Transactions Volume: 607,000	Bilateral Lending: 2,000
Securities' Trades Number with Block Trades Method 6-1: 31,598	Lending Trades Number: 1
Daily change: number %: -4,170 -11.66%	Daily change: %: 0
YtD Avg Trades number % chng prev year Avg: 27,387 34.71%	Multilateral Lending Trades Number: 0
Number of Blocks Method 6-1: 7	Bilateral Lending Trades Number: 1
Number of Blocks Method 6-2 & 6-3: 0	
Number of Bonds Transactions: 42	

Athex Capitalisation (mill. €) **



Daily Fluctuation of Athex Composite Share Price Index



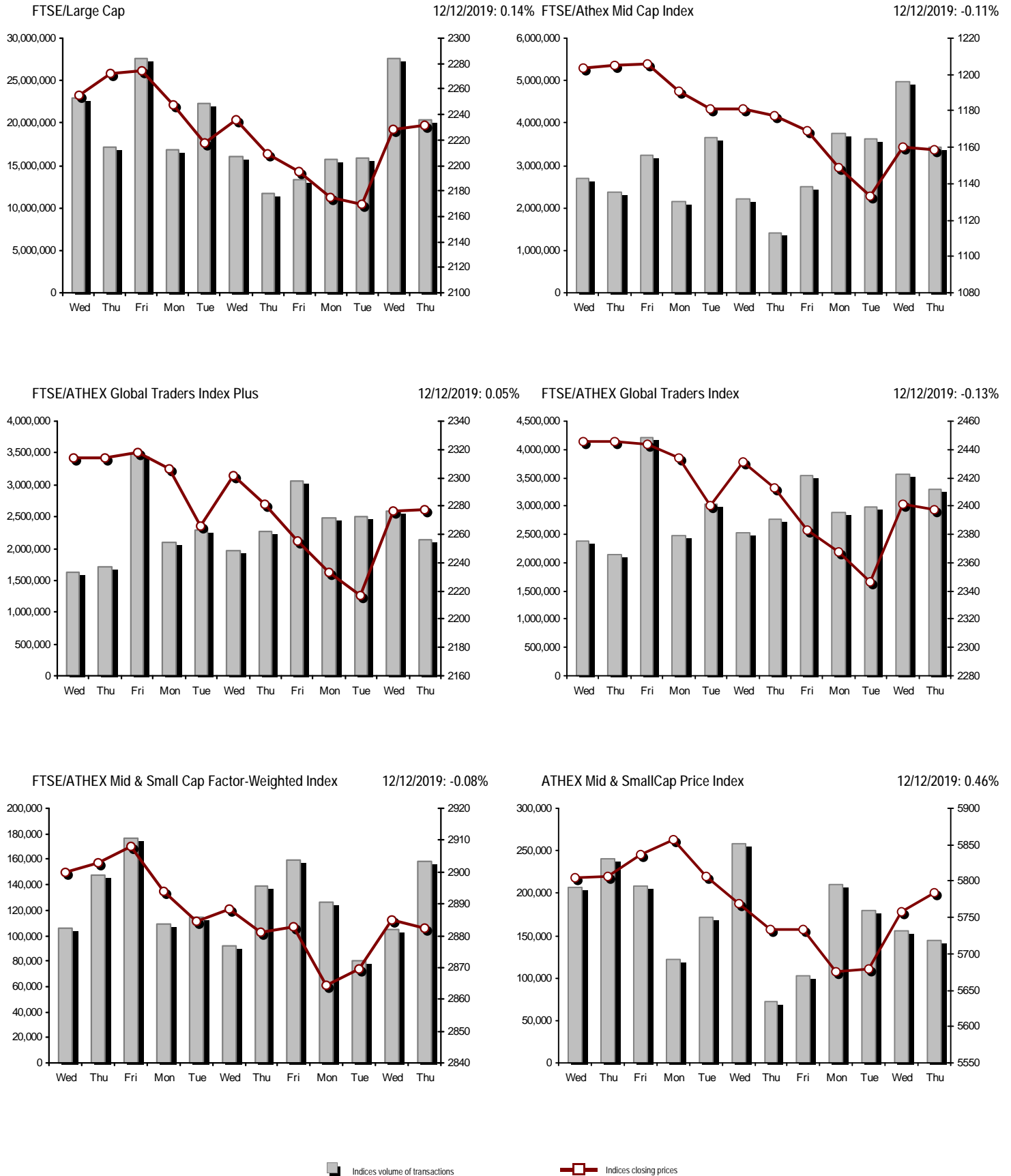
Athex Indices

Index name	12/12/2019	11/12/2019	pts.	%	Min	Max	Year min	Year max	Year change
Athex Composite Share Price Index	885.21 #	883.96	1.25	0.14%	877.68	888.00	600.12	902.41	44.34% #
FTSE/Athex Large Cap	2,231.84 #	2,228.62	3.22	0.14%	2,213.10	2,238.24	1,580.73	2,275.96	38.76% #
FTSE/Athex Mid Cap Index	1,158.70 €	1,160.03	-1.33	-0.11%	1,150.60	1,166.15	945.49	1,467.88	18.83% #
FTSE/ATHEX-CSE Banking Index	655.44 #	654.91	0.53	0.08%	648.37	658.80	275.15	699.47	96.98% #
FTSE/ATHEX Global Traders Index Plus	2,277.75 #	2,276.51	1.24	0.05%	2,251.44	2,291.67	1,947.04	2,479.89	14.20% #
FTSE/ATHEX Global Traders Index	2,397.77 €	2,400.96	-3.19	-0.13%	2,375.02	2,413.33	1,866.67	2,517.12	26.37% #
FTSE/ATHEX Mid & Small Cap Factor-Weighted Ind	2,882.54 €	2,884.94	-2.40	-0.08%	2,864.51	2,890.15	2,173.67	2,953.89	30.13% #
ATHEX Mid & SmallCap Price Index	5,783.67 #	5,757.13	26.54	0.46%	5,737.86	5,795.21	3,914.71	5,994.42	45.98% #
FTSE/Athex Market Index	552.43 #	551.67	0.76	0.14%	547.85	554.04	392.32	563.61	38.39% #
Athex Composite Index Total Return Index	1,444.18 #	1,442.14	2.04	0.14%	1,431.90	1,448.73	952.47	1,471.13	48.37% #
FTSE/Athex Large Cap Total Return	3,301.08 #	3,296.32	4.76	0.14%			2,321.35	3,362.17	41.07% #
FTSE/ATHEX Large Cap Net Total Return	1,013.12 #	1,011.66	1.46	0.14%	1,004.61	1,016.02	692.89	1,032.46	43.70% #
FTSE/Athex Mid Cap Total Return	1,412.44 €	1,414.06	-1.62	-0.11%			1,180.35	1,784.30	17.36% #
FTSE/ATHEX-CSE Banking Total Return Index	572.91 #	572.45	0.46	0.08%			265.40	605.55	82.76% #
Hellenic Mid & Small Cap Index	1,199.10 #	1,194.94	4.16	0.35%	1,186.79	1,202.80	884.70	1,269.98	32.26% #
FTSE/Athex Banks	866.00 #	865.30	0.70	0.08%	856.65	870.43	363.54	924.17	96.98% #
FTSE/Athex Financial Services	972.49 #	964.26	8.23	0.85%	959.33	976.23	744.92	1,191.69	24.64% #
FTSE/Athex Industrial Goods & Services	2,567.58 #	2,562.02	5.56	0.22%	2,542.17	2,581.59	1,884.26	2,967.88	34.46% #
FTSE/Athex Retail	72.59 €	72.85	-0.26	-0.36%	71.09	73.10	58.44	82.89	21.17% #
FTSE/ATHEX Real Estate	4,801.36 €	4,928.11	-126.75	-2.57%	4,765.44	4,983.09	2,928.70	6,158.58	58.98% #
FTSE/Athex Personal & Household Goods	9,743.56 #	9,609.71	133.85	1.39%	9,455.02	9,743.56	6,649.54	9,943.56	41.66% #
FTSE/Athex Food & Beverage	10,978.59 €	11,035.72	-57.13	-0.52%	10,885.38	11,087.54	10,000.70	13,120.06	8.58% #
FTSE/Athex Basic Resources	6,600.82 #	6,596.97	3.85	0.06%	6,477.76	6,706.43	3,146.82	11,171.70	101.20% #
FTSE/Athex Construction & Materials	2,915.71 €	2,916.92	-1.21	-0.04%	2,874.07	2,930.72	2,437.75	3,183.37	12.91% #
FTSE/Athex Oil & Gas	4,934.11 €	4,976.45	-42.34	-0.85%	4,913.99	5,018.06	4,612.01	5,758.60	1.52% #
FTSE/Athex Chemicals	8,666.59 €	8,869.55	-202.96	-2.29%	8,666.59	8,869.55	7,722.79	11,217.47	6.00% #
FTSE/Athex Travel & Leisure	1,951.43 #	1,918.37	33.06	1.72%	1,913.54	1,960.69	1,309.57	1,960.69	47.49% #
FTSE/Athex Technology	855.19 #	854.08	1.11	0.13%	848.51	864.73	692.80	1,087.14	20.58% #
FTSE/Athex Telecommunications	3,636.14 €	3,671.93	-35.79	-0.97%	3,622.38	3,702.21	2,614.94	3,845.34	38.76% #
FTSE/Athex Utilities	3,005.41 #	2,921.87	83.54	2.86%	2,921.87	3,010.03	1,729.19	3,010.03	70.86% #
FTSE/Athex Health Care	498.64 #	491.08	7.56	1.54%	491.08	500.71	460.82	512.40	-1.50% €
Athex All Share Index	208.97 #	208.93	0.04	0.02%	208.97	208.97	157.01	215.26	32.24% #
Hellenic Corporate Bond Index	120.32 €	120.43	-0.11	-0.09%			116.31	121.33	3.42% #
Hellenic Corporate Bond Price Index	95.91 €	96.01	-0.09	-0.10%			95.04	97.19	0.13% #

Note 1: FTSE/Med 100, Hellenic Corporate Bond Price Index and Hellenic Corporate Bond Index closing prices refer to the previous trading day of 10/12/2019.

Note 2: The Hellenic Mid & Small Cap Index is a Customized index calculated by the Athens Exchange.

Athex Indices



Analytic Figures for Athex Market's Boards and Categories

	Total Traded Securities	Main Market	Surveillance	Exchange Traded Funds (ETFs)
Totals	126	110	15	1
Gain / Lose / Same:	41 / 58 / 27	36 / 51 / 23	4 / 7 / 4	1 / 0 / 0
Athex Capitalisation (mill. €) **	59,328.47	59,043.30	285.17	
Daily Average Trans/ons Value(thou.€)	65,883.53	65,865.03	52.63	44.16
Transactions Value	69,084.51	68,957.50	123.83	3.18
Main Board:	64,763.91	64,636.90	123.83	3.18
Blocks Board 6_2_3:	4,320.60	4,320.60	0.00	0.00
Forced Sales Board:	0.00	0.00	0.00	0.00
Special Terms Board:	0.00	0.00	0.00	0.00
Daily Average Transactions Volume	32,341,558	32,001,828	372,201	2,007
Transactions Volume	24,994,904	24,364,027	630,736	141
Main Board:	23,839,890	23,209,013	630,736	141
Blocks Board 6_2_3:	1,155,014	1,155,014	0	0
Forced Sales Board:	0	0	0	0
Special Terms Board:	0	0	0	0
Daily Average Number of Trades	27,387	27,238	148	3
Number of Trades	31,598	31,447	148	3
Main Board:	31,591	31,440	148	3
Blocks Board 6_2_3:	7	7	0	0
Forced Sales Board:	0	0	0	0
Special Terms Board:	0	0	0	0

Trading Details by Athex Sectors and Financial Instruments (ETFs)

Code	Sectors	Gain / Lose / Same	Number of Trades	Transactions Volume	Transactions Value	% of Total Trans. Value
3010	- Banks	3 / 3 / 0	11,125	15,345,699	22,484,179.23	32.55%
5510	- Basic Resources	5 / 6 / 3	258	105,322	140,638.55	0.20%
5010	- Construction & Materials	5 / 6 / 1	2,293	1,246,660	2,675,772.68	3.87%
4020	- Consumer Products & Services	1 / 5 / 3	1,586	389,400	4,174,870.75	6.04%
6010	- Energy	1 / 2 / 0	1,290	167,276	2,426,157.46	3.51%
12000	- Financial Instruments	1 / 0 / 0	3	141	3,183.09	0.00%
3020	- Financial Services	1 / 1 / 1	498	1,613,821	432,877.64	0.63%
4510	- Food Beverage & Tobacco	3 / 4 / 2	172	54,645	637,452.87	0.92%
2010	- Health Care	1 / 3 / 0	56	114,413	162,423.58	0.24%
5020	- Industrial Goods & Service	3 / 13 / 6	1,623	960,369	2,514,953.76	3.64%
3030	- Insurance	0 / 1 / 0	171	18,574	88,250.71	0.13%
4030	- Media	0 / 1 / 0	1	1	0.24	0.00%
4520	- Personal Care, Drug & Grocery Stores	2 / 1 / 0	254	34,787	219,499.01	0.32%
3510	- Real Estate	2 / 3 / 3	1,018	366,364	2,135,382.39	3.09%
4040	- Retail	2 / 2 / 2	233	89,088	314,743.67	0.46%
1010	- Technology	3 / 2 / 2	303	130,987	303,848.16	0.44%
1510	- Telecommunications	3 / 2 / 0	3,008	839,615	10,784,287.71	15.61%
4050	- Travel & Leisure	3 / 2 / 2	2,773	930,994	9,106,881.02	13.18%
6510	- Utilities	2 / 1 / 2	4,933	2,586,748	10,479,109.99	15.17%

Top 10 best & worst performing Shares

Main Market

With positive Price change	Closing price	change	With negative Price change	Closing price	change
PPC (CR)	3.81	9.17% #	KEKROPS SA (CR)	1.68	-5.62% Ⓔ
ATTICA BANK S.A. (CR)	0.409	6.93% #	THRACE PLASTICS SA (CR)	1.965	-2.72% Ⓔ
TRASTOR REAL EST. INV. CO.(CR)	1.03	3.00% #	LAMDA DEVELOPMENT SA (CR)	7.2	-2.70% Ⓔ
OPAP (CR)	11.73	2.18% #	AVAX S.A. (CR)	0.62	-2.52% Ⓔ
JUMBO SA (CR)	18.75	1.96% #	VOGIATZOGLOU SYSTEMS SA (CR)	2.3	-1.71% Ⓔ
IASO SA (CR)	1.45	1.54% #	KRI-KRI S.A. (CR)	5.4	-1.46% Ⓔ
MOTODYNAMICS S.A. (CR)	1.4	1.45% #	PLAISIO COMPUTERS SA (CR)	3.46	-1.43% Ⓔ
PAPOUTSANIS (CR)	1.6	1.27% #	GR. SARANTIS S.A. (CR)	8.07	-1.35% Ⓔ
MLS MULTIMEDIA SA (CR)	1.205	1.26% #	EUROPEAN RELIANCE INSUR. (CR)	4.73	-1.25% Ⓔ
PROFILE SA (CR)	3.51	1.15% #	ELTON SA (CR)	1.67	-1.18% Ⓔ
With the highest Transactions Value	Value (thou. €)	change	With the highest Transactions Volume	Volume	change
OTE (CR)	10,765.15	-0.98% Ⓔ	EUROBANK ERGASIAS (CR)	7,446,716	-0.11% Ⓔ
OPAP (CR)	8,569.87	2.18% #	ALPHA BANK (CR)	4,147,210	0.05% #
ALPHA BANK (CR)	7,715.04	0.05% #	PPC (CR)	1,992,653	9.17% #
PPC (CR)	7,304.39	9.17% #	NATIONAL BANK (CR)	1,556,651	0.78% #
EUROBANK ERGASIAS (CR)	6,683.73	-0.11% Ⓔ	MARFIN INVESTMENT GROUP (CR)	1,547,693	-0.34% Ⓔ
NATIONAL BANK (CR)	4,580.23	0.78% #	ATTICA BANK S.A. (CR)	1,197,506	6.93% #
JUMBO SA (CR)	3,426.60	1.96% #	PIRAEUS BANK (CR)	995,887	-0.92% Ⓔ
PIRAEUS BANK (CR)	3,007.24	-0.92% Ⓔ	ELLAKTOR (CR)	935,256	0.50% #
TERNA ENERGY (CR)	2,158.41	0.00% -	OTE (CR)	812,189	-0.98% Ⓔ
LAMDA DEVELOPMENT SA (CR)	1,971.71	-2.70% Ⓔ	OPAP (CR)	737,967	2.18% #

Note: Stocks that are not included in the "Low Dispersion" and "Under Supervision" categories, and the transactions value is more than 10,000 €.

Derivatives Summary

	Number of Trades	Volume	Open Interest
Index Futures	222	1,688	10,053
FTSE/Athex Large Cap	222	1,688	10,053
Stock Futures	2,574	52,829	364,338
ADMIE (IPTO) HOLDING S.A. (CR)	109	2,081	6,795
ALPHA BANK (CR)	252	7,899	54,810
ATTICA BANK S.A. (CR)	8	285	7,810
CC HBC AG (CR)	15	24	387
CENERGY HOLDINGS (CB)	33	2,969	7,652
ELLAKTOR (CR)	364	5,576	25,724
EUROBANK ERGASIAS (CR)	100	9,793	39,577
EYDAP S.A. (CR)	5	9	427
FOURLIS (CR)	3	11	154
GEK TERNA (CR)	40	121	12,038
HELLENIC EXCHANGES-A.S.E. (CR)	37	112	2,732
HELLENIC PETROLEUM (CR)	53	621	2,163
INTRACOM HOLDINGS (CR)	4	22	3,599
INTRALOT (CR)	6	1,421	6,039
JUMBO SA (CR)	67	307	940
LAMDA DEVELOPMENT SA (CR)	57	239	2,961
MARFIN INVESTMENT GROUP (CR)	32	990	75,063
MOTOR OIL (CR)	15	67	690
MYTILINEOS (CR)	143	1,050	13,490
NATIONAL BANK (CR)	212	5,695	39,846
OPAP (CR)	116	707	5,043
OTE (CR)	20	182	2,281
P.P.A. S.A. (CR)	15	219	733
PIRAEUS BANK (CR)	204	6,055	27,591
PPC (CR)	620	6,200	13,765
TERNA ENERGY (CR)	9	46	5,227
TITAN CEMENT (CB)	7	9	68
VIOHALCO SA/NV (CB)	28	119	6,733
Index Options	18	114	3,227
FTSE/Athex Large Cap	18	114	3,227
Stock Options	6	236	1,709
ALPHA BANK (CR)	0	0	50
NATIONAL BANK (CR)	1	5	671
OPAP (CR)	2	201	458
OTE (CR)	0	0	245
PIRAEUS BANK (CR)	0	0	126
PPC (CR)	3	30	159
Total Derivatives Traded	2,820	54,867	379,327

Section 2: Analytic Figures of Shares Transactions

Thursday, 12 December, 2019

Number of Outstanding Securities	Nominal Value	Dividends [1]			Date of Last Coupon		Note	Shares	Closing price	% change	Previous closing price/date	Open price	Price min	Price max	Last price	Avg price	Last Bid [7]	Last Ask [7]	P/E after	Year	Volume	Trades	Transactions Value[8]	Company Mkt Value (thou. €)	Year low	Year high	Sector[4]	
		2016	2017	2018	Dividend [2]	Right																						
7,734,375	1.00	---	---	---	09/07/2007	07/01/2011	5112	LIVANIS SA (CR)	0.065	---	0.065	11/12/2019	---	---	---	---	---	3000@0.078	---	---	---	---	---	502.73	0.032	0.096	40301030	
15,842,391	1.51	---	---	---	15/07/2009	12/05/2000	5141	BITROS HOLDING SA (CR)	0.141	---	0.141	11/12/2019	0.121	0.121	0.15	0.15	0.149	999@0.126	1130@0.149	---	---	518	5	77.18	2,233.78	0.084	0.278	55102010
119,596,817	0.040	---	---	---	15/07/2008	27/04/2017	5190	NIKAS SA (CR)	0.5	---	0.5	11/12/2019	---	---	---	---	---	2@0.400	---	---	---	---	---	59,798.41	0.32	0.6	45102020	
24,319,250	0.300	---	---	---	09/07/2002	04/07/2007	5165	PROODEFTIKH SA (CR)	0.149	-19.89	€ 0.186	11/12/2019	0.149	0.149	0.149	0.149	0.149	1@0.155	240@0.168	---	---	2,000	8	298.00	3,623.57	0.09	0.248	50101010
245,497,664	0.310	---	---	---	01/07/2008	30/07/2012	5207	SELONDA AQUACULTURE SA (CR)	0.053	6.00	# 0.05	11/12/2019	0.053	0.0525	0.053	0.053	0.053	17067@0.052	8390@0.053	---	---	13,500	9	712.64	13,011.38	0.031	0.0776	45102010
10,186,667	1.35	---	---	---	24/06/2008	02/02/2016	4887	SIDMA SA (CR)	0.458	-2.55	€ 0.47	11/12/2019	0.45	0.45	0.49	0.49	0.457	1000@0.470	198@0.490	---	---	1,100	7	503.00	4,665.49	0.204	0.72	55102010
766,000	1.00	---	---	---	01/07/2004	11/12/2012	5193	TRIA ALFA SA (CR)	1.8	---	1.8	11/12/2019	2.16	2.16	2.16	2.16	2.16	---	124@2.16	55.15	2018	30	1	64.80	1,660.55	1.44	3.18	55101020
245,000	1.00	---	---	---	19/07/2010	11/12/2012	5194	TRIA ALFA SA (PR)	1.15	---	1.15	11/12/2019	---	---	---	---	---	---	---	35.23	2018	---	---	---	1,660.55	0.535	2.1	55101020

Suspension Status

20,255,805	0.300	---	---	---	22/08/2006	02/08/2010	5136	AXON HOLDING SA (CR)	0.058	---	0.058	28/04/2017	---	---	---	---	---	---	---	---	---	---	---	---	1,174.84	0.058	0.058	20101010
21,820,410	0.800	---	---	---	22/05/2008	02/08/2011	5174	EUROMEDICA SA (CR)	0.448	---	0.448	30/04/2018	---	---	---	---	---	---	---	---	---	---	---	---	9,775.54	0.448	0.448	20101010
66,948,210	0.300	---	---	---	22/09/2015	22/09/2015	5179	FOLLI FOLLIE (CR)	4.8	---	4.8	24/05/2018	---	---	---	---	---	---	---	---	---	---	---	---	321,351.41	4.8	4.8	40401030
13,191,620	0.620	---	---	---	04/08/2010	09/09/2002	5217	YALCO - CONSTANTINOU (CR)	0.0555	---	0.056	30/09/2019	---	---	---	---	---	---	---	---	---	---	---	---	732.13	0.048	0.178	40202020
14,870,100	0.300	---	---	---	15/05/2008	26/09/2011	5130	ALPHA GRISSIN S.A. (CR)	0.014	---	0.014	13/04/2017	---	---	---	---	---	---	---	---	---	---	---	---	208.18	0.014	0.014	10102030
33,930,000	0.300	---	---	---	03/07/2006	30/05/2001	4865	BABIS VOVOS SA (CR)	0.304	---	0.304	30/03/2012	---	---	---	---	---	---	---	---	---	---	---	---	10,314.72	0.304	0.304	35101010
77,126,446	0.340	---	---	---	23/05/2005	18/08/2011	5206	G.E. DIMITRIOU (CR)	0.0125	---	0.013	30/04/2019	---	---	---	---	---	---	---	---	---	---	---	---	964.08	0.01	0.028	40202020
6,000,000	0.600	---	---	---	13/06/2008	08/04/2004	5172	EUROBROKERS S.A. (CR)	0.008	---	0.008	27/04/2018	---	---	---	---	---	---	---	---	---	---	---	---	48.00	0.008	0.008	30302015
7,085,888	1.59	---	---	---	02/07/1996	06/09/2010	5216	ELVIEMEK (CR)	2.6	---	2.6	30/09/2019	---	---	---	---	---	---	---	---	---	---	---	---	18,423.31	2.6	4.7	35101010
24,619,524	0.500	---	---	---	10/10/1986	30/12/2002	4914	KERAMIA-ALLATINI (CR)	0.088	---	0.088	30/08/2012	---	---	---	---	---	---	---	---	---	---	---	---	2,166.52	0.088	0.088	35101010
31,543,600	0.420	---	---	---	19/07/2010	19/12/2018	5205	KRETA FARM SA (CR)	1.085	---	1.085	30/04/2019	---	---	---	---	---	---	---	---	---	---	---	---	34,224.81	0.6	1.22	45102020
25,179,640	0.600	---	---	---	08/08/1994	19/09/2000	5191	J.BOUTARIS & SON HOLD. SA (CB)	0.026	---	0.026	01/10/2018	---	---	---	---	---	---	---	---	---	---	---	---	742.45	0.026	0.026	45101015
1,540,000	0.600	---	---	---	08/08/1994	19/09/2000	5192	J.BOUTARIS & SON HOLD. (PB)	0.057	---	0.057	01/10/2018	---	---	---	---	---	---	---	---	---	---	---	---	742.45	0.057	0.057	45101015
23,935,280	0.300	---	---	---	29/06/2009	13/06/2000	5153	NAYTEMPORIKI PUBLISHING SA(CR)	0.107	---	0.107	02/10/2017	---	---	---	---	---	---	---	---	---	---	---	---	2,561.07	0.107	0.107	40301030
255,459,600	0.300	---	---	---	26/06/2000	03/12/2010	5101	NEL SA (CR)	0.07	---	0.07	31/08/2015	---	---	---	---	---	---	---	---	---	---	---	---	17,882.17	0.07	0.07	40501015
23,463,874	0.800	---	---	---	23/05/2003	21/12/1999	4918	NEORION SA (CR)	0.125	---	0.125	30/08/2012	---	---	---	---	---	---	---	---	---	---	---	---	2,932.98	0.125	0.125	50206030
18,750,000	0.300	---	---	---	02/07/2001	31/12/2012	5154	PEGASUS PUBLISHING S.A. (CR)	0.089	---	0.089	02/10/2017	---	---	---	---	---	---	---	---	---	---	---	---	1,668.75	0.089	0.089	40301030
100,793,572	0.300	---	---	---	16/07/2009	11/02/2016	5110	TELETIPPOS SA (CR)	0.06	---	0.06	07/03/2016	---	---	---	---	---	---	---	---	---	---	---	---	6,047.61	0.06	0.06	40301035
4,034,950	0.680	---	---	---	01/07/2005	30/12/2010	5171	CHATZIKRANIOTIS & SONS SA (CR)	0.14	---	0.14	27/04/2018	---	---	---	---	---	---	---	---	---	---	---	---	564.89	0.14	0.14	45102020

Shares' Notes

Code	Note text
()	- Adjusted dividends.
*	- Last adjusted closing price.
[1]	- Net dividends.
[2]	- The "Date of Last Coupon" for New listings refers to the date company's stocks started to trade in Athex
[3]	- The Company Market Value is referred to the number of outstanding shares
[4]	- Sectors codification can be found in Appendix A
[5]	- The Market Value refers to the total number of shares listed (including their several classes) in the exchange by the company.
[6]	- P/E greater than 100
[7]	- Last view of the Order Book before the end of the trading session
[8]	- All Blocks Methods' Transactions Value are included.
4750	- Transfer to the Under Surveillance Category from 8/4/2011.
4865	- Suspension of trading as of 2/4/2012.
4887	- Transfer to the Surveillance Category as of 10/4/2012.
4912	- Transfer to the Surveillance Category as of 31/7/2012.
4914	- Suspension of trading as of 31/8/2012.
4918	- Suspension of trading as of 31/8/2012.
4955	- Transfer to the Surveillance Category as from 5/4/2013.
4956	- Transfer to the Surveillance Category as from 5/4/2013.
4957	- Transfer to the Surveillance Category as from 5/4/2013.
4958	- Transfer to the Surveillance Category as from 5/4/2013.
4959	- Transfer to the Surveillance Category as from 5/4/2013.
4983	- Transfer to the Surveillance Category as of 5/4/2013.
5080	- Transfer to the Surveillance Category as of 06/09/2011.
5093	- Transfer to the Surveillance Category as of 8/4/2015.
5095	- Transfer to the Surveillance Category as from 5/4/2013.
5101	- Suspension of trading as of 1/9/2015.
5110	- Suspension of trading as of 08/03/2016.
5112	- Transfer to the Surveillance Category as of 15/04/2016.
5115	- Transfer to the Surveillance Category as of 15/04/2016.
5123	- Transfer to the Surveillance Category as of 10/04/2014
5130	- Suspension of trading as of 18/04/2017.
5136	- Suspension of trading as of 02/05/2017.
5141	- Transfer to the Surveillance Category as of 10/05/2017.
5153	- Suspension of trading as of 03/10/2017.
5154	- Suspension of trading as of 03/10/2017.
5156	- Transfer to the Surveillance Category as of 11/12/2017.
5160	- Transfer to the Surveillance Category as of 15/04/2016.
5161	- Transfer to the Surveillance Category as of 25/11/2011.
5162	- Transfer to the Under Supervision Category as of 21/12/2009.
5165	- Transfer to the Surveillance Category as of 15/02/2018.
5171	- Suspension of trading as of 30/04/2018.
5172	- Suspension of trading as of 30/04/2018.
5174	- Suspension of trading as of 02/05/2018.
5178	- Transfer to the Surveillance Category as of 11/05/2018.
5179	- Suspension of trading as of 25/05/2018.
5190	- Transfer to the Surveillance Category as of 10/04/2012.
5191	- Suspension of trading as of 02/10/2018.
5192	- Suspension of trading as of 02/10/2018.
5193	- Transfer to the Surveillance Category as of 25/10/2018.
5194	- Transfer to the Surveillance Category as of 25/10/2018.
5195	- Transfer to the Surveillance Category as of 27/06/2008.
5197	- Transfer to the Surveillance Category as of 07/11/2018.

Shares' Notes

Code	Note text
5205	- Suspension of trading as of 02/05/2019.
5206	- Suspension of trading as of 02/05/2019.
5207	- Transfer to the Surveillance Category as from 13/05/2019.
5216	- Suspension of trading as of 01/10/2019.
5217	- Suspension of trading as of 01/10/2019.
5223	- The 97,014,940 new (CR) shares, resulting from the recent share capital increase through a rights issue, are not yet admitted to trading on ATHEX.

Securities Blocks Details

Securities	Block Volume	Price	Block Trade Value	Time of approval	Note
OTE (CR)	50,000	13.28	664,000.00	12:14:45	20
ALPHA BANK (CR)	250,000	1.85	461,250.00	12:39:22	20
ALPHA BANK (CR)	165,014	1.85	304,450.83	12:43:09	20
ALPHA BANK (CR)	250,000	1.85	462,500.00	13:14:36	20
TERNA ENERGY (CR)	195,000	7.48	1,458,600.00	13:53:09	20
OTE (CR)	45,000	13.24	595,800.00	14:04:55	20
ALPHA BANK (CR)	200,000	1.87	374,000.00	16:34:38	20

Blocks Notes

- 9 - Method 6-1 / Special Fees
- 10 - Method 6-1 / Special Fees, SDS
- 14 - Method 6-3 / Settlement, Incomplete Buy and Sell
- 18 - Method 6-2 / SPOT 1
- 19 - Method 6-2 / SPOT 2
- 20 - Method 6-1 and Method 6-1 Same Day Settlement
- 21 - Other Pre-agreed

Shares Rights Details

Occured date	Exercise from	Exercise until	Trading until	Rights	Price min	Price max	Closing price	Last Bid	Last Ask	Volume	Trades	Transactions Value
25/11/2019	28/11/2019	12/12/2019	09/12/2019	BRIQ PROPERTIES REIC (CR)	---	---	---	---	---	---	---	---
27/11/2019	02/12/2019	16/12/2019	11/12/2019	LAMDA DEVELOPMENT S.A. (CR)	---	---	---	---	---	---	---	---

Securities Forced Sales

Securities	Category of Security	Transaction s Volume	Number of Trades	Transactions Value	Note
------------	----------------------	-------------------------	---------------------	-----------------------	------

No Forced Transactions.

Forced Sales Notes

1 - Normal Forced Sale.

2 - Forced Sales of Fixed Registered Shares.

3 - Forced Sales of Remaining Stock Fractions.

Forced Sales Registered Shares

Securities	Start Date	End Date	Initial Volume	Remaining Volume	Date	Avg price (day)	Avg price (period)	Number of Trades	Transactions Volume	Transactions Value
------------	------------	----------	----------------	------------------	------	-----------------	--------------------	------------------	---------------------	--------------------

No Fixed Registered Shares Forced Sales.

Forced Sales Notes

According to Decision 1/380/04.05.2008 of the Hellenic Republic Capital Market Commission, the certificated registered shares that have not been deposited to the issuer for dematerialisation, will be auctioned in the Athens Exchange by the supervising issuer. Forced sales procedure is held according to Article 99A of the Athens Exchange Rulebook. The average price of the period is calculated by dividing the Total transactions value by the Total volume and includes all the transactions made until the current date.

Exchange Traded Funds (ETFs) Characteristics

	Transactions Date (T)	Creation / Redemption	Units (T-1)	New Units (T-1)	Redemptio n Units (T-	Units (T) [1]	Fund Assets [2]	Net Unit Price	Dividen d per	Dividend Date
ALPHA ETF FTSE Athex Large Cap	12/12/2019	5,000	812,382	---	---	812,382	18,587,780.00	22.8806	0.43	30/06/2018

ETFs Notes

[1] - Units (T) = Units (T-1) + New Units (T-1) - Redemption Units (T-1)

[2] - The Creation / Redemption Units of T-1 are included.

Convertible Corporate Bonds - Regulated Market

Num Listed Bonds	Nominal price	Issue price	Today's Rate	Exp. Date	Duration (years)	Note	Coupon		Trading	Corporate Bonds	Price min	Price max	Closing price	Previous closing price/date	Volume	Transactions Value	Last order			ear min	Year max
							Common	Preferred									Price	Buy / Sell	Date		
171,268,704	0.30	0.30	1.00	11/10/2025	9	---	13	---	1	FORTHNET S.A. (Convertible)	---	---	---	---	---	---	1.0000	B	23/10/2019	100.0000	100.0000

Corporate Bonds Notes

Transactions Volume = (Pieces) * (Nominal Price). Transactions Value = (Pieces) * (Nominal Price) * (price %) + (Accrued interest).

The price of a Bond is stated as a percentage (%) of Bond's Nominal Price.

Nominal Price in Euros (€), except if it is noted differently.

Non Convertible Corporate Bonds - Regulated Market

Num Listed Bonds	Nominal price	Issue price	Today's Rate	Exp. Date	Duration (years)	Note	Coupon		Trading	Corporate Bonds	Accrued Int.	Yield.T.Mat	Price min	Price max	Closing price	Previous closing price/date	Volume	Transactions Value	Last order			ear min	Year max	
							Common	Preferred											Price	Buy / Sell	Date			
175,000	1,000.00	1,000.00	3.40	26/07/2024	5	---	1	---	1	ATTICA HOLDINGS S.A. (Non Convertible)	13.5056	3.6200	98.7000	99.2500	98.9261	99.0000	11/12/2019	77,000	77,213.04	98.8000	B	12/12/2019	98.6500	103.4000
300,000	1,000.00	1,000.00	3.10	27/06/2022	5	---	5	---	1	MYTILINEOS HOLDINGS S.A. (Non Convertible)	14.8111	2.6850	100.4000	100.8800	100.5000	100.4020	11/12/2019	47,000	48,036.12	100.5500	B	12/12/2019	100.3100	103.4000
24,260	1,000.00	1,000.00	4.95	26/06/2023	5	---	3	---	1	B&F COMM. & GARM. INDUS. S.A. (Non Convertible)	23.7875	7.3530	---	---	---	91.6440	10/12/2019	---	---	91.0000	B	12/12/2019	90.1276	98.5000
90,000	1,000.00	1,000.00	3.00	11/05/2023	5	---	4	---	1	CORAL A.E. (Non Convertible)	2.9167	2.3260	101.8000	101.8000	101.8000	101.8020	11/12/2019	7,000	7,146.42	102.0000	B	12/12/2019	100.2726	104.9499
120,000	1,000.00	1,000.00	3.95	04/04/2025	7	---	4	---	1	GEK TERNA S.A. (Non Convertible)	8.0097	2.8410	104.0000	104.8000	104.2857	104.0000	11/12/2019	14,000	14,712.14	104.0000	B	12/12/2019	99.0000	107.2000
50,000	1,000.00	1,000.00	4.35	20/06/2022	5	---	5	---	1	SYSTEMS SUNLIGHT S.A. (Non Convertible)	21.6292	3.4270	101.2890	101.2900	101.2898	100.5000	11/12/2019	5,000	5,172.64	100.2600	B	12/12/2019	99.4118	104.5000
200,000	1,000.00	1,000.00	3.50	21/03/2022	5	---	6	---	1	O.P.A.P. S.A. (Non Convertible)	8.1667	2.8290	100.5500	100.9000	100.8588	100.5500	11/12/2019	283,000	287,741.67	100.9000	B	12/12/2019	100.4347	103.5200
40,000,000	1.00	1.00	5.00	04/10/2021	5	---	13	---	1	HOUSEMARKET S.A. (Non Convertible)	0.0101	2.3270	104.0500	104.0500	104.0500	104.1670	10/12/2019	2,000	2,101.28	104.0500	B	12/12/2019	101.9500	106.1000
150,000	1,000.00	1,000.00	2.60	22/10/2026	7	---	1	---	1	TERNA ENERGY FINANCE S.A. (Non Convertible)	3.9722	2.4410	100.8000	101.1490	100.8907	101.3000	11/12/2019	43,000	43,553.80	101.0000	B	12/12/2019	100.8000	102.7000
200,000	1,000.00	1,000.00	3.60	12/03/2026	7	---	2	---	1	AEGEAN AIRLINES S.A. (Non Convertible)	9.5000	2.6460	103.4000	105.0000	104.7826	105.3200	11/12/2019	129,000	136,395.00	104.3000	B	12/12/2019	100.3628	107.9000

Corporate Bonds Notes

Transactions Volume = (Pieces) * (Nominal Price). Transactions Value = (Pieces) * (Nominal Price) * (price %) + (Accrued interest).

The price of a Bond is stated as a percentage (%) of Bond's Nominal Price.

Nominal Price in Euros (€), except if it is noted differently.

Government Bonds

Number Listed Bonds	Nominal price	Today's Rate	Accrued Interest Calc	Exp. Date [1]	Duration (years)	Note	Coupons Date	Curr. coupon value	Trading Unit	Government Bonds	Price min	Price max	Closing price	Previous closing price/date	Volume	Transactions Value	Price	Last order Buy / Sell	Date
3,000,000	1,000.00	4.38	Actual/Actual	01/08/2022	5	---	01/08	4.38	1	GGB-FXD-010822-05Y-4.375-1.000	---	---	---	---	---	---	1.0000	B	28/11/2018
2,500,000	1,000.00	3.45	Actual/Actual	02/04/2024	5	---	02/04	3.45	1	GGB-FXD-020424-05Y-3.450-1.000	---	---	---	---	---	---	---	---	---
4,355,990,324	1.00	3.50	Actual/Actual	30/01/2023	5	---	01/02 - 31/01	3.50	1	GGB-FXD-300123-05Y-3.500-1.000	---	---	---	94.5720 13/07/2018	---	---	1.0000	B	28/11/2018
5,962,747,327	1.00	3.75	Actual/Actual	30/01/2028	10	---	/02 - 01/02 - 31/	3.75	1	GGB-FXD-300128-10Y-3.750-1.000	---	---	---	85.4610 13/07/2018	---	---	1.0000	B	28/11/2018
6,091,218,404	1.00	3.90	Actual/Actual	30/01/2033	15	---	/02 - 01/02 - 31/	3.90	1	GGB-FXD-300133-15Y-3.900-1.000	---	---	---	78.6730 13/07/2018	---	---	1.0000	B	28/11/2018
4,805,399,486	1.00	4.00	Actual/Actual	30/01/2037	19	---	/02 - 01/02 - 31/	4.00	1	GGB-FXD-300137-19Y-4.000-1.000	---	---	---	77.0370 13/07/2018	---	---	1.0000	B	28/11/2018
4,603,713,186	1.00	4.20	Actual/Actual	30/01/2042	24	---	/02 - 01/02 - 31/	4.20	1	GGB-FXD-300142-24Y-4.200-1.000	---	---	---	77.7640 13/07/2018	---	---	1.0000	B	28/11/2018
550,418,123	1.00	3.00	Actual/Actual	24/02/2023	11	---	24/02	3.00	1	GGB-FXD-240223-11Y-2.000-1.000	---	---	---	10.0000 22/06/2015	---	10.0000	B	11/07/2019	
445,007,576	1.00	3.00	Actual/Actual	24/02/2024	12	---	24/02	3.00	1	GGB-FXD-240224-12Y-2.000-1.000	---	---	---	10.0000 22/06/2015	---	---	---	---	
423,674,226	1.00	3.00	Actual/Actual	24/02/2025	13	---	24/02	3.00	1	GGB-FXD-240225-13Y-2.000-1.000	---	---	---	10.0000 22/06/2015	---	---	---	---	
212,292,153	1.00	3.00	Actual/Actual	24/02/2026	14	---	24/02	3.00	1	GGB-FXD-240226-14Y-2.000-1.000	---	---	---	10.0000 22/06/2015	---	---	---	---	
160,621,352	1.00	3.00	Actual/Actual	24/02/2027	15	---	24/02	3.00	1	GGB-FXD-240227-15Y-2.000-1.000	---	---	---	10.0000 22/06/2015	---	---	---	---	
183,244,055	1.00	3.00	Actual/Actual	24/02/2028	16	---	24/02	3.00	1	GGB-FXD-240228-16Y-2.000-1.000	---	---	---	10.0000 22/06/2015	---	---	---	---	
164,802,894	1.00	3.00	Actual/Actual	24/02/2029	17	---	24/02	3.00	1	GGB-FXD-240229-17Y-2.000-1.000	---	---	---	10.0000 22/06/2015	---	---	---	---	
165,460,943	1.00	3.00	Actual/Actual	24/02/2030	18	---	24/02	3.00	1	GGB-FXD-240230-18Y-2.000-1.000	---	---	---	10.0000 22/06/2015	---	---	---	---	
129,007,241	1.00	3.00	Actual/Actual	24/02/2031	19	---	24/02	3.00	1	GGB-FXD-240231-19Y-2.000-1.000	---	---	---	10.0000 22/06/2015	---	---	---	---	
126,192,683	1.00	3.00	Actual/Actual	24/02/2032	20	---	24/02	3.00	1	GGB-FXD-240232-20Y-2.000-1.000	---	---	---	10.0000 22/06/2015	---	---	---	---	
146,905,168	1.00	3.00	Actual/Actual	24/02/2033	21	---	24/02	3.00	1	GGB-FXD-240233-21Y-2.000-1.000	---	---	---	10.0000 22/06/2015	---	---	---	---	
154,475,606	1.00	3.00	Actual/Actual	24/02/2034	22	---	24/02	3.00	1	GGB-FXD-240234-22Y-2.000-1.000	---	---	---	10.0000 22/06/2015	---	---	---	---	
144,429,441	1.00	3.00	Actual/Actual	24/02/2035	23	---	24/02	3.00	1	GGB-FXD-240235-23Y-2.000-1.000	---	---	---	10.0000 22/06/2015	---	---	---	---	
166,211,676	1.00	3.00	Actual/Actual	24/02/2036	24	---	24/02	3.00	1	GGB-FXD-240236-24Y-2.000-1.000	---	---	---	10.0000 22/06/2015	---	---	---	---	
145,461,669	1.00	3.00	Actual/Actual	24/02/2037	25	---	24/02	3.00	1	GGB-FXD-240237-25Y-2.000-1.000	---	---	---	10.0000 22/06/2015	---	---	---	---	
146,941,087	1.00	3.00	Actual/Actual	24/02/2038	26	---	24/02	3.00	1	GGB-FXD-240238-26Y-2.000-1.000	---	---	---	10.0000 22/06/2015	---	---	---	---	
135,115,612	1.00	3.00	Actual/Actual	24/02/2039	27	---	24/02	3.00	1	GGB-FXD-240239-27Y-2.000-1.000	---	---	---	10.0000 22/06/2015	---	---	---	---	
141,909,637	1.00	3.00	Actual/Actual	24/02/2040	28	---	24/02	3.00	1	GGB-FXD-240240-28Y-2.000-1.000	---	---	---	10.0000 22/06/2015	---	---	---	---	
136,788,720	1.00	3.00	Actual/Actual	24/02/2041	29	---	24/02	3.00	1	GGB-FXD-240241-29Y-2.000-1.000	---	---	---	10.0000 22/06/2015	---	---	---	---	
163,643,410	1.00	3.00	Actual/Actual	24/02/2042	30	---	24/02	3.00	1	GGB-FXD-240242-30Y-2.000-1.000	---	---	---	10.0000 22/06/2015	---	---	---	---	
4,000,000	1,000.00	3.88	Actual/Actual	12/03/2029	10	---	12/03	3.88	1	GGB-FXD-120329-10Y-3.875-1.000	---	---	---	---	---	100.0000	B	15/10/2019	
503,753	1,000.00	0.32	FLR Actual/360	16/09/2021	2	---	16/03 - 16/09	---	1	GGB-FLT-160921-02Y-0.319-1.000	---	---	---	---	---	---	---	---	
3,000,000	1,000.00	3.38	Actual/Actual	15/02/2025	7	---	15/02	3.38	1	GGB-FXD-150225-07Y-3.375-1.000	---	---	---	---	---	---	---	---	
250,250	1,000.00	2.90	Actual/Actual	20/03/2023	4	---	20/03	2.90	1	GGB-FXD-200323-04Y-2.900-1.000	---	---	---	---	---	---	---	---	
964,000	1,000.00	3.25	Actual/Actual	20/03/2025	6	---	20/03	3.25	1	GGB-FXD-200325-06Y-3.250-1.000	---	---	---	---	---	---	---	---	
2,100,000	1,000.00	3.55	Actual/Actual	20/03/2026	7	---	20/03	3.55	1	GGB-FXD-200326-07Y-3.550-1.000	---	---	---	---	---	---	---	---	
2,500,000	1,000.00	1.88	Actual/Actual	23/07/2026	7	---	23/07	1.88	1	GGB-FXD-230726-07Y-1.875-1.000	---	---	---	---	---	---	---	---	

Government Bonds Notes

Transactions Volume = (Pieces) * (Nominal Price). Transactions Value = (Pieces) * (Nominal Price) * (price %) + (Accrued interest).

The Value of current coupon for the issues with NV 0.01 euro refers to NV 100 euros

FLR: Floating Interest Rate.

[1] - The Expiration Date of the interest bearing period and the Date for coupon payment.

Government Bonds

Number Listed Bonds	Nominal price	Today's Rate	Accrued Interest Calc	Exp. Date [1]	Duration (years)	Note	Coupons Date	Curr. coupon value	Trading Unit	Government Bonds	Price min	Price max	Closing price	Previous closing price/date	Volume	Transactions Value	Price	Last order Buy / Sell	Date
---------------------	---------------	--------------	-----------------------	---------------	------------------	------	--------------	--------------------	--------------	------------------	-----------	-----------	---------------	-----------------------------	--------	--------------------	-------	-----------------------	------

Government Bonds Notes

Transactions Volume = (Pieces) * (Nominal Price). Transactions Value = (Pieces) * (Nominal Price) * (price %) + (Accrued interest).

The Value of current coupon for the issues with NV 0.01 euro refers to NV 100 euros

FLR: Floating Interest Rate.

[1] - The Expiration Date of the interest bearing period and the Date for coupon payment.

Treasury Bills & Zero Coupon Government Bonds

Issue Date	13-Week Maturity									26-Week Maturity									52-Week Maturity								
	Exp. Date	Initial Rate	Num Listed Bonds	Nominal price	Issue price	Last Trade Price	Last Trade Date	Volume Traded	Note	Exp. Date	Initial Rate	Num Listed Bonds	Nominal price	Issue price	Last Trade Price	Last Trade Date	Volume Traded	Note	Exp. Date	Initial Rate	Num Listed Bonds	Nominal price	Issue price	Last Trade Price	Last Trade Date	Volume Traded	Note
14/12/2018	---	---	---	---	---	---	---	---	---	---	---	---	---	---	---	---	---	---	13/12/2019	1.09	1,000,000	1,000.00	989.10	---	---	---	---
15/03/2019	---	---	---	---	---	---	---	---	---	---	---	---	---	---	---	---	---	---	13/03/2020	0.95	1,000,000	1,000.00	990.50	---	---	---	---
14/06/2019	---	---	---	---	---	---	---	---	---	---	---	---	---	---	---	---	---	---	12/06/2020	0.47	1,000,000	1,000.00	995.30	---	---	---	---
13/09/2019	---	---	---	---	---	---	---	---	---	---	---	---	---	---	---	---	---	---	11/09/2020	0.29	1,000,000	1,000.00	997.05	---	---	---	---

Bonds in Circulation	Currency / Min nominal traded Value	Coupons Payment Date	Current Coupon Value	Note	Coupon	Trading Unit	Issue Date	Duration (years)	Today's Interest	A.I.C in days	Bonds	Last price of previous days		Last Outcry in Cash (euro)		Trades in Pieces	Life min	Life Max	
												Price	Buy / Sell	Price	Buy / Sell				
Corporate Bonds in Foreign Currency and Euro																			
103,746	GBP / 10	01/12	0.25	---	61	1	01/12/1930	98	2.5	360	National Mortgage Bank	2.27	05/02/1996	2.27	S	05/02/1996	---	2.27	2.27
0	GBP / 10	01/12	0.25	---	63	1	01/12/1928	100	2.5	360	National Mortgage Bank	---	---	---	---	---	---	---	---

Government Bonds Notes

A.I.C: Accrued Interest Calculation base.

FLR: Floating Interest Rate.

The minimum tradeable Nominal Value for all Demeterialised Government Titles is 100 Euros.

(μτφρ-0)

Athex & ATHEXClear Members List

Member Name	Stock Market			Derivatives Market		ATHEXClear Member				
	Address	Phone	Fax	Market Member	Remote Member	Market Maker	Proprietary	Market Maker	General Clearing	Direct Clearing
A. SARRIS SECURITIES S.A.				a						
6, ΔΡΑΓΑΤΣΑΝΙΟΥ ΑΘΗΝΑ	2103367700									
ALPHA BANK A.E.									a	
40, ΣΤΑΔΙΟΥ STR ΑΘΗΝΑ	(210)-3260000	(210)-3264116								
103, AVE. ΑΘΗΝΩΝ ΑΘΗΝΑ	+30 2103436820	210-3436270								
40, ΣΤΑΔΙΟΥ STR ΑΘΗΝΑ	(210)-3265546	(210)-3265811								
ALPHA FINANCE INVESTMENT SERVICES S.A.				a		a	a	a		a
5, ΜΕΡΛΙΝ 5 ΑΘΗΝΑ	2103487205									
ARGUS STOCKBROKERS LTD				a	a		a			
25, Λ.ΚΕΝΝΕΤΥ 12-14 Γ' ΟΡΟΦΟΣ, Τ.Θ.24863	0035722717000									
ATLANTIC SECURITIES LIMITED				a	a					
37, ΠΡΟΔΡΟΜΟΥ 37	0035722445400									
AXON SECURITIES S.A.				a			a			
48, ΣΤΑΔΙΟΥ 48 ΑΘΗΝΑ	2103363800									
BETA SECURITIES S.A.				a		a	a			a
29, Λ.ΑΛΕΞΑΝΔΡΑΣ 29 ΑΘΗΝΑ	2106478900									
BNP PARIBAS SECURITIES SERVICES									a	
2, ΛΑΜΨΑΚΟΥ 2 ΑΘΗΝΑ	2107468525									
BOFA SECURITIES EUROPE SA				a	a					
, 112 AVENUE KL'BER 75116										
CAPITAL SECURITIES S.A.				a			a			
58, ΜΗΤΡΟΠΟΛΕΩΣ 58 ΑΘΗΝΑ	+30 2103369700									
CFS SECURITIES-INVESTMENT SERVICES S.A.				a						
3, ΠΑΠΑΡΡΗΓΟΠΟΥΛΟΥ 3 ΑΘΗΝΑ	+30 2103360800									
CITIGROUP GLOBAL MARKET LTD				a	a					
1, 33 CANADA SQUARE -CANARY WHARF	+44 02079864000									
CITIGROUP GLOBAL MARKETS EUROPE AG				a	a					
16, REUTERWEG FRANKFURT 16										
CREDIT SUISSE SECURITIES (EUROPE) LIMITED				a	a					
1, ONE CABOT SQUARE LONDON	+44 2078888888									
CREDIT SUISSE SECURITIES SV				a	a					
, CALLE AYALA 42, 3A PLANTA-B MADRID										
CYCLOS SECURITIES S.A.				a			a			a
39, ΠΑΝΕΠΙΣΤΗΜΙΟΥ 39 ΑΘΗΝΑ	6944589533									
DEUTSCHE BANK S.A.					a					
1, GREAT WINCHESTER STREET LONDON	+44 20 754 54209	00441133361437								
DYNAMIC SECURITIES S.A.				a			a			a
, ΤΡΑΛΛΕΩΝ 2 & Λ.ΖΥΓΤΡΟΥ 223 ΝΕΑ ΣΜΥΡΝΗ	2103677700									
EUROBANK EQUITIES INVESTMENT FIRM S.A				a		a	a	a		a
, ΦΙΛΕΛΛΗΝΩΝ 10 & ΞΕΝΟΦΩΝΤΟΣ 13 ΑΘΗΝΑ	2103720000									
EUROBANK ERGASIAS S.A.									a	
8, ΟΘΩΝΟΣ STR. ΑΘΗΝΑ	(210)-3337969	(210)-3245916								
	(210)-3337000	(210)-3233866								
8, ΟΘΩΝΟΣ ΑΘΗΝΑ	+30 2103337000	210-3245916								
EUROCORP INVESTMENT SERVICES S.A.				a			a			a
14, ΠΛ.ΦΙΛΙΚΗΣ ΕΤΑΙΡΕΙΑΣ 14 ΑΘΗΝΑ	210-7263600									
EUOTRUST INVESTMENT FIRM SA				a						
113, ΣΕΒΑΣΤΟΥΠΟΛΕΩΣ 113 ΑΘΗΝΑ	2103363100									
EUROXX SECURITIES S.A.				a		a	a	a		a
7, ΠΑΛΑΙΟΛΟΓΟΥ CHALANDRI	(210)-6879400	(210)-6879401								
7, ΠΑΛΑΙΟΛΟΓΟΥ CHALANDRI	+30 2106879400	210-6879401								
G. A. PERVANAS SECURITIES-INVESTMENT SERVICES CO S.A.				a						
7-9, ΣΟΦΟΚΛΕΟΥΣ 7-9 ΑΘΗΝΑ	2103727200									
GLOBAL CAPITAL SECURITIES AND FINANCIAL SERVICES LTD				a	a					
50, P.O. BOX 16099	0035722710710									
HELLENIC BANK (INVESTMENTS) LTD					a					
, AVE.KYRIAKΟΥ MATSI 31 - PO BOX 24747 NICOSIA	+357 22500100	357 22500110								
HELLENIC-AMERICAN SECURITIES S.A.				a		a	a			a
27, ΑΝΔΡΕΑ ΠΑΠΑΝΔΡΕΟΥ 27 ΜΑΡΟΥΣΙ	2103311100									
HSBC FRANCE									a	
109-111, Λ.ΜΕΣΟΓΕΙΩΝ 109-111	2106961125									
INDEX SECURITIES S.A.				a						
6, ΔΡΑΓΑΤΣΑΝΙΟΥ 6 ΑΘΗΝΑ	6944589533									

Athex & ATHEXCclear Members List

Member Name				Stock Market			Derivatives Market		ATHEXCclear Member	
	Address	Phone	Fax	Market Member	Remote Member	Market Maker	Proprietary	Market Maker	General Clearing	Direct Clearing
INVESTMENT BANK OF GREECE S.A.				a		a	a	a	a	
32 , ΑΙΓΙΑΛΕΙΑΣ 32 & ΠΑΡΑΔΕΙΣΟΥ ΜΑΡΟΥΣΙ	2108173662									
J. CHR. MAVRIKIS SECURITIES S.A.				a						
5, ΣΟΦΟΚΛΕΟΥΣ 5 ΑΘΗΝΑ	2103240185									
KAPPA SECURITIES S.A.				a			a			
15, ΒΑΛΛΑΡΠΙΤΟΥ 15 ΑΘΗΝΑ	2103610371									
KARAMANOF SECURITIES AND INVESTMENT SERVICES S.A.				a			a			
2, ΠΛ.ΑΓ.ΘΕΟΔΩΡΩΝ 2 ΑΘΗΝΑ	+30 2103212947									
ΛΑΙΚΗ FINANCIAL SERVICES LTD					a					
26, AVE. VYRONOS NICOSIA	357 22367367	357 22718567								
LEON DEPOLAS SECURITIES S.A.				a		a	a			
1, ΧΡΗΣΤΟΥ ΛΑΔΑ 1 ΑΘΗΝΑ	2103213276 -28									
MEGA EQUITY SECURITIES & FINANCIAL SERVICES PUBLIC LTD				a	a		a			
42-44, ΛΕΩΦ.ΓΡΙΒΑ ΔΙΓΕΝΗ 42-44	0035722711711									
MERIT SECURITIES S.A				a		a	a			a
5, ΣΟΦΟΚΛΕΟΥΣ 5 ΑΘΗΝΑ	2103671880									
MERRILL LYNCH INTERNATIONAL				a	a					
2 , 2 KING EDWARD STREET LONDON	9256752391									
N. CHRYSOCHOIDIS STOCK BROKERAGE I.S.S.A.				a			a			a
7-9, ΣΟΦΟΚΛΕΟΥΣ 7-9 ΑΘΗΝΑ	2103213913									
NATIONAL BANK OF GREECE S.A.				a		a	a		a	
86, ΑΙΟΛΟΥ STR. ΑΘΗΝΑ	(210)-3341000	(210)-3228187								
68, ΑΚΑΔΙΜΙΑΣ STR. ΑΘΗΝΑ	(210)-3328817	(210)-3328678								
NATIONAL SECURITIES S.A				a		a	a	a		
66, ΛΕΩΦ. ΚΗΦΙΣΙΑΣ 66 (ΚΤΗΡΙΟ Α) ΜΑΡΟΥΣΙ	2107720000									
NUNTIUS BROKERAGE AND INVESTMENT SERVICES S.A				a						
6, ΔΡΑΓΑΤΣΑΝΙΟΥ 6 ΑΘΗΝΑ	2103350599									
ONE PLUS CAPITAL LIMITED				a	a					
, 75 PRODROMOU AVENUE NICOSIA 1307	35722873760									
PANTELAKIS SECURITIES S.A.				a		a	a	a		
57, ΕΘΝΙΚΗΣ ΑΝΤΙΣΤΑΣΕΩΣ 57, ΚΤΙΠΙΟ Β CHALANDRI	2106965000									
PEGASUS SECURITIES S.A				a			a			
17 , ΒΑΛΛΑΡΠΙΤΟΥ 17 & ΑΜΕΡΙΚΗΣ ΑΘΗΝΑ	2103670700									
PIRAEUS BANK S.A.				a			a		a	
4, ΑΜΕΡΙΚΗΣ ΑΘΗΝΑ	+30 2103335000	210-3335079								
4, ΑΜΕΡΙΚΗΣ STR ΑΘΗΝΑ	(210)-3335918	(210)-3254207								
4, ΑΜΕΡΙΚΗΣ STR. ΑΘΗΝΑ	(210)-3335000	(210)-3335079								
PIRAEUS SECURITIES S.A.				a		a	a	a		a
10, ΣΤΑΔΙΟΥ 10 10 ΑΘΗΝΑ	2103354100									
PROCHOICE SECURITIES LTD				a	a					
57, ΛΕΩΦ.ΣΠΥΡΟΥ ΚΥΠΡΙΑΝΟΥ 57, ΑΚΙΝΗΤΑ Φ	0035724661192									
SHARELINK SECURITIES-FINANCIAL SERVICES LTD				a	a		a			
6 , ELLINAS HOUSE-ΘΕΟΤΟΚΗ 6	0035722554436									
SOCIETE GENERALE S.A.				a	a		a			
, 17 COURS VALMY, CEDEX	+33 157290504									
SOLIDUS SECURITIES S.A				a			a			a
64, ΛΟΥΙΖΗΣ ΠΙΑΝΚΟΥΡ 64 ΑΘΗΝΑ	2106900600									
ST. EM. LAVRENTAKIS SECURITIES S.A.				a			a			
7-9, ΣΟΦΟΚΛΕΟΥΣ 7-9 ΑΘΗΝΑ	2103213336									
THE CYPRUS INVESTMENT & SECURITIES CORPORATION LTD				a	a					
154, ΕΒΡΟΥ 4	0035722121700									
UBS EUROPE SE				a	a					
, OPERNTURM, BOCKENHEIMER LANDSTRASSE 2-4 2-4	00496921790									
UBS LIMITED					a					
1 , FINSBURY AVENUE LONDON	+44 2075687135									

List of Stocks under Market Making operations

Securities	Market Maker	Stock Category	Start Market Making
#Error			
#Error			#Type!

Underlying Asset				Derivatives Market													
Price max	Price min	Closing price	change	Delivery Month	Open price	Price max	Price min	Last price	Closing price	Last Bid	Last Ask	Fixing price*	Life high	Life low	Trades	Volume	Open Interest
FTSE/Athex Large Cap																	
2,238.24	2,213.10	2,231.84	0.14%	December 2019	2,230.00	2,238.00	2,211.00	2,230.00	2,230.00	---	---		2,279.00	---	112	839	8,998
				January 2020	2,230.00	2,238.00	2,214.00	2,232.00	2,232.00	---	---		2,279.25	---	110	849	1,055
				February 2020	---	---	---	---	2,237.50	---	---		---	---	---	---	---
				March 2020	---	---	---	---	2,241.00	---	---		---	---	---	---	---
				June 2020	---	---	---	---	2,252.25	---	---		---	---	---	---	---
				September 2020	---	---	---	---	2,263.50	---	---		---	---	---	---	---

(Trade Unit: 1 Index Point x 2€, Cash Settlement)

Derivatives notes

Fixing prices and final open positions can be retrieved from the following path <http://www.helex.gr/el/web/guest/statistics-end-of-day-derivatives>

Underlying Asset				Derivatives Market													
Price max	Price min	Closing price	change	Delivery Month	Open price	Price max	Price min	Last price	Closing price	Last Bid	Last Ask	Fixing price*	Life high	Life low	Trades	Volume	Open Interest
ADMIE (IPTO) HOLDING S.A. (CR) (Contract Size: 100 Securities, Physical Delivery)																	
2.19	2.15	2.17	0.93%	December 2019	2.16	2.18	2.15	2.17	2.17	---	---	---	2.25	---	76	1,154	4,654
				March 2020	2.19	2.21	2.18	2.20	2.20	---	---	---	2.21	---	33	927	2,141
				June 2020	---	---	---	---	2.17	---	---	---	---	---	---	---	---
				September 2020	---	---	---	---	2.18	---	---	---	---	---	---	---	---
ALPHA BANK (CR) (Contract Size: 100 Securities, Physical Delivery)																	
1.875	1.83	1.87	0.05%	December 2019	1.87	1.88	1.84	1.88	1.88	---	---	---	1.99	---	149	3,949	46,709
				March 2020	1.89	1.89	1.85	1.89	1.89	---	---	---	1.91	---	103	3,950	8,101
				June 2020	---	---	---	---	1.89	---	---	---	---	---	---	---	---
				September 2020	---	---	---	---	1.90	---	---	---	---	---	---	---	---
ATTICA BANK S.A. (CR) (Contract Size: 100 Securities, Physical Delivery)																	
0.4095	0.38	0.409	6.93%	December 2019	0.382	0.402	0.382	0.402	0.402	---	---	---	0.468	---	2	35	7,460
				March 2020	0.398	0.412	0.398	0.408	0.408	---	---	---	0.412	---	6	250	350
				June 2020	---	---	---	---	0.387	---	---	---	---	---	---	---	---
				September 2020	---	---	---	---	0.388	---	---	---	---	---	---	---	---
CC HBC AG (CR) (Contract Size: 100 Securities, Physical Delivery)																	
29.7	29.16	29.41	-0.51%	December 2019	29.60	29.60	29.26	29.26	29.26	---	---	---	31.38	---	7	12	369
				March 2020	29.55	29.55	29.40	29.49	29.49	---	---	---	29.55	---	8	12	18
				June 2020	---	---	---	---	29.87	---	---	---	---	---	---	---	---
				September 2020	---	---	---	---	30.02	---	---	---	---	---	---	---	---
CENERGY HOLDINGS (CB) (Contract Size: 100 Securities, Physical Delivery)																	
1.29	1.27	1.29	0.00%	December 2019	1.29	1.29	1.28	1.28	1.28	---	---	---	1.46	---	20	1,492	5,957
				March 2020	1.30	1.30	1.29	1.29	1.29	---	---	---	1.31	---	13	1,477	1,695
				June 2020	---	---	---	---	1.30	---	---	---	---	---	---	---	---
				September 2020	---	---	---	---	1.31	---	---	---	---	---	---	---	---
ELLAKTOR (CR) (Contract Size: 100 Securities, Physical Delivery)																	
1.642	1.552	1.622	0.50%	December 2019	1.62	1.64	1.55	1.61	1.61	---	---	---	2.27	---	227	3,152	19,946
				March 2020	1.64	1.65	1.57	1.63	1.63	---	---	---	1.76	---	137	2,424	5,778
				June 2020	---	---	---	---	1.63	---	---	---	---	---	---	---	---
				September 2020	---	---	---	---	1.64	---	---	---	---	---	---	---	---
EUROBANK ERGASIAS (CR) (Contract Size: 100 Securities, Physical Delivery)																	
0.905	0.8875	0.894	-0.11%	December 2019	0.897	0.904	0.890	0.894	0.894	---	---	---	0.994	---	52	4,958	29,904
				March 2020	0.910	0.910	0.899	0.907	0.907	---	---	---	0.925	---	48	4,835	9,673
				June 2020	---	---	---	---	0.904	---	---	---	---	---	---	---	---
				September 2020	---	---	---	---	0.909	---	---	---	---	---	---	---	---

Derivatives notes

Fixing prices and final open positions can be retrieved from the following path <http://www.helex.gr/el/web/guest/statistics-end-of-day-derivatives>

Underlying Asset				Derivatives Market													
Price max	Price min	Closing price	change	Delivery Month	Open price	Price max	Price min	Last price	Closing price	Last Bid	Last Ask	Fixing price*	Life high	Life low	Trades	Volume	Open Interest
EYDAP S.A. (CR)				(Contract Size: 100 Securities, Physical Delivery)													
7.36	7.19	7.24	-0.82%	December 2019	---	---	---	---	7.30	---	---	---	8.18	---	---	---	274
				March 2020	7.37	7.37	7.26	7.26	7.26	---	---	---	7.42	---	5	9	153
				June 2020	---	---	---	---	7.38	---	---	---	---	---	---	---	---
				September 2020	---	---	---	---	7.41	---	---	---	---	---	---	---	---
FOURLIS (CR)				(Contract Size: 100 Securities, Physical Delivery)													
5.45	5.29	5.38	0.56%	December 2019	5.31	5.31	5.31	5.31	5.31	---	---	---	5.60	---	1	5	148
				March 2020	5.38	5.38	5.33	5.33	5.33	---	---	---	5.38	---	2	6	6
				June 2020	---	---	---	---	5.41	---	---	---	---	---	---	---	---
				September 2020	---	---	---	---	5.43	---	---	---	---	---	---	---	---
GEK TERNA (CR)				(Contract Size: 100 Securities, Physical Delivery)													
6.84	6.66	6.78	-0.15%	December 2019	6.80	6.86	6.70	6.70	6.70	---	---	---	7.17	---	21	51	6,065
				March 2020	6.80	6.80	6.76	6.78	6.78	---	---	---	6.86	---	19	70	5,973
				June 2020	---	---	---	---	6.86	---	---	---	---	---	---	---	---
				September 2020	---	---	---	---	6.90	---	---	---	---	---	---	---	---
HELLENIC EXCHANGES-A.S.E. (CR)				(Contract Size: 102 Securities, Physical Delivery)													
4.54	4.47	4.53	1.12%	December 2019	4.48	4.53	4.47	4.53	4.53	---	---	---	4.90	---	20	59	2,545
				March 2020	4.54	4.65	4.52	4.65	4.65	---	---	---	4.65	---	17	53	187
				June 2020	---	---	---	---	4.53	---	---	---	---	---	---	---	---
				September 2020	---	---	---	---	4.55	---	---	---	---	---	---	---	---
HELLENIC PETROLEUM (CR)				(Contract Size: 100 Securities, Physical Delivery)													
8.38	8.22	8.25	-0.36%	December 2019	8.28	8.28	8.23	8.24	8.24	---	---	---	9.40	---	19	274	1,534
				March 2020	8.15	8.23	8.10	8.11	8.11	---	---	---	8.49	---	34	347	629
				June 2020	---	---	---	---	8.37	---	---	---	---	---	---	---	---
				September 2020	---	---	---	---	8.41	---	---	---	---	---	---	---	---
INTRACOM HOLDINGS (CR)				(Contract Size: 100 Securities, Physical Delivery)													
0.808	0.785	0.789	-0.38%	December 2019	0.777	0.793	0.777	0.793	0.793	---	---	---	1.08	---	4	22	2,518
				March 2020	---	---	---	---	0.796	---	---	---	1.01	---	---	---	1,081
				June 2020	---	---	---	---	0.800	---	---	---	---	---	---	---	---
				September 2020	---	---	---	---	0.804	---	---	---	---	---	---	---	---
INTRALOT (CR)				(Contract Size: 100 Securities, Physical Delivery)													
0.378	0.364	0.376	0.40%	December 2019	0.375	0.375	0.375	0.375	0.375	---	---	---	0.522	---	1	700	5,111
				March 2020	0.379	0.379	0.369	0.369	0.369	---	---	---	0.380	---	5	721	928
				June 2020	---	---	---	---	0.378	---	---	---	---	---	---	---	---
				September 2020	---	---	---	---	0.380	---	---	---	---	---	---	---	---

Derivatives notes

Fixing prices and final open positions can be retrieved from the following path <http://www.helex.gr/el/web/guest/statistics-end-of-day-derivatives>

Underlying Asset				Derivatives Market													
Price max	Price min	Closing price	change	Delivery Month	Open price	Price max	Price min	Last price	Closing price	Last Bid	Last Ask	Fixing price*	Life high	Life low	Trades	Volume	Open Interest
JUMBO SA (CR)				(Contract Size: 100 Securities, Physical Delivery)													
18.75	18.04	18.75	1.96%	December 2019	18.25	18.75	18.17	18.70	18.70	---	---	---	18.83	---	43	210	859
				March 2020	18.30	18.66	18.21	18.55	18.55	---	---	---	18.66	---	24	97	81
				June 2020	---	---	---	---	18.59	---	---	---	---	---	---	---	---
				September 2020	---	---	---	---	18.68	---	---	---	---	---	---	---	---
LAMDA DEVELOPMENT SA (CR)				(Contract Size: 106 Securities, Physical Delivery)													
7.49	7.14	7.2	-2.70%	December 2019	7.40	7.40	7.17	7.24	7.24	---	---	---	7.40	7.05	8	23	1,314
				March 2020	7.30	7.37	7.10	7.13	7.13	---	---	---	7.39	7.00	49	216	1,647
				June 2020	---	---	---	---	7.48	---	---	---	---	---	---	---	---
				September 2020	---	---	---	---	7.52	---	---	---	---	---	---	---	---
MARFIN INVESTMENT GROUP (CR)				(Contract Size: 100 Securities, Physical Delivery)													
0.0886	0.0862	0.0875	-0.34%	December 2019	0.088	0.089	0.086	0.087	0.087	---	---	---	0.160	---	17	473	60,760
				March 2020	0.090	0.092	0.090	0.090	0.090	---	---	---	0.110	---	15	517	14,303
				June 2020	---	---	---	---	0.089	---	---	---	---	---	---	---	---
				September 2020	---	---	---	---	0.089	---	---	---	---	---	---	---	---
MOTOR OIL (CR)				(Contract Size: 100 Securities, Physical Delivery)													
20.86	20.38	20.5	-1.06%	December 2019	20.57	20.57	20.56	20.56	20.56	---	---	---	22.30	---	6	37	637
				March 2020	20.88	20.88	20.56	20.65	20.65	---	---	---	20.88	---	9	30	53
				June 2020	---	---	---	---	20.94	---	---	---	---	---	---	---	---
				September 2020	---	---	---	---	21.04	---	---	---	---	---	---	---	---
MYTILINEOS (CR)				(Contract Size: 100 Securities, Physical Delivery)													
9.905	9.71	9.815	0.26%	December 2019	9.86	9.89	9.72	9.81	9.81	---	---	---	10.34	---	71	506	10,710
				March 2020	9.94	9.95	9.79	9.92	9.92	---	---	---	9.99	---	72	544	2,780
				June 2020	---	---	---	---	9.89	---	---	---	---	---	---	---	---
				September 2020	---	---	---	---	9.94	---	---	---	---	---	---	---	---
NATIONAL BANK (CR)				(Contract Size: 100 Securities, Physical Delivery)													
2.966	2.906	2.956	0.78%	December 2019	2.95	2.96	2.91	2.95	2.95	---	---	---	3.16	---	136	3,111	35,338
				March 2020	2.99	2.99	2.92	2.98	2.98	---	---	---	3.10	---	76	2,584	4,508
				June 2020	---	---	---	---	2.96	---	---	---	---	---	---	---	---
				September 2020	---	---	---	---	2.98	---	---	---	---	---	---	---	---
OPAP (CR)				(Contract Size: 100 Securities, Physical Delivery)													
11.8	11.45	11.73	2.18%	December 2019	11.49	11.75	11.46	11.69	11.69	---	---	---	11.75	---	75	500	4,383
				March 2020	11.01	11.58	11.01	11.40	11.40	---	---	---	11.58	---	41	207	660
				June 2020	---	---	---	---	11.60	---	---	---	---	---	---	---	---
				September 2020	---	---	---	---	11.66	---	---	---	---	---	---	---	---

Derivatives notes

Fixing prices and final open positions can be retrieved from the following path <http://www.helex.gr/el/web/guest/statistics-end-of-day-derivatives>

Underlying Asset				Derivatives Market													
Price max	Price min	Closing price	change	Delivery Month	Open price	Price max	Price min	Last price	Closing price	Last Bid	Last Ask	Fixing price*	Life high	Life low	Trades	Volume	Open Interest
OTE (CR)				(Contract Size: 100 Securities, Physical Delivery)													
13.45	13.16	13.21	-0.98%	December 2019	13.35	13.35	13.19	13.19	13.19	---	---	---	13.97	---	7	22	2,023
				March 2020	13.35	13.45	13.30	13.34	13.34	---	---	---	13.80	---	13	160	258
				June 2020	---	---	---	---	13.48	---	---	---	---	---	---	---	---
				September 2020	---	---	---	---	13.55	---	---	---	---	---	---	---	---
P.P.A. S.A. (CR)				(Contract Size: 100 Securities, Physical Delivery)													
22	21.65	21.9	-0.46%	December 2019	22.01	22.01	22.01	22.01	22.01	---	---	---	24.17	---	7	109	258
				March 2020	22.22	22.22	21.99	22.19	22.19	---	---	---	22.80	---	8	110	475
				June 2020	---	---	---	---	22.23	---	---	---	---	---	---	---	---
				September 2020	---	---	---	---	22.34	---	---	---	---	---	---	---	---
PIRAEUS BANK (CR)				(Contract Size: 100 Securities, Physical Delivery)													
3.064	2.986	3.024	-0.92%	December 2019	3.03	3.06	2.99	3.02	3.02	---	---	---	3.21	---	139	3,224	22,581
				March 2020	3.10	3.10	3.01	3.03	3.03	---	---	---	3.16	---	65	2,831	5,010
				June 2020	---	---	---	---	3.08	---	---	---	---	---	---	---	---
				September 2020	---	---	---	---	3.10	---	---	---	---	---	---	---	---
PPC (CR)				(Contract Size: 100 Securities, Physical Delivery)													
3.828	3.486	3.81	9.17%	December 2019	3.53	3.82	3.53	3.80	3.80	---	---	---	3.82	---	445	4,754	12,136
				March 2020	3.58	3.83	3.58	3.82	3.82	---	---	---	3.83	---	175	1,446	1,629
				June 2020	---	---	---	---	3.53	---	---	---	---	---	---	---	---
				September 2020	---	---	---	---	3.54	---	---	---	---	---	---	---	---
TERNA ENERGY (CR)				(Contract Size: 100 Securities, Physical Delivery)													
7.46	7.32	7.4	0.00%	December 2019	7.35	7.41	7.35	7.41	7.41	---	---	---	8.17	---	7	36	2,785
				March 2020	7.47	7.47	7.47	7.47	7.47	---	---	---	7.47	---	2	10	2,442
				June 2020	---	---	---	---	7.48	---	---	---	---	---	---	---	---
				September 2020	---	---	---	---	7.52	---	---	---	---	---	---	---	---
TITAN CEMENT (CB)				(Contract Size: 100 Securities, Physical Delivery)													
18.64	18.36	18.6	0.00%	December 2019	18.61	18.61	18.50	18.55	18.55	---	---	---	19.04	---	3	4	59
				March 2020	18.60	18.74	18.55	18.74	18.74	---	---	---	18.77	---	4	5	9
				June 2020	---	---	---	---	18.80	---	---	---	---	---	---	---	---
				September 2020	---	---	---	---	18.89	---	---	---	---	---	---	---	---
VIOHALCO SA/NV (CB)				(Contract Size: 100 Securities, Physical Delivery)													
3.62	3.58	3.615	0.56%	December 2019	3.56	3.62	3.56	3.60	3.60	---	---	---	4.23	---	21	77	6,392
				March 2020	3.64	3.64	3.60	3.63	3.63	---	---	---	3.64	---	7	42	341
				June 2020	---	---	---	---	3.63	---	---	---	---	---	---	---	---
				September 2020	---	---	---	---	3.65	---	---	---	---	---	---	---	---

Derivatives notes

Fixing prices and final open positions can be retrieved from the following path <http://www.helex.gr/el/web/guest/statistics-end-of-day-derivatives>

FTSE/Athex Large Cap

(Trade Unit: 1 Index Point x 2€ - Exercise Style: European, Cash Settlement)

Exercise Price	Call Options														Put Options																	
	December 2019						January 2020						Other Months		December 2019						January 2020						Other Months		Exercise Price			
	Open price	Price max	Price min	Last price	Closing price	Volume	Open Interest	Open price	Price max	Price min	Last price	Closing price	Volume	Open Interest	Volume	Open Interest	Open price	Price max	Price min	Last price	Closing price	Volume	Open Interest	Open price	Price max	Price min	Last price	Closing price		Volume	Open Interest	Volume
1,450	0.00	0.00	0.00	-	774.00	-	-	-	-	-	-	-	-	-	-	0.00	0.00	0.00	-	0.01	-	-	-	-	-	-	-	-		-	-	-
1,475	0.00	0.00	0.00	-	749.00	-	-	-	-	-	-	-	-	-	-	0.00	0.00	0.00	-	0.01	-	-	-	-	-	-	-	-	-	-	-	1,475
1,500	0.00	0.00	0.00	-	724.00	-	-	-	-	-	-	-	-	-	-	0.00	0.00	0.00	-	0.01	-	-	-	-	-	-	-	-	-	-	-	1,500
1,525	0.00	0.00	0.00	-	699.00	-	-	-	-	-	-	-	-	-	-	0.00	0.00	0.00	-	0.01	-	-	-	-	-	-	-	-	-	-	-	1,525
1,550	0.00	0.00	0.00	-	674.00	-	-	-	-	-	-	-	-	-	-	0.00	0.00	0.00	-	0.01	-	-	-	-	-	-	-	-	-	-	-	1,550
1,575	0.00	0.00	0.00	-	649.00	-	-	-	-	-	-	-	-	-	-	0.00	0.00	0.00	-	0.01	-	-	-	-	-	-	-	-	-	-	-	1,575
1,600	0.00	0.00	0.00	-	624.00	-	-	-	-	-	-	-	-	-	-	0.00	0.00	0.00	-	0.01	-	-	-	-	-	-	-	-	-	-	-	1,600
1,625	0.00	0.00	0.00	-	599.00	-	-	-	-	-	-	-	-	-	-	0.00	0.00	0.00	-	0.01	-	-	-	-	-	-	-	-	-	-	-	1,625
1,650	0.00	0.00	0.00	-	574.00	-	-	-	-	-	-	-	-	-	-	0.00	0.00	0.00	-	0.01	-	-	-	-	-	-	-	-	-	-	-	1,650
1,675	0.00	0.00	0.00	-	549.00	-	-	-	-	-	-	-	-	-	-	0.00	0.00	0.00	-	0.01	-	-	-	-	-	-	-	-	-	-	-	1,675
1,700	0.00	0.00	0.00	-	524.00	-	-	-	-	-	-	-	-	-	-	0.00	0.00	0.00	-	0.01	-	-	-	-	-	-	-	-	-	-	-	1,700
1,725	0.00	0.00	0.00	-	500.00	-	-	-	-	-	-	-	-	-	-	0.00	0.00	0.00	-	0.01	-	-	-	-	-	-	-	-	-	-	-	1,725
1,750	0.00	0.00	0.00	-	475.00	-	-	-	-	-	-	-	-	-	-	0.00	0.00	0.00	-	0.01	-	-	-	-	-	-	-	-	-	-	-	1,750
1,775	0.00	0.00	0.00	-	450.00	-	-	-	-	-	-	-	-	-	-	0.00	0.00	0.00	-	0.03	-	-	-	-	-	-	-	-	-	-	-	1,775
1,800	0.00	0.00	0.00	-	425.00	-	-	-	-	-	-	-	-	-	-	0.00	0.00	0.00	-	0.01	-	-	-	-	-	-	-	-	-	-	-	1,800
1,825	0.00	0.00	0.00	-	400.00	-	-	-	-	-	-	-	-	-	-	0.00	0.00	0.00	-	0.02	-	-	-	-	-	-	-	-	-	-	-	1,825
1,850	0.00	0.00	0.00	-	375.00	-	-	-	-	-	-	-	-	-	-	0.00	0.00	0.00	-	0.01	-	-	-	-	-	-	-	-	-	-	-	1,850
1,875	0.00	0.00	0.00	-	350.00	-	-	-	-	-	-	-	-	-	-	0.00	0.00	0.00	-	0.02	-	-	-	-	-	-	-	-	-	-	-	1,875
1,900	0.00	0.00	0.00	-	325.00	-	-	-	-	-	-	-	-	-	-	0.00	0.00	0.00	-	0.04	-	-	-	-	-	-	-	-	-	-	-	1,900
1,925	0.00	0.00	0.00	-	300.00	-	-	0.00	0.00	0.00	-	299.00	-	-	0.00	0.00	0.00	-	0.01	-	-	0.00	0.00	0.00	-	0.17	-	-	-	-	1,925	
1,950	0.00	0.00	0.00	-	275.00	-	-	0.00	0.00	0.00	-	275.00	-	-	0.00	0.00	0.00	-	0.01	-	-	0.00	0.00	0.00	-	0.35	-	-	-	-	1,950	
1,975	0.00	0.00	0.00	-	250.00	-	-	0.00	0.00	0.00	-	250.00	-	-	0.00	0.00	0.00	-	0.02	-	-	0.00	0.00	0.00	-	0.69	-	-	-	-	1,975	
2,000	0.00	0.00	0.00	-	225.00	-	-	0.00	0.00	0.00	-	226.00	-	-	0.00	0.00	0.00	-	0.07	-	-	0.00	0.00	0.00	-	1.30	-	-	-	-	2,000	
2,050	0.00	0.00	0.00	-	175.00	-	-	0.00	0.00	0.00	-	178.00	-	-	0.00	0.00	0.00	-	0.04	-	165	0.00	0.00	0.00	-	3.80	-	-	-	-	2,050	
2,100	0.00	0.00	0.00	-	125.00	-	63	0.00	0.00	0.00	-	134.00	-	-	0.00	0.00	0.00	-	0.53	-	124	0.00	0.00	0.00	-	9.40	-	4	-	-	2,100	
2,150	0.00	0.00	0.00	-	78.50	-	10	0.00	0.00	0.00	-	94.50	-	142	0.00	0.00	0.00	-	3.70	-	521	19.25	19.25	19.25	19.25	19.25	20	208	-	-	2,150	
2,200	28.25	42.00	28.25	42.00	42.00	6	134	59.50	59.50	59.50	59.50	59.50	20	22	10.00	42.00	10.00	10.00	10.00	1	502	38.00	38.00	38.00	38.00	38.00	1	202	-	-	2,200	
2,250	13.00	15.00	13.00	15.00	15.00	15	300	38.00	38.00	38.00	38.00	38.00	20	40	32.00	15.00	32.00	40.00	40.00	26	35	0.00	0.00	0.00	-	63.50	-	60	-	-	2,250	
2,300	0.00	0.00	0.00	-	4.00	-	488	19.00	23.00	17.00	23.00	23.00	5	32	0.00	0.00	0.00	-	79.00	-	21	0.00	0.00	0.00	-	96.50	-	41	-	-	2,300	
2,350	0.00	0.00	0.00	-	0.73	-	3	0.00	0.00	0.00	-	11.00	-	60	0.00	0.00	0.00	-	126.00	-	20	0.00	0.00	0.00	-	136.00	-	30	-	-	2,350	
2,400	0.00	0.00	0.00	-	0.09	-	-	0.00	0.00	0.00	-	5.20	-	-	0.00	0.00	0.00	-	175.00	-	-	0.00	0.00	0.00	-	180.00	-	-	-	-	2,400	
2,450	0.00	0.00	0.00	-	0.01	-	-	0.00	0.00	0.00	-	2.20	-	-	0.00	0.00	0.00	-	225.00	-	-	0.00	0.00	0.00	-	227.00	-	-	-	-	2,450	
2,500	0.00	0.00	0.00	-	0.01	-	-	0.00	0.00	0.00	-	0.87	-	-	0.00	0.00	0.00	-	275.00	-	-	0.00	0.00	0.00	-	276.00	-	-	-	-	2,500	
Totals:						21	998					45	296	0	0					27	1,388					21	545	0	0			
Number of Trades:						7						5		0						4					2			0				

ALPHA BANK (CR)

(Contract Size: 100 Securities, Exercise Style: American, Physical Delivery)

Call Options																	Put Options																			
Exercise Price	December 2019						January 2020						Other Months		December 2019						January 2020						Other Months		Exercise Price							
	Open price	Price max	Price min	Last price	Closing price	Volume	Open Interest	Open price	Price max	Price min	Last price	Closing price	Volume	Open Interest	Volume	Open Interest	Open price	Price max	Price min	Last price	Closing price	Volume	Open Interest	Open price	Price max	Price min	Last price	Closing price		Volume	Open Interest	Volume	Open Interest			
0.600	0.000	0.000	0.000		1.27	-	-										0.000	0.000	0.000		0.001	-	-										0.006			
0.650	0.000	0.000	0.000		1.22	-	-										0.000	0.000	0.000		0.001	-	-										0.007			
0.700	0.000	0.000	0.000		1.17	-	-										0.000	0.000	0.000		0.001	-	-										0.007			
0.750	0.000	0.000	0.000		1.12	-	-										0.000	0.000	0.000		0.001	-	-										0.008			
0.800	0.000	0.000	0.000		1.07	-	-										0.000	0.000	0.000		0.001	-	-										0.008			
0.850	0.000	0.000	0.000		1.02	-	-										0.000	0.000	0.000		0.002	-	-										0.009			
0.900	0.000	0.000	0.000		0.970	-	-										0.000	0.000	0.000		0.003	-	-										0.009			
0.950	0.000	0.000	0.000		0.920	-	-										0.000	0.000	0.000		0.001	-	-										0.010			
1.000	0.000	0.000	0.000		0.870	-	-										0.000	0.000	0.000		0.001	-	-										0.010			
1.100	0.000	0.000	0.000		0.771	-	-										0.000	0.000	0.000		0.001	-	-										0.011			
1.200	0.000	0.000	0.000		0.671	-	-	0.000	0.000	0.000		0.672	-	-			0.000	0.000	0.000		0.001	-	-	0.000	0.000	0.000		0.003	-	-			0.012			
1.300	0.000	0.000	0.000		0.571	-	-	0.000	0.000	0.000		0.573	-	-			0.000	0.000	0.000		0.002	-	-	0.000	0.000	0.000		0.001	-	-			0.013			
1.400	0.000	0.000	0.000		0.471	-	-	0.000	0.000	0.000		0.474	-	-			0.000	0.000	0.000		0.001	-	-	0.000	0.000	0.000		0.001	-	-			0.014			
1.500	0.000	0.000	0.000		0.371	-	-	0.000	0.000	0.000		0.376	-	-			0.000	0.000	0.000		0.002	-	-	0.000	0.000	0.000		0.003	-	-			0.015			
1.600	0.000	0.000	0.000		0.273	-	-	0.000	0.000	0.000		0.284	-	-			0.000	0.000	0.000		0.002	-	-	0.000	0.000	0.000		0.011	-	-			0.016			
1.700	0.000	0.000	0.000		0.182	-	-	0.000	0.000	0.000		0.202	-	-			0.000	0.000	0.000		0.011	-	-	0.000	0.000	0.000		0.029	-	-			0.017			
1.800	0.000	0.000	0.000		0.106	-	35	0.000	0.000	0.000		0.133	-	-			0.000	0.000	0.000		0.036	-	-	0.000	0.000	0.000		0.060	-	-			0.018			
1.900	0.000	0.000	0.000		0.053	-	5	0.000	0.000	0.000		0.083	-	-			0.000	0.000	0.000		0.082	-	-	0.000	0.000	0.000		0.109	-	-			0.019			
2.000	0.000	0.000	0.000		0.022	-	-	0.000	0.000	0.000		0.047	-	-			0.000	0.000	0.000		0.151	-	-	0.000	0.000	0.000		0.173	-	-			0.020			
2.200	0.000	0.000	0.000		0.002	-	-	0.000	0.000	0.000		0.012	-	-			0.000	0.000	0.000		0.332	-	-	0.000	0.000	0.000		0.339	-	-			0.022			
2.400	0.000	0.000	0.000		0.002	-	-	0.000	0.000	0.000		0.002	-	-			0.000	0.000	0.000		0.530	-	-	0.000	0.000	0.000		0.531	-	-			0.024			
2.600	0.000	0.000	0.000		0.001	-	-	0.000	0.000	0.000		0.001	-	-			0.000	0.000	0.000		0.730	-	-	0.000	0.000	0.000		0.730	-	-			0.026			
2.800	0.000	0.000	0.000		0.001	-	-	0.000	0.000	0.000		0.001	-	-			0.000	0.000	0.000		0.930	-	-	0.000	0.000	0.000		0.930	-	-			0.028			
Totals:						0	40						0	0	0	0					0	0											0	10	0	0
Number of Trades:							0						0		0							0.00												0		0

NATIONAL BANK (CR)

(Contract Size: 100 Securities, Exercise Style: American, Physical Delivery)

Call Options																Put Options																			
December 2019								January 2020								Other Months				December 2019								January 2020				Other Months			
Exercise Price	Open price	Price max	Price min	Last price	Closing price	Volume	Open Interest	Open price	Price max	Price min	Last price	Closing price	Volume	Open Interest	Volume	Open Interest	Open price	Price max	Price min	Last price	Closing price	Volume	Open Interest	Open price	Price max	Price min	Last price	Closing price	Volume	Open Interest	Volume	Open Interest	Exercise Price		
0.650	0.000	0.000	0.000		2.28	-	-										0.000	0.000	0.000		0.002	-	-											0.007	
0.700	0.000	0.000	0.000		2.23	-	-										0.000	0.000	0.000		0.001	-	-											0.007	
0.750	0.000	0.000	0.000		2.18	-	-										0.000	0.000	0.000		0.001	-	-											0.008	
0.800	0.000	0.000	0.000		2.13	-	-										0.000	0.000	0.000		0.001	-	-											0.008	
0.850	0.000	0.000	0.000		2.08	-	-										0.000	0.000	0.000		0.001	-	-											0.009	
0.900	0.000	0.000	0.000		2.03	-	-										0.000	0.000	0.000		0.001	-	-											0.009	
0.950	0.000	0.000	0.000		1.98	-	-										0.000	0.000	0.000		0.001	-	-											0.010	
1.000	0.000	0.000	0.000		1.93	-	-										0.000	0.000	0.000		0.001	-	-											0.010	
1.100	0.000	0.000	0.000		1.83	-	-										0.000	0.000	0.000		0.001	-	-											0.011	
1.200	0.000	0.000	0.000		1.73	-	-										0.000	0.000	0.000		0.001	-	-											0.012	
1.300	0.000	0.000	0.000		1.63	-	-										0.000	0.000	0.000		0.002	-	-											0.013	
1.400	0.000	0.000	0.000		1.53	-	-										0.000	0.000	0.000		0.001	-	-											0.014	
1.500	0.000	0.000	0.000		1.43	-	-										0.000	0.000	0.000		0.001	-	-											0.015	
1.600	0.000	0.000	0.000		1.33	-	-										0.000	0.000	0.000		0.001	-	-											0.016	
1.700	0.000	0.000	0.000		1.23	-	-										0.000	0.000	0.000		0.001	-	-											0.017	
1.800	0.000	0.000	0.000		1.13	-	-										0.000	0.000	0.000		0.001	-	-											0.018	
1.900	0.000	0.000	0.000		1.03	-	-	0.000	0.000	0.000		1.03	-	-			0.000	0.000	0.000		0.001	-	-	0.000	0.000	0.000		0.001	-	-				0.019	
2.000	0.000	0.000	0.000		0.931	-	-	0.000	0.000	0.000		0.934	-	-			0.000	0.000	0.000		0.001	-	-	0.000	0.000	0.000		0.001	-	-				0.020	
2.200	0.000	0.000	0.000		0.731	-	-	0.000	0.000	0.000		0.737	-	-			0.000	0.000	0.000		0.002	-	-	0.000	0.000	0.000		0.002	-	-				0.022	
2.400	0.000	0.000	0.000		0.531	-	-	0.000	0.000	0.000		0.547	-	-			0.000	0.000	0.000		0.001	-	-	0.000	0.000	0.000		0.012	-	-				0.024	
2.600	0.390	0.390	0.390	0.390	0.390	5	10	0.000	0.000	0.000		0.375	-	60			0.000	0.000	0.000		0.004	-	550	0.000	0.000	0.000		0.040	-	-				0.026	
2.800	0.000	0.000	0.000		0.165	-	-	0.000	0.000	0.000		0.236	-	-			0.000	0.000	0.000		0.033	-	-	0.000	0.000	0.000		0.100	-	-				0.028	
3.000	0.000	0.000	0.000		0.056	-	-	0.000	0.000	0.000		0.135	-	-			0.000	0.000	0.000		0.124	-	-	0.000	0.000	0.000		0.199	-	-				0.030	
3.200	0.000	0.000	0.000		0.012	-	21	0.000	0.000	0.000		0.070	-	-			0.000	0.000	0.000		0.281	-	-	0.000	0.000	0.000		0.334	-	-				0.032	
3.400	0.000	0.000	0.000		0.002	-	-	0.000	0.000	0.000		0.033	-	-			0.000	0.000	0.000		0.471	-	-	0.000	0.000	0.000		0.498	-	-				0.034	
3.600	0.000	0.000	0.000		0.002	-	-	0.000	0.000	0.000		0.014	-	-			0.000	0.000	0.000		0.670	-	-	0.000	0.000	0.000		0.680	-	-				0.036	
3.800	0.000	0.000	0.000		0.001	-	-	0.000	0.000	0.000		0.006	-	-			0.000	0.000	0.000		0.870	-	-	0.000	0.000	0.000		0.872	-	-				0.038	
4.000	0.000	0.000	0.000		0.001	-	-	0.000	0.000	0.000		0.002	-	-			0.000	0.000	0.000		1.07	-	-	0.000	0.000	0.000		1.07	-	-				0.040	
4.400	0.000	0.000	0.000		0.001	-	-	0.000	0.000	0.000		0.001	-	-			0.000	0.000	0.000		1.47	-	-	0.000	0.000	0.000		1.47	-	-				0.044	
Totals:						5	31							0	60	0	30							5	550							0	0	0	0
Number of Trades:						1							0							0							0							0	

OPAP (CR)

(Contract Size: 100 Securities, Exercise Style: American, Physical Delivery)

Exercise Price	Call Options														Put Options																				
	December 2019						January 2020						Other Months		December 2019						January 2020						Other Months		Exercise Price						
	Open price	Price max	Price min	Last price	Closing price	Volume	Open Interest	Open price	Price max	Price min	Last price	Closing price	Volume	Open Interest	Volume	Open Interest	Open price	Price max	Price min	Last price	Closing price	Volume	Open Interest	Open price	Price max	Price min	Last price	Closing price		Volume	Open Interest	Volume	Open Interest		
5.600	0.000	0.000	0.000	5.88	-	-	-	-	-	-	-	-	-	-	-	0.000	0.000	0.000	0.008	-	-	-	-	-	-	-	-	-		-	-	-	0.056		
6.000	0.000	0.000	0.000	5.48	-	-	-	-	-	-	-	-	-	-	-	0.000	0.000	0.000	0.002	-	-	-	-	-	-	-	-	-	-	-	-	0.060			
6.400	0.000	0.000	0.000	5.08	-	-	-	-	-	-	-	-	-	-	-	0.000	0.000	0.000	0.001	-	-	-	-	-	-	-	-	-	-	-	-	0.064			
6.800	0.000	0.000	0.000	4.68	-	-	-	-	-	-	-	-	-	-	-	0.000	0.000	0.000	0.001	-	-	-	-	-	-	-	-	-	-	-	-	0.068			
7.200	0.000	0.000	0.000	4.28	-	-	-	-	-	-	-	-	-	-	-	0.000	0.000	0.000	0.001	-	-	-	-	-	-	-	-	-	-	-	-	0.072			
7.600	0.000	0.000	0.000	3.88	-	-	0.000	0.000	0.000	3.90	-	-	-	-	-	0.000	0.000	0.000	0.001	-	-	0.000	0.000	0.000	0.001	-	-	-	-	-	0.076				
8.000	0.000	0.000	0.000	3.48	-	-	0.000	0.000	0.000	3.50	-	-	-	-	-	0.000	0.000	0.000	0.001	-	-	0.000	0.000	0.000	0.001	-	-	-	-	-	0.080				
8.400	0.000	0.000	0.000	3.08	-	-	0.000	0.000	0.000	3.10	-	-	-	-	-	0.000	0.000	0.000	0.001	-	-	0.000	0.000	0.000	0.001	-	-	-	-	-	0.084				
8.800	0.000	0.000	0.000	2.68	-	-	0.000	0.000	0.000	2.70	-	-	-	-	-	0.000	0.000	0.000	0.001	-	-	0.000	0.000	0.000	0.003	-	-	-	-	-	0.088				
9.200	0.000	0.000	0.000	2.28	-	-	0.000	0.000	0.000	2.30	-	-	-	-	-	0.000	0.000	0.000	0.001	-	15	0.000	0.000	0.000	0.001	-	-	-	-	-	0.092				
9.600	0.000	0.000	0.000	1.89	-	5	0.000	0.000	0.000	1.90	-	-	-	-	-	0.000	0.000	0.000	0.001	-	3	0.000	0.000	0.000	0.002	-	-	-	-	-	0.096				
10.000	0.000	0.000	0.000	1.49	-	1	0.000	0.000	0.000	1.51	-	-	-	-	-	0.000	0.000	0.000	0.005	-	-	0.000	0.000	0.000	0.008	-	-	-	-	-	0.100				
11.000	0.000	0.000	0.000	0.607	-	-	0.000	0.000	0.000	0.637	-	20	-	-	-	0.000	0.000	0.000	0.122	-	-	0.000	0.000	0.000	0.135	-	-	-	-	-	0.110				
12.000	0.000	0.000	0.000	0.125	-	-	0.134	0.134	0.134	0.134	0.134	1	11	-	-	0.000	0.000	0.000	0.640	-	-	0.455	0.455	0.455	0.455	0.455	200	200	-	-	0.120				
13.000	0.000	0.000	0.000	0.011	-	-	0.000	0.000	0.000	0.016	-	-	-	-	-	0.000	0.000	0.000	1.53	-	-	0.000	0.000	0.000	1.52	-	-	-	-	-	0.130				
14.000	0.000	0.000	0.000	0.001	-	-	0.000	0.000	0.000	0.001	-	-	-	-	-	0.000	0.000	0.000	2.52	-	-	0.000	0.000	0.000	2.52	-	-	-	-	-	0.140				
15.000	0.000	0.000	0.000	0.001	-	-	0.000	0.000	0.000	0.001	-	-	-	-	-	0.000	0.000	0.000	3.52	-	-	0.000	0.000	0.000	3.52	-	-	-	-	-	0.150				
16.000	0.000	0.000	0.000	0.001	-	-	0.000	0.000	0.000	0.001	-	-	-	-	-	0.000	0.000	0.000	4.52	-	-	0.000	0.000	0.000	4.52	-	-	-	-	-	0.160				
Totals:						0	6							1	31	0	0							0	18							200	403	0	0
Number of Trades:						0							1	0							0.00							1	0						

OTE (CR)

(Contract Size: 100 Securities, Exercise Style: American, Physical Delivery)

Exercise Price	Call Options														Put Options																		
	December 2019						January 2020						Other Months		December 2019						January 2020						Other Months		Exercise Price				
	Open price	Price max	Price min	Last price	Closing price	Volume	Open Interest	Open price	Price max	Price min	Last price	Closing price	Volume	Open Interest	Volume	Open Interest	Open price	Price max	Price min	Last price	Closing price	Volume	Open Interest	Open price	Price max	Price min	Last price	Closing price		Volume	Open Interest	Volume	Open Interest
7.600	0.000	0.000	0.000	5.74	-	-										0.000	0.000	0.000	0.004	-	-												
8.000	0.000	0.000	0.000	5.34	-	-										0.000	0.000	0.000	0.001	-	-												0.080
8.400	0.000	0.000	0.000	4.94	-	-										0.000	0.000	0.000	0.001	-	-												0.084
8.800	0.000	0.000	0.000	4.54	-	-										0.000	0.000	0.000	0.001	-	-												0.088
9.200	0.000	0.000	0.000	4.14	-	-	0.000	0.000	0.000		4.16	-	-			0.000	0.000	0.000	0.001	-	-	0.000	0.000	0.000		0.001	-	-				0.092	
9.600	0.000	0.000	0.000	3.74	-	-	0.000	0.000	0.000		3.76	-	-			0.000	0.000	0.000	0.001	-	-	0.000	0.000	0.000		0.001	-	-				0.096	
10.000	0.000	0.000	0.000	3.34	-	-	0.000	0.000	0.000		3.36	-	-			0.000	0.000	0.000	0.001	-	-	0.000	0.000	0.000		0.001	-	-				0.100	
11.000	0.000	0.000	0.000	2.35	-	-	0.000	0.000	0.000		2.36	-	-			0.000	0.000	0.000	0.001	-	-	0.000	0.000	0.000		0.003	-	-				0.110	
12.000	0.000	0.000	0.000	1.35	-	-	0.000	0.000	0.000		1.38	-	-			0.000	0.000	0.000	0.001	-	-	0.000	0.000	0.000		0.011	-	-				0.120	
13.000	0.000	0.000	0.000	0.431	-	-	0.000	0.000	0.000		0.533	-	-			0.000	0.000	0.000	0.085	-	71	0.000	0.000	0.000		0.167	-	-				0.130	
14.000	0.000	0.000	0.000	0.033	-	82	0.000	0.000	0.000		0.103	-	31			0.000	0.000	0.000	0.688	-	-	0.000	0.000	0.000		0.740	-	-				0.140	
15.000	0.000	0.000	0.000	0.001	-	40	0.000	0.000	0.000		0.008	-	-			0.000	0.000	0.000	1.66	-	-	0.000	0.000	0.000		1.66	-	-				0.150	
16.000	0.000	0.000	0.000	0.001	-	-	0.000	0.000	0.000		0.001	-	-			0.000	0.000	0.000	2.66	-	-	0.000	0.000	0.000		2.66	-	-				0.160	
17.000	0.000	0.000	0.000	0.001	-	-	0.000	0.000	0.000		0.001	-	-			0.000	0.000	0.000	3.66	-	-	0.000	0.000	0.000		3.66	-	-				0.170	
18.000	0.000	0.000	0.000	0.001	-	-	0.000	0.000	0.000		0.001	-	-			0.000	0.000	0.000	4.66	-	-	0.000	0.000	0.000		4.66	-	-				0.180	
19.000	0.000	0.000	0.000	0.001	-	-	0.000	0.000	0.000		0.001	-	-			0.000	0.000	0.000	5.66	-	-	0.000	0.000	0.000		5.66	-	-				0.190	
Totals:					0	122						0	31	0	0					0	71					0	21	0	0				
Number of Trades:						0							0		0					0.00							0			0			

PIRAEUS BANK (CR)

(Contract Size: 100 Securities, Exercise Style: American, Physical Delivery)

Call Options																Put Options																
Exercise Price	December 2019						January 2020						Other Months		December 2019						January 2020						Other Months		Exercise Price			
	Open price	Price max	Price min	Last price	Closing price	Volume	Open Interest	Open price	Price max	Price min	Last price	Closing price	Volume	Open Interest	Volume	Open Interest	Open price	Price max	Price min	Last price	Closing price	Volume	Open Interest	Open price	Price max	Price min	Last price	Closing price		Volume	Open Interest	Volume
0.300	0.000	0.000	0.000		2.75	-	-										0.000	0.000	0.000		0.001	-	-									0.003
0.350	0.000	0.000	0.000		2.70	-	-										0.000	0.000	0.000		0.001	-	-									0.004
0.400	0.000	0.000	0.000		2.65	-	-										0.000	0.000	0.000		0.001	-	-									0.004
0.450	0.000	0.000	0.000		2.60	-	-										0.000	0.000	0.000		0.001	-	-									0.005
0.500	0.000	0.000	0.000		2.55	-	-										0.000	0.000	0.000		0.001	-	-									0.005
0.550	0.000	0.000	0.000		2.50	-	-										0.000	0.000	0.000		0.001	-	-									0.006
0.600	0.000	0.000	0.000		2.45	-	-										0.000	0.000	0.000		0.002	-	-									0.006
0.650	0.000	0.000	0.000		2.40	-	-										0.000	0.000	0.000		0.001	-	-									0.007
0.700	0.000	0.000	0.000		2.35	-	-										0.000	0.000	0.000		0.001	-	-									0.007
0.750	0.000	0.000	0.000		2.30	-	-										0.000	0.000	0.000		0.001	-	-									0.008
0.800	0.000	0.000	0.000		2.25	-	-										0.000	0.000	0.000		0.001	-	-									0.008
0.850	0.000	0.000	0.000		2.20	-	-										0.000	0.000	0.000		0.001	-	-									0.009
0.900	0.000	0.000	0.000		2.15	-	-										0.000	0.000	0.000		0.001	-	-									0.009
0.950	0.000	0.000	0.000		2.10	-	-										0.000	0.000	0.000		0.001	-	-									0.010
1.000	0.000	0.000	0.000		2.05	-	-										0.000	0.000	0.000		0.001	-	-									0.010
1.100	0.000	0.000	0.000		1.95	-	-										0.000	0.000	0.000		0.001	-	-									0.011
1.200	0.000	0.000	0.000		1.85	-	-										0.000	0.000	0.000		0.001	-	-									0.012
1.300	0.000	0.000	0.000		1.75	-	-										0.000	0.000	0.000		0.001	-	-									0.013
1.400	0.000	0.000	0.000		1.65	-	-										0.000	0.000	0.000		0.002	-	-									0.014
1.500	0.000	0.000	0.000		1.55	-	-										0.000	0.000	0.000		0.001	-	-									0.015
1.600	0.000	0.000	0.000		1.45	-	-										0.000	0.000	0.000		0.001	-	-									0.016
1.700	0.000	0.000	0.000		1.35	-	-										0.000	0.000	0.000		0.001	-	-									0.017
1.800	0.000	0.000	0.000		1.25	-	-										0.000	0.000	0.000		0.001	-	-									0.018
1.900	0.000	0.000	0.000		1.15	-	-	0.000	0.000	0.000		1.15	-	-			0.000	0.000	0.000		0.001	-	-	0.000	0.000	0.000		0.003	-	-		0.019
2.000	0.000	0.000	0.000		1.05	-	-	0.000	0.000	0.000		1.05	-	-			0.000	0.000	0.000		0.001	-	-	0.000	0.000	0.000		0.001	-	-		0.020
2.200	0.000	0.000	0.000		0.851	-	-	0.000	0.000	0.000		0.855	-	-			0.000	0.000	0.000		0.004	-	-	0.000	0.000	0.000		0.001	-	-		0.022
2.400	0.000	0.000	0.000		0.651	-	-	0.000	0.000	0.000		0.660	-	-			0.000	0.000	0.000		0.001	-	-	0.000	0.000	0.000		0.005	-	-		0.024
2.600	0.000	0.000	0.000		0.452	-	-	0.000	0.000	0.000		0.476	-	-			0.000	0.000	0.000		0.001	-	-	0.000	0.000	0.000		0.020	-	-		0.026
2.800	0.000	0.000	0.000		0.264	-	-	0.000	0.000	0.000		0.315	-	70			0.000	0.000	0.000		0.013	-	-	0.000	0.000	0.000		0.060	-	-		0.028
3.000	0.000	0.000	0.000		0.117	-	1	0.000	0.000	0.000		0.191	-	2			0.000	0.000	0.000		0.066	-	-	0.000	0.000	0.000		0.135	-	-		0.030
3.200	0.000	0.000	0.000		0.036	-	3	0.000	0.000	0.000		0.104	-	-			0.000	0.000	0.000		0.185	-	-	0.000	0.000	0.000		0.248	-	-		0.032
3.400	0.000	0.000	0.000		0.007	-	-	0.000	0.000	0.000		0.051	-	-			0.000	0.000	0.000		0.356	-	-	0.000	0.000	0.000		0.395	-	-		0.034
3.600	0.000	0.000	0.000		0.001	-	-	0.000	0.000	0.000		0.023	-	-			0.000	0.000	0.000		0.550	-	-	0.000	0.000	0.000		0.568	-	-		0.036
3.800	0.000	0.000	0.000		0.001	-	-	0.000	0.000	0.000		0.009	-	-			0.000	0.000	0.000		0.750	-	-	0.000	0.000	0.000		0.755	-	-		0.038
4.000	0.000	0.000	0.000		0.001	-	-	0.000	0.000	0.000		0.004	-	-			0.000	0.000	0.000		0.950	-	-	0.000	0.000	0.000		0.951	-	-		0.040
4.400	0.000	0.000	0.000		0.001	-	-	0.000	0.000	0.000		0.001	-	-			0.000	0.000	0.000		1.35	-	-	0.000	0.000	0.000		1.35	-	-		0.044

PIRAEUS BANK (CR)

(Contract Size: 100 Securities, Exercise Style: American, Physical Delivery)

	Call Options														Put Options																					
	December 2019						January 2020						Other Months		December 2019						January 2020						Other Months									
Exercise Price	Open price	Price max	Price min	Last price	Closing price	Volume	Open Interest	Open price	Price max	Price min	Last price	Closing price	Volume	Open Interest	Volume	Open Interest	Open price	Price max	Price min	Last price	Closing price	Volume	Open Interest	Open price	Price max	Price min	Last price	Closing price	Volume	Open Interest	Volume	Open Interest	Exercise Price			
Totals:						0	4							0	72	0	0							0	0							0	50	0	0	
Number of Trades:							0							0			0							0.00							0			0		

PPC (CR)

(Contract Size: 100 Securities, Exercise Style: American, Physical Delivery)

Exercise Price	Call Options														Put Options														Exercise Price				
	December 2019						January 2020						Other Months		December 2019						January 2020						Other Months						
	Open price	Price max	Price min	Last price	Closing price	Volume	Open Interest	Open price	Price max	Price min	Last price	Closing price	Volume	Open Interest	Volume	Open Interest	Open price	Price max	Price min	Last price	Closing price	Volume	Open Interest	Open price	Price max	Price min	Last price	Closing price		Volume	Open Interest	Volume	Open Interest
0.900	0.000	0.000	0.000	2.59	-	-	-	-	-	-	-	-	-	-	-	-	0.000	0.000	0.000	0.001	-	-	-	-	-	-	-	-	-	-	-	-	0.009
0.950	0.000	0.000	0.000	2.54	-	-	-	-	-	-	-	-	-	-	-	-	0.000	0.000	0.000	0.001	-	-	-	-	-	-	-	-	-	-	-	-	0.010
1.000	0.000	0.000	0.000	2.49	-	-	-	-	-	-	-	-	-	-	-	-	0.000	0.000	0.000	0.001	-	-	-	-	-	-	-	-	-	-	-	-	0.010
1.100	0.000	0.000	0.000	2.39	-	-	-	-	-	-	-	-	-	-	-	-	0.000	0.000	0.000	0.001	-	-	-	-	-	-	-	-	-	-	-	-	0.011
1.200	0.000	0.000	0.000	2.29	-	-	-	-	-	-	-	-	-	-	-	-	0.000	0.000	0.000	0.001	-	-	-	-	-	-	-	-	-	-	-	-	0.012
1.300	0.000	0.000	0.000	2.19	-	-	-	-	-	-	-	-	-	-	-	-	0.000	0.000	0.000	0.001	-	-	-	-	-	-	-	-	-	-	-	-	0.013
1.400	0.000	0.000	0.000	2.09	-	-	-	-	-	-	-	-	-	-	-	-	0.000	0.000	0.000	0.001	-	-	-	-	-	-	-	-	-	-	-	-	0.014
1.500	0.000	0.000	0.000	1.99	-	-	-	-	-	-	-	-	-	-	-	-	0.000	0.000	0.000	0.001	-	-	-	-	-	-	-	-	-	-	-	-	0.015
1.600	0.000	0.000	0.000	1.89	-	-	-	-	-	-	-	-	-	-	-	-	0.000	0.000	0.000	0.001	-	-	-	-	-	-	-	-	-	-	-	-	0.016
1.700	0.000	0.000	0.000	1.79	-	-	-	-	-	-	-	-	-	-	-	-	0.000	0.000	0.000	0.001	-	-	-	-	-	-	-	-	-	-	-	-	0.017
1.800	0.000	0.000	0.000	1.69	-	-	-	-	-	-	-	-	-	-	-	-	0.000	0.000	0.000	0.001	-	-	-	-	-	-	-	-	-	-	-	-	0.018
1.900	0.000	0.000	0.000	1.59	-	-	-	-	-	-	-	-	-	-	-	-	0.000	0.000	0.000	0.001	-	-	-	-	-	-	-	-	-	-	-	-	0.019
2.000	0.000	0.000	0.000	1.49	-	-	0.000	0.000	0.000	1.49	-	-	-	-	-	-	0.000	0.000	0.000	0.001	-	-	0.000	0.000	0.000	0.001	-	-	-	-	-	0.020	
2.200	0.000	0.000	0.000	1.29	-	-	0.000	0.000	0.000	1.29	-	-	-	-	-	-	0.000	0.000	0.000	0.001	-	-	0.000	0.000	0.000	0.001	-	-	-	-	-	0.022	
2.400	0.000	0.000	0.000	1.09	-	-	0.000	0.000	0.000	1.10	-	-	-	-	-	-	0.000	0.000	0.000	0.001	-	-	0.000	0.000	0.000	0.002	-	-	-	-	-	0.024	
2.600	0.000	0.000	0.000	0.891	-	-	0.000	0.000	0.000	0.898	-	-	-	-	-	-	0.000	0.000	0.000	0.001	-	-	0.000	0.000	0.000	0.003	-	-	-	-	-	0.026	
2.800	0.000	0.000	0.000	0.691	-	-	0.000	0.000	0.000	0.707	-	-	-	-	-	-	0.000	0.000	0.000	0.001	-	11	0.000	0.000	0.000	0.011	-	-	-	-	-	0.028	
3.000	0.590	0.590	0.590	0.590	0.590	10	21	0.000	0.000	0.000	0.529	-	-	-	-	-	0.000	0.000	0.000	0.001	-	31	0.000	0.000	0.000	0.033	-	-	-	-	-	0.030	
3.200	0.385	0.570	0.385	0.570	0.570	20	26	0.000	0.000	0.000	0.374	-	-	-	-	-	0.000	0.000	0.000	0.010	-	-	0.000	0.000	0.000	0.077	-	-	-	-	-	0.032	
3.400	0.000	0.000	0.000	0.146	-	30	0.000	0.000	0.000	0.249	-	5	-	-	-	-	0.000	0.000	0.000	0.054	-	-	0.000	0.000	0.000	0.152	-	-	-	-	-	0.034	
3.600	0.000	0.000	0.000	0.051	-	5	0.000	0.000	0.000	0.155	-	-	-	-	-	-	0.000	0.000	0.000	0.160	-	-	0.000	0.000	0.000	0.258	-	-	-	-	-	0.036	
3.800	0.000	0.000	0.000	0.012	-	-	0.000	0.000	0.000	0.090	-	-	-	-	-	-	0.000	0.000	0.000	0.321	-	-	0.000	0.000	0.000	0.393	-	-	-	-	-	0.038	
4.000	0.000	0.000	0.000	0.002	-	-	0.000	0.000	0.000	0.050	-	-	-	-	-	-	0.000	0.000	0.000	0.511	-	-	0.000	0.000	0.000	0.553	-	-	-	-	-	0.040	
4.400	0.000	0.000	0.000	0.001	-	-	0.000	0.000	0.000	0.013	-	-	-	-	-	-	0.000	0.000	0.000	0.910	-	-	0.000	0.000	0.000	0.918	-	-	-	-	-	0.044	
4.800	0.000	0.000	0.000	0.001	-	-	0.000	0.000	0.000	0.003	-	-	-	-	-	-	0.000	0.000	0.000	1.31	-	-	0.000	0.000	0.000	1.31	-	-	-	-	-	0.048	
Totals:						30	82					0	5	0	10							30	42				0	20	0	0			
Number of Trades:							3						0		0								0.00								0		0

Sectors codification for listed companies

12003 -	ETF	10101010	Computer Services
10101015	Software	10102030	Computer Hardware
15101010	Telecommunications Equipment	15102015	Telecommunications Services
20101010	Health Care Facilities	20101025	Health Care Services
20102010	Medical Equipment	20103015	Pharmaceuticals
30101010	Banks	30202000	Diversified Financial Services
30202010	Asset Managers & Custodians	30202015	Investment Services
30302010	Full Line Insurance	30302015	Insurance Brokers
35101010	Real Estate Holding and Development	35101015	Real Estate Services
35102000	Diversified REITs	35102030	Office REITs
40201040	Rental & Leasing Services: Consumer	40202010	Home Construction
40202015	Household Furnishings	40202020	Household Appliance
40203040	Electronic Entertainment	40203045	Toys
40204020	Clothing & Accessories	40301010	Entertainment
40301030	Publishing	40301035	Radio & TV Broadcasters
40401010	Diversified Retailers	40401020	Apparel Retailers
40401025	Home Improvement Retailers	40401030	Specialty Retailers
40501010	Airlines	40501015	Travel & Tourism
40501020	Casinos & Gambling	40501025	Hotels & Motels
45101015	Distillers & Vintners	45101020	Soft Drinks
45102010	Farming Fishing Ranching & Plantations	45102020	Food Products
45103010	Tobacco	45201010	Food Retailers & Wholesalers
45201020	Personal Products	50101010	Construction
50101030	Cement	50101035	Building Materials: Other
50202010	Electrical Components	50203000	Diversified Industrials
50203015	Plastics	50203030	Containers & Packaging
50204000	Machinery: Industrial	50204020	Machinery: Construction & Handling
50205010	Industrial Suppliers	50205020	Back Office Support HR & Consulting
50205030	Forms & Bulk Printing Services	50206015	Commercial Vehicles & Parts
50206030	Marine Transportation	50206060	Transportation Services
55101000	Diversified Materials	55101020	Textile Products
55102000	General Mining	55102010	Iron & Steel
55102015	Metal Fabricating	55102035	Aluminum
60101000	Integrated Oil & Gas	60101020	Oil Refining and Marketing
65101010	Alternative Electricity	65101015	Conventional Electricity
65102030	Water		



ATHEX
Athens Stock Exchange

Λεωφ. Αθηνών 110 104 42 Αθήνα
110, Athinon Ave. GR 104 42 Athens
tel. (+30)210-33.66.800, fax (+30)210-33.66.101
www.athexgroup.gr