


19

**Ημερήσιο Δελτίο
Συναλλακτικής Δραστηριότητας**

Daily Official List
of Trading Activity

Monday, 9 December, 2019
Year: 140 Trading Day No: 234



ATHEXGROUP
Athens Exchange Group

Disclaimer:

Hellenic Exchanges-Athens Stock Exchange S.A endeavours to ensure that the data and other material ("Information") presented on the Daily Official List are accurate and complete, but it is not liable for any errors or omissions of data or /and for the accuracy, credibility, updating and completeness of the aforesaid information nor it has any liability arising directly or indirectly from the use of the above Information.

The Company is not liable for the accuracy of the data included in listed companies' announcements. Only the sender of such an announcement is fully and solely liable for any infringement of third party's rights from the content of such announcement, All contents of the Daily Official List are provided only for information purposes and do not constitute investment advice or solicitation to invest in securities or other products listed for trading on the Exchange.

You acknowledge and agree that the Company is the owner of any property rights related to any Information appearing on the Daily Official List including intellectual property rights copyright, trademarks, etc.

The above data are a property of the Hellenic Exchanges-Athens Exchange and are copyright protected. Users are forbidden to reproduce, modify, copy, sale, transmit or redistribute, by all reproduction means and methods, part or the whole of the above data, without reference to their source.

The commercial exploitation of these data is, also, forbidden by third parties. Hellenic Exchanges-Athens Exchange does not carry any responsibility, direct or indirect, derived from usage or accidental alteration of the above data when used by third parties.

Hellenic Exchanges – Athens Stock Exchange S.A.

110 Athinon Ave.,10442 Athens, Tel: (210) 33.66.800, Fax: (210) 32.13.938

www.athexgroup.gr

Thessalonica Stock Exchange Center (T.S.E.C)

16-18 Katouni Str., Thessalonica 546 25 Tel: (2310) 567.667, Fax: (2310) 530.545

Athex Members Guarantee Fund

14-16 Fidiou Str., Athens 106 78, Tel: (210) 33.04.682, Fax: (210) 33.04.155

Hellenic Republic Capital Market Commission

1 Kolokotroni Str. & 1 Stadiou Str., Athens 10562 Tel: (210) 33.77.100 Fax: (210) 33.77.173

Table of Contents

Section 1: Statistical Figures of Securities, Derivatives and Lending

Summary of Markets

Athex Indices

Analytic Figures for Athex Market's Boards and Categories

Trading Details by Athex Sectors and Financial Instruments (ETFs)

Top 10 best & worst performing Shares

Derivatives Summary

Section 2: Analytic Figures of Shares Transactions

Analytic Figures of Shares Transactions

Shares' Notes

Section 3: Figures of Securities Transactions

Securities Blocks Details

Shares Rights Details

Stock Borrowing

Securities Forced Sales

Forced Sales Registered Shares

Exchange Traded Funds (ETFs) Characteristics

Section 5: Bonds traded in Fixed Income Assets Market

Convertible Corporate Bonds - Regulated Market

Non Convertible Corporate Bonds - Regulated Market

Government Bonds

Treasury Bills & Zero Coupon Government Bonds

Government Bonds Traded with the Open Outcry Method

State Banks Bonds

Section 6: Additional Infos

Athex & ATHEXClear Members List

List of Stocks under Market Making operations

Section 7: Derivatives Market Analytic Figures

Index Futures

Stock Futures

Index Options

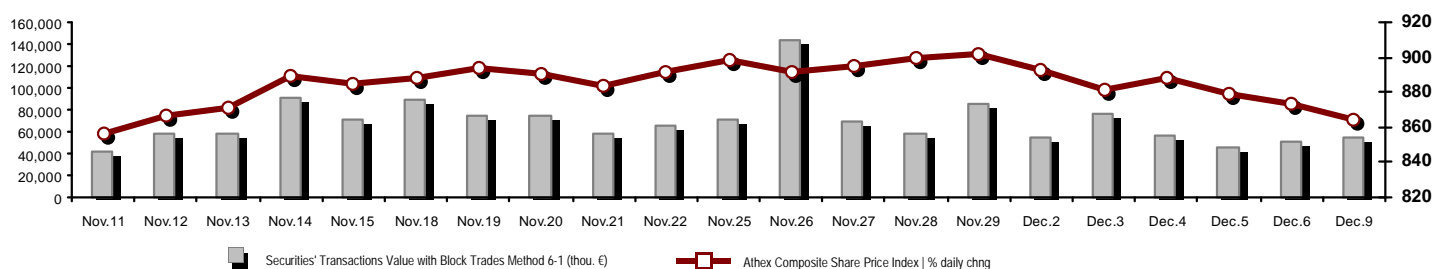
Stock Options

Stock Lending Analytic Figures

Appendix A: Sectors codification for listed companies

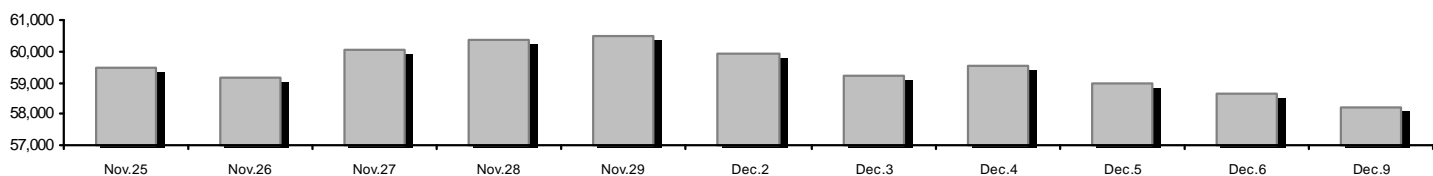
Summary of Markets

Athex Composite Share Price Index vs Shares and Derivatives Transactions Value

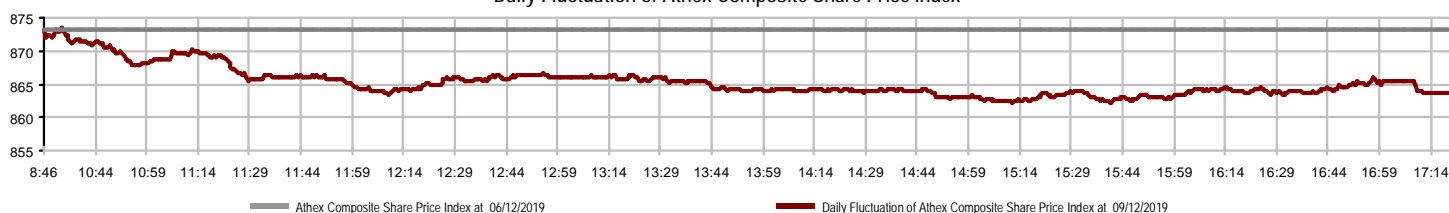


Athex Capitalisation (mill. €) **: 58,225.61	Derivatives Total Open Interest: 383,936
Daily change: mill. € %: -452.16 -0.77%	in Index Futures % daily chng: 10,542 -0.94%
Yearly Avg Capitalisation: mill. € % chng prev year Avg: 54,372.42 4.30%	in Stock Futures % daily chng: 368,832 0.57%
Athex Composite Share Price Index % daily chng: 863.77 -1.08%	in Index Options % daily chng: 3,108 1.37%
Athex Composite Share Price Index Capitalisation (mill. €): 53,212.14	in Stock Options % daily chng: 1,454 0.00%
Daily change (mill. €): -433.49	
Securities' Transactions Value with Block Trades Method 6-1 (thou. €): 54,673.90	Derivatives Contracts Volume: 32,584
Daily change: %: 3,710.19 7.28%	Daily change: pieces %: 4,349 15.40%
YtD Avg Trans. Value: thou. € % chng prev year Avg: 65,803.68 19.82%	YtD Avg Derivatives Contracts % chng prev year Avg: 40,556 -27.59%
Blocks Transactions Value of Method 6-1 (thou. €): 5,936.00	Derivatives Trades Number: 2,531
Blocks Transactions Value of Method 6-2 & 6-3 (thou. €): 2,527.12	Daily change: number %: 565 28.74%
Bonds Transactions Value (thou.€): 570.71	YtD Avg Trades number % chng prev year Avg: 2,837 4.62%
Securities' Transactions Volume with Block Trades Method 6-1 (thou. Pieces): 20,256.67	Lending Total Open Interest: 364,118
Daily change: thou. pieces %: 954.88 4.95%	Daily change: pieces %: 197,848 118.99%
YtD Avg Volume: % chng prev year Avg: 32,410.31 -12.76%	Lending Volume (Multilateral/Bilateral): 53,524
Blocks Transactions Volume of Method 6-1 (thou. Pieces): 639.52	Daily change: pieces %: -214,079
Blocks Transactions Volume of Method 6-2 & 6-3 (thou. Pieces): 1,261.99	Multilateral Lending: 53,524
Bonds Transactions Volume: 561,000	Bilateral Lending: 0
Securities' Trades Number with Block Trades Method 6-1: 24,431	Lending Trades Number: 9
Daily change: number %: 1,591 6.97%	Daily change: %: -18
YtD Avg Trades number % chng prev year Avg: 27,318 34.37%	Multilateral Lending Trades Number: 9
Number of Blocks Method 6-1: 6	Bilateral Lending Trades Number: 0
Number of Blocks Method 6-2 & 6-3: 5	
Number of Bonds Transactions: 70	

Athex Capitalisation (mill. €) **



Daily Fluctuation of Athex Composite Share Price Index



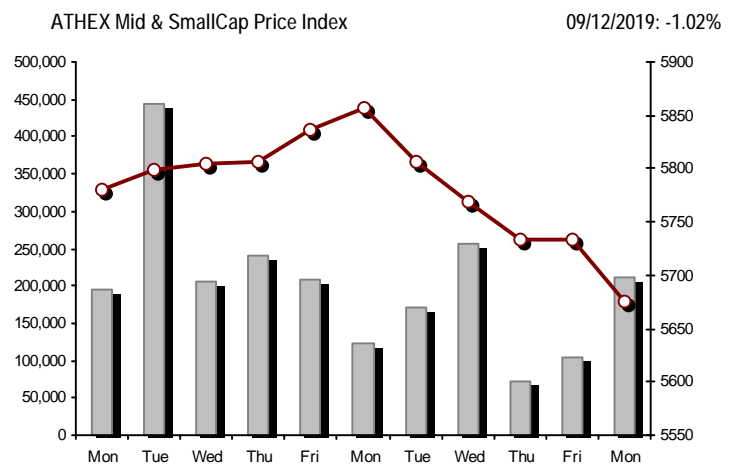
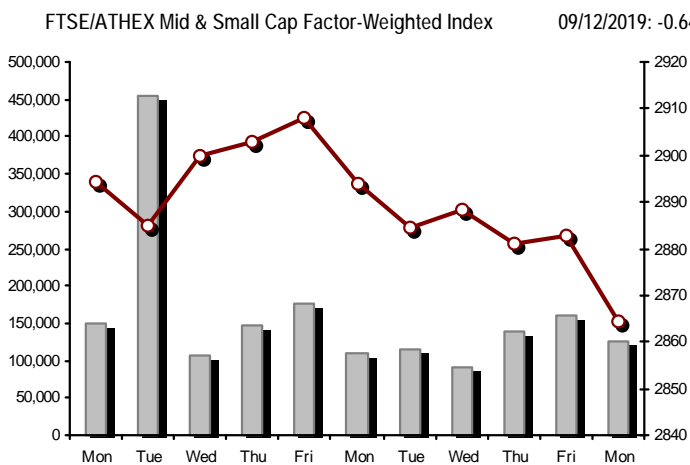
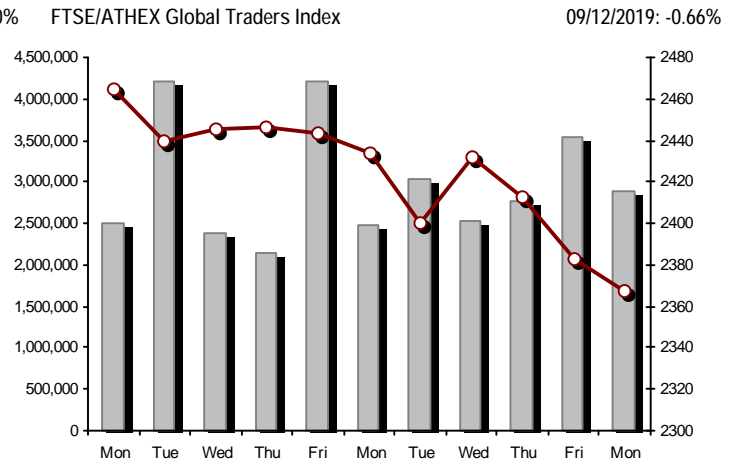
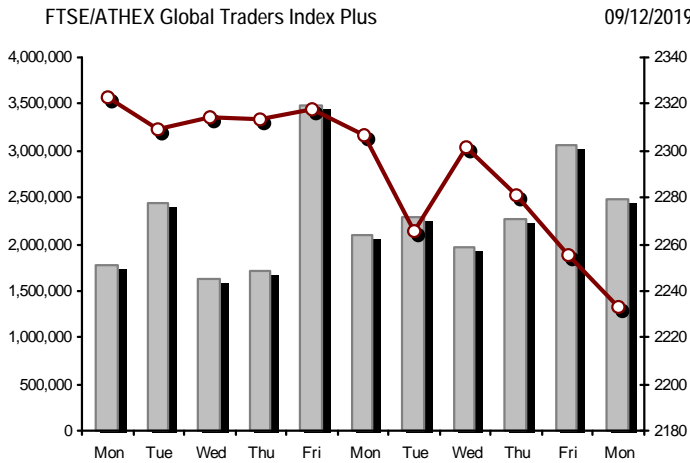
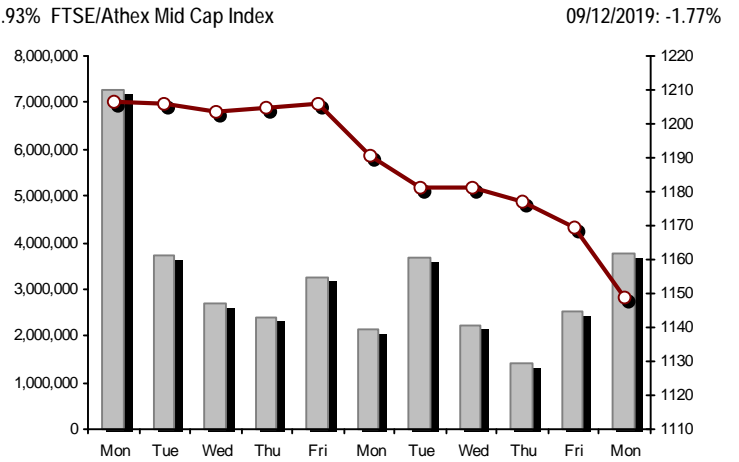
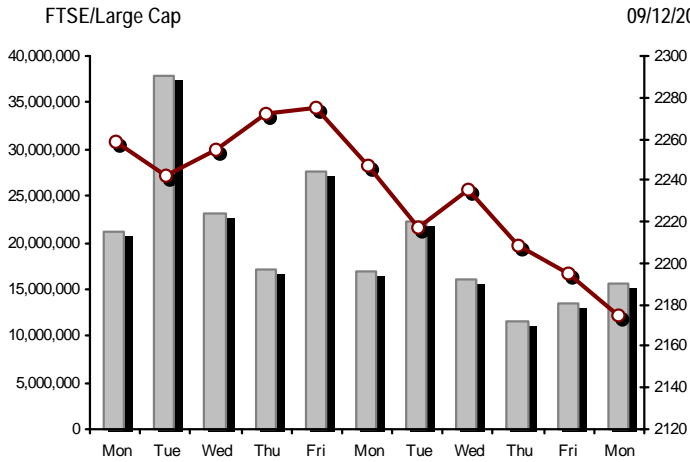
Athex Indices

Index name	09/12/2019	06/12/2019	pts.	%	Min	Max	Year min	Year max	Year change
Athex Composite Share Price Index	863.77 €	873.21	-9.44	-1.08%	862.08	873.37	600.12	902.41	40.84% #
FTSE/Athex Large Cap	2,174.61 €	2,195.10	-20.49	-0.93%	2,170.23	2,195.35	1,580.73	2,275.96	35.20% #
FTSE/Athex Mid Cap Index	1,148.74 €	1,169.41	-20.67	-1.77%	1,142.66	1,169.67	945.49	1,467.88	17.81% #
FTSE/ATHEX-CSE Banking Index	624.11 €	639.17	-15.06	-2.36%	622.49	639.70	275.15	699.47	87.57% #
FTSE/ATHEX Global Traders Index Plus	2,232.88 €	2,255.37	-22.49	-1.00%	2,223.55	2,257.04	1,947.04	2,479.89	11.95% #
FTSE/ATHEX Global Traders Index	2,367.45 €	2,383.15	-15.70	-0.66%	2,358.43	2,387.94	1,866.67	2,517.12	24.77% #
FTSE/ATHEX Mid & Small Cap Factor-Weighted Ind	2,864.51 €	2,882.84	-18.33	-0.64%	2,845.41	2,886.31	2,173.67	2,953.89	29.31% #
ATHEX Mid & SmallCap Price Index	5,674.50 €	5,733.19	-58.69	-1.02%	5,630.16	5,733.19	3,914.71	5,994.42	43.22% #
FTSE/Athex Market Index	538.46 €	543.65	-5.19	-0.95%	537.37	543.68	392.32	563.61	34.89% #
Athex Composite Index Total Return Index	1,408.14 €	1,423.52	-15.38	-1.08%	1,405.38	1,423.79	952.47	1,471.13	44.66% #
FTSE/Athex Large Cap Total Return	3,216.44 €	3,244.39	-27.95	-0.86%			2,321.35	3,362.17	37.45% #
FTSE/ATHEX Large Cap Net Total Return	986.49 €	995.78	-9.29	-0.93%	984.50	995.90	692.89	1,032.46	39.92% #
FTSE/Athex Mid Cap Total Return	1,400.31 €	1,425.50	-25.19	-1.77%			1,180.35	1,784.30	16.36% #
FTSE/ATHEX-CSE Banking Total Return Index	545.52 €	558.68	-13.16	-2.36%			265.40	605.55	74.03% #
Hellenic Mid & Small Cap Index	1,173.28 €	1,184.52	-11.24	-0.95%	1,169.18	1,184.75	884.70	1,269.98	29.41% #
FTSE/Athex Banks	824.60 €	844.49	-19.89	-2.36%	822.47	845.19	363.54	924.17	87.57% #
FTSE/Athex Financial Services	954.31 €	955.83	-1.52	-0.16%	941.43	962.38	744.92	1,191.69	22.31% #
FTSE/Athex Industrial Goods & Services	2,486.00 €	2,529.64	-43.64	-1.73%	2,461.63	2,529.64	1,884.26	2,967.88	30.19% #
FTSE/Athex Retail	69.83 €	73.35	-3.52	-4.80%	69.33	73.60	58.44	82.89	16.56% #
FTSE/ATHEX Real Estate	4,904.50 #	4,863.25	41.25	0.85%	4,859.68	4,942.57	2,928.70	6,158.58	62.40% #
FTSE/Athex Personal & Household Goods	9,382.45 €	9,497.47	-115.02	-1.21%	9,297.78	9,497.47	6,649.54	9,943.56	36.41% #
FTSE/Athex Food & Beverage	11,023.82 #	10,993.78	30.04	0.27%	10,983.82	11,049.04	10,000.70	13,120.06	9.03% #
FTSE/Athex Basic Resources	6,205.48 €	6,482.73	-277.25	-4.28%	6,196.03	6,605.79	3,146.82	11,171.70	89.15% #
FTSE/Athex Construction & Materials	2,846.44 €	2,916.70	-70.26	-2.41%	2,846.43	2,924.97	2,437.75	3,183.37	10.23% #
FTSE/Athex Oil & Gas	4,908.27 €	4,918.17	-9.90	-0.20%	4,879.08	4,968.47	4,612.01	5,758.60	0.99% #
FTSE/Athex Chemicals	8,711.03 €	8,821.33	-110.30	-1.25%	8,665.65	8,821.33	7,722.79	11,217.47	6.55% #
FTSE/Athex Travel & Leisure	1,841.45 €	1,854.28	-12.83	-0.69%	1,832.99	1,854.28	1,309.57	1,879.14	39.18% #
FTSE/Athex Technology	842.78 €	858.20	-15.42	-1.80%	836.53	858.56	692.80	1,087.14	18.83% #
FTSE/Athex Telecommunications	3,663.67 #	3,655.41	8.26	0.23%	3,622.38	3,685.69	2,614.94	3,845.34	39.81% #
FTSE/Athex Utilities	2,836.93 €	2,842.73	-5.80	-0.20%	2,796.66	2,850.77	1,729.19	2,927.68	61.28% #
FTSE/Athex Health Care	487.64 €	490.39	-2.75	-0.56%	484.89	490.39	460.82	512.40	-3.67% €
Athex All Share Index	205.04 €	206.64	-1.60	-0.78%	205.04	205.04	157.01	215.26	29.75% #
Hellenic Corporate Bond Index	120.51 €	120.56	-0.04	-0.04%			116.31	121.33	3.59% #
Hellenic Corporate Bond Price Index	96.11 €	96.15	-0.04	-0.05%			95.04	97.19	0.33% #

Note 1: FTSE/Med 100, Hellenic Corporate Bond Price Index and Hellenic Corporate Bond Index closing prices refer to the previous trading day of 05/12/2019.

Note 2: The Hellenic Mid & Small Cap Index is a Customized index calculated by the Athens Exchange.

Athex Indices



Indices volume of transactions

Indices closing prices

Analytic Figures for Athex Market's Boards and Categories

	Total Traded Securities	Main Market	Surveillance	Exchange Traded Funds (ETFs)
Totals	128	110	17	1
Gain / Lose / Same:	24 / 81 / 23	22 / 72 / 16	2 / 8 / 7	0 / 1 / 0
Athex Capitalisation (mill. €) **	58,225.61	57,933.97	291.64	
Daily Average Trans/ons Value(thou.€)	65,803.68	65,786.89	51.76	44.31
Transactions Value	57,201.02	57,077.54	29.93	93.56
Main Board:	48,737.90	48,614.41	29.93	93.56
Blocks Board 6_2_3:	8,463.13	8,463.13	0.00	0.00
Forced Sales Board:	0.00	0.00	0.00	0.00
Special Terms Board:	0.00	0.00	0.00	0.00
Daily Average Transactions Volume	32,410,314	32,075,032	368,188	2,015
Transactions Volume	21,518,660	21,323,155	191,315	4,190
Main Board:	19,617,146	19,421,641	191,315	4,190
Blocks Board 6_2_3:	1,901,514	1,901,514	0	0
Forced Sales Board:	0	0	0	0
Special Terms Board:	0	0	0	0
Daily Average Number of Trades	27,318	27,169	147	3
Number of Trades	24,436	24,298	136	2
Main Board:	24,425	24,287	136	2
Blocks Board 6_2_3:	11	11	0	0
Forced Sales Board:	0	0	0	0
Special Terms Board:	0	0	0	0

Trading Details by Athex Sectors and Financial Instruments (ETFs)

Code	Sectors	Gain / Lose / Same	Number of Trades	Transactions Volume	Transactions Value	% of Total Trans. Value
3010	- Banks	1 / 5 / 0	9,211	11,559,014	19,729,521.24	34.82%
5510	- Basic Resources	2 / 9 / 3	371	135,468	154,274.51	0.27%
5010	- Construction & Materials	1 / 11 / 1	1,985	934,134	2,534,526.43	4.47%
4020	- Consumer Products & Services	2 / 4 / 1	1,068	362,928	2,918,024.80	5.15%
6010	- Energy	1 / 2 / 0	1,077	218,117	2,944,213.05	5.20%
12000	- Financial Instruments	0 / 1 / 0	2	4,190	93,556.90	0.17%
3020	- Financial Services	2 / 1 / 0	728	2,797,146	491,974.90	0.87%
4510	- Food Beverage & Tobacco	5 / 4 / 4	255	83,632	1,487,518.75	2.63%
2010	- Health Care	1 / 3 / 0	69	48,403	31,285.25	0.06%
5020	- Industrial Goods & Service	3 / 12 / 7	2,337	723,000	4,833,966.74	8.53%
3030	- Insurance	1 / 0 / 0	95	57,337	273,704.64	0.48%
4030	- Media	0 / 1 / 1	4	1,190	258.12	0.00%
4520	- Personal Care, Drug & Grocery Stores	0 / 2 / 0	219	362,689	2,911,611.93	5.14%
3510	- Real Estate	2 / 3 / 4	1,168	841,896	5,744,358.55	10.14%
4040	- Retail	0 / 6 / 0	208	103,768	497,427.71	0.88%
1010	- Technology	0 / 6 / 0	428	102,478	173,114.15	0.31%
1510	- Telecommunications	1 / 2 / 0	1,305	373,314	3,962,763.59	6.99%
4050	- Travel & Leisure	1 / 6 / 1	1,345	754,293	5,172,527.88	9.13%
6510	- Utilities	1 / 3 / 1	1,662	795,202	2,712,660.92	4.79%

Top 10 best & worst performing Shares

Main Market

With positive Price change	Closing price	change	With negative Price change	Closing price	change
KARATZIS SA (CR)	8.1	1.25% #	MLS MULTIMEDIA SA (CR)	1.115	-7.47% €
LAMDA DEVELOPMENT SA (CR)	7.32	0.97% #	AS COMPANY SA (CR)	2.78	-4.79% €
BRIQ PROPERTIES (CR)	2.14	0.94% #	INTRACOM CONSTR. (CR)	1.64	-4.65% €
EYDAP S.A. (CR)	7.32	0.83% #	INFORM P. LYKOS SA (CR)	1.445	-4.30% €
BANK OF GREECE (CR)	14.22	0.71% #	GEK TERNA (CR)	6.64	-3.77% €
HELLENIC EXCHANGES-A.S.E. (CR)	4.455	0.56% #	MARFIN INVESTMENT GROUP (CR)	0.085	-3.41% €
ATTICA HOLDINGS (CR)	1.315	0.38% #	AVAX S.A. (CR)	0.601	-3.38% €
KRI-KRI S.A. (CR)	5.4	0.37% #	CENTRIC HOLDINGS (CR)	0.23	-3.36% €
MOTOR OIL (CR)	20.4	0.30% #	EKTER SA (CR)	1.2	-3.23% €
CC HBC AG (CR)	29.53	0.27% #	INTRACOM HOLDINGS (CR)	0.787	-2.96% €
With the highest Transactions Value	Value (thou. €)	change	With the highest Transactions Volume	Volume	change
ALPHA BANK (CR)	6,686.42	-2.26% €	EUROBANK ERGASIAS (CR)	4,428,549	-2.40% €
NATIONAL BANK (CR)	6,314.40	-2.40% €	ALPHA BANK (CR)	3,680,408	-2.26% €
LAMDA DEVELOPMENT SA (CR)	5,616.08	0.97% #	MARFIN INVESTMENT GROUP (CR)	2,738,751	-3.41% €
OPAP (CR)	4,901.30	-0.64% €	NATIONAL BANK (CR)	2,226,843	-2.40% €
MYTILINEOS (CR)	3,988.15	-1.61% €	PIRAEUS BANK (CR)	902,322	-2.48% €
OTE (CR)	3,901.26	0.23% #	LAMDA DEVELOPMENT SA (CR)	769,334	0.97% #
EUROBANK ERGASIAS (CR)	3,811.39	-2.40% €	PPC (CR)	533,737	-1.04% €
GR. SARANTIS S.A. (CR)	2,901.38	-1.93% €	ELLAKTOR (CR)	532,628	-0.64% €
PIRAEUS BANK (CR)	2,640.70	-2.48% €	OPAP (CR)	448,358	-0.64% €
JUMBO SA (CR)	2,159.72	-0.94% €	MYTILINEOS (CR)	423,854	-1.61% €

Note: Stocks that are not included in the "Low Dispersion" and "Under Supervision" categories, and the transactions value is more than 10,000 €.

Derivatives Summary

	Number of Trades	Volume	Open Interest
Index Futures	308	1,472	10,542
FTSE/Athex Large Cap	308	1,472	10,542
Stock Futures	2,192	30,935	368,832
ADMIE (IPTO) HOLDING S.A. (CR)	58	368	6,961
ALPHA BANK (CR)	326	7,063	58,002
ATTICA BANK S.A. (CR)	5	12	7,475
CC HBC AG (CR)	4	4	377
CENERGY HOLDINGS (CB)	2	15	7,641
ELLAKTOR (CR)	195	1,790	22,790
EUROBANK ERGASIAS (CR)	139	3,912	39,070
EYDAP S.A. (CR)	3	5	448
FOURLIS (CR)	0	0	142
GEK TERNA (CR)	46	225	10,778
HELLENIC EXCHANGES-A.S.E. (CR)	18	38	2,677
HELLENIC PETROLEUM (CR)	30	88	2,068
INTRACOM HOLDINGS (CR)	16	70	3,623
INTRALOT (CR)	48	428	6,473
JUMBO SA (CR)	13	31	1,067
LAMDA DEVELOPMENT SA (CR)	56	194	2,198
MARFIN INVESTMENT GROUP (CR)	117	4,040	77,499
MOTOR OIL (CR)	1	2	704
MYTILINEOS (CR)	173	866	13,626
NATIONAL BANK (CR)	412	6,152	40,153
OPAP (CR)	57	206	5,574
OTE (CR)	44	202	2,161
P.P.A. S.A. (CR)	5	192	729
PIRAEUS BANK (CR)	212	3,685	28,533
PPC (CR)	147	1,068	16,620
TERNA ENERGY (CR)	34	130	4,756
TITAN CEMENT (CB)	1	1	70
VIOHALCO SA/NV (CB)	30	148	6,617
Index Options	31	177	3,108
FTSE/Athex Large Cap	31	177	3,108
Stock Options	0	0	1,454
ALPHA BANK (CR)	0	0	50
NATIONAL BANK (CR)	0	0	631
OPAP (CR)	0	0	248
OTE (CR)	0	0	245
PIRAEUS BANK (CR)	0	0	126
PPC (CR)	0	0	154
Total Derivatives Traded	2,531	32,584	383,936

Daily Official List

Year: 140 Trading Day No: 234

Section 2: Analytic Figures of Shares Transactions

Monday, 9 December, 2019

Number of Outstanding Securities	Nominal Value	Dividends [1]			Date of Last Coupon		Note	Shares	Closing price	% change	Previous closing price/date	Open price	Price min	Price max	Last price	Avg price	Last Bid [7]	Last Ask [7]	P/E after	Year	Volume	Trades	Transactions Value[8]	Company Mkt Value (thou. €)	Year low	Year high	Sector[4]		
		2016	2017	2018	Dividend [2]	Right																							
7,734,375	1.00	---	---	---	09/07/2007	07/01/2011	5112	LIVANIS SA (CR)	0.065	---	0.065	06/12/2019	0.078	0.078	0.078	0.078	0.078	---	2960@0.078	---	---	40	1	3.12	502.73	0.032	0.096	40301030	
15,842,391	1.51	---	---	---	15/07/2009	12/05/2000	5141	BITROS HOLDING SA (CR)	0.141	---	0.141	06/12/2019	0.141	0.141	0.141	0.141	0.141	504@0.141	600@0.169	---	---	400	1	56.40	2,233.78	0.084	0.278	55102010	
119,596,817	0.040	---	---	---	15/07/2008	27/04/2017	5190	NIKAS SA (CR)	0.5	---	0.5	06/12/2019	0.4	0.4	0.4	0.4	0.4	---	2@0.400	---	---	1	1	0.40	59,798.41	0.32	0.6	45102020	
24,319,250	0.300	---	---	---	09/07/2002	04/07/2007	5165	PROODEFTIKH SA (CR)	0.19	---	0.19	06/12/2019	---	---	---	---	---	---	1449@0.183	---	---	---	---	---	---	4,620.66	0.09	0.248	50101010
245,497,664	0.310	---	---	---	01/07/2008	30/07/2012	5207	SELONDA AQUACULTURE SA (CR)	0.051	-4.67	0.054	06/12/2019	0.051	0.051	0.051	0.051	0.051	8849@0.051	500@0.054	---	---	8,500	6	433.50	12,520.38	0.031	0.0776	45102010	
10,186,667	1.35	---	---	---	24/06/2008	02/02/2016	4887	SIDMA SA (CR)	0.462	-7.60	0.5	06/12/2019	0.5	0.462	0.5	0.462	0.464	600@0.400	3437@0.462	---	---	3,222	18	1,495.76	4,706.24	0.204	0.72	55102010	
766,000	1.00	---	---	---	01/07/2004	11/12/2012	5193	TRIA ALFA SA (CR)	1.8	---	1.8	06/12/2019	---	---	---	---	---	---	---	55.15	2018	---	---	---	1,660.55	1.44	3.18	55101020	
245,000	1.00	---	---	---	19/07/2010	11/12/2012	5194	TRIA ALFA SA (PR)	1.15	---	1.15	06/12/2019	---	---	---	---	---	300@1.05	---	35.23	2018	---	---	---	1,660.55	0.535	2.1	55101020	

Suspension Status

20,255,805	0.300	---	---	---	22/08/2006	02/08/2010	5136	AXON HOLDING SA (CR)	0.058	---	0.058	28/04/2017	---	---	---	---	---	---	---	---	---	---	---	---	---	1,174.84	0.058	0.058	20101010
21,820,410	0.800	---	---	---	22/05/2008	02/08/2011	5174	EUROMEDICA SA (CR)	0.448	---	0.448	30/04/2018	---	---	---	---	---	---	---	---	---	---	---	---	---	9,775.54	0.448	0.448	20101010
66,948,210	0.300	---	---	---	22/09/2015	22/09/2015	5179	FOLLI FOLLIE (CR)	4.8	---	4.8	24/05/2018	---	---	---	---	---	---	---	---	---	---	---	---	---	321,351.41	4.8	4.8	40401030
13,191,620	0.620	---	---	---	04/08/2010	09/09/2002	5217	YALCO - CONSTANTINOU (CR)	0.0555	---	0.056	30/09/2019	---	---	---	---	---	---	---	---	---	---	---	---	---	732.13	0.048	0.178	40202020
14,870,100	0.300	---	---	---	15/05/2008	26/09/2011	5130	ALPHA GRISSIN S.A. (CR)	0.014	---	0.014	13/04/2017	---	---	---	---	---	---	---	---	---	---	---	---	---	208.18	0.014	0.014	10102030
33,930,000	0.300	---	---	---	03/07/2006	30/05/2001	4865	BABIS VOVOS SA (CR)	0.304	---	0.304	30/03/2012	---	---	---	---	---	---	---	---	---	---	---	---	---	10,314.72	0.304	0.304	35101010
77,126,446	0.340	---	---	---	23/05/2005	18/08/2011	5206	G.E. DIMITRIOU (CR)	0.0125	---	0.013	30/04/2019	---	---	---	---	---	---	---	---	---	---	---	---	---	964.08	0.01	0.028	40202020
6,000,000	0.600	---	---	---	13/06/2008	08/04/2004	5172	EUROBROKERS S.A. (CR)	0.008	---	0.008	27/04/2018	---	---	---	---	---	---	---	---	---	---	---	---	---	48.00	0.008	0.008	30302015
7,085,888	1.59	---	---	---	02/07/1996	06/09/2010	5216	ELVIEMEK (CR)	2.6	---	2.6	30/09/2019	---	---	---	---	---	---	---	---	---	---	---	---	---	18,423.31	2.6	4.7	35101010
24,619,524	0.500	---	---	---	10/10/1986	30/12/2002	4914	KERAMIA-ALLATINI (CR)	0.088	---	0.088	30/08/2012	---	---	---	---	---	---	---	---	---	---	---	---	---	2,166.52	0.088	0.088	35101010
31,543,600	0.420	---	---	---	19/07/2010	19/12/2018	5205	KRETA FARM SA (CR)	1.085	---	1.085	30/04/2019	---	---	---	---	---	---	---	---	---	---	---	---	---	34,224.81	0.6	1.22	45102020
25,179,640	0.600	---	---	---	08/08/1994	19/09/2000	5191	J.BOUTARIS & SON HOLD. SA (CB)	0.026	---	0.026	01/10/2018	---	---	---	---	---	---	---	---	---	---	---	---	---	742.45	0.026	0.026	45101015
1,540,000	0.600	---	---	---	08/08/1994	19/09/2000	5192	J.BOUTARIS & SON HOLD. (PB)	0.057	---	0.057	01/10/2018	---	---	---	---	---	---	---	---	---	---	---	---	---	742.45	0.057	0.057	45101015
23,935,280	0.300	---	---	---	29/06/2009	13/06/2000	5153	NAYTEMPORIKI PUBLISHING SA(CR)	0.107	---	0.107	02/10/2017	---	---	---	---	---	---	---	---	---	---	---	---	---	2,561.07	0.107	0.107	40301030
255,459,600	0.300	---	---	---	26/06/2000	03/12/2010	5101	NEL SA (CR)	0.07	---	0.07	31/08/2015	---	---	---	---	---	---	---	---	---	---	---	---	---	17,882.17	0.07	0.07	40501015
23,463,874	0.800	---	---	---	23/05/2003	21/12/1999	4918	NEORION SA (CR)	0.125	---	0.125	30/08/2012	---	---	---	---	---	---	---	---	---	---	---	---	---	2,932.98	0.125	0.125	50206030
18,750,000	0.300	---	---	---	02/07/2001	31/12/2012	5154	PEGASUS PUBLISHING S.A. (CR)	0.089	---	0.089	02/10/2017	---	---	---	---	---	---	---	---	---	---	---	---	---	1,668.75	0.089	0.089	40301030
23,743,440	0.300	---	---	---	23/06/2008	24/07/2018	5218	SFAKIANAKIS SA (CR)	0.34	---	0.34	07/10/2019	---	---	---	---	---	---	---	---	---	---	---	---	---	8,072.77	0.236	0.392	40401030
100,793,572	0.300	---	---	---	16/07/2009	11/02/2016	5110	TELETIPOS SA (CR)	0.06	---	0.06	07/03/2016	---	---	---	---	---	---	---	---	---	---	---	---	---	6,047.61	0.06	0.06	40301035
4,034,950	0.680	---	---	---	01/07/2005	30/12/2010	5171	CHATZIKRANIOTIS & SONS SA (CR)	0.14	---	0.14	27/04/2018	---	---	---	---	---	---	---	---	---	---	---	---	---	564.89	0.14	0.14	45102020

Shares' Notes

Code	Note text
()	- Adjusted dividends.
*	- Last adjusted closing price.
[1]	- Net dividends.
[2]	- The "Date of Last Coupon" for New listings refers to the date company's stocks started to trade in Athex
[3]	- The Company Market Value is referred to the number of outstanding shares
[4]	- Sectors codification can be found in Appendix A
[5]	- The Market Value refers to the total number of shares listed (including their several classes) in the exchange by the company.
[6]	- P/E greater than 100
[7]	- Last view of the Order Book before the end of the trading session
[8]	- All Blocks Methods' Transactions Value are included.
4750	- Transfer to the Under Surveillance Category from 8/4/2011.
4865	- Suspension of trading as of 2/4/2012.
4887	- Transfer to the Surveillance Category as of 10/4/2012.
4912	- Transfer to the Surveillance Category as of 31/7/2012.
4914	- Suspension of trading as of 31/8/2012.
4918	- Suspension of trading as of 31/8/2012.
4955	- Transfer to the Surveillance Category as from 5/4/2013.
4956	- Transfer to the Surveillance Category as from 5/4/2013.
4957	- Transfer to the Surveillance Category as from 5/4/2013.
4958	- Transfer to the Surveillance Category as from 5/4/2013.
4959	- Transfer to the Surveillance Category as from 5/4/2013.
4983	- Transfer to the Surveillance Category as of 5/4/2013.
5080	- Transfer to the Surveillance Category as of 06/09/2011.
5093	- Transfer to the Surveillance Category as of 8/4/2015.
5095	- Transfer to the Surveillance Category as from 5/4/2013.
5101	- Suspension of trading as of 1/9/2015.
5110	- Suspension of trading as of 08/03/2016.
5112	- Transfer to the Surveillance Category as of 15/04/2016.
5115	- Transfer to the Surveillance Category as of 15/04/2016.
5123	- Transfer to the Surveillance Category as of 10/04/2014
5130	- Suspension of trading as of 18/04/2017.
5136	- Suspension of trading as of 02/05/2017.
5141	- Transfer to the Surveillance Category as of 10/05/2017.
5153	- Suspension of trading as of 03/10/2017.
5154	- Suspension of trading as of 03/10/2017.
5156	- Transfer to the Surveillance Category as of 11/12/2017.
5160	- Transfer to the Surveillance Category as of 15/04/2016.
5161	- Transfer to the Surveillance Category as of 25/11/2011.
5162	- Transfer to the Under Supervision Category as of 21/12/2009.
5165	- Transfer to the Surveillance Category as of 15/02/2018.
5171	- Suspension of trading as of 30/04/2018.
5172	- Suspension of trading as of 30/04/2018.
5174	- Suspension of trading as of 02/05/2018.
5178	- Transfer to the Surveillance Category as of 11/05/2018.
5179	- Suspension of trading as of 25/05/2018.
5190	- Transfer to the Surveillance Category as of 10/04/2012.
5191	- Suspension of trading as of 02/10/2018.
5192	- Suspension of trading as of 02/10/2018.
5193	- Transfer to the Surveillance Category as of 25/10/2018.
5194	- Transfer to the Surveillance Category as of 25/10/2018.
5195	- Transfer to the Surveillance Category as of 27/06/2008.
5197	- Transfer to the Surveillance Category as of 07/11/2018.

Shares' Notes

Code	Note text
5205	- Suspension of trading as of 02/05/2019.
5206	- Suspension of trading as of 02/05/2019.
5207	- Transfer to the Surveillance Category as from 13/05/2019.
5216	- Suspension of trading as of 01/10/2019.
5217	- Suspension of trading as of 01/10/2019.
5218	- Suspension of trading as of 08/10/2019.
5220	- Share capital increase in progress through a rights issue. Rights' trading period on ATHEX: 02/12/2019 - 11/12/2019, pre-emption rights' subscription period: 02/12/2019 - 16/12/2019.
5222	- Share capital increase in progress through a rights issue. Rights' trading period on ATHEX: 28/11/2019 - 09/12/2019, pre-emption rights' subscription period: 28/11/2019 - 12/12/2019.

Securities Blocks Details

Securities	Block Volume	Price	Block Trade Value	Time of approval	Note
OPAP (CR)	50,000	10.95	547,500.00	10:36:08	20
OPAP (CR)	50,000	10.95	547,500.00	10:36:37	20
OPAP (CR)	124,663	10.90	1,358,826.70	11:32:03	20
GR. SARANTIS S.A. (CR)	44,200	8.15	360,009.00	12:04:51	20
ALPHA BANK (CR)	1,033,965	1.89	1,955,848.19	12:10:22	14
NATIONAL BANK (CR)	6,038	2.97	17,943.12	12:11:25	14
JUMBO SA (CR)	5,839	18.35	107,132.80	12:12:25	14
NATIONAL BANK (CR)	119,843	2.99	357,935.09	12:37:45	14
EUROBANK ERGASIAS (CR)	96,306	0.917	88,264.45	12:38:59	14
JUMBO SA (CR)	39,113	17.86	698,558.18	13:19:04	20
LAMDA DEVELOPMENT SA (CR)	331,547	7.31	2,423,608.57	15:01:14	20

Blocks Notes

- 9 - Method 6-1 / Special Fees
- 10 - Method 6-1 / Special Fees, SDS
- 14 - Method 6-3 / Settlement, Incomplete Buy and Sell
- 18 - Method 6-2 / SPOT 1
- 19 - Method 6-2 / SPOT 2
- 20 - Method 6-1 and Method 6-1 Same Day Settlement
- 21 - Other Pre-agreed

Shares Rights Details

Occured date	Exercise from	Exercise until	Trading until	Rights	Price min	Price max	Closing price	Last Bid	Last Ask	Volume	Trades	Transactions Value
25/11/2019	28/11/2019	12/12/2019	09/12/2019	BRIQ PROPERTIES REIC (CR)	0.001	0.017	0.001	490,645	163	1,986.37
27/11/2019	02/12/2019	16/12/2019	11/12/2019	LAMDA DEVELOPMENT S.A. (CR)	0.581	0.820	0.750	769,816	736	531,746.11

Securities Forced Sales

Securities	Category of Security	Transaction s Volume	Number of Trades	Transactions Value	Note
------------	----------------------	-------------------------	---------------------	-----------------------	------

No Forced Transactions.

Forced Sales Notes

- 1 - Normal Forced Sale.
- 2 - Forced Sales of Fixed Registered Shares.
- 3 - Forced Sales of Remaining Stock Fractions.

Forced Sales Registered Shares

Securities	Start Date	End Date	Initial Volume	Remaining Volume	Date	Avg price (day)	Avg price (period)	Number of Trades	Transactions Volume	Transactions Value
------------	------------	----------	----------------	------------------	------	-----------------	--------------------	------------------	---------------------	--------------------

No Fixed Registered Shares Forced Sales.

Forced Sales Notes

According to Decision 1/380/04.05.2008 of the Hellenic Republic Capital Market Commission, the certificated registered shares that have not been deposited to the issuer for dematerialisation, will be auctioned in the Athens Exchange by the supervising issuer. Forced sales procedure is held according to Article 99A of the Athens Exchange Rulebook. The average price of the period is calculated by dividing the Total transactions value by the Total volume and includes all the transactions made until the current date.

Exchange Traded Funds (ETFs) Characteristics

	Transactions Date (T)	Creation / Redemption	Units (T-1)	New Units (T-1)	Redemption Units (T-1)	Units (T) [1]	Fund Assets [2]	Net Unit Price	Dividend per	Dividend Date
ALPHA ETF FTSE Athex Large Cap	09/12/2019	5,000	812,382	---	---	812,382	18,297,970.00	22.5238	0.43	30/06/2018

ETFs Notes

[1] - Units (T) = Units (T-1) + New Units (T-1) - Redemption Units (T-1)

[2] - The Creation / Redemption Units of T-1 are included.

Convertible Corporate Bonds - Regulated Market

Num Listed Bonds	Nominal price	Issue price	Today's Rate	Exp. Date	Duration (years)	Note	Coupon		Trading	Corporate Bonds	Price min	Price max	Closing price	Previous closing price/date	Volume	Transactions Value	Last order			ear min	Year max
							Common	Preferred									Price	Buy / Sell	Date		
171,268,704	0.30	0.30	1.00	11/10/2025	9	---	13	---	1	FORTHNET S.A. (Convertible)	---	---	---	---	---	---	1.0000	B	23/10/2019	100.0000	100.0000

Corporate Bonds Notes

Transactions Volume = (Pieces) * (Nominal Price). Transactions Value = (Pieces) * (Nominal Price) * (price %) + (Accrued interest).

The price of a Bond is stated as a percentage (%) of Bond's Nominal Price.

Nominal Price in Euros (€), except if it is noted differently.

Non Convertible Corporate Bonds - Regulated Market

Num Listed Bonds	Nominal price	Issue price	Today's Rate	Exp. Date	Duration (years)	Note	Coupon		Trading	Corporate Bonds	Accrued Int.	Yield.T.Mat	Price min	Price max	Closing price	Previous closing price/date	Volume	Transactions Value	Last order		ear min	Year max		
							Common	Preferred											Price	Buy / Sell			Date	
175,000	1,000.00	1,000.00	3.40	26/07/2024	5	---	1	---	1	ATTICA HOLDINGS S.A. (Non Convertible)	13.0333	3.6900	98.6500	99.8500	98.6500	99.1160	06/12/2019	134,000	134,700.47	98.5010	B	39/12/2015	98.6500	103.4000
300,000	1,000.00	1,000.00	3.10	27/06/2022	5	---	5	---	1	MYTILINEOS HOLDINGS S.A. (Non Convertible)	14.3806	2.7590	100.0000	100.4000	100.3100	100.4310	06/12/2019	229,000	233,118.15	100.3050	B	39/12/2015	100.3100	103.4000
24,260	1,000.00	1,000.00	4.95	26/06/2023	5	---	3	---	1	B&F COMM. & GARM. INDUS. S.A. (Non Convertible)	23.1000	7.1720	---	---	---	92.1500	05/12/2019	---	---	91.4560	B	39/12/2015	90.1276	98.5000
90,000	1,000.00	1,000.00	3.00	11/05/2023	5	---	4	---	1	CORAL A.E. (Non Convertible)	2.5000	2.3340	101.7500	102.0000	101.7787	101.9590	06/12/2019	61,000	62,237.52	101.7500	B	39/12/2015	100.2726	104.9499
120,000	1,000.00	1,000.00	3.95	04/04/2025	7	---	4	---	1	GEK TERNA S.A. (Non Convertible)	7.4611	2.8010	104.5000	104.5000	104.5000	104.9220	06/12/2019	3,000	3,157.38	104.5000	B	39/12/2015	99.0000	107.2000
50,000	1,000.00	1,000.00	4.35	20/06/2022	5	---	5	---	1	SYSTEMS SUNLIGHT S.A. (Non Convertible)	21.0250	3.5800	100.8800	100.9000	100.8940	100.8830	06/12/2019	33,000	33,990.23	100.8800	B	39/12/2015	99.4118	104.5000
200,000	1,000.00	1,000.00	3.50	21/03/2022	5	---	6	---	1	O.P.A.P. S.A. (Non Convertible)	7.6806	2.9180	100.6500	100.6500	100.6500	100.8260	06/12/2019	2,000	2,028.36	100.5500	B	39/12/2015	100.4347	103.5200
40,000,000	1.00	1.00	5.00	04/10/2021	5	---	13	---	1	HOUSEMARKET S.A. (Non Convertible)	0.0094	2.3030	104.1200	104.1200	104.1200	104.7000	06/12/2019	10,000	10,506.44	104.1200	B	39/12/2015	101.9500	106.1000
150,000	1,000.00	1,000.00	2.60	22/10/2026	7	---	1	---	1	TERNA ENERGY FINANCE S.A. (Non Convertible)	3.6111	2.3910	100.9200	101.5700	101.2000	101.1210	06/12/2019	76,000	77,172.97	100.9200	B	39/12/2015	100.9200	102.7000
200,000	1,000.00	1,000.00	3.60	12/03/2026	7	---	2	---	1	AEGEAN AIRLINES S.A. (Non Convertible)	9.0000	2.5700	104.6000	105.7000	105.2385	104.8000	06/12/2019	13,000	13,798.00	104.0300	B	39/12/2015	100.3628	107.9000

Corporate Bonds Notes

Transactions Volume = (Pieces) * (Nominal Price). Transactions Value = (Pieces) * (Nominal Price) * (price %) + (Accrued interest).

The price of a Bond is stated as a percentage (%) of Bond's Nominal Price.

Nominal Price in Euros (€), except if it is noted differently.

Government Bonds

Number Listed Bonds	Nominal price	Today's Rate	Accrued Interest Calc	Exp. Date [1]	Duration (years)	Note	Coupons Date	Curr. coupon value	Trading Unit	Government Bonds	Price min	Price max	Closing price	Previous closing price/date	Volume	Transactions Value	Price	Last order Buy / Sell	Date
3,000,000	1,000.00	4.38	Actual/Actual	01/08/2022	5	---	01/08	4.38	1	GGB-FXD-010822-05Y-4.375-1.000	---	---	---	---	---	---	1.0000	B	28/11/2018
2,500,000	1,000.00	3.45	Actual/Actual	02/04/2024	5	---	02/04	3.45	1	GGB-FXD-020424-05Y-3.450-1.000	---	---	---	---	---	---	---	---	---
4,355,990,324	1.00	3.50	Actual/Actual	30/01/2023	5	---	01/02 - 31/01	3.50	1	GGB-FXD-300123-05Y-3.500-1.000	---	---	---	94.5720 13/07/2018	---	---	1.0000	B	28/11/2018
5,962,747,327	1.00	3.75	Actual/Actual	30/01/2028	10	---	/02 - 01/02 - 31/	3.75	1	GGB-FXD-300128-10Y-3.750-1.000	---	---	---	85.4610 13/07/2018	---	---	1.0000	B	28/11/2018
6,091,218,404	1.00	3.90	Actual/Actual	30/01/2033	15	---	/02 - 01/02 - 31/	3.90	1	GGB-FXD-300133-15Y-3.900-1.000	---	---	---	78.6730 13/07/2018	---	---	1.0000	B	28/11/2018
4,805,399,486	1.00	4.00	Actual/Actual	30/01/2037	19	---	/02 - 01/02 - 31/	4.00	1	GGB-FXD-300137-19Y-4.000-1.000	---	---	---	77.0370 13/07/2018	---	---	1.0000	B	28/11/2018
4,603,713,186	1.00	4.20	Actual/Actual	30/01/2042	24	---	/02 - 01/02 - 31/	4.20	1	GGB-FXD-300142-24Y-4.200-1.000	---	---	---	77.7640 13/07/2018	---	---	1.0000	B	28/11/2018
550,418,123	1.00	3.00	Actual/Actual	24/02/2023	11	---	24/02	3.00	1	GGB-FXD-240223-11Y-2.000-1.000	---	---	---	10.0000 22/06/2015	---	10.0000	B	11/07/2019	
445,007,576	1.00	3.00	Actual/Actual	24/02/2024	12	---	24/02	3.00	1	GGB-FXD-240224-12Y-2.000-1.000	---	---	---	10.0000 22/06/2015	---	---	---	---	
423,674,226	1.00	3.00	Actual/Actual	24/02/2025	13	---	24/02	3.00	1	GGB-FXD-240225-13Y-2.000-1.000	---	---	---	10.0000 22/06/2015	---	---	---	---	
212,292,153	1.00	3.00	Actual/Actual	24/02/2026	14	---	24/02	3.00	1	GGB-FXD-240226-14Y-2.000-1.000	---	---	---	10.0000 22/06/2015	---	---	---	---	
160,621,352	1.00	3.00	Actual/Actual	24/02/2027	15	---	24/02	3.00	1	GGB-FXD-240227-15Y-2.000-1.000	---	---	---	10.0000 22/06/2015	---	---	---	---	
183,244,055	1.00	3.00	Actual/Actual	24/02/2028	16	---	24/02	3.00	1	GGB-FXD-240228-16Y-2.000-1.000	---	---	---	10.0000 22/06/2015	---	---	---	---	
164,802,894	1.00	3.00	Actual/Actual	24/02/2029	17	---	24/02	3.00	1	GGB-FXD-240229-17Y-2.000-1.000	---	---	---	10.0000 22/06/2015	---	---	---	---	
165,460,943	1.00	3.00	Actual/Actual	24/02/2030	18	---	24/02	3.00	1	GGB-FXD-240230-18Y-2.000-1.000	---	---	---	10.0000 22/06/2015	---	---	---	---	
129,007,241	1.00	3.00	Actual/Actual	24/02/2031	19	---	24/02	3.00	1	GGB-FXD-240231-19Y-2.000-1.000	---	---	---	10.0000 22/06/2015	---	---	---	---	
126,192,683	1.00	3.00	Actual/Actual	24/02/2032	20	---	24/02	3.00	1	GGB-FXD-240232-20Y-2.000-1.000	---	---	---	10.0000 22/06/2015	---	---	---	---	
146,905,168	1.00	3.00	Actual/Actual	24/02/2033	21	---	24/02	3.00	1	GGB-FXD-240233-21Y-2.000-1.000	---	---	---	10.0000 22/06/2015	---	---	---	---	
154,475,606	1.00	3.00	Actual/Actual	24/02/2034	22	---	24/02	3.00	1	GGB-FXD-240234-22Y-2.000-1.000	---	---	---	10.0000 22/06/2015	---	---	---	---	
144,429,441	1.00	3.00	Actual/Actual	24/02/2035	23	---	24/02	3.00	1	GGB-FXD-240235-23Y-2.000-1.000	---	---	---	10.0000 22/06/2015	---	---	---	---	
166,211,676	1.00	3.00	Actual/Actual	24/02/2036	24	---	24/02	3.00	1	GGB-FXD-240236-24Y-2.000-1.000	---	---	---	10.0000 22/06/2015	---	---	---	---	
145,461,669	1.00	3.00	Actual/Actual	24/02/2037	25	---	24/02	3.00	1	GGB-FXD-240237-25Y-2.000-1.000	---	---	---	10.0000 22/06/2015	---	---	---	---	
146,941,087	1.00	3.00	Actual/Actual	24/02/2038	26	---	24/02	3.00	1	GGB-FXD-240238-26Y-2.000-1.000	---	---	---	10.0000 22/06/2015	---	---	---	---	
135,115,612	1.00	3.00	Actual/Actual	24/02/2039	27	---	24/02	3.00	1	GGB-FXD-240239-27Y-2.000-1.000	---	---	---	10.0000 22/06/2015	---	---	---	---	
141,909,637	1.00	3.00	Actual/Actual	24/02/2040	28	---	24/02	3.00	1	GGB-FXD-240240-28Y-2.000-1.000	---	---	---	10.0000 22/06/2015	---	---	---	---	
136,788,720	1.00	3.00	Actual/Actual	24/02/2041	29	---	24/02	3.00	1	GGB-FXD-240241-29Y-2.000-1.000	---	---	---	10.0000 22/06/2015	---	---	---	---	
163,643,410	1.00	3.00	Actual/Actual	24/02/2042	30	---	24/02	3.00	1	GGB-FXD-240242-30Y-2.000-1.000	---	---	---	10.0000 22/06/2015	---	---	---	---	
4,000,000	1,000.00	3.88	Actual/Actual	12/03/2029	10	---	12/03	3.88	1	GGB-FXD-120329-10Y-3.875-1.000	---	---	---	---	---	100.0000	B	15/10/2019	
503,753	1,000.00	0.32	FLR Actual/360	16/09/2021	2	---	16/03 - 16/09	---	1	GGB-FLT-160921-02Y-0.319-1.000	---	---	---	---	---	---	---	---	
3,000,000	1,000.00	3.38	Actual/Actual	15/02/2025	7	---	15/02	3.38	1	GGB-FXD-150225-07Y-3.375-1.000	---	---	---	---	---	---	---	---	
250,250	1,000.00	2.90	Actual/Actual	20/03/2023	4	---	20/03	2.90	1	GGB-FXD-200323-04Y-2.900-1.000	---	---	---	---	---	---	---	---	
964,000	1,000.00	3.25	Actual/Actual	20/03/2025	6	---	20/03	3.25	1	GGB-FXD-200325-06Y-3.250-1.000	---	---	---	---	---	---	---	---	
2,100,000	1,000.00	3.55	Actual/Actual	20/03/2026	7	---	20/03	3.55	1	GGB-FXD-200326-07Y-3.550-1.000	---	---	---	---	---	---	---	---	
2,500,000	1,000.00	1.88	Actual/Actual	23/07/2026	7	---	23/07	1.88	1	GGB-FXD-230726-07Y-1.875-1.000	---	---	---	---	---	---	---	---	

Government Bonds Notes

Transactions Volume = (Pieces) * (Nominal Price). Transactions Value = (Pieces) * (Nominal Price) * (price %) + (Accrued interest).

The Value of current coupon for the issues with NV 0.01 euro refers to NV 100 euros

FLR: Floating Interest Rate.

[1] - The Expiration Date of the interest bearing period and the Date for coupon payment.

Government Bonds

Number Listed Bonds	Nominal price	Today's Rate	Accrued Interest Calc	Exp. Date [1]	Duration (years)	Note	Coupons Date	Curr. coupon value	Trading Unit	Government Bonds	Price min	Price max	Closing price	Previous closing price/date	Volume	Transactions Value	Price	Last order Buy / Sell	Date
---------------------	---------------	--------------	-----------------------	---------------	------------------	------	--------------	--------------------	--------------	------------------	-----------	-----------	---------------	-----------------------------	--------	--------------------	-------	-----------------------	------

Government Bonds Notes

Transactions Volume = (Pieces) * (Nominal Price). Transactions Value = (Pieces) * (Nominal Price) * (price %) + (Accrued interest).

The Value of current coupon for the issues with NV 0.01 euro refers to NV 100 euros

FLR: Floating Interest Rate.

[1] - The Expiration Date of the interest bearing period and the Date for coupon payment.

Treasury Bills & Zero Coupon Government Bonds

Issue Date	13-Week Maturity									26-Week Maturity									52-Week Maturity								
	Exp. Date	Initial Rate	Num Listed Bonds	Nominal price	Issue price	Last Trade Price	Last Trade Date	Volume Traded	Note	Exp. Date	Initial Rate	Num Listed Bonds	Nominal price	Issue price	Last Trade Price	Last Trade Date	Volume Traded	Note	Exp. Date	Initial Rate	Num Listed Bonds	Nominal price	Issue price	Last Trade Price	Last Trade Date	Volume Traded	Note
14/12/2018	---	---	---	---	---	---	---	---	---	---	---	---	---	---	---	---	---	---	13/12/2019	1.09	1,000,000	1,000.00	989.10	---	---	---	---
15/03/2019	---	---	---	---	---	---	---	---	---	---	---	---	---	---	---	---	---	---	13/03/2020	0.95	1,000,000	1,000.00	990.50	---	---	---	---
14/06/2019	---	---	---	---	---	---	---	---	---	---	---	---	---	---	---	---	---	---	12/06/2020	0.47	1,000,000	1,000.00	995.30	---	---	---	---
13/09/2019	---	---	---	---	---	---	---	---	---	---	---	---	---	---	---	---	---	---	11/09/2020	0.29	1,000,000	1,000.00	997.05	---	---	---	---

Bonds in Circulation	Currency / Min nominal traded Value	Coupons Payment Date	Current Coupon Value	Note	Coupon	Trading Unit	Issue Date	Duration (years)	Today's Interest	A.I.C in days	Bonds	Last price of previous days		Last Outcry in Cash (euro)		Trades in Pieces	Life min	Life Max	
												Price	Buy / Sell	Price	Buy / Sell				
Corporate Bonds in Foreign Currency and Euro																			
103,746	GBP / 10	01/12	0.25	---	61	1	01/12/1930	98	2.5	360	National Mortgage Bank	2.27	05/02/1996	2.27	S	05/02/1996	---	2.27	2.27
0	GBP / 10	01/12	0.25	---	63	1	01/12/1928	100	2.5	360	National Mortgage Bank	---	---	---	---	---	---	---	---

Government Bonds Notes

A.I.C: Accrued Interest Calculation base.

FLR: Floating Interest Rate.

The minimum tradeable Nominal Value for all Demeterialised Government Titles is 100 Euros.

(μτφρ-0)

Athex & ATHEXClear Members List

Member Name	Stock Market			Derivatives Market		ATHEXClear Member				
	Address	Phone	Fax	Market Member	Remote Member	Market Maker	Proprietary	Market Maker	General Clearing	Direct Clearing
A. SARRIS SECURITIES S.A.				a						
6, DRAGATSANIOU ATHINA	+30 2103367700	210-3312324								
ALPHA BANK A.E.									a	
40, STADIOU STR ATHINA	(210)-3265546	(210)-3265811								
	(210)-3260000	(210)-3264116								
103, AVE. ATHINON ATHINA	+30 2103436820	210-3436270								
ALPHA FINANCE INVESTMENT SERVICES S.A.				a		a	a	a		a
5, MERLIN ATHINA	+30 2103677400	210-33311193								
ARGUS STOCKBROKERS LTD				a	a		a			
25, DIMOSTHENI SEVERI AVE NICOSIA	+357 22717000	0035722717070								
ATLANTIC SECURITIES LIMITED				a	a					
37, PRODROMOU NICOSIA	+357 22445400	00357 22661914								
AXON SECURITIES S.A.				a			a			
48, STADIOU ATHINA	+30 2103363800	210-3243903								
BETA SECURITIES S.A.				a		a	a			a
29, ALEXANDRAS AVEN. & VRAILA ATHINA	+30 2106478900	210-6410139								
BNP PARIBAS SECURITIES SERVICES									a	
2, LAMPSAKOU ATHINA	+30 2107468500	210-7468579-581								
CAPITAL SECURITIES S.A.				a			a			
58, MITROPOLEOS ATHINA	+30 2103369700	+30 210 3369820								
CFS SECURITIES-INVESTMENT SERVICES S.A.				a						
3, PAPARRIGOPOULOU ATHINA	+30 2103360800	+30 210-3360980								
CITIGROUP GLOBAL MARKET LTD				a	a					
1, CITIGROUP CENTER, CANADA SQ., CANARY WHARF LONDON	+44 02079864000									
CITIGROUP GLOBAL MARKETS EUROPE AG				a	a					
16, REUTERWEG FRANKFURT										
CREDIT SUISSE SECURITIES (EUROPE) LIMITED				a	a					
1, CABOT SQUARE LONDON	+44 2078888888									
CYCLOS SECURITIES S.A.				a			a			a
39, PANEPISTIMIOU ATHINA	+30 2103364300	+30 210-3239122								
DEUTSCHE BANK S.A.					a					
1, GREAT WINCHESTER STREET LONDON	+44 20 754 54209	00441133361437								
DYNAMIC SECURITIES S.A.				a			a			a
, SYGROU AVENUE 223 & TRALLEON 2 NEA SMYRNI	+30 2103677700	210-3677777								
EUROBANK EQUITIES INVESTMENT FIRM S.A				a		a	a	a		a
, FILELLINON 10 & XENOFONTOS 13 ATHINA	+30 2103720000	210-3720001								
EUROBANK ERGASIAS S.A.									a	
8, OTHONOS ATHINA	+30 2103337000	210-3245916								
8, OTHONOS STR. ATHINA	(210)-3337000	(210)-3233866								
	(210)-3337969	(210)-3245916								
EUROCORP INVESTMENT SERVICES S.A.				a			a			a
14, FILIKIS ETERIAS SQ, ATHINA	+30 2107263500	2107263666								
EUROTRUST INVESTMENT FIRM SA				a						
113, SEVASTOUPOLEOS ATHINA	+30 2103363100	+30 210-3238334								
EUROXX SECURITIES S.A.				a		a	a	a		a
7, PALAIOLOGOU CHALANDRI	(210)-6879400	(210)-6879401								
7, PALEOLOGOU CHALANDRI	+30 2106879400	210-6879401								
G. A. PERVANAS SECURITIES-INVESTMENT SERVICES CO S.A.				a						
7-9, SOFOKLEOUS ATHINA	+30 2103727200	210-3210-291								
GLOBAL CAPITAL SECURITIES AND FINANCIAL SERVICES LTD				a	a					
50, AVE. ARCHIEPISKOPOU MAKARIOU NICOSIA	+357 22710710	357 22339332								
HELLENIC BANK (INVESTMENTS) LTD					a					
, AVE. KYRIAKOU MATSI 31 - PO BOX 24747 NICOSIA	+357 22500100	357 22500110								
HELLENIC-AMERICAN SECURITIES S.A.				a		a	a			a
27, ANDREA PAPANDEOU ATHINA	+30 2103311100	+30 210-3215968								
HSBC FRANCE									a	
109-111, AVE. MESOGION ATHINA	+30 2106960000	210-6929336								
INDEX SECURITIES S.A.				a						
6, DRAGATSANIOU ATHINA	+30 2103213920	+30 210-3213216								
J. CHR. MAVRIKIS SECURITIES S.A.				a						
5, SOFOKLEOUS ATHINA	+30 2103216730	210-3217767								
KAPPA SECURITIES S.A.				a			a			
15, VALAORITOU ATHINA	+30 2103678600	+30 210-3641002								

Athex & ATHEXClear Members List

Member Name	Stock Market			Derivatives Market		ATHEXClear Member				
	Address	Phone	Fax	Market Member	Remote Member	Market Maker	Proprietary	Market Maker	General Clearing	Direct Clearing
KARAMANOF SECURITIES AND INVESTMENT SERVICES S.A.				a			a			
2, SQ. AGION THEODORON ATHINA	+30 2103212947	+30 210-3217088								
LAIKI FINANCIAL SERVICES LTD					a					
26, AVE. VYRONOS NICOSIA	357 22367367	357 22718567								
LEON DEPOLAS SECURITIES S.A.				a		a	a			
1, CHRISTOU LADA ATHINA	+30 2103213276	+30 210-3211618								
MEGA EQUITY SECURITIES & FINANCIAL SERVICES PUBLIC LTD				a	a		a			
42-44, AVE. GRIVA DIGENI NICOSIA	+357 22711711	357 22711811								
MERIT SECURITIES S.A				a		a	a			a
5, SOFOKLEOUS ATHINA	+30 2141008800	210-3671830								
MERRILL LYNCH INTERNATIONAL				a	a					
2, KING EDWARD STREET LONDON	+44 20276281000									
N. CHRYSOCHOIDIS STOCK BROKERAGE I.S.S.A.				a			a			a
7-9, SOFOKLEOUS ATHINA	+30 2103213913	+30 210-3216115								
NATIONAL BANK OF GREECE S.A.				a		a	a		a	
68, AKADIMIAS STR. ATHINA	(210)-3328817	(210)-3328678								
86, AIOLOU STR. ATHINA	(210)-3341000	(210)-3228187								
NATIONAL SECURITIES S.A				a		a	a	a		
66, KIFISIAS AVE, BUILDING A ATHINA	+30 2107720000	+30 210-7720002								
NUNTIUS BROKERAGE AND INVESTMENT SERVICES S.A				a						
6, DRAGATSANIOU ATHINA	+30 2103350599	+30210-3254846								
ONE PLUS CAPITAL LIMITED				a	a					
, 75 PRODROMOU AVENUE, ONEWORLD PARKVIEW HOUSE, 3RD FLOOR, NEW YORK	+1 212 2873760									
OPTIMA BANK S.A.				a		a	a	a	a	
32, EGIALIAS & PARADISOU MAROUSI	+30 2108173111	+30 210-6896325								
PANTELAKIS SECURITIES S.A.				a		a	a	a		
57, ETHNIKIS ANTISTATIS B CHALANDRI	+30 2106965000	210-6929550								
PEGASUS SECURITIES S.A				a			a			
17, VALAORITOU & AMERIKIS ATHINA	+30 2103670700	+30 210-3670760								
PIRAEUS BANK S.A.				a			a		a	
4, AMERIKIS STR. ATHINA	(210)-3335000	(210)-3335079								
4, AMERIKIS STR ATHINA	(210)-3335918	(210)-3254207								
4, AMERIKIS ATHINA	+30 2103335000	210-3335079								
PIRAEUS SECURITIES S.A.				a		a	a	a		a
10, STADIOU ATHINA	+30 2103354100	210-3354170								
PROCHOICE SECURITIES LTD				a	a					
57, SPYROU KYPRIANOY NICOSIA	+357-24-661192	+357-24-662464								
SHARELINK SECURITIES-FINANCIAL SERVICES LTD				a	a		a			
6, THEOTOKI MEGARO ELLINA NICOSIA	+357 22554200	+357 22750852								
SOCIETE GENERALE S.A.				a	a		a			
, 17 COURS VALMY 92987 PUTEAUX - LA DEFENSE PARIS	+33 157290504	+33142138697								
SOLIDUS SECURITIES S.A				a			a			a
64, LOUIZIS RIANCOUR ATHINA	+30 2106900600	210-6985421								
ST. EM. LAVRENTAKIS SECURITIES S.A.				a			a			
7-9, SOFOKLEOUS ATHINA	+30 2103213336	+30 210-3246572								
THE CYPRUS INVESTMENT & SECURITIES CORPORATION LTD				a	a					
154, LIMASSOL AVENUE, STROVOLOS NICOSIA	+357 22121700	357 22338800								
UBS LIMITED					a					
1, FINSBURY AVENUE LONDON	+44 2075687135									

List of Stocks under Market Making operations

Securities	Market Maker	Start Market Making	Stock Category
ADMIE (IPTO) HOLDING S.A. (CR)	PIRAEUS SECURITIES S.A.	29/06/2017	Main Market
ALPHA BANK (CR)	ALPHA FINANCE INVESTMENT SERVICES S.A.	29/02/2016	Main Market
	EUROBANK EQUITIES INVESTMENT FIRM S.A	24/10/2012	
	HELLENIC-AMERICAN SECURITIES S.A.	06/02/2019	
	LEON DEPOLAS SECURITIES S.A.	04/01/2016	
	MERIT SECURITIES S.A	03/09/2013	
	NATIONAL SECURITIES S.A	15/01/2013	
	PIRAEUS SECURITIES S.A.	28/05/2013	
ALUMIL (CR)	BETA SECURITIES S.A.	18/07/2013	Main Market
AS COMPANY SA (CR)	EUROBANK EQUITIES INVESTMENT FIRM S.A	01/04/2019	Main Market
ATTICA BANK S.A. (CR)	EUROBANK EQUITIES INVESTMENT FIRM S.A	11/11/2019	Main Market
	EUROXX SECURITIES S.A.	22/01/2016	
	PIRAEUS SECURITIES S.A.	20/09/2017	
ATTICA HOLDINGS (CR)	HELLENIC-AMERICAN SECURITIES S.A.	28/12/2017	Main Market
AUTOHELLAS SA (CR)	ALPHA FINANCE INVESTMENT SERVICES S.A.	01/07/2019	Main Market
	EUROXX SECURITIES S.A.	02/07/2018	
AVAX S.A. (CR)	EUROBANK EQUITIES INVESTMENT FIRM S.A	14/12/2015	Main Market
BRIQ PROPERTIES (CR)	EUROBANK EQUITIES INVESTMENT FIRM S.A	09/01/2019	Main Market
BYTE COMPUTER SA (CR)	MERIT SECURITIES S.A	04/08/2013	Main Market
CC HBC AG (CR)	EUROBANK EQUITIES INVESTMENT FIRM S.A	23/10/2013	Main Market
	NATIONAL SECURITIES S.A	29/04/2013	
	PIRAEUS SECURITIES S.A.	04/05/2015	
CENERGY HOLDINGS (CB)	ALPHA FINANCE INVESTMENT SERVICES S.A.	02/01/2017	Main Market
	EUROBANK EQUITIES INVESTMENT FIRM S.A	02/01/2017	
CNL CAPITAL (CR)	MERIT SECURITIES S.A	01/10/2018	Main Market
EKTER SA (CR)	EUROBANK EQUITIES INVESTMENT FIRM S.A	16/10/2017	Main Market
	LEON DEPOLAS SECURITIES S.A.	21/05/2018	
ELASTRON (CR)	LEON DEPOLAS SECURITIES S.A.	20/02/2017	Main Market
ELLAKTOR (CR)	ALPHA FINANCE INVESTMENT SERVICES S.A.	14/03/2019	Main Market
	EUROXX SECURITIES S.A.	24/09/2018	
	HELLENIC-AMERICAN SECURITIES S.A.	14/01/2019	
	NATIONAL SECURITIES S.A	25/06/2013	
	PIRAEUS SECURITIES S.A.	22/10/2018	
ELTON SA (CR)	BETA SECURITIES S.A.	03/09/2013	Main Market
	LEON DEPOLAS SECURITIES S.A.	01/04/2019	
ELVALHALCOR (CR)	ALPHA FINANCE INVESTMENT SERVICES S.A.	07/05/2018	Main Market
	EUROBANK EQUITIES INVESTMENT FIRM S.A	07/05/2018	
EUROBANK ERGASIAS (CR)	ALPHA FINANCE INVESTMENT SERVICES S.A.	08/01/2013	Main Market
	EUROBANK EQUITIES INVESTMENT FIRM S.A	01/06/2013	
	HELLENIC-AMERICAN SECURITIES S.A.	25/07/2014	
	MERIT SECURITIES S.A	06/11/2017	
	NATIONAL SECURITIES S.A	01/01/2017	
	PIRAEUS SECURITIES S.A.	28/09/2013	
EUROPEAN RELIANCE INSUR. (CR)	EUROBANK EQUITIES INVESTMENT FIRM S.A	08/07/2019	Main Market
	PANTELAKIS SECURITIES S.A.	15/07/2019	
EYDAP S.A. (CR)	EUROBANK EQUITIES INVESTMENT FIRM S.A	10/06/2019	Main Market

List of Stocks under Market Making operations

Securities	Market Maker	Start Market Making	Stock Category
FOURLIS (CR)			Main Market
	EUROBANK EQUITIES INVESTMENT FIRM S.A	01/12/2016	
	EUROXX SECURITIES S.A.	01/12/2016	
	PIRAEUS SECURITIES S.A.	06/03/2017	
GEK TERNA (CR)			Main Market
	HELLENIC-AMERICAN SECURITIES S.A.	07/09/2015	
	PIRAEUS SECURITIES S.A.	29/08/2019	
GR. SARANTIS S.A. (CR)			Main Market
	BETA SECURITIES S.A.	14/05/2013	
	EUROBANK EQUITIES INVESTMENT FIRM S.A	24/10/2016	
HELLENIC EXCHANGES-A.S.E. (CR)			Main Market
	NATIONAL SECURITIES S.A	25/06/2013	
	PIRAEUS SECURITIES S.A.	04/05/2015	
HELLENIC PETROLEUM (CR)			Main Market
	HELLENIC-AMERICAN SECURITIES S.A.	14/09/2015	
	PIRAEUS SECURITIES S.A.	20/03/2017	
IKTINOS HELLAS SA (CR)			Main Market
	ALPHA FINANCE INVESTMENT SERVICES S.A.	01/04/2019	
	EUROBANK EQUITIES INVESTMENT FIRM S.A	25/02/2019	
	NATIONAL SECURITIES S.A	24/07/2019	
INTERCONTINENTAL (CR)			Main Market
	LEON DEPOLAS SECURITIES S.A.	03/06/2019	
INTRACOM HOLDINGS (CR)			Main Market
	LEON DEPOLAS SECURITIES S.A.	08/10/2018	
INTRALOT (CR)			Main Market
	EUROBANK EQUITIES INVESTMENT FIRM S.A	18/12/2017	
	EUROXX SECURITIES S.A.	12/06/2017	
	HELLENIC-AMERICAN SECURITIES S.A.	30/05/2018	
	PANTELAKIS SECURITIES S.A.	07/05/2018	
	PIRAEUS SECURITIES S.A.	28/09/2013	
JUMBO SA (CR)			Main Market
	MERIT SECURITIES S.A	06/11/2017	
	PIRAEUS SECURITIES S.A.	06/03/2017	
KARAMOLEGOS SA (CR)			Main Market
	EUROXX SECURITIES S.A.	04/10/2019	
KLOUKINAS - LAPPAS SA (CR)			Main Market
	BETA SECURITIES S.A.	22/09/2014	
KRI-KRI S.A. (CR)			Main Market
	EUROBANK EQUITIES INVESTMENT FIRM S.A	07/05/2018	
	LEON DEPOLAS SECURITIES S.A.	16/01/2017	
LAMDA DEVELOPMENT SA (CR)			Main Market
	EUROBANK EQUITIES INVESTMENT FIRM S.A	08/12/2014	
	PANTELAKIS SECURITIES S.A.	06/11/2017	
	PIRAEUS SECURITIES S.A.	29/06/2017	
LAMPSA HOTEL SA (CR)			Main Market
	LEON DEPOLAS SECURITIES S.A.	16/01/2017	
MARFIN INVESTMENT GROUP (CR)			Main Market
	PIRAEUS SECURITIES S.A.	02/02/2013	
MLS MULTIMEDIA SA (CR)			Main Market
	PIRAEUS SECURITIES S.A.	01/08/2019	
MOTOR OIL (CR)			Main Market
	HELLENIC-AMERICAN SECURITIES S.A.	01/09/2014	
	LEON DEPOLAS SECURITIES S.A.	01/04/2019	
	MERIT SECURITIES S.A	25/02/2019	
	NATIONAL SECURITIES S.A	17/02/2014	
	PIRAEUS SECURITIES S.A.	04/05/2015	
MYTILINEOS (CR)			Main Market
	ALPHA FINANCE INVESTMENT SERVICES S.A.	15/04/2019	
	EUROBANK EQUITIES INVESTMENT FIRM S.A	20/09/2017	
	MERIT SECURITIES S.A	25/02/2019	
	NATIONAL SECURITIES S.A	25/06/2013	
	PIRAEUS SECURITIES S.A.	04/05/2015	

List of Stocks under Market Making operations

Securities	Stock Category
Market Maker	Start Market Making
NATIONAL BANK (CR)	Main Market
ALPHA FINANCE INVESTMENT SERVICES S.A.	08/01/2013
EUROBANK EQUITIES INVESTMENT FIRM S.A	24/10/2012
HELLENIC-AMERICAN SECURITIES S.A.	25/07/2014
LEON DEPOLAS SECURITIES S.A.	20/04/2015
MERIT SECURITIES S.A	03/09/2013
NATIONAL SECURITIES S.A	28/02/2013
PIRAEUS SECURITIES S.A.	08/09/2013
OPAP (CR)	Main Market
ALPHA FINANCE INVESTMENT SERVICES S.A.	08/01/2013
EUROBANK EQUITIES INVESTMENT FIRM S.A	24/10/2012
HELLENIC-AMERICAN SECURITIES S.A.	25/07/2014
MERIT SECURITIES S.A	20/03/2017
NATIONAL SECURITIES S.A	15/01/2013
PIRAEUS SECURITIES S.A.	04/05/2015
OTE (CR)	Main Market
ALPHA FINANCE INVESTMENT SERVICES S.A.	08/01/2013
EUROBANK EQUITIES INVESTMENT FIRM S.A	24/10/2012
HELLENIC-AMERICAN SECURITIES S.A.	25/07/2014
LEON DEPOLAS SECURITIES S.A.	01/04/2019
MERIT SECURITIES S.A	20/03/2017
NATIONAL SECURITIES S.A	01/12/2012
PIRAEUS SECURITIES S.A.	08/09/2013
P.P.A. S.A. (CR)	Main Market
EUROBANK EQUITIES INVESTMENT FIRM S.A	06/02/2019
PAPOUTSANIS (CR)	Main Market
ALPHA FINANCE INVESTMENT SERVICES S.A.	19/11/2018
BETA SECURITIES S.A.	25/11/2013
PETROPOULOS PETROS (CR)	Main Market
EUROBANK EQUITIES INVESTMENT FIRM S.A	01/04/2019
PIRAEUS BANK (CR)	Main Market
ALPHA FINANCE INVESTMENT SERVICES S.A.	15/04/2019
EUROBANK EQUITIES INVESTMENT FIRM S.A	23/10/2012
EUROXX SECURITIES S.A.	15/02/2016
HELLENIC-AMERICAN SECURITIES S.A.	14/01/2019
MERIT SECURITIES S.A	16/09/2013
NATIONAL SECURITIES S.A	02/06/2013
PIRAEUS SECURITIES S.A.	16/02/2013
PLAISIO COMPUTERS SA (CR)	Main Market
BETA SECURITIES S.A.	05/05/2014
EUROBANK EQUITIES INVESTMENT FIRM S.A	02/03/2015
PPC (CR)	Main Market
ALPHA FINANCE INVESTMENT SERVICES S.A.	08/01/2013
ALPHA FINANCE INVESTMENT SERVICES S.A.	23/07/2018
EUROBANK EQUITIES INVESTMENT FIRM S.A	23/10/2012
MERIT SECURITIES S.A	06/11/2017
NATIONAL SECURITIES S.A	26/03/2013
PIRAEUS SECURITIES S.A.	28/09/2013
PROFILE SA (CR)	Main Market
PANTELAKIS SECURITIES S.A.	01/07/2019
QUALITY & RELIABILITY SA (CR)	Main Market
BETA SECURITIES S.A.	20/08/2014
QUEST HOLDINGS (CR)	Main Market
BETA SECURITIES S.A.	26/03/2018
EUROBANK EQUITIES INVESTMENT FIRM S.A	28/01/2019
SPIROY AGRICULTURE SA (CR)	Main Market
EUROBANK EQUITIES INVESTMENT FIRM S.A	02/09/2019
TERNA ENERGY (CR)	Main Market
PANTELAKIS SECURITIES S.A.	09/12/2019
THRACE PLASTICS SA (CR)	Main Market
ALPHA FINANCE INVESTMENT SERVICES S.A.	26/03/2018
EUROBANK EQUITIES INVESTMENT FIRM S.A	26/03/2018
TITAN CEMENT (CB)	Main Market
EUROBANK EQUITIES INVESTMENT FIRM S.A	07/11/2019
VIOHALCO SA/IV (CB)	Main Market
ALPHA FINANCE INVESTMENT SERVICES S.A.	17/02/2014
EUROBANK EQUITIES INVESTMENT FIRM S.A	01/01/2017
MERIT SECURITIES S.A	17/03/2014

Underlying Asset				Derivatives Market													
Price max	Price min	Closing price	change	Delivery Month	Open price	Price max	Price min	Last price	Closing price	Last Bid	Last Ask	Fixing price*	Life high	Life low	Trades	Volume	Open Interest
FTSE/Athex Large Cap																	
2,195.35	2,170.23	2,174.61	-0.93%	December 2019	2,200.00	2,200.00	2,167.00	2,172.25	2,172.25	---	---		2,279.00	---	260	1,317	10,059
				January 2020	2,188.00	2,188.75	2,170.00	2,175.00	2,175.00	---	---		2,279.25	---	48	155	483
				February 2020	---	---	---	---	2,204.50	---	---		---	---	---	---	---
				March 2020	---	---	---	---	2,208.00	---	---		---	---	---	---	---
				June 2020	---	---	---	---	2,219.00	---	---		---	---	---	---	---
				September 2020	---	---	---	---	2,230.00	---	---		---	---	---	---	---

(Trade Unit: 1 Index Point x 2E, Cash Settlement)

Derivatives notes

Fixing prices and final open positions can be retrieved from the following path <http://www.helex.gr/el/web/guest/statistics-end-of-day-derivatives>

Underlying Asset				Derivatives Market													
Price max	Price min	Closing price	change	Delivery Month	Open price	Price max	Price min	Last price	Closing price	Last Bid	Last Ask	Fixing price*	Life high	Life low	Trades	Volume	Open Interest
ADMIE (IPTO) HOLDING S.A. (CR)				(Contract Size: 100 Securities, Physical Delivery)													
2.14	2.085	2.13	-0.47%	December 2019	2.12	2.12	2.09	2.11	2.11	---	---	---	2.25	---	54	363	6,959
				March 2020	2.13	2.13	2.10	2.10	2.10	---	---	---	2.16	---	4	5	2
				June 2020	---	---	---	---	2.16	---	---	---	---	---	---	---	---
				September 2020	---	---	---	---	2.17	---	---	---	---	---	---	---	---
ALPHA BANK (CR)				(Contract Size: 100 Securities, Physical Delivery)													
1.812	1.763	1.772	-2.26%	December 2019	1.81	1.81	1.77	1.77	1.77	---	---	---	1.99	---	259	5,131	57,508
				March 2020	1.83	1.83	1.78	1.78	1.78	---	---	---	1.91	---	67	1,932	494
				June 2020	---	---	---	---	1.83	---	---	---	---	---	---	---	---
				September 2020	---	---	---	---	1.84	---	---	---	---	---	---	---	---
ATTICA BANK S.A. (CR)				(Contract Size: 100 Securities, Physical Delivery)													
0.4	0.386	0.3925	-1.51%	December 2019	0.395	0.395	0.390	0.390	0.390	---	---	---	0.468	---	5	12	7,475
				March 2020	---	---	---	---	0.401	---	---	---	---	---	---	---	---
				June 2020	---	---	---	---	0.403	---	---	---	---	---	---	---	---
				September 2020	---	---	---	---	0.405	---	---	---	---	---	---	---	---
CC HBC AG (CR)				(Contract Size: 100 Securities, Physical Delivery)													
29.6	29.42	29.53	0.27%	December 2019	29.42	29.50	29.42	29.50	29.50	---	---	---	31.38	---	4	4	377
				March 2020	---	---	---	---	29.62	---	---	---	---	---	---	---	---
				June 2020	---	---	---	---	29.77	---	---	---	---	---	---	---	---
				September 2020	---	---	---	---	29.92	---	---	---	---	---	---	---	---
CENERGY HOLDINGS (CB)				(Contract Size: 100 Securities, Physical Delivery)													
1.278	1.26	1.27	-0.78%	December 2019	1.27	1.27	1.27	1.27	1.27	---	---	---	1.46	---	2	15	7,457
				March 2020	---	---	---	---	1.29	---	---	---	1.31	---	---	---	184
				June 2020	---	---	---	---	1.29	---	---	---	---	---	---	---	---
				September 2020	---	---	---	---	1.30	---	---	---	---	---	---	---	---
ELLAKTOR (CR)				(Contract Size: 100 Securities, Physical Delivery)													
1.592	1.55	1.56	-0.64%	December 2019	1.58	1.59	1.55	1.56	1.56	---	---	---	2.27	---	154	1,431	21,850
				March 2020	1.61	1.61	1.57	1.58	1.58	---	---	---	1.76	---	41	359	940
				June 2020	---	---	---	---	1.59	---	---	---	---	---	---	---	---
				September 2020	---	---	---	---	1.60	---	---	---	---	---	---	---	---
EUROBANK ERGASIAS (CR)				(Contract Size: 100 Securities, Physical Delivery)													
0.8775	0.852	0.853	-2.40%	December 2019	0.870	0.873	0.852	0.852	0.852	---	---	---	0.994	---	129	3,691	37,215
				March 2020	0.875	0.875	0.860	0.860	0.860	---	---	---	0.925	---	10	221	1,855
				June 2020	---	---	---	---	0.884	---	---	---	---	---	---	---	---
				September 2020	---	---	---	---	0.888	---	---	---	---	---	---	---	---

Derivatives notes

Fixing prices and final open positions can be retrieved from the following path <http://www.helex.gr/el/web/guest/statistics-end-of-day-derivatives>

Underlying Asset				Derivatives Market													
Price max	Price min	Closing price	change	Delivery Month	Open price	Price max	Price min	Last price	Closing price	Last Bid	Last Ask	Fixing price*	Life high	Life low	Trades	Volume	Open Interest
EYDAP S.A. (CR)				(Contract Size: 100 Securities, Physical Delivery)													
7.32	7.17	7.32	0.83%	December 2019	7.21	7.27	7.21	7.27	7.27	---	---	---	8.18	---	3	5	448
				March 2020	---	---	---	---	7.30	---	---	---	---	---	---	---	---
				June 2020	---	---	---	---	7.34	---	---	---	---	---	---	---	---
				September 2020	---	---	---	---	7.38	---	---	---	---	---	---	---	---
FOURLIS (CR)				(Contract Size: 100 Securities, Physical Delivery)													
5.5	5.39	5.4	-2.35%	December 2019	---	---	---	---	5.53	---	---	---	5.60	---	---	---	142
				March 2020	---	---	---	---	5.56	---	---	---	---	---	---	---	---
				June 2020	---	---	---	---	5.59	---	---	---	---	---	---	---	---
				September 2020	---	---	---	---	5.62	---	---	---	---	---	---	---	---
GEK TERNA (CR)				(Contract Size: 100 Securities, Physical Delivery)													
6.93	6.6	6.64	-3.77%	December 2019	6.93	6.93	6.66	6.73	6.73	---	---	---	7.17	---	45	210	10,778
				March 2020	6.65	6.65	6.65	6.65	6.65	---	---	---	6.65	---	1	15	---
				June 2020	---	---	---	---	6.98	---	---	---	---	---	---	---	---
				September 2020	---	---	---	---	7.01	---	---	---	---	---	---	---	---
HELLENIC EXCHANGES-A.S.E. (CR)				(Contract Size: 102 Securities, Physical Delivery)													
4.475	4.39	4.455	0.56%	December 2019	4.46	4.46	4.40	4.40	4.40	---	---	---	4.90	---	18	38	2,671
				March 2020	---	---	---	---	4.46	---	---	---	4.56	---	---	---	6
				June 2020	---	---	---	---	4.48	---	---	---	---	---	---	---	---
				September 2020	---	---	---	---	4.50	---	---	---	---	---	---	---	---
HELLENIC PETROLEUM (CR)				(Contract Size: 100 Securities, Physical Delivery)													
8.31	8.14	8.2	-1.32%	December 2019	8.26	8.29	8.14	8.14	8.14	---	---	---	9.40	---	23	62	1,924
				March 2020	8.10	8.27	8.08	8.10	8.10	---	---	---	8.49	---	7	26	144
				June 2020	---	---	---	---	8.40	---	---	---	---	---	---	---	---
				September 2020	---	---	---	---	8.44	---	---	---	---	---	---	---	---
INTRACOM HOLDINGS (CR)				(Contract Size: 100 Securities, Physical Delivery)													
0.798	0.775	0.787	-2.96%	December 2019	0.790	0.790	0.780	0.790	0.790	---	---	---	1.08	---	8	45	2,566
				March 2020	0.803	0.803	0.781	0.790	0.790	---	---	---	1.01	---	8	25	1,057
				June 2020	---	---	---	---	0.820	---	---	---	---	---	---	---	---
				September 2020	---	---	---	---	0.824	---	---	---	---	---	---	---	---
INTRALOT (CR)				(Contract Size: 100 Securities, Physical Delivery)													
0.367	0.354	0.3575	-2.46%	December 2019	0.364	0.364	0.350	0.354	0.354	---	---	---	0.522	---	48	428	6,463
				March 2020	---	---	---	---	0.369	---	---	---	0.380	---	---	---	10
				June 2020	---	---	---	---	0.370	---	---	---	---	---	---	---	---
				September 2020	---	---	---	---	0.372	---	---	---	---	---	---	---	---

Derivatives notes

Fixing prices and final open positions can be retrieved from the following path <http://www.helex.gr/el/web/guest/statistics-end-of-day-derivatives>

Underlying Asset				Derivatives Market													
Price max	Price min	Closing price	change	Delivery Month	Open price	Price max	Price min	Last price	Closing price	Last Bid	Last Ask	Fixing price*	Life high	Life low	Trades	Volume	Open Interest
JUMBO SA (CR)				(Contract Size: 100 Securities, Physical Delivery)													
17.98	17.62	17.82	-0.94%	December 2019	17.86	17.91	17.65	17.82	17.82	---	---	---	18.83	---	13	31	1,066
				March 2020	---	---	---	---	18.09	---	---	---	17.90	---	---	---	1
				June 2020	---	---	---	---	18.19	---	---	---	---	---	---	---	---
				September 2020	---	---	---	---	18.28	---	---	---	---	---	---	---	---
LAMDA DEVELOPMENT SA (CR)				(Contract Size: 106 Securities, Physical Delivery)													
7.38	7.25	7.32	0.97%	December 2019	7.27	7.34	7.23	7.34	7.34	---	---	---	7.34	7.05	24	80	1,464
				March 2020	7.22	7.30	7.22	7.25	7.25	---	---	---	7.30	7.00	32	114	734
				June 2020	---	---	---	---	7.33	---	---	---	---	---	---	---	---
				September 2020	---	---	---	---	7.37	---	---	---	---	---	---	---	---
MARFIN INVESTMENT GROUP (CR)				(Contract Size: 100 Securities, Physical Delivery)													
0.0881	0.0834	0.085	-3.41%	December 2019	0.087	0.087	0.084	0.086	0.086	---	---	---	0.160	---	91	3,838	67,371
				March 2020	0.088	0.090	0.086	0.089	0.089	---	---	---	0.110	---	26	202	10,128
				June 2020	---	---	---	---	0.089	---	---	---	---	---	---	---	---
				September 2020	---	---	---	---	0.089	---	---	---	---	---	---	---	---
MOTOR OIL (CR)				(Contract Size: 100 Securities, Physical Delivery)													
20.68	20.28	20.4	0.30%	December 2019	20.15	20.15	20.15	20.15	20.15	---	---	---	22.30	---	1	2	697
				March 2020	---	---	---	---	20.46	---	---	---	20.50	---	---	---	7
				June 2020	---	---	---	---	20.56	---	---	---	---	---	---	---	---
				September 2020	---	---	---	---	20.66	---	---	---	---	---	---	---	---
MYTILINEOS (CR)				(Contract Size: 100 Securities, Physical Delivery)													
9.6	9.34	9.47	-1.61%	December 2019	9.59	9.59	9.34	9.48	9.48	---	---	---	10.34	---	144	760	13,394
				March 2020	9.52	9.58	9.46	9.58	9.58	---	---	---	9.99	---	29	106	232
				June 2020	---	---	---	---	9.73	---	---	---	---	---	---	---	---
				September 2020	---	---	---	---	9.78	---	---	---	---	---	---	---	---
NATIONAL BANK (CR)				(Contract Size: 100 Securities, Physical Delivery)													
2.899	2.804	2.811	-2.40%	December 2019	2.86	2.88	2.80	2.81	2.81	---	---	---	3.16	---	384	5,784	39,710
				March 2020	2.85	2.85	2.81	2.82	2.82	---	---	---	3.10	---	28	368	443
				June 2020	---	---	---	---	2.91	---	---	---	---	---	---	---	---
				September 2020	---	---	---	---	2.93	---	---	---	---	---	---	---	---
OPAP (CR)				(Contract Size: 100 Securities, Physical Delivery)													
10.99	10.87	10.93	-0.64%	December 2019	10.94	11.00	10.88	10.96	10.96	---	---	---	11.19	---	52	196	5,552
				March 2020	10.80	10.80	10.79	10.80	10.80	---	---	---	10.89	---	5	10	22
				June 2020	---	---	---	---	11.12	---	---	---	---	---	---	---	---
				September 2020	---	---	---	---	11.18	---	---	---	---	---	---	---	---

Derivatives notes

Fixing prices and final open positions can be retrieved from the following path <http://www.helex.gr/el/web/guest/statistics-end-of-day-derivatives>

Underlying Asset				Derivatives Market													
Price max	Price min	Closing price	change	Delivery Month	Open price	Price max	Price min	Last price	Closing price	Last Bid	Last Ask	Fixing price*	Life high	Life low	Trades	Volume	Open Interest
OTE (CR)																	
(Contract Size: 100 Securities, Physical Delivery)																	
13.39	13.16	13.31	0.23%	December 2019	13.34	13.38	13.18	13.38	13.38	---	---	---	13.97	---	42	198	2,155
				March 2020	13.30	13.30	13.30	13.30	13.30	---	---	---	13.80	---	2	4	6
				June 2020	---	---	---	---	13.42	---	---	---	---	---	---	---	---
				September 2020	---	---	---	---	13.49	---	---	---	---	---	---	---	---
P.P.A. S.A. (CR)																	
(Contract Size: 100 Securities, Physical Delivery)																	
22.05	21.7	21.95	-1.13%	December 2019	22.10	22.10	21.66	21.66	21.66	---	---	---	24.17	---	4	98	500
				March 2020	22.30	22.30	22.30	22.30	22.30	---	---	---	22.80	---	1	94	229
				June 2020	---	---	---	---	22.44	---	---	---	---	---	---	---	---
				September 2020	---	---	---	---	22.55	---	---	---	---	---	---	---	---
PIRAEUS BANK (CR)																	
(Contract Size: 100 Securities, Physical Delivery)																	
2.986	2.89	2.912	-2.48%	December 2019	2.96	2.97	2.90	2.91	2.91	---	---	---	3.21	---	199	3,520	27,557
				March 2020	2.96	2.98	2.93	2.93	2.93	---	---	---	3.16	---	13	165	976
				June 2020	---	---	---	---	3.02	---	---	---	---	---	---	---	---
				September 2020	---	---	---	---	3.03	---	---	---	---	---	---	---	---
PPC (CR)																	
(Contract Size: 100 Securities, Physical Delivery)																	
3.278	3.186	3.244	-1.04%	December 2019	3.29	3.29	3.20	3.25	3.25	---	---	---	3.39	---	143	1,055	16,556
				March 2020	3.27	3.27	3.24	3.24	3.24	---	---	---	3.43	---	4	13	64
				June 2020	---	---	---	---	3.31	---	---	---	---	---	---	---	---
				September 2020	---	---	---	---	3.33	---	---	---	---	---	---	---	---
TERNA ENERGY (CR)																	
(Contract Size: 100 Securities, Physical Delivery)																	
7.3	7.14	7.23	0.00%	December 2019	7.23	7.24	7.14	7.22	7.22	---	---	---	8.17	---	34	130	4,753
				March 2020	---	---	---	---	7.27	---	---	---	7.34	---	---	---	3
				June 2020	---	---	---	---	7.31	---	---	---	---	---	---	---	---
				September 2020	---	---	---	---	7.35	---	---	---	---	---	---	---	---
TITAN CEMENT (CB)																	
(Contract Size: 100 Securities, Physical Delivery)																	
18.58	18.14	18.14	-1.95%	December 2019	18.39	18.39	18.39	18.39	18.39	---	---	---	19.04	---	1	1	69
				March 2020	---	---	---	---	18.61	---	---	---	18.20	---	---	---	1
				June 2020	---	---	---	---	18.70	---	---	---	---	---	---	---	---
				September 2020	---	---	---	---	18.79	---	---	---	---	---	---	---	---
VIOHALCO SA/NV (CB)																	
(Contract Size: 100 Securities, Physical Delivery)																	
3.54	3.465	3.47	-2.67%	December 2019	3.52	3.52	3.46	3.46	3.46	---	---	---	4.23	---	30	148	6,616
				March 2020	---	---	---	---	3.59	---	---	---	3.57	---	---	---	1
				June 2020	---	---	---	---	3.60	---	---	---	---	---	---	---	---
				September 2020	---	---	---	---	3.62	---	---	---	---	---	---	---	---

Derivatives notes

Fixing prices and final open positions can be retrieved from the following path <http://www.helex.gr/el/web/guest/statistics-end-of-day-derivatives>

FTSE/Athex Large Cap

(Trade Unit: 1 Index Point x 2€ - Exercise Style: European, Cash Settlement)

Call Options															Put Options																										
December 2019							January 2020							Other Months		December 2019							January 2020							Other Months		Exercise Price									
Open price	Price max	Price min	Last price	Closing price	Volume	Open Interest	Open price	Price max	Price min	Last price	Closing price	Volume	Open Interest	Volume	Open Interest	Open price	Price max	Price min	Last price	Closing price	Volume	Open Interest	Open price	Price max	Price min	Last price	Closing price	Volume	Open Interest	Volume	Open Interest										
1,450	0.00	0.00	0.00	-	750.00	-	-	-	-	-	-	-	-	-	-	0.00	0.00	0.00	-	0.01	-	-	-	-	-	-	-	-	-	-	-	1,450									
1,475	0.00	0.00	0.00	-	725.00	-	-	-	-	-	-	-	-	-	-	0.00	0.00	0.00	-	0.01	-	-	-	-	-	-	-	-	-	-	-	1,475									
1,500	0.00	0.00	0.00	-	700.00	-	-	-	-	-	-	-	-	-	-	0.00	0.00	0.00	-	0.01	-	-	-	-	-	-	-	-	-	-	-	1,500									
1,525	0.00	0.00	0.00	-	675.00	-	-	-	-	-	-	-	-	-	-	0.00	0.00	0.00	-	0.01	-	-	-	-	-	-	-	-	-	-	-	1,525									
1,550	0.00	0.00	0.00	-	650.00	-	-	-	-	-	-	-	-	-	-	0.00	0.00	0.00	-	0.01	-	-	-	-	-	-	-	-	-	-	-	1,550									
1,575	0.00	0.00	0.00	-	625.00	-	-	-	-	-	-	-	-	-	-	0.00	0.00	0.00	-	0.01	-	-	-	-	-	-	-	-	-	-	-	1,575									
1,600	0.00	0.00	0.00	-	600.00	-	-	-	-	-	-	-	-	-	-	0.00	0.00	0.00	-	0.01	-	-	-	-	-	-	-	-	-	-	-	1,600									
1,625	0.00	0.00	0.00	-	575.00	-	-	-	-	-	-	-	-	-	-	0.00	0.00	0.00	-	0.01	-	-	-	-	-	-	-	-	-	-	-	1,625									
1,650	0.00	0.00	0.00	-	550.00	-	-	-	-	-	-	-	-	-	-	0.00	0.00	0.00	-	0.01	-	-	-	-	-	-	-	-	-	-	-	1,650									
1,675	0.00	0.00	0.00	-	525.00	-	-	-	-	-	-	-	-	-	-	0.00	0.00	0.00	-	0.01	-	-	-	-	-	-	-	-	-	-	-	1,675									
1,700	0.00	0.00	0.00	-	500.00	-	-	-	-	-	-	-	-	-	-	0.00	0.00	0.00	-	0.01	-	-	-	-	-	-	-	-	-	-	-	1,700									
1,725	0.00	0.00	0.00	-	475.00	-	-	-	-	-	-	-	-	-	-	0.00	0.00	0.00	-	0.01	-	-	-	-	-	-	-	-	-	-	-	1,725									
1,750	0.00	0.00	0.00	-	450.00	-	-	-	-	-	-	-	-	-	-	0.00	0.00	0.00	-	0.01	-	-	-	-	-	-	-	-	-	-	-	1,750									
1,775	0.00	0.00	0.00	-	425.00	-	-	-	-	-	-	-	-	-	-	0.00	0.00	0.00	-	0.03	-	-	-	-	-	-	-	-	-	-	-	1,775									
1,800	0.00	0.00	0.00	-	400.00	-	-	-	-	-	-	-	-	-	-	0.00	0.00	0.00	-	0.01	-	-	-	-	-	-	-	-	-	-	-	1,800									
1,825	0.00	0.00	0.00	-	375.00	-	-	-	-	-	-	-	-	-	-	0.00	0.00	0.00	-	0.02	-	-	-	-	-	-	-	-	-	-	-	1,825									
1,850	0.00	0.00	0.00	-	350.00	-	-	-	-	-	-	-	-	-	-	0.00	0.00	0.00	-	0.01	-	-	-	-	-	-	-	-	-	-	-	1,850									
1,875	0.00	0.00	0.00	-	325.00	-	-	-	-	-	-	-	-	-	-	0.00	0.00	0.00	-	0.02	-	-	-	-	-	-	-	-	-	-	-	1,875									
1,900	0.00	0.00	0.00	-	301.00	-	-	-	-	-	-	-	-	-	-	0.00	0.00	0.00	-	0.04	-	-	-	-	-	-	-	-	-	-	-	1,900									
1,925	0.00	0.00	0.00	-	276.00	-	-	0.00	0.00	0.00	-	277.00	-	-	0.00	0.00	0.00	-	0.01	-	-	0.00	0.00	0.00	-	0.43	-	-	-	-	1,925										
1,950	0.00	0.00	0.00	-	251.00	-	-	0.00	0.00	0.00	-	252.00	-	-	0.00	0.00	0.00	-	0.01	-	-	0.00	0.00	0.00	-	0.81	-	-	-	-	1,950										
1,975	0.00	0.00	0.00	-	226.00	-	-	0.00	0.00	0.00	-	228.00	-	-	0.00	0.00	0.00	-	0.02	-	-	0.00	0.00	0.00	-	1.50	-	-	-	-	1,975										
2,000	0.00	0.00	0.00	-	201.00	-	-	0.00	0.00	0.00	-	204.00	-	-	0.00	0.00	0.00	-	0.07	-	-	0.00	0.00	0.00	-	2.50	-	-	-	-	2,000										
2,050	0.00	0.00	0.00	-	151.00	-	-	0.00	0.00	0.00	-	158.00	-	-	0.00	0.00	0.00	-	0.58	-	165	0.00	0.00	0.00	-	6.60	-	-	-	-	2,050										
2,100	0.00	0.00	0.00	-	104.00	-	63	0.00	0.00	0.00	-	116.00	-	-	0.00	0.00	0.00	-	3.10	-	124	26.25	26.25	26.25	26.25	26.25	3	-	-	-	2,100										
2,150	32.75	32.75	32.75	32.75	32.75	1	11	0.00	0.00	0.00	-	80.50	-	161	16.50	32.75	16.50	20.00	20.00	24	565	0.00	0.00	0.00	-	28.75	-	145	-	-	2,150										
2,200	25.75	26.25	19.00	19.00	19.00	81	19	40.00	41.00	33.00	36.00	36.00	35	20	36.00	26.25	36.00	43.00	43.00	7	507	58.00	58.00	58.00	58.00	58.00	2	203	-	-	2,200										
2,250	6.00	6.00	6.00	6.00	6.00	2	298	20.00	20.00	20.00	20.00	20.00	5	10	72.00	6.00	72.00	81.00	81.00	7	64	0.00	0.00	0.00	-	79.00	-	60	-	-	2,250										
2,300	3.00	3.00	3.00	3.00	3.00	10	488	0.00	0.00	0.00	-	17.25	-	30	0.00	3.00	0.00	-	103.00	-	21	0.00	0.00	0.00	-	115.00	-	41	-	-	2,300										
2,350	0.00	0.00	0.00	-	0.94	-	3	0.00	0.00	0.00	-	8.70	-	60	0.00	0.00	0.00	-	150.00	-	20	0.00	0.00	0.00	-	157.00	-	30	-	-	2,350										
2,400	0.00	0.00	0.00	-	0.17	-	-	0.00	0.00	0.00	-	4.10	-	-	0.00	0.00	0.00	-	199.00	-	-	0.00	0.00	0.00	-	202.00	-	-	-	-	2,400										
2,450	0.00	0.00	0.00	-	0.02	-	-	0.00	0.00	0.00	-	1.80	-	-	0.00	0.00	0.00	-	249.00	-	-	0.00	0.00	0.00	-	249.00	-	-	-	-	2,450										
2,500	0.00	0.00	0.00	-	0.01	-	-	0.00	0.00	0.00	-	0.70	-	-	0.00	0.00	0.00	-	299.00	-	-	0.00	0.00	0.00	-	298.00	-	-	-	-	2,500										
Totals:						94	882							40	281	0	0							38	1,466							5	479	0	0						
Number of Trades:						9							10							0							10							2							0

ALPHA BANK (CR)

(Contract Size: 100 Securities, Exercise Style: American, Physical Delivery)

Call Options																Put Options																			
Exercise Price	December 2019						January 2020						Other Months		December 2019						January 2020						Other Months		Exercise Price						
	Open price	Price max	Price min	Last price	Closing price	Volume	Open Interest	Open price	Price max	Price min	Last price	Closing price	Volume	Open Interest	Volume	Open Interest	Open price	Price max	Price min	Last price	Closing price	Volume	Open Interest	Open price	Price max	Price min	Last price	Closing price		Volume	Open Interest	Volume	Open Interest		
0.600	0.000	0.000	0.000		1.21	-	-										0.000	0.000	0.000		0.001	-	-										0.006		
0.650	0.000	0.000	0.000		1.16	-	-										0.000	0.000	0.000		0.001	-	-										0.007		
0.700	0.000	0.000	0.000		1.11	-	-										0.000	0.000	0.000		0.001	-	-										0.007		
0.750	0.000	0.000	0.000		1.06	-	-										0.000	0.000	0.000		0.001	-	-										0.008		
0.800	0.000	0.000	0.000		1.01	-	-										0.000	0.000	0.000		0.001	-	-										0.008		
0.850	0.000	0.000	0.000		0.961	-	-										0.000	0.000	0.000		0.002	-	-										0.009		
0.900	0.000	0.000	0.000		0.911	-	-										0.000	0.000	0.000		0.003	-	-										0.009		
0.950	0.000	0.000	0.000		0.861	-	-										0.000	0.000	0.000		0.001	-	-										0.010		
1.000	0.000	0.000	0.000		0.811	-	-										0.000	0.000	0.000		0.001	-	-										0.010		
1.100	0.000	0.000	0.000		0.711	-	-										0.000	0.000	0.000		0.001	-	-										0.011		
1.200	0.000	0.000	0.000		0.611	-	-	0.000	0.000	0.000		0.613	-	-			0.000	0.000	0.000		0.001	-	-	0.000	0.000	0.000		0.003	-	-			0.012		
1.300	0.000	0.000	0.000		0.511	-	-	0.000	0.000	0.000		0.513	-	-			0.000	0.000	0.000		0.002	-	-	0.000	0.000	0.000		0.001	-	-			0.013		
1.400	0.000	0.000	0.000		0.411	-	-	0.000	0.000	0.000		0.415	-	-			0.000	0.000	0.000		0.001	-	-	0.000	0.000	0.000		0.002	-	-			0.014		
1.500	0.000	0.000	0.000		0.313	-	-	0.000	0.000	0.000		0.320	-	-			0.000	0.000	0.000		0.002	-	-	0.000	0.000	0.000		0.007	-	-			0.015		
1.600	0.000	0.000	0.000		0.220	-	-	0.000	0.000	0.000		0.234	-	-			0.000	0.000	0.000		0.008	-	-	0.000	0.000	0.000		0.020	-	-			0.016		
1.700	0.000	0.000	0.000		0.138	-	-	0.000	0.000	0.000		0.160	-	-			0.000	0.000	0.000		0.027	-	-	0.000	0.000	0.000		0.046	-	-			0.017		
1.800	0.000	0.000	0.000		0.077	-	35	0.000	0.000	0.000		0.102	-	-			0.000	0.000	0.000		0.065	-	-	0.000	0.000	0.000		0.088	-	-			0.018		
1.900	0.000	0.000	0.000		0.037	-	5	0.000	0.000	0.000		0.061	-	-			0.000	0.000	0.000		0.126	-	-	0.000	0.000	0.000		0.147	-	-			0.019		
2.000	0.000	0.000	0.000		0.015	-	-	0.000	0.000	0.000		0.034	-	-			0.000	0.000	0.000		0.204	-	-	0.000	0.000	0.000		0.220	-	-			0.020		
2.200	0.000	0.000	0.000		0.002	-	-	0.000	0.000	0.000		0.008	-	-			0.000	0.000	0.000		0.391	-	-	0.000	0.000	0.000		0.395	-	-			0.022		
2.400	0.000	0.000	0.000		0.002	-	-	0.000	0.000	0.000		0.002	-	-			0.000	0.000	0.000		0.590	-	-	0.000	0.000	0.000		0.590	-	-			0.024		
2.600	0.000	0.000	0.000		0.001	-	-	0.000	0.000	0.000		0.001	-	-			0.000	0.000	0.000		0.790	-	-	0.000	0.000	0.000		0.790	-	-			0.026		
2.800	0.000	0.000	0.000		0.001	-	-	0.000	0.000	0.000		0.001	-	-			0.000	0.000	0.000		0.990	-	-	0.000	0.000	0.000		0.990	-	-			0.028		
Totals:						0	40							0	0	0	0							0	0							0	10	0	0
Number of Trades:						0							0	0							0.00							0							0

NATIONAL BANK (CR)

(Contract Size: 100 Securities, Exercise Style: American, Physical Delivery)

Call Options														Put Options																			
December 2019							January 2020							Other Months		December 2019							January 2020							Other Months		Exercise Price	
Open price	Price max	Price min	Last price	Closing price	Volume	Open Interest	Open price	Price max	Price min	Last price	Closing price	Volume	Open Interest	Volume	Open Interest	Open price	Price max	Price min	Last price	Closing price	Volume	Open Interest	Open price	Price max	Price min	Last price	Closing price	Volume	Open Interest	Volume	Open Interest		
0.650	0.000	0.000	0.000	2.23	-	-										0.000	0.000	0.000	0.002	-	-											0.007	
0.700	0.000	0.000	0.000	2.18	-	-										0.000	0.000	0.000	0.001	-	-											0.007	
0.750	0.000	0.000	0.000	2.13	-	-										0.000	0.000	0.000	0.001	-	-											0.008	
0.800	0.000	0.000	0.000	2.08	-	-										0.000	0.000	0.000	0.001	-	-											0.008	
0.850	0.000	0.000	0.000	2.03	-	-										0.000	0.000	0.000	0.001	-	-											0.009	
0.900	0.000	0.000	0.000	1.98	-	-										0.000	0.000	0.000	0.001	-	-											0.009	
0.950	0.000	0.000	0.000	1.93	-	-										0.000	0.000	0.000	0.001	-	-											0.010	
1.000	0.000	0.000	0.000	1.88	-	-										0.000	0.000	0.000	0.001	-	-											0.010	
1.100	0.000	0.000	0.000	1.78	-	-										0.000	0.000	0.000	0.001	-	-											0.011	
1.200	0.000	0.000	0.000	1.68	-	-										0.000	0.000	0.000	0.001	-	-											0.012	
1.300	0.000	0.000	0.000	1.58	-	-										0.000	0.000	0.000	0.002	-	-											0.013	
1.400	0.000	0.000	0.000	1.48	-	-										0.000	0.000	0.000	0.001	-	-											0.014	
1.500	0.000	0.000	0.000	1.38	-	-										0.000	0.000	0.000	0.001	-	-											0.015	
1.600	0.000	0.000	0.000	1.28	-	-										0.000	0.000	0.000	0.001	-	-											0.016	
1.700	0.000	0.000	0.000	1.18	-	-										0.000	0.000	0.000	0.001	-	-											0.017	
1.800	0.000	0.000	0.000	1.08	-	-										0.000	0.000	0.000	0.001	-	-											0.018	
1.900	0.000	0.000	0.000	0.981	-	-	0.000	0.000	0.000		0.985	-	-			0.000	0.000	0.000	0.001	-	-	0.000	0.000	0.000		0.001	-	-			0.019		
2.000	0.000	0.000	0.000	0.882	-	-	0.000	0.000	0.000		0.885	-	-			0.000	0.000	0.000	0.001	-	-	0.000	0.000	0.000		0.001	-	-			0.020		
2.200	0.000	0.000	0.000	0.682	-	-	0.000	0.000	0.000		0.690	-	-			0.000	0.000	0.000	0.002	-	-	0.000	0.000	0.000		0.005	-	-			0.022		
2.400	0.000	0.000	0.000	0.483	-	-	0.000	0.000	0.000		0.506	-	-			0.000	0.000	0.000	0.001	-	-	0.000	0.000	0.000		0.020	-	-			0.024		
2.600	0.000	0.000	0.000	0.294	-	-	0.000	0.000	0.000		0.345	-	60			0.000	0.000	0.000	0.012	-	550	0.000	0.000	0.000		0.059	-	-			0.026		
2.800	0.000	0.000	0.000	0.141	-	-	0.000	0.000	0.000		0.216	-	-			0.000	0.000	0.000	0.059	-	-	0.000	0.000	0.000		0.130	-	-			0.028		
3.000	0.000	0.000	0.000	0.050	-	-	0.000	0.000	0.000		0.123	-	-			0.000	0.000	0.000	0.168	-	-	0.000	0.000	0.000		0.237	-	-			0.030		
3.200	0.000	0.000	0.000	0.013	-	21	0.000	0.000	0.000		0.066	-	-			0.000	0.000	0.000	0.331	-	-	0.000	0.000	0.000		0.380	-	-			0.032		
3.400	0.000	0.000	0.000	0.002	-	-	0.000	0.000	0.000		0.032	-	-			0.000	0.000	0.000	0.521	-	-	0.000	0.000	0.000		0.546	-	-			0.034		
3.600	0.000	0.000	0.000	0.002	-	-	0.000	0.000	0.000		0.015	-	-			0.000	0.000	0.000	0.720	-	-	0.000	0.000	0.000		0.730	-	-			0.036		
3.800	0.000	0.000	0.000	0.001	-	-	0.000	0.000	0.000		0.006	-	-			0.000	0.000	0.000	0.920	-	-	0.000	0.000	0.000		0.922	-	-			0.038		
4.000	0.000	0.000	0.000	0.001	-	-	0.000	0.000	0.000		0.002	-	-			0.000	0.000	0.000	1.12	-	-	0.000	0.000	0.000		1.12	-	-			0.040		
4.400	0.000	0.000	0.000	0.001	-	-	0.000	0.000	0.000		0.001	-	-			0.000	0.000	0.000	1.52	-	-	0.000	0.000	0.000		1.52	-	-			0.044		
Totals:					0	21					0	60	0	0			0	550				0	0	0	0	0							
Number of Trades:					0						0		0				0.00						0				0						

OPAP (CR)

(Contract Size: 100 Securities, Exercise Style: American, Physical Delivery)

Exercise Price	Call Options														Put Options																		
	December 2019						January 2020						Other Months		December 2019						January 2020						Other Months		Exercise Price				
	Open price	Price max	Price min	Last price	Closing price	Volume	Open Interest	Open price	Price max	Price min	Last price	Closing price	Volume	Open Interest	Volume	Open Interest	Open price	Price max	Price min	Last price	Closing price	Volume	Open Interest	Open price	Price max	Price min	Last price	Closing price		Volume	Open Interest	Volume	Open Interest
5.600	0.000	0.000	0.000	5.40	-	-										0.000	0.000	0.000	0.008	-	-												
6.000	0.000	0.000	0.000	5.00	-	-										0.000	0.000	0.000	0.002	-	-												0.060
6.400	0.000	0.000	0.000	4.60	-	-										0.000	0.000	0.000	0.001	-	-												0.064
6.800	0.000	0.000	0.000	4.21	-	-										0.000	0.000	0.000	0.001	-	-												0.068
7.200	0.000	0.000	0.000	3.81	-	-										0.000	0.000	0.000	0.001	-	-												0.072
7.600	0.000	0.000	0.000	3.41	-	-	0.000	0.000	0.000		3.42	-	-			0.000	0.000	0.000	0.001	-	-	0.000	0.000	0.000		0.001	-	-				0.076	
8.000	0.000	0.000	0.000	3.01	-	-	0.000	0.000	0.000		3.02	-	-			0.000	0.000	0.000	0.001	-	-	0.000	0.000	0.000		0.001	-	-				0.080	
8.400	0.000	0.000	0.000	2.61	-	-	0.000	0.000	0.000		2.62	-	-			0.000	0.000	0.000	0.001	-	-	0.000	0.000	0.000		0.001	-	-				0.084	
8.800	0.000	0.000	0.000	2.21	-	-	0.000	0.000	0.000		2.22	-	-			0.000	0.000	0.000	0.001	-	-	0.000	0.000	0.000		0.003	-	-				0.088	
9.200	0.000	0.000	0.000	1.81	-	-	0.000	0.000	0.000		1.82	-	-			0.000	0.000	0.000	0.001	-	15	0.000	0.000	0.000		0.001	-	-				0.092	
9.600	0.000	0.000	0.000	1.41	-	5	0.000	0.000	0.000		1.43	-	-			0.000	0.000	0.000	0.001	-	3	0.000	0.000	0.000		0.005	-	-				0.096	
10.000	0.000	0.000	0.000	1.01	-	1	0.000	0.000	0.000		1.05	-	-			0.000	0.000	0.000	0.005	-	-	0.000	0.000	0.000		0.024	-	-				0.100	
11.000	0.000	0.000	0.000	0.222	-	-	0.000	0.000	0.000		0.311	-	20			0.000	0.000	0.000	0.214	-	-	0.000	0.000	0.000		0.288	-	-				0.110	
12.000	0.000	0.000	0.000	0.010	-	-	0.000	0.000	0.000		0.041	-	1			0.000	0.000	0.000	1.00	-	-	0.000	0.000	0.000		1.02	-	-				0.120	
13.000	0.000	0.000	0.000	0.001	-	-	0.000	0.000	0.000		0.002	-	-			0.000	0.000	0.000	2.00	-	-	0.000	0.000	0.000		2.00	-	-				0.130	
14.000	0.000	0.000	0.000	0.001	-	-	0.000	0.000	0.000		0.001	-	-			0.000	0.000	0.000	3.00	-	-	0.000	0.000	0.000		3.00	-	-				0.140	
15.000	0.000	0.000	0.000	0.001	-	-	0.000	0.000	0.000		0.001	-	-			0.000	0.000	0.000	4.00	-	-	0.000	0.000	0.000		4.00	-	-				0.150	
16.000	0.000	0.000	0.000	0.001	-	-	0.000	0.000	0.000		0.001	-	-			0.000	0.000	0.000	5.00	-	-	0.000	0.000	0.000		5.00	-	-				0.160	
Totals:					0	6						0	21	0	0					0	18					0	203	0	0				
Number of Trades:						0							0		0						0.00						0				0		

OTE (CR)

(Contract Size: 100 Securities, Exercise Style: American, Physical Delivery)

Exercise Price	Call Options														Put Options																		
	December 2019						January 2020						Other Months		December 2019						January 2020						Other Months		Exercise Price				
	Open price	Price max	Price min	Last price	Closing price	Volume	Open Interest	Open price	Price max	Price min	Last price	Closing price	Volume	Open Interest	Volume	Open Interest	Open price	Price max	Price min	Last price	Closing price	Volume	Open Interest	Open price	Price max	Price min	Last price	Closing price		Volume	Open Interest	Volume	Open Interest
7.600	0.000	0.000	0.000	5.69	-	-										0.000	0.000	0.000	0.004	-	-												
8.000	0.000	0.000	0.000	5.29	-	-										0.000	0.000	0.000	0.001	-	-												0.080
8.400	0.000	0.000	0.000	4.89	-	-										0.000	0.000	0.000	0.001	-	-												0.084
8.800	0.000	0.000	0.000	4.49	-	-										0.000	0.000	0.000	0.001	-	-												0.088
9.200	0.000	0.000	0.000	4.09	-	-	0.000	0.000	0.000		4.10	-	-			0.000	0.000	0.000	0.001	-	-	0.000	0.000	0.000		0.001	-	-				0.092	
9.600	0.000	0.000	0.000	3.69	-	-	0.000	0.000	0.000		3.70	-	-			0.000	0.000	0.000	0.001	-	-	0.000	0.000	0.000		0.001	-	-				0.096	
10.000	0.000	0.000	0.000	3.29	-	-	0.000	0.000	0.000		3.30	-	-			0.000	0.000	0.000	0.001	-	-	0.000	0.000	0.000		0.001	-	-				0.100	
11.000	0.000	0.000	0.000	2.29	-	-	0.000	0.000	0.000		2.31	-	-			0.000	0.000	0.000	0.001	-	-	0.000	0.000	0.000		0.003	-	-				0.110	
12.000	0.000	0.000	0.000	1.29	-	-	0.000	0.000	0.000		1.32	-	-			0.000	0.000	0.000	0.002	-	-	0.000	0.000	0.000		0.015	-	-				0.120	
13.000	0.000	0.000	0.000	0.408	-	-	0.000	0.000	0.000		0.502	-	-			0.000	0.000	0.000	0.119	-	71	0.000	0.000	0.000		0.193	-	-				0.130	
14.000	0.000	0.000	0.000	0.037	-	82	0.000	0.000	0.000		0.096	-	31			0.000	0.000	0.000	0.749	-	-	0.000	0.000	0.000		0.792	-	-				0.140	
15.000	0.000	0.000	0.000	0.001	-	40	0.000	0.000	0.000		0.008	-	-			0.000	0.000	0.000	1.72	-	-	0.000	0.000	0.000		1.72	-	-				0.150	
16.000	0.000	0.000	0.000	0.001	-	-	0.000	0.000	0.000		0.001	-	-			0.000	0.000	0.000	2.72	-	-	0.000	0.000	0.000		2.72	-	-				0.160	
17.000	0.000	0.000	0.000	0.001	-	-	0.000	0.000	0.000		0.001	-	-			0.000	0.000	0.000	3.72	-	-	0.000	0.000	0.000		3.72	-	-				0.170	
18.000	0.000	0.000	0.000	0.001	-	-	0.000	0.000	0.000		0.001	-	-			0.000	0.000	0.000	4.72	-	-	0.000	0.000	0.000		4.72	-	-				0.180	
19.000	0.000	0.000	0.000	0.001	-	-	0.000	0.000	0.000		0.001	-	-			0.000	0.000	0.000	5.72	-	-	0.000	0.000	0.000		5.72	-	-				0.190	
Totals:					0	122						0	31	0	0					0	71				0	21	0	0					
Number of Trades:						0							0		0					0.00						0				0			

PIRAEUS BANK (CR)

(Contract Size: 100 Securities, Exercise Style: American, Physical Delivery)

Exercise Price	Call Options														Put Options																	
	December 2019						January 2020						Other Months		December 2019						January 2020						Other Months		Exercise Price			
	Open price	Price max	Price min	Last price	Closing price	Volume	Open Interest	Open price	Price max	Price min	Last price	Closing price	Volume	Open Interest	Volume	Open Interest	Open price	Price max	Price min	Last price	Closing price	Volume	Open Interest	Open price	Price max	Price min	Last price	Closing price		Volume	Open Interest	Volume
0.300	0.000	0.000	0.000	2.69	-	-											0.000	0.000	0.000	0.001	-	-										
0.350	0.000	0.000	0.000	2.64	-	-											0.000	0.000	0.000	0.001	-	-										0.004
0.400	0.000	0.000	0.000	2.59	-	-											0.000	0.000	0.000	0.001	-	-										0.004
0.450	0.000	0.000	0.000	2.54	-	-											0.000	0.000	0.000	0.001	-	-										0.005
0.500	0.000	0.000	0.000	2.49	-	-											0.000	0.000	0.000	0.001	-	-										0.005
0.550	0.000	0.000	0.000	2.44	-	-											0.000	0.000	0.000	0.001	-	-										0.006
0.600	0.000	0.000	0.000	2.39	-	-											0.000	0.000	0.000	0.002	-	-										0.006
0.650	0.000	0.000	0.000	2.34	-	-											0.000	0.000	0.000	0.001	-	-										0.007
0.700	0.000	0.000	0.000	2.29	-	-											0.000	0.000	0.000	0.001	-	-										0.007
0.750	0.000	0.000	0.000	2.24	-	-											0.000	0.000	0.000	0.001	-	-										0.008
0.800	0.000	0.000	0.000	2.19	-	-											0.000	0.000	0.000	0.001	-	-										0.008
0.850	0.000	0.000	0.000	2.14	-	-											0.000	0.000	0.000	0.001	-	-										0.009
0.900	0.000	0.000	0.000	2.09	-	-											0.000	0.000	0.000	0.001	-	-										0.009
0.950	0.000	0.000	0.000	2.04	-	-											0.000	0.000	0.000	0.001	-	-										0.010
1.000	0.000	0.000	0.000	1.99	-	-											0.000	0.000	0.000	0.001	-	-										0.010
1.100	0.000	0.000	0.000	1.89	-	-											0.000	0.000	0.000	0.001	-	-										0.011
1.200	0.000	0.000	0.000	1.79	-	-											0.000	0.000	0.000	0.001	-	-										0.012
1.300	0.000	0.000	0.000	1.69	-	-											0.000	0.000	0.000	0.001	-	-										0.013
1.400	0.000	0.000	0.000	1.59	-	-											0.000	0.000	0.000	0.002	-	-										0.014
1.500	0.000	0.000	0.000	1.49	-	-											0.000	0.000	0.000	0.001	-	-										0.015
1.600	0.000	0.000	0.000	1.39	-	-											0.000	0.000	0.000	0.001	-	-										0.016
1.700	0.000	0.000	0.000	1.29	-	-											0.000	0.000	0.000	0.001	-	-										0.017
1.800	0.000	0.000	0.000	1.19	-	-											0.000	0.000	0.000	0.001	-	-										0.018
1.900	0.000	0.000	0.000	1.09	-	-	0.000	0.000	0.000		1.09	-	-				0.000	0.000	0.000	0.001	-	-	0.000	0.000	0.000		0.003	-	-			0.019
2.000	0.000	0.000	0.000	0.992	-	-	0.000	0.000	0.000		0.995	-	-				0.000	0.000	0.000	0.001	-	-	0.000	0.000	0.000		0.001	-	-			0.020
2.200	0.000	0.000	0.000	0.792	-	-	0.000	0.000	0.000		0.798	-	-				0.000	0.000	0.000	0.004	-	-	0.000	0.000	0.000		0.003	-	-			0.022
2.400	0.000	0.000	0.000	0.592	-	-	0.000	0.000	0.000		0.608	-	-				0.000	0.000	0.000	0.001	-	-	0.000	0.000	0.000		0.012	-	-			0.024
2.600	0.000	0.000	0.000	0.395	-	-	0.000	0.000	0.000		0.435	-	-				0.000	0.000	0.000	0.003	-	-	0.000	0.000	0.000		0.039	-	-			0.026
2.800	0.000	0.000	0.000	0.217	-	-	0.000	0.000	0.000		0.289	-	70				0.000	0.000	0.000	0.024	-	-	0.000	0.000	0.000		0.093	-	-			0.028
3.000	0.000	0.000	0.000	0.089	-	1	0.000	0.000	0.000		0.177	-	2				0.000	0.000	0.000	0.097	-	-	0.000	0.000	0.000		0.181	-	-			0.030
3.200	0.000	0.000	0.000	0.026	-	3	0.000	0.000	0.000		0.102	-	-				0.000	0.000	0.000	0.234	-	-	0.000	0.000	0.000		0.305	-	-			0.032
3.400	0.000	0.000	0.000	0.005	-	-	0.000	0.000	0.000		0.053	-	-				0.000	0.000	0.000	0.414	-	-	0.000	0.000	0.000		0.456	-	-			0.034
3.600	0.000	0.000	0.000	0.001	-	-	0.000	0.000	0.000		0.027	-	-				0.000	0.000	0.000	0.610	-	-	0.000	0.000	0.000		0.631	-	-			0.036
3.800	0.000	0.000	0.000	0.001	-	-	0.000	0.000	0.000		0.012	-	-				0.000	0.000	0.000	0.810	-	-	0.000	0.000	0.000		0.817	-	-			0.038
4.000	0.000	0.000	0.000	0.001	-	-	0.000	0.000	0.000		0.005	-	-				0.000	0.000	0.000	1.01	-	-	0.000	0.000	0.000		1.01	-	-			0.040
4.400	0.000	0.000	0.000	0.001	-	-	0.000	0.000	0.000		0.001	-	-				0.000	0.000	0.000	1.41	-	-	0.000	0.000	0.000		1.41	-	-			0.044

PIRAEUS BANK (CR)

(Contract Size: 100 Securities, Exercise Style: American, Physical Delivery)

	Call Options														Put Options																					
	December 2019						January 2020						Other Months		December 2019						January 2020						Other Months									
Exercise Price	Open price	Price max	Price min	Last price	Closing price	Volume	Open Interest	Open price	Price max	Price min	Last price	Closing price	Volume	Open Interest	Volume	Open Interest	Open price	Price max	Price min	Last price	Closing price	Volume	Open Interest	Open price	Price max	Price min	Last price	Closing price	Volume	Open Interest	Volume	Open Interest	Exercise Price			
Totals:						0	4							0	72	0	0							0	0							0	50	0	0	
Number of Trades:							0							0			0							0.00							0			0		

PPC (CR)

(Contract Size: 100 Securities, Exercise Style: American, Physical Delivery)

Exercise Price	Call Options														Put Options																	
	December 2019						January 2020						Other Months		December 2019						January 2020						Other Months		Exercise Price			
	Open price	Price max	Price min	Last price	Closing price	Volume	Open Interest	Open price	Price max	Price min	Last price	Closing price	Volume	Open Interest	Volume	Open Interest	Open price	Price max	Price min	Last price	Closing price	Volume	Open Interest	Open price	Price max	Price min	Last price	Closing price		Volume	Open Interest	Volume
0.900	0.000	0.000	0.000	2.38	-	-	-	-	-	-	-	-	-	-	-	-	0.000	0.000	0.000	0.001	-	-	-	-	-	-	-	-		-	-	-
0.950	0.000	0.000	0.000	2.33	-	-	-	-	-	-	-	-	-	-	-	-	0.000	0.000	0.000	0.001	-	-	-	-	-	-	-	-	-	-	-	0.010
1.000	0.000	0.000	0.000	2.28	-	-	-	-	-	-	-	-	-	-	-	-	0.000	0.000	0.000	0.001	-	-	-	-	-	-	-	-	-	-	-	0.010
1.100	0.000	0.000	0.000	2.18	-	-	-	-	-	-	-	-	-	-	-	-	0.000	0.000	0.000	0.001	-	-	-	-	-	-	-	-	-	-	-	0.011
1.200	0.000	0.000	0.000	2.08	-	-	-	-	-	-	-	-	-	-	-	-	0.000	0.000	0.000	0.001	-	-	-	-	-	-	-	-	-	-	-	0.012
1.300	0.000	0.000	0.000	1.98	-	-	-	-	-	-	-	-	-	-	-	-	0.000	0.000	0.000	0.001	-	-	-	-	-	-	-	-	-	-	-	0.013
1.400	0.000	0.000	0.000	1.88	-	-	-	-	-	-	-	-	-	-	-	-	0.000	0.000	0.000	0.001	-	-	-	-	-	-	-	-	-	-	-	0.014
1.500	0.000	0.000	0.000	1.78	-	-	-	-	-	-	-	-	-	-	-	-	0.000	0.000	0.000	0.001	-	-	-	-	-	-	-	-	-	-	-	0.015
1.600	0.000	0.000	0.000	1.68	-	-	-	-	-	-	-	-	-	-	-	-	0.000	0.000	0.000	0.001	-	-	-	-	-	-	-	-	-	-	-	0.016
1.700	0.000	0.000	0.000	1.58	-	-	-	-	-	-	-	-	-	-	-	-	0.000	0.000	0.000	0.001	-	-	-	-	-	-	-	-	-	-	-	0.017
1.800	0.000	0.000	0.000	1.48	-	-	-	-	-	-	-	-	-	-	-	-	0.000	0.000	0.000	0.001	-	-	-	-	-	-	-	-	-	-	-	0.018
1.900	0.000	0.000	0.000	1.38	-	-	-	-	-	-	-	-	-	-	-	-	0.000	0.000	0.000	0.001	-	-	-	-	-	-	-	-	-	-	-	0.019
2.000	0.000	0.000	0.000	1.28	-	-	0.000	0.000	0.000	1.28	-	-	-	-	-	-	0.000	0.000	0.000	0.001	-	-	0.000	0.000	0.000	0.001	-	-	-	-	-	0.020
2.200	0.000	0.000	0.000	1.08	-	-	0.000	0.000	0.000	1.09	-	-	-	-	-	-	0.000	0.000	0.000	0.001	-	-	0.000	0.000	0.000	0.001	-	-	-	-	-	0.022
2.400	0.000	0.000	0.000	0.882	-	-	0.000	0.000	0.000	0.888	-	-	-	-	-	-	0.000	0.000	0.000	0.001	-	-	0.000	0.000	0.000	0.003	-	-	-	-	-	0.024
2.600	0.000	0.000	0.000	0.682	-	-	0.000	0.000	0.000	0.697	-	-	-	-	-	-	0.000	0.000	0.000	0.001	-	-	0.000	0.000	0.000	0.011	-	-	-	-	-	0.026
2.800	0.000	0.000	0.000	0.485	-	-	0.000	0.000	0.000	0.520	-	-	-	-	-	-	0.000	0.000	0.000	0.003	-	11	0.000	0.000	0.000	0.033	-	-	-	-	-	0.028
3.000	0.000	0.000	0.000	0.300	-	11	0.000	0.000	0.000	0.365	-	-	-	-	-	-	0.000	0.000	0.000	0.018	-	31	0.000	0.000	0.000	0.078	-	-	-	-	-	0.030
3.200	0.000	0.000	0.000	0.153	-	31	0.000	0.000	0.000	0.242	-	-	-	-	-	-	0.000	0.000	0.000	0.070	-	-	0.000	0.000	0.000	0.155	-	-	-	-	-	0.032
3.400	0.000	0.000	0.000	0.062	-	30	0.000	0.000	0.000	0.149	-	5	-	-	-	-	0.000	0.000	0.000	0.179	-	-	0.000	0.000	0.000	0.262	-	-	-	-	-	0.034
3.600	0.000	0.000	0.000	0.018	-	5	0.000	0.000	0.000	0.087	-	-	-	-	-	-	0.000	0.000	0.000	0.336	-	-	0.000	0.000	0.000	0.399	-	-	-	-	-	0.036
3.800	0.000	0.000	0.000	0.004	-	-	0.000	0.000	0.000	0.048	-	-	-	-	-	-	0.000	0.000	0.000	0.523	-	-	0.000	0.000	0.000	0.561	-	-	-	-	-	0.038
4.000	0.000	0.000	0.000	0.001	-	-	0.000	0.000	0.000	0.025	-	-	-	-	-	-	0.000	0.000	0.000	0.720	-	-	0.000	0.000	0.000	0.738	-	-	-	-	-	0.040
4.400	0.000	0.000	0.000	0.001	-	-	0.000	0.000	0.000	0.005	-	-	-	-	-	-	0.000	0.000	0.000	1.12	-	-	0.000	0.000	0.000	1.12	-	-	-	-	-	0.044
4.800	0.000	0.000	0.000	0.001	-	-	0.000	0.000	0.000	0.001	-	-	-	-	-	-	0.000	0.000	0.000	1.52	-	-	0.000	0.000	0.000	1.52	-	-	-	-	-	0.048
Totals:					0	77					0	5	0	10							0	42				0	20	0	0			
Number of Trades:						0						0		0								0.00					0			0		

Lending Products	Underlying Title	Multilateral Transactions[1]					Bilateral Transactions[2]		Stock Borrowing through OTC (volume)[3]
		Open Interest[5]	Volume(Offered)	Average Weighted	Transactions volume	Average Weighted	Transactions Volume	Average Weighted	Transactions Volume
ADMIEBOR	ADMIE (IPTO) HOLDING S.A. (CR)	---	---	---	---	---	---	115,644	
AEGNBOR	AEGEAN AIRLINES (CR)	1,000	---	---	---	---	---	11,211	
ALPHABOR	ALPHA BANK (CR)	23,900	---	---	---	---	---	43,545,468	
ALMYBOR	ALUMIL (CR)	---	---	---	---	---	---	---	
TATTBOR	ATTICA BANK S.A. (CR)	---	---	---	---	---	---	370	
EEEBOR	CC HBC AG (CR)	1,872	---	---	---	---	---	70,546	
CENERBOR	CENERGY HOLDINGS (CB)	---	---	---	---	---	---	---	
ELLAKTORBOR	ELLAKTOR (CR)	150	---	---	---	---	---	223,398	
EUROBBOR	EUROBANK ERGASIAS (CR)	130,488	---	---	---	---	---	57,266,126	
EYDAPBOR	EYDAP S.A. (CR)	1,450	---	---	---	---	---	232,781	
FFGRPBOR	FOLLI FOLLIE (CR)	---	---	---	---	---	---	1,120,847	
FOYRKBOR	FOURLIS (CR)	7,873	---	---	---	---	---	4,650	
GEKTERNABOR	GEK TERNA (CR)	---	---	---	---	---	---	24,493	
SARBOR	GR. SARANTIS S.A. (CR)	2,765	---	---	---	---	---	612	
EXAEBOR	HELLENIC EXCHANGES-A.S.E. (CR)	---	---	---	---	---	---	123,778	
ELPEBOR	HELLENIC PETROLEUM (CR)	50,088	---	---	---	---	---	51,983	
INTRKBOR	INTRACOM HOLDINGS (CR)	---	---	---	---	---	---	---	
INLOTBOR	INTRALOT (CR)	---	---	---	---	---	---	464,512	
BELABOR	JUMBO SA (CR)	---	---	---	---	---	---	78,098	
LAMDABOR	LAMDA DEVELOPMENT SA (CR)	---	---	---	---	---	---	5,000	
MIGBOR	MARFIN INVESTMENT GROUP (CR)	---	---	---	---	---	---	1,659,474	
MOHBOR	MOTOR OIL (CR)	---	---	---	---	---	---	14,450	
MYTILBOR	MYTILINEOS (CR)	---	---	---	---	---	---	25,817	
ETEBOR	NATIONAL BANK (CR)	55,088	---	---	---	---	---	21,148,236	
OPAPBOR	OPAP (CR)	4,366	---	---	48,524	2.72%	---	1,451,606	
HTOBOR	OTE (CR)	128	---	---	---	---	---	536,297	
PPABOR	P.P.A. S.A. (CR)	115	---	---	---	---	---	2,901	
TPEIRBOR	PIRAEUS BANK (CR)	---	---	---	5,000	4.66%	---	23,233,123	
PLAISBOR	PLAISIO COMPUTERS SA (CR)	---	---	---	---	---	---	1,000	
PPCBOR	PPC (CR)	84,600	---	---	---	---	---	6,656,791	
QUALBOR	QUALITY & RELIABILITY SA (CR)	---	---	---	---	---	---	---	

Stock Lending Notes

[1] - Multilateral contracts Lending or Borrowing as per Methods 8-1, 8-2 and 8-3-3 (According to ATHEX BoD Resolution No.17)

[2] - Bilateral Contracts Lending or Borrowing as per Methods 8-3-1 and 8-3-2 (According to ATHEX BoD Resolution No.20)

[3] - The information concerning OTC Stock Borrowing Transactions is based on the statements of the Dematerialised Securities System (DSS) operators involved and refers to volumes that have been registered up until the previous working day.

[4] - Average Price (Volume weighted)

[5] - The Data concerning Open Interest before the start of trading session

Lending Products	Underlying Title	Open Interest[5]	Multilateral Transactions[1]				Bilateral Transactions[2]		Stock Borrowing through OTC (volume)[3]
			Volume(Offered)	Average Weighted	Transactions volume	Average Weighted	Transactions Volume	Average Weighted	Transactions Volume
TENERGYBOR	TERNA ENERGY (CR)	---	---	---	---	---	---	12,892	
TITCBOR	TITAN CEMENT (CB)	235	---	---	---	---	---	9,207	
VIORBOR	VIOTALCO SA/NV (CB)	---	---	---	---	---	---	---	

Stock Lending Notes

[1] - Multilateral contracts Lending or Borrowing as per Methods 8-1, 8-2 and 8-3-3 (According to ATHEX BoD Resolution No.17)

[2] - Bilateral Contracts Lending or Borrowing as per Methods 8-3-1 and 8-3-2 (According to ATHEX BoD Resolution No.20)

[3] - The information concerning OTC Stock Borrowing Transactions is based on the statements of the Dematerialised Securities System (DSS) operators involved and refers to volumes that have been registered up until the previous working day.

[4] - Average Price (Volume weighted)

[5] - The Data concerning Open Interest before the start of trading session

Sectors codification for listed companies

12003 -	ETF	10101010	Computer Services
10101015	Software	10102030	Computer Hardware
15101010	Telecommunications Equipment	15102015	Telecommunications Services
20101010	Health Care Facilities	20101025	Health Care Services
20102010	Medical Equipment	20103015	Pharmaceuticals
30101010	Banks	30202000	Diversified Financial Services
30202010	Asset Managers & Custodians	30202015	Investment Services
30302010	Full Line Insurance	30302015	Insurance Brokers
35101010	Real Estate Holding and Development	35101015	Real Estate Services
35102000	Diversified REITs	35102030	Office REITs
40201040	Rental & Leasing Services: Consumer	40202010	Home Construction
40202015	Household Furnishings	40202020	Household Appliance
40203040	Electronic Entertainment	40203045	Toys
40204020	Clothing & Accessories	40301010	Entertainment
40301030	Publishing	40301035	Radio & TV Broadcasters
40401010	Diversified Retailers	40401020	Apparel Retailers
40401025	Home Improvement Retailers	40401030	Specialty Retailers
40501010	Airlines	40501015	Travel & Tourism
40501020	Casinos & Gambling	40501025	Hotels & Motels
45101015	Distillers & Vintners	45101020	Soft Drinks
45102010	Farming Fishing Ranching & Plantations	45102020	Food Products
45103010	Tobacco	45201010	Food Retailers & Wholesalers
45201020	Personal Products	50101010	Construction
50101030	Cement	50101035	Building Materials: Other
50202010	Electrical Components	50203000	Diversified Industrials
50203015	Plastics	50203030	Containers & Packaging
50204000	Machinery: Industrial	50204020	Machinery: Construction & Handling
50205010	Industrial Suppliers	50205020	Back Office Support HR & Consulting
50205030	Forms & Bulk Printing Services	50206015	Commercial Vehicles & Parts
50206030	Marine Transportation	50206060	Transportation Services
55101000	Diversified Materials	55101020	Textile Products
55102000	General Mining	55102010	Iron & Steel
55102015	Metal Fabricating	55102035	Aluminum
60101000	Integrated Oil & Gas	60101020	Oil Refining and Marketing
65101010	Alternative Electricity	65101015	Conventional Electricity
65102030	Water		



ATHEX
Athens Stock Exchange

Λεωφ. Αθηνών 110 104 42 Αθήνα
110, Athinon Ave. GR 104 42 Athens
tel. (+30)210-33.66.800, fax (+30)210-33.66.101
www.athexgroup.gr