

19

**Ημερήσιο Δελτίο  
Συναλλακτικής Δραστηριότητας**

Daily Official List  
of Trading Activity

Wednesday, 4 December, 2019

Year: 140 Trading Day No: 231



**ATHEXGROUP**  
Athens Exchange Group

**Disclaimer:**

Hellenic Exchanges-Athens Stock Exchange S.A endeavours to ensure that the data and other material ("Information") presented on the Daily Official List are accurate and complete, but it is not liable for any errors or omissions of data or /and for the accuracy, credibility, updating and completeness of the aforesaid information nor it has any liability arising directly or indirectly from the use of the above Information.

The Company is not liable for the accuracy of the data included in listed companies' announcements. Only the sender of such an announcement is fully and solely liable for any infringement of third party's rights from the content of such announcement. All contents of the Daily Official List are provided only for information purposes and do not constitute investment advice or solicitation to invest in securities or other products listed for trading on the Exchange.

You acknowledge and agree that the Company is the owner of any property rights related to any Information appearing on the Daily Official List including intellectual property rights copyright, trademarks, etc.

The above data are a property of the Hellenic Exchanges-Athens Exchange and are copyright protected. Users are forbidden to reproduce, modify, copy, sale, transmit or redistribute, by all reproduction means and methods, part or the whole of the above data, without reference to their source.

The commercial exploitation of these data is, also, forbidden by third parties. Hellenic Exchanges-Athens Exchange does not carry any responsibility, direct or indirect, derived from usage or accidental alteration of the above data when used by third parties.

---

**Hellenic Exchanges – Athens Stock Exchange S.A.**

110 Athinon Ave., 10442 Athens, Tel: (210) 33.66.800, Fax: (210) 32.13.938

[www.athexgroup.gr](http://www.athexgroup.gr)

---

**Thessalonica Stock Exchange Center (T.S.E.C)**

16-18 Katouni Str., Thessalonica 546 25 Tel: (2310) 567.667, Fax: (2310) 530.545

**Athex Members Guarantee Fund**

14-16 Fidiou Str., Athens 106 78, Tel: (210) 33.04.682, Fax: (210) 33.04.155

**Hellenic Republic Capital Market Commission**

1 Kolokotroni Str. & 1 Stadiou Str., Athens 10562 Tel: (210) 33.77.100 Fax: (210) 33.77.173

---

**Table of Contents**

---

**Section 1: Statistical Figures of Securities, Derivatives and Lending**

Summary of Markets

Athex Indices

Analytic Figures for Athex Market's Boards and Categories

Trading Details by Athex Sectors and Financial Instruments (ETFs)

Top 10 best &amp; worst performing Shares

Derivatives Summary

**Section 2: Analytic Figures of Shares Transactions**

Analytic Figures of Shares Transactions

Shares' Notes

**Section 3: Figures of Securities Transactions**

Securities Blocks Details

Shares Rights Details

Stock Borrowing

Securities Forced Sales

Forced Sales Registered Shares

Exchange Traded Funds (ETFs) Characteristics

**Section 5: Bonds traded in Fixed Income Assets Market**

Convertible Corporate Bonds - Regulated Market

Non Convertible Corporate Bonds - Regulated Market

Government Bonds

Treasury Bills &amp; Zero Coupon Government Bonds

Government Bonds Traded with the Open Outcry Method

State Banks Bonds

**Section 6: Additional Infos**

Athex &amp; ATHEXClear Members List

List of Stocks under Market Making operations

**Section 7: Derivatives Market Analytic Figures**

Index Futures

Stock Futures

Index Options

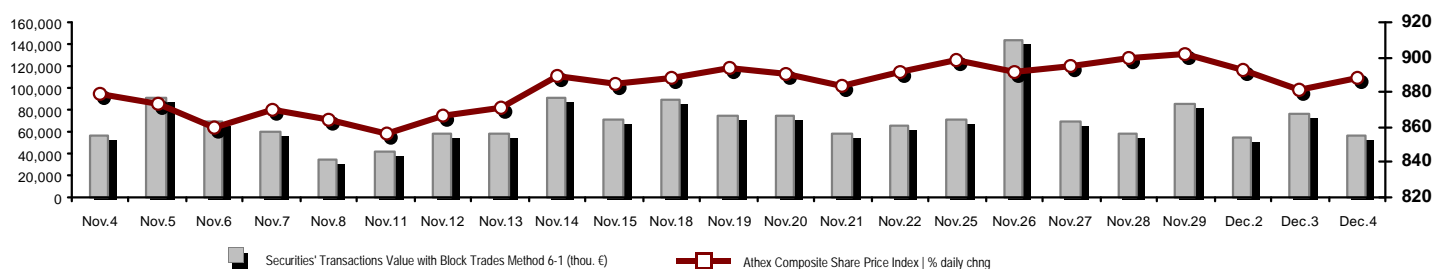
Stock Options

Stock Lending Analytic Figures

**Appendix A: Sectors codification for listed companies**

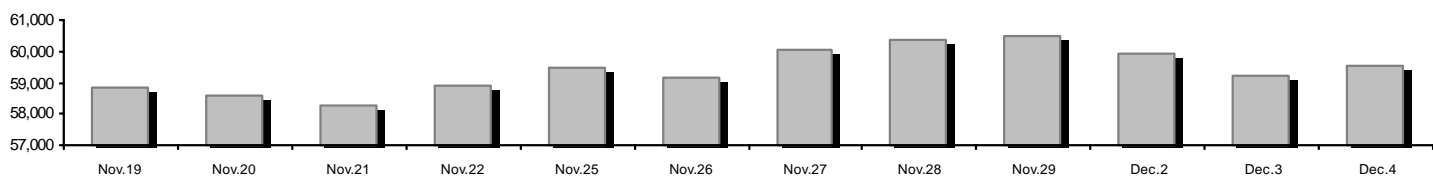
## Summary of Markets

Athex Composite Share Price Index vs Shares and Derivatives Transactions Value

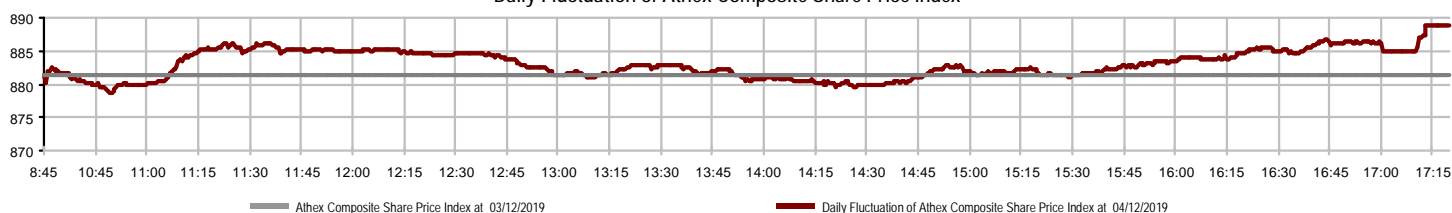


Athex Capitalisation (mill. €) **:	59,568.75		Derivatives Total Open Interest	386,337
Daily change: mill. €   %	356.85	0.60%	in Index Futures   % daily chng	10,729 0.00%
Yearly Avg Capitalisation: mill. €   % chng prev year Avg	54,317.07	4.20%	in Stock Futures   % daily chng	371,232 0.00%
Athex Composite Share Price Index   % daily chng	888.68	0.84%	in Index Options   % daily chng	2,922 0.00%
Athex Composite Share Price Index Capitalisation (mill. €)	54,495.44		in Stock Options   % daily chng	1,454 0.00%
Daily change (mill. €)	366.51			
Securities' Transactions Value with Block Trades Method 6-1 (	57,169.17		Derivatives Contracts Volume:	22,877
Daily change: %	-18,584.41	-24.53%	Daily change: pieces   %	-9,052 -28.35%
YtD Avg Trans. Value: thou. €   % chng prev year Avg	66,000.30	20.17%	YtD Avg Derivatives Contracts % chng prev year Avg	40,659 -27.41%
Blocks Transactions Value of Method 6-1 (thou. €)	12,980.45		Derivatives Trades Number:	1,810
Blocks Transactions Value of Method 6-2 & 6-3 (thou. €)	0.00		Daily change: number   %	-1,460 -44.65%
Bonds Transactions Value (thou.€)	944.30		YtD Avg Trades number % chng prev year Avg	2,846 4.97%
Securities' Transactions Volume with Block Trades Method 6-1 (th	20,062.64		Lending Total Open Interest	210,287
Daily change: thou. pieces   %	-7,311.08	-26.71%	Daily change: pieces   %	0 0.00%
YtD Avg Volume: % chng prev year Avg	32,592.95	-12.27%	Lending Volume (Multilateral/Bilateral)	21,963
Blocks Transactions Volume of Method 6-1 (thou. Pieces)	3,791.46		Daily change: pieces   %	-49,537
Blocks Transactions Volume of Method 6-2 & 6-3 (thou. Pieces)	0.00		Multilateral Lending	963
Bonds Transactions Volume	927,000		Bilateral Lending	21,000
Securities' Trades Number with Block Trades Method 6-1	22,436		Lending Trades Number:	10
Daily change: number   %	-15,217	-40.41%	Daily change: %	-4
YtD Avg Trades number % chng prev year Avg	27,368	34.62%	Multilateral Lending Trades Number	8
Number of Blocks Method 6-1	11		Bilateral Lending Trades Number	2
Number of Blocks Method 6-2 & 6-3	0			
Number of Bonds Transactions	93			

Athex Capitalisation (mill. €) \*\*



Daily Fluctuation of Athex Composite Share Price Index



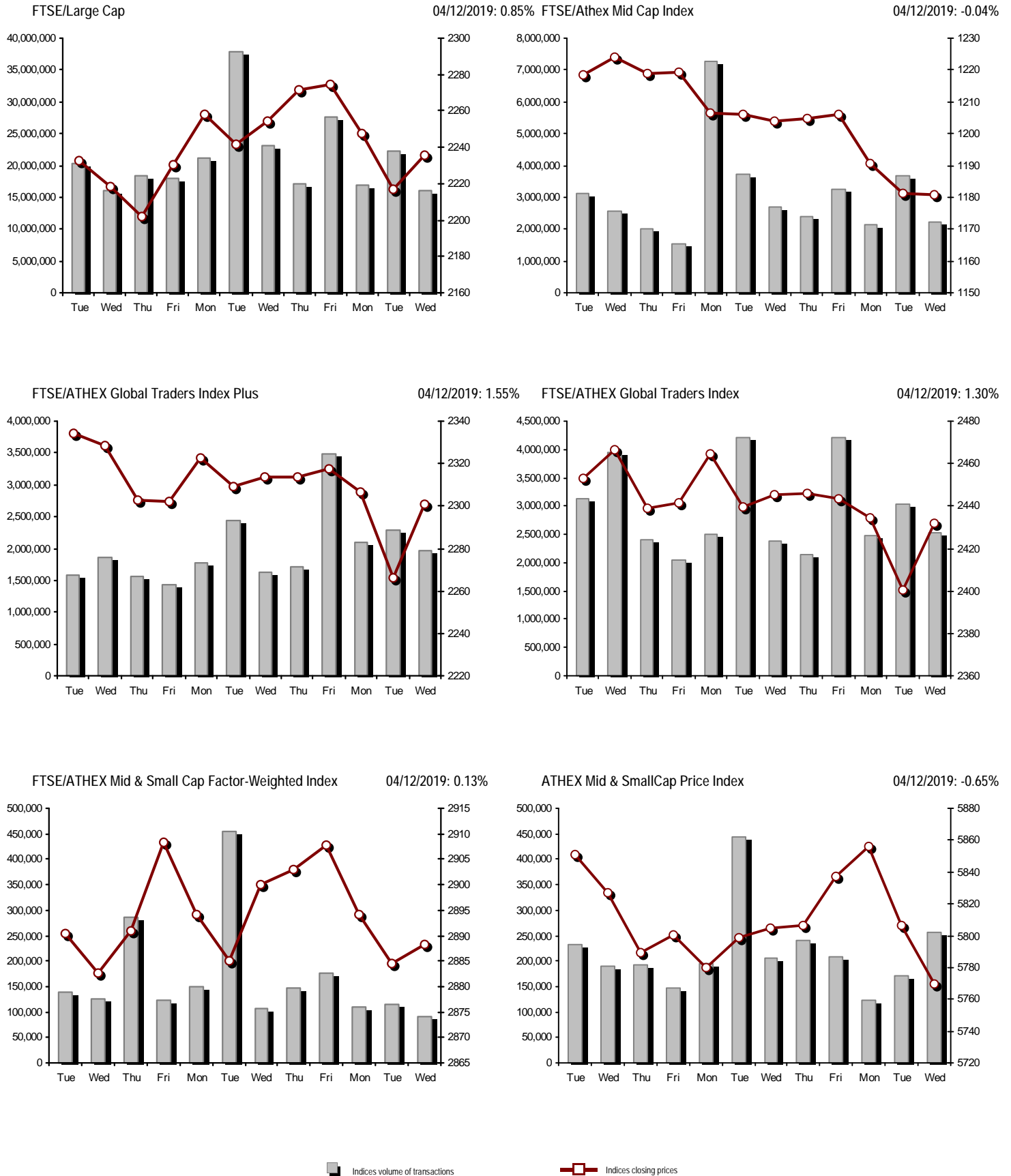
## Athex Indices

Index name	04/12/2019	03/12/2019	pts.	%	Min	Max	Year min	Year max	Year change
Athex Composite Share Price Index	888.68 #	881.28	7.40	0.84%	878.71	888.68	600.12	902.41	44.90% #
FTSE/Athex Large Cap	2,235.94 #	2,217.20	18.74	0.85%	2,207.98	2,235.94	1,580.73	2,275.96	39.02% #
FTSE/Athex Mid Cap Index	1,180.97 €	1,181.39	-0.42	-0.04%	1,176.87	1,186.43	945.49	1,467.88	21.11% #
FTSE/ATHEX-CSE Banking Index	666.35 #	660.23	6.12	0.93%	655.40	668.30	275.15	699.47	100.26% #
FTSE/ATHEX Global Traders Index Plus	2,301.08 #	2,265.95	35.13	1.55%	2,265.95	2,301.46	1,947.04	2,479.89	15.37% #
FTSE/ATHEX Global Traders Index	2,431.58 #	2,400.26	31.32	1.30%	2,395.84	2,431.91	1,866.67	2,517.12	28.15% #
FTSE/ATHEX Mid & Small Cap Factor-Weighted Ind	2,888.38 #	2,884.58	3.80	0.13%	2,865.52	2,890.03	2,173.67	2,953.89	30.39% #
ATHEX Mid & SmallCap Price Index	5,769.21 €	5,806.81	-37.60	-0.65%	5,736.00	5,843.32	3,914.71	5,994.42	45.61% #
FTSE/Athex Market Index	553.66 #	549.13	4.53	0.82%	546.93	553.66	392.32	563.61	38.70% #
FTSE Med Index	4,895.90 €	4,956.65	-60.75	-1.23%			3,966.78	5,048.35	23.48% #
Athex Composite Index Total Return Index	1,448.74 #	1,436.68	12.06	0.84%	1,432.49	1,448.74	952.47	1,471.13	48.84% #
FTSE/Athex Large Cap Total Return	3,304.75 #	3,277.05	27.70	0.85%			2,321.35	3,362.17	41.23% #
FTSE/ATHEX Large Cap Net Total Return	1,014.31 #	1,005.81	8.50	0.85%	1,001.63	1,014.31	692.89	1,032.46	43.87% #
FTSE/Athex Mid Cap Total Return	1,439.61 €	1,440.12	-0.51	-0.04%			1,180.35	1,784.30	19.62% #
FTSE/ATHEX-CSE Banking Total Return Index	582.43 #	577.08	5.35	0.93%			265.40	605.55	85.80% #
Hellenic Mid & Small Cap Index	1,200.28 #	1,190.09	10.19	0.86%	1,186.63	1,200.28	884.70	1,269.98	32.39% #
FTSE/Athex Banks	880.41 #	872.32	8.09	0.93%	865.94	882.99	363.54	924.17	100.26% #
FTSE/Athex Financial Services	982.72 #	976.24	6.48	0.66%	972.14	982.72	744.92	1,191.69	25.95% #
FTSE/Athex Industrial Goods & Services	2,583.80 #	2,572.12	11.68	0.45%	2,568.23	2,597.87	1,884.26	2,967.88	35.31% #
FTSE/Athex Retail	71.34 €	71.59	-0.25	-0.35%	70.84	71.84	58.44	82.89	19.08% #
FTSE/ATHEX Real Estate	4,806.77 #	4,743.87	62.90	1.33%	4,742.22	4,819.39	2,928.70	6,158.58	59.16% #
FTSE/Athex Personal & Household Goods	9,727.35 #	9,357.43	369.92	3.95%	9,328.44	9,727.76	6,649.54	9,943.56	41.42% #
FTSE/Athex Food & Beverage	10,971.36 #	10,960.51	10.85	0.10%	10,894.33	11,019.92	10,000.70	13,120.06	8.51% #
FTSE/Athex Basic Resources	6,498.48 €	6,540.81	-42.33	-0.65%	6,465.47	6,665.29	3,146.82	11,171.70	98.08% #
FTSE/Athex Construction & Materials	2,935.56 €	2,942.43	-6.87	-0.23%	2,917.00	2,962.07	2,437.75	3,183.37	13.68% #
FTSE/Athex Oil & Gas	5,039.28 #	4,999.59	39.69	0.79%	4,982.27	5,050.17	4,612.01	5,758.60	3.69% #
FTSE/Athex Chemicals	8,875.07 €	8,969.61	-94.54	-1.05%	8,845.44	8,969.61	7,722.79	11,217.47	8.55% #
FTSE/Athex Travel & Leisure	1,855.46 #	1,836.13	19.33	1.05%	1,826.08	1,855.46	1,309.57	1,879.14	40.24% #
FTSE/Athex Technology	859.75 €	860.44	-0.69	-0.08%	852.21	867.62	692.80	1,087.14	21.23% #
FTSE/Athex Telecommunications	3,729.73 #	3,718.72	11.01	0.30%	3,680.19	3,732.48	2,614.94	3,845.34	42.33% #
FTSE/Athex Utilities	2,880.74 #	2,873.59	7.15	0.25%	2,856.11	2,888.25	1,729.19	2,927.68	63.77% #
FTSE/Athex Health Care	491.77 €	492.45	-0.68	-0.14%	486.26	492.45	460.82	512.40	-2.85% €
Athex All Share Index	209.78 #	208.51	1.27	0.61%	209.78	209.78	157.01	215.26	32.76% #
Hellenic Corporate Bond Index	120.73 €	120.82	-0.08	-0.07%			116.31	121.33	3.78% #
Hellenic Corporate Bond Price Index	96.31 €	96.38	-0.08	-0.08%			95.04	97.19	0.54% #

Note 1: FTSE/Med 100, Hellenic Corporate Bond Price Index and Hellenic Corporate Bond Index closing prices refer to the previous trading day of 02/12/2019.

Note 2: The Hellenic Mid & Small Cap Index is a Customized index calculated by the Athens Exchange.

Athex Indices



## Analytic Figures for Athex Market's Boards and Categories

	Total Traded Securities	Main Market	Surveillance	Exchange Traded Funds (ETFs)
Totals	131	111	19	1
Gain / Lose / Same:	55 / 47 / 29	51 / 41 / 19	4 / 5 / 10	0 / 1 / 0
Athex Capitalisation (mill. €) **	59,568.75	59,273.97	294.78	
Daily Average Trans/ons Value(thou.€)	66,000.30	65,973.49	51.96	44.19
Transactions Value	57,169.17	57,140.40	27.77	1.00
Main Board:	44,188.73	44,159.96	27.77	1.00
Blocks Board 6_2_3:	12,980.45	12,980.45	0.00	0.00
Forced Sales Board:	0.00	0.00	0.00	0.00
Special Terms Board:	0.00	0.00	0.00	0.00
Daily Average Transactions Volume	32,592,954	32,250,784	370,071	2,010
Transactions Volume	20,062,644	19,912,782	149,818	44
Main Board:	16,271,180	16,121,318	149,818	44
Blocks Board 6_2_3:	3,791,464	3,791,464	0	0
Forced Sales Board:	0	0	0	0
Special Terms Board:	0	0	0	0
Daily Average Number of Trades	27,368	27,219	148	3
Number of Trades	22,436	22,309	125	2
Main Board:	22,425	22,298	125	2
Blocks Board 6_2_3:	11	11	0	0
Forced Sales Board:	0	0	0	0
Special Terms Board:	0	0	0	0

## Trading Details by Athex Sectors and Financial Instruments (ETFs)

Code	Sectors	Gain / Lose / Same	Number of Trades	Transactions Volume	Transactions Value	% of Total Trans. Value
3010	- Banks	6 / 0 / 0	7,477	12,474,723	23,310,244.74	41.04%
5510	- Basic Resources	3 / 6 / 3	254	115,080	136,571.19	0.24%
5010	- Construction & Materials	5 / 5 / 3	1,799	964,612	3,417,811.81	6.02%
4020	- Consumer Products & Services	2 / 4 / 2	1,264	457,229	4,103,960.85	7.22%
6010	- Energy	1 / 2 / 1	836	96,372	1,591,517.93	2.80%
12000	- Financial Instruments	0 / 1 / 0	2	44	996.42	0.00%
3020	- Financial Services	2 / 1 / 1	745	1,668,056	744,268.29	1.31%
4510	- Food Beverage & Tobacco	4 / 3 / 4	185	67,743	594,807.84	1.05%
2010	- Health Care	2 / 2 / 0	41	7,738	10,904.24	0.02%
5020	- Industrial Goods & Service	10 / 6 / 5	1,650	527,656	2,953,589.37	5.20%
3030	- Insurance	1 / 0 / 0	63	13,347	64,437.00	0.11%
4030	- Media	1 / 0 / 1	8	3,595	444.35	0.00%
4520	- Personal Care, Drug & Grocery Stores	2 / 1 / 0	208	83,244	669,938.38	1.18%
3510	- Real Estate	2 / 3 / 3	627	171,525	1,088,206.01	1.92%
4040	- Retail	3 / 3 / 1	377	126,768	473,550.47	0.83%
1010	- Technology	4 / 3 / 1	469	145,294	366,979.35	0.65%
1510	- Telecommunications	2 / 2 / 1	1,697	580,702	7,035,243.84	12.39%
4050	- Travel & Leisure	3 / 2 / 3	2,145	854,538	7,674,566.56	13.51%
6510	- Utilities	2 / 3 / 0	1,723	664,616	2,565,391.72	4.52%

## Top 10 best &amp; worst performing Shares

## Main Market

With positive Price change	Closing price	change	With negative Price change	Closing price	change
ILYDA S.A. (CR)	0.426	7.58% #	KEKROPS SA (CR)	2.565	-2.66% €
JUMBO SA (CR)	18.48	4.41% #	AVAX S.A. (CR)	0.665	-2.64% €
GR. SARANTIS S.A. (CR)	8.63	3.23% #	NEWSPHONE HELLAS SA (CR)	0.492	-2.57% €
AEGEAN AIRLINES (CR)	8.39	3.07% #	LOULIS MILLS SA (CR)	3.4	-2.30% €
MATHIOS REFRACTORY SA (CR)	0.55	2.80% #	TERNA ENERGY (CR)	7.27	-1.76% €
PIRAEUS BANK (CR)	3.08	2.60% #	THRACE PLASTICS SA (CR)	2.01	-1.47% €
FOURLIS (CR)	5.42	2.26% #	PERSEUS SA (CR)	1.035	-1.43% €
MOTODYNAMICS S.A. (CR)	1.38	2.22% #	ELLAKTOR (CR)	1.698	-1.39% €
PPC (CR)	3.33	2.15% #	CENTRIC HOLDINGS (CR)	0.239	-1.24% €
ATTICA BANK S.A. (CR)	0.418	1.95% #	TPA SA (CR)	26	-1.14% €
With the highest Transactions Value	Value (thou. €)	change	With the highest Transactions Volume	Volume	change
ALPHA BANK (CR)	9,100.66	0.58% #	ALPHA BANK (CR)	4,816,161	0.58% #
NATIONAL BANK (CR)	8,620.44	0.95% #	EUROBANK ERGASIAS (CR)	3,980,888	0.66% #
OTE (CR)	6,990.59	0.30% #	NATIONAL BANK (CR)	2,892,372	0.95% #
OPAP (CR)	5,599.08	0.92% #	MARFIN INVESTMENT GROUP (CR)	1,536,893	0.67% #
JUMBO SA (CR)	3,852.51	4.41% #	PIRAEUS BANK (CR)	590,846	2.60% #
EUROBANK ERGASIAS (CR)	3,642.09	0.66% #	OTE (CR)	517,786	0.30% #
MYTILINEOS (CR)	2,328.07	0.46% #	OPAP (CR)	512,377	0.92% #
GEK TERNA (CR)	2,094.79	0.14% #	PPC (CR)	489,151	2.15% #
AEGEAN AIRLINES (CR)	2,023.26	3.07% #	ELLAKTOR (CR)	416,883	-1.39% €
PIRAEUS BANK (CR)	1,806.01	2.60% #	GEK TERNA (CR)	305,922	0.14% #

Note: Stocks that are not included in the "Low Dispersion" and "Under Supervision" categories, and the transactions value is more than 10,000 €.



## Derivatives Summary

	Number of Trades	Volume	Open Interest
<b>Index Futures</b>	<b>204</b>	<b>885</b>	<b>10,729</b>
FTSE/Athex Large Cap	204	885	10,729
<b>Stock Futures</b>	<b>1,594</b>	<b>21,863</b>	<b>371,232</b>
ADMIE (IPTO) HOLDING S.A. (CR)	21	134	7,306
ALPHA BANK (CR)	211	4,858	59,994
ATTICA BANK S.A. (CR)	1	1	7,475
CC HBC AG (CR)	9	21	381
CENERGY HOLDINGS (CB)	7	72	7,716
ELLAKTOR (CR)	202	1,294	22,633
EUROBANK ERGASIAS (CR)	102	3,583	39,179
EYDAP S.A. (CR)	1	5	451
FOURLIS (CR)	2	6	198
GEK TERNA (CR)	16	45	10,721
HELLENIC EXCHANGES-A.S.E. (CR)	2	2	2,721
HELLENIC PETROLEUM (CR)	14	259	2,008
INTRACOM HOLDINGS (CR)	5	18	3,695
INTRALOT (CR)	19	100	6,571
JUMBO SA (CR)	53	121	1,038
LAMDA DEVELOPMENT SA (CR)	20	80	1,868
MARFIN INVESTMENT GROUP (CR)	48	2,035	77,263
MOTOR OIL (CR)	4	9	674
MYTILINEOS (CR)	110	544	13,925
NATIONAL BANK (CR)	290	4,796	40,081
OPAP (CR)	109	408	5,651
OTE (CR)	10	55	2,146
P.P.A. S.A. (CR)	2	3	728
PIRAEUS BANK (CR)	210	2,778	28,961
PPC (CR)	100	559	16,376
TERNA ENERGY (CR)	18	33	4,816
TITAN CEMENT (CB)	0	0	72
VIOHALCO SA/NV (CB)	8	44	6,584
<b>Index Options</b>	<b>12</b>	<b>129</b>	<b>2,922</b>
FTSE/Athex Large Cap	12	129	2,922
<b>Stock Options</b>	<b>0</b>	<b>0</b>	<b>1,454</b>
ALPHA BANK (CR)	0	0	50
NATIONAL BANK (CR)	0	0	631
OPAP (CR)	0	0	248
OTE (CR)	0	0	245
PIRAEUS BANK (CR)	0	0	126
PPC (CR)	0	0	154
<b>Total Derivatives Traded</b>	<b>1,810</b>	<b>22,877</b>	<b>386,337</b>











Shares' Notes

Code	Note text
( )	- Adjusted dividends.
*	- Last adjusted closing price.
[1]	- Net dividends.
[2]	- The "Date of Last Coupon" for New listings refers to the date company's stocks started to trade in Athex
[3]	- The Company Market Value is referred to the number of outstanding shares
[4]	- Sectors codification can be found in Appendix A
[5]	- The Market Value refers to the total number of shares listed (including their several classes) in the exchange by the company.
[6]	- P/E greater than 100
[7]	- Last view of the Order Book before the end of the trading session
[8]	- All Blocks Methods' Transactions Value are included.
4750	- Transfer to the Under Surveillance Category from 8/4/2011.
4865	- Suspension of trading as of 2/4/2012.
4887	- Transfer to the Surveillance Category as of 10/4/2012.
4912	- Transfer to the Surveillance Category as of 31/7/2012.
4914	- Suspension of trading as of 31/8/2012.
4918	- Suspension of trading as of 31/8/2012.
4955	- Transfer to the Surveillance Category as from 5/4/2013.
4956	- Transfer to the Surveillance Category as from 5/4/2013.
4957	- Transfer to the Surveillance Category as from 5/4/2013.
4958	- Transfer to the Surveillance Category as from 5/4/2013.
4959	- Transfer to the Surveillance Category as from 5/4/2013.
4983	- Transfer to the Surveillance Category as of 5/4/2013.
5080	- Transfer to the Surveillance Category as of 06/09/2011.
5093	- Transfer to the Surveillance Category as of 8/4/2015.
5095	- Transfer to the Surveillance Category as from 5/4/2013.
5101	- Suspension of trading as of 1/9/2015.
5110	- Suspension of trading as of 08/03/2016.
5112	- Transfer to the Surveillance Category as of 15/04/2016.
5115	- Transfer to the Surveillance Category as of 15/04/2016.
5123	- Transfer to the Surveillance Category as of 10/04/2014
5130	- Suspension of trading as of 18/04/2017.
5136	- Suspension of trading as of 02/05/2017.
5141	- Transfer to the Surveillance Category as of 10/05/2017.
5153	- Suspension of trading as of 03/10/2017.
5154	- Suspension of trading as of 03/10/2017.
5156	- Transfer to the Surveillance Category as of 11/12/2017.
5160	- Transfer to the Surveillance Category as of 15/04/2016.
5161	- Transfer to the Surveillance Category as of 25/11/2011.
5162	- Transfer to the Under Supervision Category as of 21/12/2009.
5165	- Transfer to the Surveillance Category as of 15/02/2018.
5171	- Suspension of trading as of 30/04/2018.
5172	- Suspension of trading as of 30/04/2018.
5174	- Suspension of trading as of 02/05/2018.
5178	- Transfer to the Surveillance Category as of 11/05/2018.
5179	- Suspension of trading as of 25/05/2018.
5190	- Transfer to the Surveillance Category as of 10/04/2012.
5191	- Suspension of trading as of 02/10/2018.
5192	- Suspension of trading as of 02/10/2018.
5193	- Transfer to the Surveillance Category as of 25/10/2018.
5194	- Transfer to the Surveillance Category as of 25/10/2018.
5195	- Transfer to the Surveillance Category as of 27/06/2008.
5197	- Transfer to the Surveillance Category as of 07/11/2018.

---

## Shares' Notes

---

Code	Note text
------	-----------

5205	- Suspension of trading as of 02/05/2019.
------	---

5206	- Suspension of trading as of 02/05/2019.
------	---

5207	- Transfer to the Surveillance Category as from 13/05/2019.
------	---

5216	- Suspension of trading as of 01/10/2019.
------	---

5217	- Suspension of trading as of 01/10/2019.
------	---

5218	- Suspension of trading as of 08/10/2019.
------	---



### Securities Blocks Details

Securities	Block Volume	Price	Block Trade Value	Time of approval	Note
GR. SARANTIS S.A. (CR)	50,000	8.40	420,000.00	10:41:31	20
AEGEAN AIRLINES (CR)	238,000	8.00	1,904,000.00	12:29:35	20
JUMBO SA (CR)	38,164	17.83	680,273.30	14:50:38	20
JUMBO SA (CR)	18,000	18.35	330,300.00	16:54:01	20
GEK TERNA (CR)	150,000	6.80	1,020,000.00	17:07:13	20
OTE (CR)	40,000	13.50	539,800.00	17:07:53	20
GEK TERNA (CR)	50,000	6.80	340,000.00	17:08:26	20
ALPHA BANK (CR)	1,375,000	1.90	2,608,375.00	17:17:10	20
OPAP (CR)	27,300	11.00	300,300.00	17:17:11	20
ALPHA BANK (CR)	500,000	1.90	948,500.00	17:17:20	20
NATIONAL BANK (CR)	1,305,000	2.98	3,888,900.00	17:17:33	20

### Blocks Notes

- 9 - Method 6-1 / Special Fees
- 10 - Method 6-1 / Special Fees, SDS
- 14 - Method 6-3 / Settlement, Incomplete Buy and Sell
- 18 - Method 6-2 / SPOT 1
- 19 - Method 6-2 / SPOT 2
- 20 - Method 6-1 and Method 6-1 Same Day Settlement
- 21 - Other Pre-agreed

## Shares Rights Details

Occured date	Exercise from	Exercise until	Trading until	Rights	Price min	Price max	Closing price	Last Bid	Last Ask	Volume	Trades	Transactions Value
25/11/2019	28/11/2019	12/12/2019	09/12/2019	BRIQ PROPERTIES REIC (CR)	0.017	0.030	0.020	...	...	164,109	66	3,618.21
27/11/2019	02/12/2019	16/12/2019	11/12/2019	LAMDA DEVELOPMENT S.A. (CR)	0.342	0.485	0.485	...	...	875,653	800	362,125.44

---

**Securities Forced Sales**

---

Securities	Category of Security	Transaction s Volume	Number of Trades	Transactions Value	Note
------------	----------------------	-------------------------	---------------------	-----------------------	------

---

No Forced Transactions.

---

---

**Forced Sales Notes**

---

- 1 - Normal Forced Sale.
- 2 - Forced Sales of Fixed Registered Shares.
- 3 - Forced Sales of Remaining Stock Fractions.

**Forced Sales Registered Shares**

Securities	Start Date	End Date	Initial Volume	Remaining Volume	Date	Avg price (day)	Avg price (period)	Number of Trades	Transactions Volume	Transactions Value
------------	------------	----------	----------------	------------------	------	-----------------	--------------------	------------------	---------------------	--------------------

No Fixed Registered Shares Forced Sales.

**Forced Sales Notes**

According to Decision 1/380/04.05.2008 of the Hellenic Republic Capital Market Commission, the certificated registered shares that have not been deposited to the issuer for dematerialisation, will be auctioned in the Athens Exchange by the supervising issuer. Forced sales procedure is held according to Article 99A of the Athens Exchange Rulebook. The average price of the period is calculated by dividing the Total transactions value by the Total volume and includes all the transactions made until the current date.

## Exchange Traded Funds (ETFs) Characteristics

	Transactions Date (T)	Creation / Redemption	Units (T-1)	New Units (T-1)	Redemption Units (T-1)	Units (T) [1]	Fund Assets [2]	Net Unit Price	Dividend per	Dividend Date
ALPHA ETF FTSE Athex Large Cap	04/12/2019	5,000	812,382	---	---	812,382	18,484,460.00	22.7534	0.43	30/06/2018

## ETFs Notes

[1] - Units (T) = Units (T-1) + New Units (T-1) - Redemption Units (T-1)

[2] - The Creation / Redemption Units of T-1 are included.

## Convertible Corporate Bonds - Regulated Market

Num Listed Bonds	Nominal price	Issue price	Today's Rate	Exp. Date	Duration (years)	Note	Coupon		Trading	Corporate Bonds	Price min	Price max	Closing price	Previous closing price/date	Volume	Transactions Value	Last order			ear min	Year max
							Common	Preferred									Price	Buy / Sell	Date		
171,268,704	0.30	0.30	1.00	11/10/2025	9	---	13	---	1	FORTHNET S.A. (Convertible)	---	---	---	---	---	---	1.0000	B	23/10/2019	100.0000	100.0000

## Corporate Bonds Notes

Transactions Volume = (Pieces) \* (Nominal Price). Transactions Value = (Pieces) \* (Nominal Price) \* (price %) + (Accrued interest).

The price of a Bond is stated as a percentage (%) of Bond's Nominal Price.

Nominal Price in Euros (€), except if it is noted differently.

## Non Convertible Corporate Bonds - Regulated Market

Num Listed Bonds	Nominal price	Issue price	Today's Rate	Exp. Date	Duration (years)	Note	Coupon		Trading	Corporate Bonds	Accrued Int.	Yield.T.Mat	Price min	Price max	Closing price	Previous closing price/date	Volume	Transactions Value	Last order			ear min	Year max	
							Common	Preferred											Price	Buy / Sell	Date			
175,000	1,000.00	1,000.00	3.40	26/07/2024	5	---	1	---	1	ATTICA HOLDINGS S.A. (Non Convertible)	12.5611	3.4580	99.2000	99.6000	99.5900	99.5000	03/12/2019	313,000	315,066.46	99.2001	B	34/12/2019	98.9970	103.4000
24,260	1,000.00	1,000.00	4.95	26/06/2023	5	---	3	---	1	B&F COMM. & GARM. INDUS. S.A. (Non Convertible)	22.4125	7.1720	90.0000	92.5000	92.1400	92.0000	03/12/2019	14,000	13,060.78	90.0000	B	34/12/2019	90.1276	98.5000
90,000	1,000.00	1,000.00	3.00	11/05/2023	5	---	4	---	1	CORAL A.E. (Non Convertible)	2.0833	1.8810	102.0000	103.5000	103.3636	102.5000	03/12/2019	56,000	57,986.87	102.1000	B	34/12/2019	100.2726	104.9499
120,000	1,000.00	1,000.00	3.95	04/04/2025	7	---	4	---	1	GEK TERNA S.A. (Non Convertible)	6.9125	2.7510	104.5000	105.0500	104.7791	105.1420	02/12/2019	54,000	56,954.00	104.5000	B	34/12/2019	99.0000	107.2000
300,000	1,000.00	1,000.00	3.10	27/06/2022	5	---	5	---	1	MYTILINEOS HOLDINGS S.A. (Non Convertible)	13.9500	2.6970	100.4700	100.4800	100.4758	100.5540	03/12/2019	33,000	33,617.35	100.4800	B	34/12/2019	100.4758	103.4000
50,000	1,000.00	1,000.00	4.35	20/06/2022	5	---	5	---	1	SYSTEMS SUNLIGHT S.A. (Non Convertible)	20.4208	3.1990	100.2100	102.4000	101.9159	101.0000	02/12/2019	29,000	30,147.80	101.0000	B	34/12/2019	99.4118	104.5000
200,000	1,000.00	1,000.00	3.50	21/03/2022	5	---	6	---	1	O.P.A.P. S.A. (Non Convertible)	7.1944	2.9310	100.6200	100.6300	100.6266	100.6000	03/12/2019	44,000	44,592.26	100.6300	B	34/12/2019	100.4347	103.5200
40,000,000	1.00	1.00	5.00	04/10/2021	5	---	13	---	1	HOUSEMARKET S.A. (Non Convertible)	0.0088	2.3180	104.1200	104.1200	104.1200	104.8800	03/12/2019	9,000	9,449.55	104.1200	B	34/12/2019	101.9500	106.1000
150,000	1,000.00	1,000.00	2.60	22/10/2026	7	---	1	---	1	TERNA ENERGY FINANCE S.A. (Non Convertible)	3.2500	2.3260	101.0100	101.8800	101.6000	101.7000	03/12/2019	331,000	336,738.80	101.3000	B	34/12/2019	101.0000	102.7000
200,000	1,000.00	1,000.00	3.60	12/03/2026	7	---	2	---	1	AEGEAN AIRLINES S.A. (Non Convertible)	8.5000	2.4620	104.6000	105.9000	105.8982	105.9500	03/12/2019	44,000	46,685.60	104.8500	B	34/12/2019	100.3628	107.9000

## Corporate Bonds Notes

Transactions Volume = (Pieces) \* (Nominal Price). Transactions Value = (Pieces) \* (Nominal Price) \* (price %) + (Accrued interest).

The price of a Bond is stated as a percentage (%) of Bond's Nominal Price.

Nominal Price in Euros (€), except if it is noted differently.

## Government Bonds

Number Listed Bonds	Nominal price	Today's Rate	Accrued Interest Calc	Exp. Date [1]	Duration (years)	Note	Coupons Date	Curr. coupon value	Trading Unit	Government Bonds	Price min	Price max	Closing price	Previous closing price/date	Volume	Transactions Value	Price	Last order Buy / Sell	Date
3,000,000	1,000.00	4.38	Actual/Actual	01/08/2022	5	---	01/08	4.38	1	GGB-FXD-010822-05Y-4.375-1.000	---	---	---	---	---	---	1.0000	B	28/11/2018
2,500,000	1,000.00	3.45	Actual/Actual	02/04/2024	5	---	02/04	3.45	1	GGB-FXD-020424-05Y-3.450-1.000	---	---	---	---	---	---	---	---	---
4,355,990,324	1.00	3.50	Actual/Actual	30/01/2023	5	---	01/02 - 31/01	3.50	1	GGB-FXD-300123-05Y-3.500-1.000	---	---	---	94.5720 13/07/2018	---	---	1.0000	B	28/11/2018
5,962,747,327	1.00	3.75	Actual/Actual	30/01/2028	10	---	/02 - 01/02 - 31/	3.75	1	GGB-FXD-300128-10Y-3.750-1.000	---	---	---	85.4610 13/07/2018	---	---	1.0000	B	28/11/2018
6,091,218,404	1.00	3.90	Actual/Actual	30/01/2033	15	---	/02 - 01/02 - 31/	3.90	1	GGB-FXD-300133-15Y-3.900-1.000	---	---	---	78.6730 13/07/2018	---	---	1.0000	B	28/11/2018
4,805,399,486	1.00	4.00	Actual/Actual	30/01/2037	19	---	/02 - 01/02 - 31/	4.00	1	GGB-FXD-300137-19Y-4.000-1.000	---	---	---	77.0370 13/07/2018	---	---	1.0000	B	28/11/2018
4,603,713,186	1.00	4.20	Actual/Actual	30/01/2042	24	---	/02 - 01/02 - 31/	4.20	1	GGB-FXD-300142-24Y-4.200-1.000	---	---	---	77.7640 13/07/2018	---	---	1.0000	B	28/11/2018
550,418,123	1.00	3.00	Actual/Actual	24/02/2023	11	---	24/02	3.00	1	GGB-FXD-240223-11Y-2.000-1.000	---	---	---	10.0000 22/06/2015	---	10.0000	B	11/07/2019	
445,007,576	1.00	3.00	Actual/Actual	24/02/2024	12	---	24/02	3.00	1	GGB-FXD-240224-12Y-2.000-1.000	---	---	---	10.0000 22/06/2015	---	---	---	---	---
423,674,226	1.00	3.00	Actual/Actual	24/02/2025	13	---	24/02	3.00	1	GGB-FXD-240225-13Y-2.000-1.000	---	---	---	10.0000 22/06/2015	---	---	---	---	---
212,292,153	1.00	3.00	Actual/Actual	24/02/2026	14	---	24/02	3.00	1	GGB-FXD-240226-14Y-2.000-1.000	---	---	---	10.0000 22/06/2015	---	---	---	---	---
160,621,352	1.00	3.00	Actual/Actual	24/02/2027	15	---	24/02	3.00	1	GGB-FXD-240227-15Y-2.000-1.000	---	---	---	10.0000 22/06/2015	---	---	---	---	---
183,244,055	1.00	3.00	Actual/Actual	24/02/2028	16	---	24/02	3.00	1	GGB-FXD-240228-16Y-2.000-1.000	---	---	---	10.0000 22/06/2015	---	---	---	---	---
164,802,894	1.00	3.00	Actual/Actual	24/02/2029	17	---	24/02	3.00	1	GGB-FXD-240229-17Y-2.000-1.000	---	---	---	10.0000 22/06/2015	---	---	---	---	---
165,460,943	1.00	3.00	Actual/Actual	24/02/2030	18	---	24/02	3.00	1	GGB-FXD-240230-18Y-2.000-1.000	---	---	---	10.0000 22/06/2015	---	---	---	---	---
129,007,241	1.00	3.00	Actual/Actual	24/02/2031	19	---	24/02	3.00	1	GGB-FXD-240231-19Y-2.000-1.000	---	---	---	10.0000 22/06/2015	---	---	---	---	---
126,192,683	1.00	3.00	Actual/Actual	24/02/2032	20	---	24/02	3.00	1	GGB-FXD-240232-20Y-2.000-1.000	---	---	---	10.0000 22/06/2015	---	---	---	---	---
146,905,168	1.00	3.00	Actual/Actual	24/02/2033	21	---	24/02	3.00	1	GGB-FXD-240233-21Y-2.000-1.000	---	---	---	10.0000 22/06/2015	---	---	---	---	---
154,475,606	1.00	3.00	Actual/Actual	24/02/2034	22	---	24/02	3.00	1	GGB-FXD-240234-22Y-2.000-1.000	---	---	---	10.0000 22/06/2015	---	---	---	---	---
144,429,441	1.00	3.00	Actual/Actual	24/02/2035	23	---	24/02	3.00	1	GGB-FXD-240235-23Y-2.000-1.000	---	---	---	10.0000 22/06/2015	---	---	---	---	---
166,211,676	1.00	3.00	Actual/Actual	24/02/2036	24	---	24/02	3.00	1	GGB-FXD-240236-24Y-2.000-1.000	---	---	---	10.0000 22/06/2015	---	---	---	---	---
145,461,669	1.00	3.00	Actual/Actual	24/02/2037	25	---	24/02	3.00	1	GGB-FXD-240237-25Y-2.000-1.000	---	---	---	10.0000 22/06/2015	---	---	---	---	---
146,941,087	1.00	3.00	Actual/Actual	24/02/2038	26	---	24/02	3.00	1	GGB-FXD-240238-26Y-2.000-1.000	---	---	---	10.0000 22/06/2015	---	---	---	---	---
135,115,612	1.00	3.00	Actual/Actual	24/02/2039	27	---	24/02	3.00	1	GGB-FXD-240239-27Y-2.000-1.000	---	---	---	10.0000 22/06/2015	---	---	---	---	---
141,909,637	1.00	3.00	Actual/Actual	24/02/2040	28	---	24/02	3.00	1	GGB-FXD-240240-28Y-2.000-1.000	---	---	---	10.0000 22/06/2015	---	---	---	---	---
136,788,720	1.00	3.00	Actual/Actual	24/02/2041	29	---	24/02	3.00	1	GGB-FXD-240241-29Y-2.000-1.000	---	---	---	10.0000 22/06/2015	---	---	---	---	---
163,643,410	1.00	3.00	Actual/Actual	24/02/2042	30	---	24/02	3.00	1	GGB-FXD-240242-30Y-2.000-1.000	---	---	---	10.0000 22/06/2015	---	---	---	---	---
4,000,000	1,000.00	3.88	Actual/Actual	12/03/2029	10	---	12/03	3.88	1	GGB-FXD-120329-10Y-3.875-1.000	---	---	---	---	---	---	100.0000	B	15/10/2019
503,753	1,000.00	0.32	FLR Actual/360	16/09/2021	2	---	16/03 - 16/09	---	1	GGB-FLT-160921-02Y-0.319-1.000	---	---	---	---	---	---	---	---	---
3,000,000	1,000.00	3.38	Actual/Actual	15/02/2025	7	---	15/02	3.38	1	GGB-FXD-150225-07Y-3.375-1.000	---	---	---	---	---	---	---	---	---
250,250	1,000.00	2.90	Actual/Actual	20/03/2023	4	---	20/03	2.90	1	GGB-FXD-200323-04Y-2.900-1.000	---	---	---	---	---	---	---	---	---
964,000	1,000.00	3.25	Actual/Actual	20/03/2025	6	---	20/03	3.25	1	GGB-FXD-200325-06Y-3.250-1.000	---	---	---	---	---	---	---	---	---
2,100,000	1,000.00	3.55	Actual/Actual	20/03/2026	7	---	20/03	3.55	1	GGB-FXD-200326-07Y-3.550-1.000	---	---	---	---	---	---	---	---	---
2,500,000	1,000.00	1.88	Actual/Actual	23/07/2026	7	---	23/07	1.88	1	GGB-FXD-230726-07Y-1.875-1.000	---	---	---	---	---	---	---	---	---

## Government Bonds Notes

Transactions Volume = (Pieces) \* (Nominal Price). Transactions Value = (Pieces) \* (Nominal Price) \* (price %) + (Accrued interest).

The Value of current coupon for the issues with NV 0.01 euro refers to NV 100 euros

FLR: Floating Interest Rate.

[1] - The Expiration Date of the interest bearing period and the Date for coupon payment.



## Government Bonds

Number Listed Bonds	Nominal price	Today's Rate	Accrued Interest Calc	Exp. Date [1]	Duration (years)	Note	Coupons Date	Curr. coupon value	Trading Unit	Government Bonds	Price min	Price max	Closing price	Previous closing price/date	Volume	Transactions Value	Price	Last order Buy / Sell	Date
---------------------	---------------	--------------	-----------------------	---------------	------------------	------	--------------	--------------------	--------------	------------------	-----------	-----------	---------------	-----------------------------	--------	--------------------	-------	-----------------------	------

## Government Bonds Notes

Transactions Volume = (Pieces) \* (Nominal Price). Transactions Value = (Pieces) \* (Nominal Price) \* (price %) + (Accrued interest).

The Value of current coupon for the issues with NV 0.01 euro refers to NV 100 euros

FLR: Floating Interest Rate.

[1] - The Expiration Date of the interest bearing period and the Date for coupon payment.

## Treasury Bills &amp; Zero Coupon Government Bonds

Issue Date	13-Week Maturity									26-Week Maturity									52-Week Maturity								
	Exp. Date	Initial Rate	Num Listed Bonds	Nominal price	Issue price	Last Trade Price	Last Trade Date	Volume Traded	Note	Exp. Date	Initial Rate	Num Listed Bonds	Nominal price	Issue price	Last Trade Price	Last Trade Date	Volume Traded	Note	Exp. Date	Initial Rate	Num Listed Bonds	Nominal price	Issue price	Last Trade Price	Last Trade Date	Volume Traded	Note
14/12/2018	---	---	---	---	---	---	---	---	---	---	---	---	---	---	---	---	---	---	13/12/2019	1.09	1,000,000	1,000.00	989.10	---	---	---	---
15/03/2019	---	---	---	---	---	---	---	---	---	---	---	---	---	---	---	---	---	---	13/03/2020	0.95	1,000,000	1,000.00	990.50	---	---	---	---
14/06/2019	---	---	---	---	---	---	---	---	---	---	---	---	---	---	---	---	---	---	12/06/2020	0.47	1,000,000	1,000.00	995.30	---	---	---	---
13/09/2019	---	---	---	---	---	---	---	---	---	---	---	---	---	---	---	---	---	---	11/09/2020	0.29	1,000,000	1,000.00	997.05	---	---	---	---

Bonds in Circulation	Currency / Min nominal traded Value	Coupons Payment Date	Current Coupon Value	Note	Coupon	Trading Unit	Issue Date	Duration (years)	Today's Interest	A.I.C in days	Bonds	Last price of previous days		Last Outcry in Cash (euro)			Trades in Pieces	Life min	Life Max
												Price	Buy / Sell	Price	Buy / Sell	Date			
<b>Corporate Bonds in Foreign Currency and Euro</b>																			
103,746	GBP / 10	01/12	0.25	---	61	1	01/12/1930	98	2.5	360	National Mortgage Bank	2.27	05/02/1996	2.27	S	05/02/1996	---	2.27	2.27
0	GBP / 10	01/12	0.25	---	63	1	01/12/1928	100	2.5	360	National Mortgage Bank	---	---	---	---	---	---	---	---

## Government Bonds Notes

A.I.C: Accrued Interest Calculation base.

FLR: Floating Interest Rate.

The minimum tradeable Nominal Value for all Demeterialised Government Titles is 100 Euros.

(μτφρ-0)

**Athex & ATHEXClear Members List**

Member Name	Stock Market			Derivatives Market		ATHEXClear Member				
	Address	Phone	Fax	Market Member	Remote Member	Market Maker	Proprietary	Market Maker	General Clearing	Direct Clearing
A. SARRIS SECURITIES S.A.				a						
6, DRAGATSANIOU ATHINA	+30 2103367700	210-3312324								
ALPHA BANK A.E.									a	
40, STADIOU STR ATHINA	(210)-3265546	(210)-3265811								
	(210)-3260000	(210)-3264116								
103, AVE. ATHINON ATHINA	+30 2103436820	210-3436270								
ALPHA FINANCE INVESTMENT SERVICES S.A.				a		a	a	a		a
5, MERLIN ATHINA	+30 2103677400	210-33311193								
ARGUS STOCKBROKERS LTD				a	a		a			
25, DIMOSTHENI SEVERI AVE NICOSIA	+357 22717000	0035722717070								
ATLANTIC SECURITIES LIMITED				a	a					
37, PRODROMOU NICOSIA	+357 22445400	00357 22661914								
AXON SECURITIES S.A.				a			a			
48, STADIOU ATHINA	+30 2103363800	210-3243903								
BETA SECURITIES S.A.				a		a	a			a
29, ALEXANDRAS AVEN. & VRAILA ATHINA	+30 2106478900	210-6410139								
BNP PARIBAS SECURITIES SERVICES									a	
2, LAMPSAKOU ATHINA	+30 2107468500	210-7468579-581								
CAPITAL SECURITIES S.A.				a			a			
58, MITROPOLEOS ATHINA	+30 2103369700	+30 210 3369820								
CFS SECURITIES-INVESTMENT SERVICES S.A.				a						
3, PAPARRIGOPOULOU ATHINA	+30 2103360800	+30 210-3360980								
CITIGROUP GLOBAL MARKET LTD				a	a					
1, CITIGROUP CENTER, CANADA SQ., CANARY WHARF LONDON	+44 02079864000									
CITIGROUP GLOBAL MARKETS EUROPE AG				a	a					
16, REUTERWEG FRANKFURT										
CREDIT SUISSE SECURITIES (EUROPE) LIMITED				a	a					
1, CABOT SQUARE LONDON	+44 2078888888									
CYCLOS SECURITIES S.A.				a			a			a
39, PANEPISTIMIOU ATHINA	+30 2103364300	+30 210-3239122								
DEUTSCHE BANK S.A.					a					
1, GREAT WINCHESTER STREET LONDON	+44 20 754 54209	00441133361437								
DYNAMIC SECURITIES S.A.				a			a			a
, SYGROU AVENUE 223 & TRALLEON 2 NEA SMYRNI	+30 2103677700	210-3677777								
EUROBANK EQUITIES INVESTMENT FIRM S.A				a		a	a	a		a
, FILELLINON 10 & XENOFONTOS 13 ATHINA	+30 2103720000	210-3720001								
EUROBANK ERGASIAS S.A.									a	
8, OTHONOS ATHINA	+30 2103337000	210-3245916								
8, OTHONOS STR. ATHINA	(210)-3337000	(210)-3233866								
	(210)-3337969	(210)-3245916								
EUROCORP INVESTMENT SERVICES S.A.				a			a			a
14, FILIKIS ETERIAS SQ, ATHINA	+30 2107263500	2107263666								
EUROTRUST INVESTMENT FIRM SA				a						
113, SEVASTOUPOLEOS ATHINA	+30 2103363100	+30 210-3238334								
EUROXX SECURITIES S.A.				a		a	a	a		a
7, PALAIOLOGOU CHALANDRI	(210)-6879400	(210)-6879401								
7, PALEOLOGOU CHALANDRI	+30 2106879400	210-6879401								
G. A. PERVANAS SECURITIES-INVESTMENT SERVICES CO S.A.				a						
7-9, SOFOKLEOUS ATHINA	+30 2103727200	210-3210-291								
GLOBAL CAPITAL SECURITIES AND FINANCIAL SERVICES LTD				a	a					
50, AVE. ARCHIEPISKOPOU MAKARIOU NICOSIA	+357 22710710	357 22339332								
HELLENIC BANK (INVESTMENTS) LTD					a					
, AVE. KYRIAKOU MATSI 31 - PO BOX 24747 NICOSIA	+357 22500100	357 22500110								
HELLENIC-AMERICAN SECURITIES S.A.				a		a	a			a
27, ANDREA PAPANDEUROU ATHINA	+30 2103311100	+30 210-3215968								
HSBC FRANCE									a	
109-111, AVE. MESOGION ATHINA	+30 2106960000	210-6929336								
INDEX SECURITIES S.A.				a						
6, DRAGATSANIOU ATHINA	+30 2103213920	+30 210-3213216								
J. CHR. MAVRIKIS SECURITIES S.A.				a						
5, SOFOKLEOUS ATHINA	+30 2103216730	210-3217767								
KAPPA SECURITIES S.A.				a			a			
15, VALAORITOU ATHINA	+30 2103678600	+30 210-3641002								

**Athex & ATHEXClear Members List**

Member Name	Stock Market			Derivatives Market		ATHEXClear Member				
	Address	Phone	Fax	Market Member	Remote Member	Market Maker	Proprietary	Market Maker	General Clearing	Direct Clearing
<b>KARAMANOF SECURITIES AND INVESTMENT SERVICES S.A.</b>				a			a			
2, SQ. AGION THEODORON ATHINA	+30 2103212947	+30 210-3217088								
<b>LAIKI FINANCIAL SERVICES LTD</b>					a					
26, AVE. VYRONOS NICOSIA	357 22367367	357 22718567								
<b>LEON DEPOLAS SECURITIES S.A.</b>				a		a	a			
1, CHRISTOU LADA ATHINA	+30 2103213276	+30 210-3211618								
<b>MEGA EQUITY SECURITIES &amp; FINANCIAL SERVICES PUBLIC LTD</b>				a	a		a			
42-44, AVE. GRIVA DIGENI NICOSIA	+357 22711711	357 22711811								
<b>MERIT SECURITIES S.A</b>				a		a	a			a
5, SOFOKLEOUS ATHINA	+30 2141008800	210-3671830								
<b>MERRILL LYNCH INTERNATIONAL</b>				a	a					
2, KING EDWARD STREET LONDON	+44 20276281000									
<b>N. CHRYSOCHOIDIS STOCK BROKERAGE I.S.S.A.</b>				a			a			a
7-9, SOFOKLEOUS ATHINA	+30 2103213913	+30 210-3216115								
<b>NATIONAL BANK OF GREECE S.A.</b>				a		a	a		a	
68, AKADIMIAS STR. ATHINA	(210)-3328817	(210)-3328678								
86, AILOU STR. ATHINA	(210)-3341000	(210)-3228187								
<b>NATIONAL SECURITIES S.A</b>				a		a	a	a		
66, KIFISIAS AVE, BUILDING A ATHINA	+30 2107720000	+30 210-7720002								
<b>NUNTIUS BROKERAGE AND INVESTMENT SERVICES S.A</b>				a						
6, DRAGATSANIOU ATHINA	+30 2103350599	+30210-3254846								
<b>ONE PLUS CAPITAL LIMITED</b>				a	a					
, 75 PRODROMOU AVENUE, ONEWORLD PARKVIEW HOUSE, 3RD FLOOR, 15122873760										
<b>OPTIMA BANK S.A.</b>				a		a	a	a	a	
32, EGIALIAS & PARADISOU MAROUSI	+30 2108173111	+30 210-6896325								
<b>PANTELAKIS SECURITIES S.A.</b>				a		a	a	a		
57, ETHNIKIS ANTISTATIS B CHALANDRI	+30 2106965000	210-6929550								
<b>PEGASUS SECURITIES S.A</b>				a			a			
17, VALAORITOU & AMERIKIS ATHINA	+30 2103670700	+30 210-3670760								
<b>PIRAEUS BANK S.A.</b>				a			a		a	
4, AMERIKIS STR. ATHINA	(210)-3335000	(210)-3335079								
4, AMERIKIS STR ATHINA	(210)-3335918	(210)-3254207								
4, AMERIKIS ATHINA	+30 2103335000	210-3335079								
<b>PIRAEUS SECURITIES S.A.</b>				a		a	a	a		a
10, STADIOU ATHINA	+30 2103354100	210-3354170								
<b>PROCHOICE SECURITIES LTD</b>				a	a					
57, SPYROU KYPRIANOY NICOSIA	+357-24-661192	+357-24-662464								
<b>SHARELINK SECURITIES-FINANCIAL SERVICES LTD</b>				a	a		a			
6, THEOTOKI MEGARO ELLINA NICOSIA	+357 22554200	+357 22750852								
<b>SOCIETE GENERALE S.A.</b>				a	a		a			
, 17 COURS VALMY 92987 PUTEAUX - LA DEFENSE PARIS	+33 157290504	+33142138697								
<b>SOLIDUS SECURITIES S.A</b>				a			a			a
64, LOUIZIS RIANCOUR ATHINA	+30 2106900600	210-6985421								
<b>ST. EM. LAVRENTAKIS SECURITIES S.A.</b>				a			a			
7-9, SOFOKLEOUS ATHINA	+30 2103213336	+30 210-3246572								
<b>THE CYPRUS INVESTMENT &amp; SECURITIES CORPORATION LTD</b>				a	a					
154, LIMASSOL AVENUE, STROVOLOS NICOSIA	+357 22121700	357 22338800								
<b>UBS LIMITED</b>					a					
1, FINSBURY AVENUE LONDON	+44 2075687135									

List of Stocks under Market Making operations

Securities	Market Maker	Start Market Making	Stock Category
ADMIE (IPTO) HOLDING S.A. (CR)	PIRAEUS SECURITIES S.A.	29/06/2017	Main Market
ALPHA BANK (CR)	ALPHA FINANCE INVESTMENT SERVICES S.A.	29/02/2016	Main Market
	EUROBANK EQUITIES INVESTMENT FIRM S.A	24/10/2012	
	HELLENIC-AMERICAN SECURITIES S.A.	06/02/2019	
	LEON DEPOLAS SECURITIES S.A.	04/01/2016	
	MERIT SECURITIES S.A	03/09/2013	
	NATIONAL SECURITIES S.A	15/01/2013	
	PIRAEUS SECURITIES S.A.	28/05/2013	
ALUMIL (CR)	BETA SECURITIES S.A.	18/07/2013	Main Market
AS COMPANY SA (CR)	EUROBANK EQUITIES INVESTMENT FIRM S.A	01/04/2019	Main Market
ATTICA BANK S.A. (CR)	EUROBANK EQUITIES INVESTMENT FIRM S.A	11/11/2019	Main Market
	EUROXX SECURITIES S.A.	22/01/2016	
	PIRAEUS SECURITIES S.A.	20/09/2017	
ATTICA HOLDINGS (CR)	HELLENIC-AMERICAN SECURITIES S.A.	28/12/2017	Main Market
AUTOHELLAS SA (CR)	ALPHA FINANCE INVESTMENT SERVICES S.A.	01/07/2019	Main Market
	EUROXX SECURITIES S.A.	02/07/2018	
AVAX S.A. (CR)	EUROBANK EQUITIES INVESTMENT FIRM S.A	14/12/2015	Main Market
BRIQ PROPERTIES (CR)	EUROBANK EQUITIES INVESTMENT FIRM S.A	09/01/2019	Main Market
BYTE COMPUTER SA (CR)	MERIT SECURITIES S.A	04/08/2013	Main Market
CC HBC AG (CR)	EUROBANK EQUITIES INVESTMENT FIRM S.A	23/10/2013	Main Market
	NATIONAL SECURITIES S.A	29/04/2013	
	PIRAEUS SECURITIES S.A.	04/05/2015	
CENERGY HOLDINGS (CB)	ALPHA FINANCE INVESTMENT SERVICES S.A.	02/01/2017	Main Market
	EUROBANK EQUITIES INVESTMENT FIRM S.A	02/01/2017	
CNL CAPITAL (CR)	MERIT SECURITIES S.A	01/10/2018	Main Market
EKTER SA (CR)	EUROBANK EQUITIES INVESTMENT FIRM S.A	16/10/2017	Main Market
	LEON DEPOLAS SECURITIES S.A.	21/05/2018	
ELASTRON (CR)	LEON DEPOLAS SECURITIES S.A.	20/02/2017	Main Market
ELLAKTOR (CR)	ALPHA FINANCE INVESTMENT SERVICES S.A.	14/03/2019	Main Market
	EUROXX SECURITIES S.A.	24/09/2018	
	HELLENIC-AMERICAN SECURITIES S.A.	14/01/2019	
	NATIONAL SECURITIES S.A	25/06/2013	
	PIRAEUS SECURITIES S.A.	22/10/2018	
ELTON SA (CR)	BETA SECURITIES S.A.	03/09/2013	Main Market
	LEON DEPOLAS SECURITIES S.A.	01/04/2019	
ELVALHALCOR (CR)	ALPHA FINANCE INVESTMENT SERVICES S.A.	07/05/2018	Main Market
	EUROBANK EQUITIES INVESTMENT FIRM S.A	07/05/2018	
EUROBANK ERGASIAS (CR)	ALPHA FINANCE INVESTMENT SERVICES S.A.	08/01/2013	Main Market
	EUROBANK EQUITIES INVESTMENT FIRM S.A	01/06/2013	
	HELLENIC-AMERICAN SECURITIES S.A.	25/07/2014	
	MERIT SECURITIES S.A	06/11/2017	
	NATIONAL SECURITIES S.A	01/01/2017	
	PIRAEUS SECURITIES S.A.	28/09/2013	
EUROPEAN RELIANCE INSUR. (CR)	EUROBANK EQUITIES INVESTMENT FIRM S.A	08/07/2019	Main Market
	PANTELAKIS SECURITIES S.A.	15/07/2019	
EYDAP S.A. (CR)	EUROBANK EQUITIES INVESTMENT FIRM S.A	10/06/2019	Main Market

List of Stocks under Market Making operations

Securities	Market Maker	Start Market Making	Stock Category
<b>FOURLIS (CR)</b>			Main Market
	EUROBANK EQUITIES INVESTMENT FIRM S.A	01/12/2016	
	EUROXX SECURITIES S.A.	01/12/2016	
	PIRAEUS SECURITIES S.A.	06/03/2017	
<b>GEK TERNA (CR)</b>			Main Market
	HELLENIC-AMERICAN SECURITIES S.A.	07/09/2015	
	PIRAEUS SECURITIES S.A.	29/08/2019	
<b>GR. SARANTIS S.A. (CR)</b>			Main Market
	BETA SECURITIES S.A.	14/05/2013	
	EUROBANK EQUITIES INVESTMENT FIRM S.A	24/10/2016	
<b>HELLENIC EXCHANGES-A.S.E. (CR)</b>			Main Market
	NATIONAL SECURITIES S.A	25/06/2013	
	PIRAEUS SECURITIES S.A.	04/05/2015	
<b>HELLENIC PETROLEUM (CR)</b>			Main Market
	HELLENIC-AMERICAN SECURITIES S.A.	14/09/2015	
	PIRAEUS SECURITIES S.A.	20/03/2017	
<b>IKTINOS HELLAS SA (CR)</b>			Main Market
	ALPHA FINANCE INVESTMENT SERVICES S.A.	01/04/2019	
	EUROBANK EQUITIES INVESTMENT FIRM S.A	25/02/2019	
	NATIONAL SECURITIES S.A	24/07/2019	
<b>INTERCONTINENTAL (CR)</b>			Main Market
	LEON DEPOLAS SECURITIES S.A.	03/06/2019	
<b>INTRACOM HOLDINGS (CR)</b>			Main Market
	LEON DEPOLAS SECURITIES S.A.	08/10/2018	
<b>INTRALOT (CR)</b>			Main Market
	EUROBANK EQUITIES INVESTMENT FIRM S.A	18/12/2017	
	EUROXX SECURITIES S.A.	12/06/2017	
	HELLENIC-AMERICAN SECURITIES S.A.	30/05/2018	
	PANTELAKIS SECURITIES S.A.	07/05/2018	
	PIRAEUS SECURITIES S.A.	28/09/2013	
<b>JUMBO SA (CR)</b>			Main Market
	MERIT SECURITIES S.A	06/11/2017	
	PIRAEUS SECURITIES S.A.	06/03/2017	
<b>KARAMOLEGOS SA (CR)</b>			Main Market
	EUROXX SECURITIES S.A.	04/10/2019	
<b>KLOUKINAS - LAPPAS SA (CR)</b>			Main Market
	BETA SECURITIES S.A.	22/09/2014	
<b>KRI-KRI S.A. (CR)</b>			Main Market
	EUROBANK EQUITIES INVESTMENT FIRM S.A	07/05/2018	
	LEON DEPOLAS SECURITIES S.A.	16/01/2017	
<b>LAMDA DEVELOPMENT SA (CR)</b>			Main Market
	EUROBANK EQUITIES INVESTMENT FIRM S.A	08/12/2014	
	PANTELAKIS SECURITIES S.A.	06/11/2017	
	PIRAEUS SECURITIES S.A.	29/06/2017	
<b>LAMPSA HOTEL SA (CR)</b>			Main Market
	LEON DEPOLAS SECURITIES S.A.	16/01/2017	
<b>MARFIN INVESTMENT GROUP (CR)</b>			Main Market
	PIRAEUS SECURITIES S.A.	02/02/2013	
<b>MLS MULTIMEDIA SA (CR)</b>			Main Market
	PIRAEUS SECURITIES S.A.	01/08/2019	
<b>MOTOR OIL (CR)</b>			Main Market
	HELLENIC-AMERICAN SECURITIES S.A.	01/09/2014	
	LEON DEPOLAS SECURITIES S.A.	01/04/2019	
	MERIT SECURITIES S.A	25/02/2019	
	NATIONAL SECURITIES S.A	17/02/2014	
	PIRAEUS SECURITIES S.A.	04/05/2015	
<b>MYTILINEOS (CR)</b>			Main Market
	ALPHA FINANCE INVESTMENT SERVICES S.A.	15/04/2019	
	EUROBANK EQUITIES INVESTMENT FIRM S.A	20/09/2017	
	MERIT SECURITIES S.A	25/02/2019	
	NATIONAL SECURITIES S.A	25/06/2013	
	PIRAEUS SECURITIES S.A.	04/05/2015	

List of Stocks under Market Making operations

Securities	Market Maker	Start Market Making	Stock Category
<b>NATIONAL BANK (CR)</b>			<b>Main Market</b>
	ALPHA FINANCE INVESTMENT SERVICES S.A.	08/01/2013	
	EUROBANK EQUITIES INVESTMENT FIRM S.A	24/10/2012	
	HELLENIC-AMERICAN SECURITIES S.A.	25/07/2014	
	LEON DEPOLAS SECURITIES S.A.	20/04/2015	
	MERIT SECURITIES S.A	03/09/2013	
	NATIONAL SECURITIES S.A	28/02/2013	
	PIRAEUS SECURITIES S.A.	08/09/2013	
<b>OPAP (CR)</b>			<b>Main Market</b>
	ALPHA FINANCE INVESTMENT SERVICES S.A.	08/01/2013	
	EUROBANK EQUITIES INVESTMENT FIRM S.A	24/10/2012	
	HELLENIC-AMERICAN SECURITIES S.A.	25/07/2014	
	MERIT SECURITIES S.A	20/03/2017	
	NATIONAL SECURITIES S.A	15/01/2013	
	PIRAEUS SECURITIES S.A.	04/05/2015	
<b>OTE (CR)</b>			<b>Main Market</b>
	ALPHA FINANCE INVESTMENT SERVICES S.A.	08/01/2013	
	EUROBANK EQUITIES INVESTMENT FIRM S.A	24/10/2012	
	HELLENIC-AMERICAN SECURITIES S.A.	25/07/2014	
	LEON DEPOLAS SECURITIES S.A.	01/04/2019	
	MERIT SECURITIES S.A	20/03/2017	
	NATIONAL SECURITIES S.A	01/12/2012	
	PIRAEUS SECURITIES S.A.	08/09/2013	
<b>P.P.A. S.A. (CR)</b>			<b>Main Market</b>
	EUROBANK EQUITIES INVESTMENT FIRM S.A	06/02/2019	
<b>PAPOUTSANIS (CR)</b>			<b>Main Market</b>
	ALPHA FINANCE INVESTMENT SERVICES S.A.	19/11/2018	
	BETA SECURITIES S.A.	25/11/2013	
<b>PETROPOULOS PETROS (CR)</b>			<b>Main Market</b>
	EUROBANK EQUITIES INVESTMENT FIRM S.A	01/04/2019	
<b>PIRAEUS BANK (CR)</b>			<b>Main Market</b>
	ALPHA FINANCE INVESTMENT SERVICES S.A.	15/04/2019	
	EUROBANK EQUITIES INVESTMENT FIRM S.A	23/10/2012	
	EUROXX SECURITIES S.A.	15/02/2016	
	HELLENIC-AMERICAN SECURITIES S.A.	14/01/2019	
	MERIT SECURITIES S.A	16/09/2013	
	NATIONAL SECURITIES S.A	02/06/2013	
	PIRAEUS SECURITIES S.A.	16/02/2013	
<b>PLAISIO COMPUTERS SA (CR)</b>			<b>Main Market</b>
	BETA SECURITIES S.A.	05/05/2014	
	EUROBANK EQUITIES INVESTMENT FIRM S.A	02/03/2015	
<b>PPC (CR)</b>			<b>Main Market</b>
	ALPHA FINANCE INVESTMENT SERVICES S.A.	08/01/2013	
	ALPHA FINANCE INVESTMENT SERVICES S.A.	23/07/2018	
	EUROBANK EQUITIES INVESTMENT FIRM S.A	23/10/2012	
	MERIT SECURITIES S.A	06/11/2017	
	NATIONAL SECURITIES S.A	26/03/2013	
	PIRAEUS SECURITIES S.A.	28/09/2013	
<b>PROFILE SA (CR)</b>			<b>Main Market</b>
	PANTELAKIS SECURITIES S.A.	01/07/2019	
<b>QUALITY &amp; RELIABILITY SA (CR)</b>			<b>Main Market</b>
	BETA SECURITIES S.A.	20/08/2014	
<b>QUEST HOLDINGS (CR)</b>			<b>Main Market</b>
	BETA SECURITIES S.A.	26/03/2018	
	EUROBANK EQUITIES INVESTMENT FIRM S.A	28/01/2019	
<b>SPIROY AGRICULTURE SA (CR)</b>			<b>Main Market</b>
	EUROBANK EQUITIES INVESTMENT FIRM S.A	02/09/2019	
<b>THRACE PLASTICS SA (CR)</b>			<b>Main Market</b>
	ALPHA FINANCE INVESTMENT SERVICES S.A.	26/03/2018	
	EUROBANK EQUITIES INVESTMENT FIRM S.A	26/03/2018	
<b>TITAN CEMENT (CB)</b>			<b>Main Market</b>
	EUROBANK EQUITIES INVESTMENT FIRM S.A	07/11/2019	
<b>VIOHALCO SA/NV (CB)</b>			<b>Main Market</b>
	ALPHA FINANCE INVESTMENT SERVICES S.A.	17/02/2014	
	EUROBANK EQUITIES INVESTMENT FIRM S.A	01/01/2017	
	MERIT SECURITIES S.A	17/03/2014	



Underlying Asset				Derivatives Market													
Price max	Price min	Closing price	change	Delivery Month	Open price	Price max	Price min	Last price	Closing price	Last Bid	Last Ask	Fixing price*	Life high	Life low	Trades	Volume	Open Interest
<b>FTSE/Athex Large Cap</b>																	
2,235.94	2,207.98	2,235.94	0.85%	December 2019	2,220.00	2,236.25	2,207.00	2,233.00	2,233.00	---	---		2,279.00	---	173	786	10,313
				January 2020	2,118.75	2,234.75	2,212.50	2,234.75	2,234.75	---	---		2,279.25	---	31	99	416
				February 2020	---	---	---	---	2,227.00	---	---		---	---	---	---	---
				March 2020	---	---	---	---	2,230.50	---	---		---	---	---	---	---
				June 2020	---	---	---	---	2,241.75	---	---		---	---	---	---	---
				September 2020	---	---	---	---	2,253.00	---	---		---	---	---	---	---

(Trade Unit: 1 Index Point x 2E, Cash Settlement)

Derivatives notes

Fixing prices and final open positions can be retrieved from the following path <http://www.helex.gr/el/web/guest/statistics-end-of-day-derivatives>

Underlying Asset				Derivatives Market													
Price max	Price min	Closing price	change	Delivery Month	Open price	Price max	Price min	Last price	Closing price	Last Bid	Last Ask	Fixing price*	Life high	Life low	Trades	Volume	Open Interest
<b>ADMIE (IPTO) HOLDING S.A. (CR)</b>				(Contract Size: 100 Securities, Physical Delivery)													
2.18	2.145	2.17	1.17%	December 2019	2.17	2.17	2.16	2.17	2.17	---	---	---	2.25	---	21	134	7,306
				March 2020	---	---	---	---	2.16	---	---	---	---	---	---	---	---
				June 2020	---	---	---	---	2.17	---	---	---	---	---	---	---	---
				September 2020	---	---	---	---	2.18	---	---	---	---	---	---	---	---
<b>ALPHA BANK (CR)</b>				(Contract Size: 100 Securities, Physical Delivery)													
1.9	1.841	1.897	0.58%	December 2019	1.88	1.90	1.86	1.90	1.90	---	---	---	1.99	---	201	4,811	59,862
				March 2020	1.89	1.91	1.87	1.87	1.87	---	---	---	1.91	---	10	47	132
				June 2020	---	---	---	---	1.91	---	---	---	---	---	---	---	---
				September 2020	---	---	---	---	1.92	---	---	---	---	---	---	---	---
<b>ATTICA BANK S.A. (CR)</b>				(Contract Size: 100 Securities, Physical Delivery)													
0.418	0.402	0.418	1.95%	December 2019	0.414	0.414	0.414	0.414	0.414	---	---	---	0.468	---	1	1	7,475
				March 2020	---	---	---	---	0.412	---	---	---	---	---	---	---	---
				June 2020	---	---	---	---	0.415	---	---	---	---	---	---	---	---
				September 2020	---	---	---	---	0.417	---	---	---	---	---	---	---	---
<b>CC HBC AG (CR)</b>				(Contract Size: 100 Securities, Physical Delivery)													
29.52	29.18	29.39	0.10%	December 2019	29.27	29.50	29.20	29.42	29.42	---	---	---	31.38	---	9	21	381
				March 2020	---	---	---	---	29.54	---	---	---	---	---	---	---	---
				June 2020	---	---	---	---	29.68	---	---	---	---	---	---	---	---
				September 2020	---	---	---	---	29.83	---	---	---	---	---	---	---	---
<b>CENERGY HOLDINGS (CB)</b>				(Contract Size: 100 Securities, Physical Delivery)													
1.3	1.284	1.288	-0.92%	December 2019	1.29	1.30	1.29	1.30	1.30	---	---	---	1.46	---	7	72	7,716
				March 2020	---	---	---	---	1.31	---	---	---	---	---	---	---	---
				June 2020	---	---	---	---	1.31	---	---	---	---	---	---	---	---
				September 2020	---	---	---	---	1.32	---	---	---	---	---	---	---	---
<b>ELLAKTOR (CR)</b>				(Contract Size: 100 Securities, Physical Delivery)													
1.744	1.686	1.698	-1.39%	December 2019	1.72	1.75	1.69	1.71	1.71	---	---	---	2.27	---	197	1,278	22,633
				March 2020	1.71	1.76	1.71	1.72	1.72	---	---	---	1.76	---	5	16	---
				June 2020	---	---	---	---	1.74	---	---	---	---	---	---	---	---
				September 2020	---	---	---	---	1.75	---	---	---	---	---	---	---	---
<b>EUROBANK ERGASIAS (CR)</b>				(Contract Size: 100 Securities, Physical Delivery)													
0.9225	0.904	0.916	0.66%	December 2019	0.913	0.922	0.907	0.915	0.915	---	---	---	0.994	---	101	3,582	39,177
				March 2020	0.910	0.910	0.910	0.910	0.910	---	---	---	0.910	---	1	1	2
				June 2020	---	---	---	---	0.920	---	---	---	---	---	---	---	---
				September 2020	---	---	---	---	0.925	---	---	---	---	---	---	---	---

Derivatives notes

Fixing prices and final open positions can be retrieved from the following path <http://www.helex.gr/el/web/guest/statistics-end-of-day-derivatives>

Underlying Asset				Derivatives Market													
Price max	Price min	Closing price	change	Delivery Month	Open price	Price max	Price min	Last price	Closing price	Last Bid	Last Ask	Fixing price*	Life high	Life low	Trades	Volume	Open Interest
<b>EYDAP S.A. (CR)</b>				(Contract Size: 100 Securities, Physical Delivery)													
7.44	7.3	7.39	-0.67%	December 2019	7.40	7.40	7.40	7.40	7.40	---	---	---	8.18	---	1	5	451
				March 2020	---	---	---	---	7.48	---	---	---	---	---	---	---	---
				June 2020	---	---	---	---	7.52	---	---	---	---	---	---	---	---
				September 2020	---	---	---	---	7.56	---	---	---	---	---	---	---	---
<b>FOURLIS (CR)</b>				(Contract Size: 100 Securities, Physical Delivery)													
5.42	5.27	5.42	2.26%	December 2019	5.31	5.34	5.31	5.34	5.34	---	---	---	5.60	---	2	6	198
				March 2020	---	---	---	---	5.33	---	---	---	---	---	---	---	---
				June 2020	---	---	---	---	5.36	---	---	---	---	---	---	---	---
				September 2020	---	---	---	---	5.39	---	---	---	---	---	---	---	---
<b>GEK TERNA (CR)</b>				(Contract Size: 100 Securities, Physical Delivery)													
7	6.89	6.94	0.14%	December 2019	6.98	6.98	6.93	6.96	6.96	---	---	---	7.17	---	16	45	10,721
				March 2020	---	---	---	---	6.97	---	---	---	---	---	---	---	---
				June 2020	---	---	---	---	7.01	---	---	---	---	---	---	---	---
				September 2020	---	---	---	---	7.04	---	---	---	---	---	---	---	---
<b>HELLENIC EXCHANGES-A.S.E. (CR)</b>				(Contract Size: 102 Securities, Physical Delivery)													
4.56	4.495	4.56	0.66%	December 2019	4.55	4.56	4.55	4.56	4.56	---	---	---	4.90	---	2	2	2,719
				March 2020	---	---	---	---	4.56	---	---	---	4.56	---	---	---	2
				June 2020	---	---	---	---	4.58	---	---	---	---	---	---	---	---
				September 2020	---	---	---	---	4.60	---	---	---	---	---	---	---	---
<b>HELLENIC PETROLEUM (CR)</b>				(Contract Size: 100 Securities, Physical Delivery)													
8.52	8.41	8.46	-0.47%	December 2019	8.51	8.51	8.48	8.48	8.48	---	---	---	9.40	---	8	137	2,008
				March 2020	8.44	8.49	8.33	8.33	8.33	---	---	---	8.49	---	6	122	---
				June 2020	---	---	---	---	8.59	---	---	---	---	---	---	---	---
				September 2020	---	---	---	---	8.64	---	---	---	---	---	---	---	---
<b>INTRACOM HOLDINGS (CR)</b>				(Contract Size: 100 Securities, Physical Delivery)													
0.825	0.8	0.817	0.12%	December 2019	0.825	0.825	0.818	0.825	0.825	---	---	---	1.08	---	5	18	3,695
				March 2020	---	---	---	---	0.821	---	---	---	1.01	---	---	---	---
				June 2020	---	---	---	---	0.825	---	---	---	---	---	---	---	---
				September 2020	---	---	---	---	0.829	---	---	---	---	---	---	---	---
<b>INTRALOT (CR)</b>				(Contract Size: 100 Securities, Physical Delivery)													
0.3785	0.37	0.372	-0.27%	December 2019	0.379	0.381	0.373	0.381	0.381	---	---	---	0.522	---	19	100	6,561
				March 2020	---	---	---	---	0.375	---	---	---	0.380	---	---	---	10
				June 2020	---	---	---	---	0.377	---	---	---	---	---	---	---	---
				September 2020	---	---	---	---	0.379	---	---	---	---	---	---	---	---

Derivatives notes

Fixing prices and final open positions can be retrieved from the following path <http://www.helex.gr/el/web/guest/statistics-end-of-day-derivatives>

Underlying Asset				Derivatives Market													
Price max	Price min	Closing price	change	Delivery Month	Open price	Price max	Price min	Last price	Closing price	Last Bid	Last Ask	Fixing price*	Life high	Life low	Trades	Volume	Open Interest
<b>JUMBO SA (CR)</b>				(Contract Size: 100 Securities, Physical Delivery)													
18.49	17.6	18.48	4.41%	December 2019	17.86	18.50	17.86	18.40	18.40	---	---	---	18.83	---	53	121	1,038
				March 2020	---	---	---	---	17.81	---	---	---	---	---	---	---	---
				June 2020	---	---	---	---	17.90	---	---	---	---	---	---	---	---
				September 2020	---	---	---	---	17.99	---	---	---	---	---	---	---	---
<b>LAMDA DEVELOPMENT SA (CR)</b>				(Contract Size: 106 Securities, Physical Delivery)													
7.18	7.04	7.15	1.56%	December 2019	7.06	7.13	7.06	7.13	7.13	---	---	---	7.34	7.05	6	26	1,502
				March 2020	7.04	7.10	7.00	7.10	7.10	---	---	---	7.27	7.00	14	54	366
				June 2020	---	---	---	---	7.12	---	---	---	---	---	---	---	---
				September 2020	---	---	---	---	7.15	---	---	---	---	---	---	---	---
<b>MARFIN INVESTMENT GROUP (CR)</b>				(Contract Size: 100 Securities, Physical Delivery)													
0.0914	0.0891	0.09	0.67%	December 2019	0.090	0.093	0.090	0.090	0.090	---	---	---	0.160	---	48	2,035	76,679
				March 2020	---	---	---	---	0.090	---	---	---	0.110	---	---	---	584
				June 2020	---	---	---	---	0.090	---	---	---	---	---	---	---	---
				September 2020	---	---	---	---	0.091	---	---	---	---	---	---	---	---
<b>MOTOR OIL (CR)</b>				(Contract Size: 100 Securities, Physical Delivery)													
20.9	20.54	20.9	1.36%	December 2019	20.54	20.54	20.40	20.40	20.40	---	---	---	22.30	---	4	9	674
				March 2020	---	---	---	---	20.74	---	---	---	---	---	---	---	---
				June 2020	---	---	---	---	20.85	---	---	---	---	---	---	---	---
				September 2020	---	---	---	---	20.95	---	---	---	---	---	---	---	---
<b>MYTILINEOS (CR)</b>				(Contract Size: 100 Securities, Physical Delivery)													
9.92	9.8	9.845	0.46%	December 2019	9.85	9.94	9.83	9.86	9.86	---	---	---	10.34	---	102	492	13,900
				March 2020	9.90	9.96	9.90	9.96	9.96	---	---	---	9.96	---	8	52	25
				June 2020	---	---	---	---	9.91	---	---	---	---	---	---	---	---
				September 2020	---	---	---	---	9.96	---	---	---	---	---	---	---	---
<b>NATIONAL BANK (CR)</b>				(Contract Size: 100 Securities, Physical Delivery)													
3	2.924	2.98	0.95%	December 2019	2.97	3.00	2.94	2.96	2.96	---	---	---	3.16	---	288	4,773	39,825
				March 2020	3.00	3.00	3.00	3.00	3.00	---	---	---	3.10	---	2	23	256
				June 2020	---	---	---	---	2.98	---	---	---	---	---	---	---	---
				September 2020	---	---	---	---	3.00	---	---	---	---	---	---	---	---
<b>OPAP (CR)</b>				(Contract Size: 100 Securities, Physical Delivery)													
11.03	10.84	11	0.92%	December 2019	10.88	11.08	10.86	10.99	10.99	---	---	---	11.19	---	107	397	5,651
				March 2020	10.85	10.85	10.80	10.80	10.80	---	---	---	10.85	---	2	11	---
				June 2020	---	---	---	---	11.02	---	---	---	---	---	---	---	---
				September 2020	---	---	---	---	11.08	---	---	---	---	---	---	---	---

Derivatives notes

Fixing prices and final open positions can be retrieved from the following path <http://www.helex.gr/el/web/guest/statistics-end-of-day-derivatives>

Underlying Asset				Derivatives Market													
Price max	Price min	Closing price	change	Delivery Month	Open price	Price max	Price min	Last price	Closing price	Last Bid	Last Ask	Fixing price*	Life high	Life low	Trades	Volume	Open Interest
<b>OTE (CR)</b>				(Contract Size: 100 Securities, Physical Delivery)													
13.56	13.36	13.55	0.30%	December 2019	13.56	13.56	13.42	13.42	13.42	---	---	---	13.97	---	10	55	2,144
				March 2020	---	---	---	---	13.59	---	---	---	13.80	---	---	---	2
				June 2020	---	---	---	---	13.66	---	---	---	---	---	---	---	---
				September 2020	---	---	---	---	13.73	---	---	---	---	---	---	---	---
<b>P.P.A. S.A. (CR)</b>				(Contract Size: 100 Securities, Physical Delivery)													
22.65	22.15	22.65	0.44%	December 2019	22.30	22.30	22.30	22.30	22.30	---	---	---	24.17	---	2	3	728
				March 2020	---	---	---	---	22.69	---	---	---	---	---	---	---	---
				June 2020	---	---	---	---	22.80	---	---	---	---	---	---	---	---
				September 2020	---	---	---	---	22.91	---	---	---	---	---	---	---	---
<b>PIRAEUS BANK (CR)</b>				(Contract Size: 100 Securities, Physical Delivery)													
3.09	3.004	3.08	2.60%	December 2019	3.05	3.09	3.01	3.08	3.08	---	---	---	3.21	---	190	2,582	28,898
				March 2020	3.08	3.11	3.06	3.11	3.11	---	---	---	3.16	---	20	196	63
				June 2020	---	---	---	---	3.04	---	---	---	---	---	---	---	---
				September 2020	---	---	---	---	3.05	---	---	---	---	---	---	---	---
<b>PPC (CR)</b>				(Contract Size: 100 Securities, Physical Delivery)													
3.336	3.248	3.33	2.15%	December 2019	3.29	3.34	3.25	3.33	3.33	---	---	---	3.39	---	99	554	16,334
				March 2020	3.32	3.32	3.32	3.32	3.32	---	---	---	3.43	---	1	5	42
				June 2020	---	---	---	---	3.30	---	---	---	---	---	---	---	---
				September 2020	---	---	---	---	3.31	---	---	---	---	---	---	---	---
<b>TERNA ENERGY (CR)</b>				(Contract Size: 100 Securities, Physical Delivery)													
7.42	7.2	7.27	-1.76%	December 2019	7.39	7.39	7.26	7.32	7.32	---	---	---	8.17	---	16	31	4,816
				March 2020	7.34	7.34	7.31	7.31	7.31	---	---	---	7.34	---	2	2	---
				June 2020	---	---	---	---	7.48	---	---	---	---	---	---	---	---
				September 2020	---	---	---	---	7.52	---	---	---	---	---	---	---	---
<b>TITAN CEMENT (CB)</b>				(Contract Size: 100 Securities, Physical Delivery)													
18.48	18.1	18.32	-0.22%	December 2019	---	---	---	---	18.38	---	---	---	19.04	---	---	---	71
				March 2020	---	---	---	---	18.47	---	---	---	18.20	---	---	---	1
				June 2020	---	---	---	---	18.56	---	---	---	---	---	---	---	---
				September 2020	---	---	---	---	18.66	---	---	---	---	---	---	---	---
<b>VIOHALCO SA/NV (CB)</b>				(Contract Size: 100 Securities, Physical Delivery)													
3.665	3.565	3.635	0.69%	December 2019	3.66	3.67	3.60	3.67	3.67	---	---	---	4.23	---	8	44	6,584
				March 2020	---	---	---	---	3.63	---	---	---	---	---	---	---	---
				June 2020	---	---	---	---	3.65	---	---	---	---	---	---	---	---
				September 2020	---	---	---	---	3.67	---	---	---	---	---	---	---	---

Derivatives notes

Fixing prices and final open positions can be retrieved from the following path <http://www.helex.gr/el/web/guest/statistics-end-of-day-derivatives>

FTSE/Athex Large Cap

(Trade Unit: 1 Index Point x 2€ - Exercice Style: European, Cash Settlement)

Call Options														Put Options																					
December 2019							January 2020							Other Months		December 2019							January 2020							Other Months		Exercice Price			
Open price	Price max	Price min	Last price	Closing price	Volume	Open Interest	Open price	Price max	Price min	Last price	Closing price	Volume	Open Interest	Volume	Open Interest	Open price	Price max	Price min	Last price	Closing price	Volume	Open Interest	Open price	Price max	Price min	Last price	Closing price	Volume	Open Interest	Volume	Open Interest				
1,450	0.00	0.00	0.00	-	759.00	-	-	-	-	-	-	-	-	-	-	0.00	0.00	0.00	-	0.01	-	-	-	-	-	-	-	-	-	-	-	1,450			
1,475	0.00	0.00	0.00	-	734.00	-	-	-	-	-	-	-	-	-	-	0.00	0.00	0.00	-	0.01	-	-	-	-	-	-	-	-	-	-	-	1,475			
1,500	0.00	0.00	0.00	-	709.00	-	-	-	-	-	-	-	-	-	-	0.00	0.00	0.00	-	0.01	-	-	-	-	-	-	-	-	-	-	-	1,500			
1,525	0.00	0.00	0.00	-	684.00	-	-	-	-	-	-	-	-	-	-	0.00	0.00	0.00	-	0.01	-	-	-	-	-	-	-	-	-	-	-	1,525			
1,550	0.00	0.00	0.00	-	659.00	-	-	-	-	-	-	-	-	-	-	0.00	0.00	0.00	-	0.01	-	-	-	-	-	-	-	-	-	-	-	1,550			
1,575	0.00	0.00	0.00	-	634.00	-	-	-	-	-	-	-	-	-	-	0.00	0.00	0.00	-	0.01	-	-	-	-	-	-	-	-	-	-	-	1,575			
1,600	0.00	0.00	0.00	-	609.00	-	-	-	-	-	-	-	-	-	-	0.00	0.00	0.00	-	0.01	-	-	-	-	-	-	-	-	-	-	-	1,600			
1,625	0.00	0.00	0.00	-	584.00	-	-	-	-	-	-	-	-	-	-	0.00	0.00	0.00	-	0.01	-	-	-	-	-	-	-	-	-	-	-	1,625			
1,650	0.00	0.00	0.00	-	559.00	-	-	-	-	-	-	-	-	-	-	0.00	0.00	0.00	-	0.01	-	-	-	-	-	-	-	-	-	-	-	1,650			
1,675	0.00	0.00	0.00	-	534.00	-	-	-	-	-	-	-	-	-	-	0.00	0.00	0.00	-	0.01	-	-	-	-	-	-	-	-	-	-	-	1,675			
1,700	0.00	0.00	0.00	-	509.00	-	-	-	-	-	-	-	-	-	-	0.00	0.00	0.00	-	0.01	-	-	-	-	-	-	-	-	-	-	-	1,700			
1,725	0.00	0.00	0.00	-	484.00	-	-	-	-	-	-	-	-	-	-	0.00	0.00	0.00	-	0.01	-	-	-	-	-	-	-	-	-	-	-	1,725			
1,750	0.00	0.00	0.00	-	459.00	-	-	-	-	-	-	-	-	-	-	0.00	0.00	0.00	-	0.01	-	-	-	-	-	-	-	-	-	-	-	1,750			
1,775	0.00	0.00	0.00	-	434.00	-	-	-	-	-	-	-	-	-	-	0.00	0.00	0.00	-	0.03	-	-	-	-	-	-	-	-	-	-	-	1,775			
1,800	0.00	0.00	0.00	-	409.00	-	-	-	-	-	-	-	-	-	-	0.00	0.00	0.00	-	0.01	-	-	-	-	-	-	-	-	-	-	-	1,800			
1,825	0.00	0.00	0.00	-	384.00	-	-	-	-	-	-	-	-	-	-	0.00	0.00	0.00	-	0.02	-	-	-	-	-	-	-	-	-	-	-	1,825			
1,850	0.00	0.00	0.00	-	359.00	-	-	-	-	-	-	-	-	-	-	0.00	0.00	0.00	-	0.01	-	-	-	-	-	-	-	-	-	-	-	1,850			
1,875	0.00	0.00	0.00	-	334.00	-	-	-	-	-	-	-	-	-	-	0.00	0.00	0.00	-	0.02	-	-	-	-	-	-	-	-	-	-	-	1,875			
1,900	0.00	0.00	0.00	-	309.00	-	-	-	-	-	-	-	-	-	-	0.00	0.00	0.00	-	0.04	-	-	-	-	-	-	-	-	-	-	-	1,900			
1,925	0.00	0.00	0.00	-	284.00	-	-	0.00	0.00	0.00	-	285.00	-	-	-	0.00	0.00	0.00	-	0.01	-	-	0.00	0.00	0.00	-	0.55	-	-	-	1,925				
1,950	0.00	0.00	0.00	-	260.00	-	-	0.00	0.00	0.00	-	260.00	-	-	-	0.00	0.00	0.00	-	0.01	-	-	0.00	0.00	0.00	-	0.99	-	-	-	1,950				
1,975	0.00	0.00	0.00	-	235.00	-	-	0.00	0.00	0.00	-	236.00	-	-	-	0.00	0.00	0.00	-	0.04	-	-	0.00	0.00	0.00	-	1.70	-	-	-	1,975				
2,000	0.00	0.00	0.00	-	210.00	-	-	0.00	0.00	0.00	-	212.00	-	-	-	0.00	0.00	0.00	-	0.12	-	-	0.00	0.00	0.00	-	2.90	-	-	-	2,000				
2,050	0.00	0.00	0.00	-	160.00	-	-	0.00	0.00	0.00	-	166.00	-	-	-	0.00	0.00	0.00	-	0.80	-	165	0.00	0.00	0.00	-	7.00	-	-	-	2,050				
2,100	0.00	0.00	0.00	-	113.00	-	63	0.00	0.00	0.00	-	125.00	-	-	-	0.00	0.00	0.00	-	3.60	-	124	0.00	0.00	0.00	-	15.00	-	-	-	2,100				
2,150	0.00	0.00	0.00	-	71.50	-	8	0.00	0.00	0.00	-	88.50	-	161	-	8.00	0.00	8.00	8.00	8.00	8.00	1	564	20.25	20.25	20.25	20.25	20.25	20	123	-	2,150			
2,200	0.00	0.00	0.00	-	39.00	-	17	0.00	0.00	0.00	-	59.00	-	20	-	21.00	0.00	20.75	20.75	20.75	20.75	46	440	35.75	35.75	35.75	35.75	35.75	20	162	-	2,200			
2,250	22.50	22.50	22.50	22.50	22.50	20	279	44.00	44.00	44.00	44.00	44.00	10	14	-	46.00	22.50	46.00	49.00	49.00	49.00	11	54	0.00	0.00	0.00	-	77.00	-	60	-	2,250			
2,300	10.00	10.00	10.00	10.00	10.00	1	488	0.00	0.00	0.00	-	21.50	-	45	-	0.00	10.00	0.00	-	97.00	-	1	0.00	0.00	0.00	-	111.00	-	21	-	2,300				
2,350	0.00	0.00	0.00	-	2.10	-	3	0.00	0.00	0.00	-	11.75	-	60	-	0.00	0.00	0.00	-	142.00	-	20	0.00	0.00	0.00	-	152.00	-	30	-	2,350				
2,400	0.00	0.00	0.00	-	0.51	-	-	0.00	0.00	0.00	-	5.90	-	-	-	0.00	0.00	0.00	-	191.00	-	-	0.00	0.00	0.00	-	196.00	-	-	-	2,400				
2,450	0.00	0.00	0.00	-	0.10	-	-	0.00	0.00	0.00	-	2.80	-	-	-	0.00	0.00	0.00	-	240.00	-	-	0.00	0.00	0.00	-	242.00	-	-	-	2,450				
2,500	0.00	0.00	0.00	-	0.02	-	-	0.00	0.00	0.00	-	1.20	-	-	-	0.00	0.00	0.00	-	290.00	-	-	0.00	0.00	0.00	-	291.00	-	-	-	2,500				
Totals:						21	858							10	300	0	0							58	1,368							40	396	0	0
Number of Trades:						2								1		0								7								2		0	

ALPHA BANK (CR)

(Contract Size: 100 Securities, Exercise Style: American, Physical Delivery)

Call Options																Put Options																				
Exercise Price	December 2019						January 2020						Other Months		December 2019						January 2020						Other Months		Exercise Price							
	Open price	Price max	Price min	Last price	Closing price	Volume	Open Interest	Open price	Price max	Price min	Last price	Closing price	Volume	Open Interest	Volume	Open Interest	Open price	Price max	Price min	Last price	Closing price	Volume	Open Interest	Open price	Price max	Price min	Last price	Closing price		Volume	Open Interest	Volume	Open Interest			
0.600	0.000	0.000	0.000		1.29	-	-										0.000	0.000	0.000		0.001	-	-										0.006			
0.650	0.000	0.000	0.000		1.24	-	-										0.000	0.000	0.000		0.001	-	-										0.007			
0.700	0.000	0.000	0.000		1.19	-	-										0.000	0.000	0.000		0.001	-	-										0.007			
0.750	0.000	0.000	0.000		1.14	-	-										0.000	0.000	0.000		0.001	-	-										0.008			
0.800	0.000	0.000	0.000		1.09	-	-										0.000	0.000	0.000		0.001	-	-										0.008			
0.850	0.000	0.000	0.000		1.04	-	-										0.000	0.000	0.000		0.002	-	-										0.009			
0.900	0.000	0.000	0.000		0.991	-	-										0.000	0.000	0.000		0.003	-	-										0.009			
0.950	0.000	0.000	0.000		0.941	-	-										0.000	0.000	0.000		0.001	-	-										0.010			
1.000	0.000	0.000	0.000		0.891	-	-										0.000	0.000	0.000		0.001	-	-										0.010			
1.100	0.000	0.000	0.000		0.791	-	-										0.000	0.000	0.000		0.001	-	-										0.011			
1.200	0.000	0.000	0.000		0.691	-	-	0.000	0.000	0.000		0.693	-	-			0.000	0.000	0.000		0.001	-	-	0.000	0.000	0.000		0.003	-	-			0.012			
1.300	0.000	0.000	0.000		0.591	-	-	0.000	0.000	0.000		0.594	-	-			0.000	0.000	0.000		0.002	-	-	0.000	0.000	0.000		0.001	-	-			0.013			
1.400	0.000	0.000	0.000		0.491	-	-	0.000	0.000	0.000		0.495	-	-			0.000	0.000	0.000		0.001	-	-	0.000	0.000	0.000		0.002	-	-			0.014			
1.500	0.000	0.000	0.000		0.392	-	-	0.000	0.000	0.000		0.399	-	-			0.000	0.000	0.000		0.001	-	-	0.000	0.000	0.000		0.006	-	-			0.015			
1.600	0.000	0.000	0.000		0.294	-	-	0.000	0.000	0.000		0.309	-	-			0.000	0.000	0.000		0.003	-	-	0.000	0.000	0.000		0.015	-	-			0.016			
1.700	0.000	0.000	0.000		0.204	-	-	0.000	0.000	0.000		0.229	-	-			0.000	0.000	0.000		0.012	-	-	0.000	0.000	0.000		0.035	-	-			0.017			
1.800	0.000	0.000	0.000		0.127	-	35	0.000	0.000	0.000		0.161	-	-			0.000	0.000	0.000		0.035	-	-	0.000	0.000	0.000		0.066	-	-			0.018			
1.900	0.000	0.000	0.000		0.070	-	5	0.000	0.000	0.000		0.107	-	-			0.000	0.000	0.000		0.078	-	-	0.000	0.000	0.000		0.113	-	-			0.019			
2.000	0.000	0.000	0.000		0.033	-	-	0.000	0.000	0.000		0.068	-	-			0.000	0.000	0.000		0.141	-	-	0.000	0.000	0.000		0.174	-	-			0.020			
2.200	0.000	0.000	0.000		0.005	-	-	0.000	0.000	0.000		0.024	-	-			0.000	0.000	0.000		0.314	-	-	0.000	0.000	0.000		0.329	-	-			0.022			
2.400	0.000	0.000	0.000		0.002	-	-	0.000	0.000	0.000		0.007	-	-			0.000	0.000	0.000		0.510	-	-	0.000	0.000	0.000		0.514	-	-			0.024			
2.600	0.000	0.000	0.000		0.001	-	-	0.000	0.000	0.000		0.002	-	-			0.000	0.000	0.000		0.710	-	-	0.000	0.000	0.000		0.710	-	-			0.026			
2.800	0.000	0.000	0.000		0.001	-	-	0.000	0.000	0.000		0.001	-	-			0.000	0.000	0.000		0.910	-	-	0.000	0.000	0.000		0.910	-	-			0.028			
Totals:						0	40					0	0	0	0						0	0											0	10	0	0
Number of Trades:						0						0		0							0.00							0						0		

NATIONAL BANK (CR)

(Contract Size: 100 Securities, Exercise Style: American, Physical Delivery)

Call Options																Put Options																
December 2019							January 2020							Other Months		December 2019						January 2020						Other Months		Exercise Price		
Open price	Price max	Price min	Last price	Closing price	Volume	Open Interest	Open price	Price max	Price min	Last price	Closing price	Volume	Open Interest	Volume	Open Interest	Open price	Price max	Price min	Last price	Closing price	Volume	Open Interest	Open price	Price max	Price min	Last price	Closing price	Volume	Open Interest		Volume	Open Interest
0.650	0.000	0.000	0.000	2.30	-	-										0.000	0.000	0.000	0.002	-	-											0.007
0.700	0.000	0.000	0.000	2.25	-	-										0.000	0.000	0.000	0.001	-	-											0.007
0.750	0.000	0.000	0.000	2.20	-	-										0.000	0.000	0.000	0.001	-	-											0.008
0.800	0.000	0.000	0.000	2.15	-	-										0.000	0.000	0.000	0.001	-	-											0.008
0.850	0.000	0.000	0.000	2.10	-	-										0.000	0.000	0.000	0.001	-	-											0.009
0.900	0.000	0.000	0.000	2.05	-	-										0.000	0.000	0.000	0.001	-	-											0.009
0.950	0.000	0.000	0.000	2.00	-	-										0.000	0.000	0.000	0.001	-	-											0.010
1.000	0.000	0.000	0.000	1.95	-	-										0.000	0.000	0.000	0.001	-	-											0.010
1.100	0.000	0.000	0.000	1.85	-	-										0.000	0.000	0.000	0.001	-	-											0.011
1.200	0.000	0.000	0.000	1.75	-	-										0.000	0.000	0.000	0.001	-	-											0.012
1.300	0.000	0.000	0.000	1.65	-	-										0.000	0.000	0.000	0.002	-	-											0.013
1.400	0.000	0.000	0.000	1.55	-	-										0.000	0.000	0.000	0.001	-	-											0.014
1.500	0.000	0.000	0.000	1.45	-	-										0.000	0.000	0.000	0.001	-	-											0.015
1.600	0.000	0.000	0.000	1.35	-	-										0.000	0.000	0.000	0.001	-	-											0.016
1.700	0.000	0.000	0.000	1.25	-	-										0.000	0.000	0.000	0.001	-	-											0.017
1.800	0.000	0.000	0.000	1.15	-	-										0.000	0.000	0.000	0.001	-	-											0.018
1.900	0.000	0.000	0.000	1.05	-	-	0.000	0.000	0.000		1.05	-	-			0.000	0.000	0.000	0.001	-	-	0.000	0.000	0.000		0.001	-	-			0.019	
2.000	0.000	0.000	0.000	0.952	-	-	0.000	0.000	0.000		0.956	-	-			0.000	0.000	0.000	0.001	-	-	0.000	0.000	0.000		0.001	-	-			0.020	
2.200	0.000	0.000	0.000	0.752	-	-	0.000	0.000	0.000		0.759	-	-			0.000	0.000	0.000	0.002	-	-	0.000	0.000	0.000		0.004	-	-			0.022	
2.400	0.000	0.000	0.000	0.555	-	-	0.000	0.000	0.000		0.572	-	-			0.000	0.000	0.000	0.002	-	-	0.000	0.000	0.000		0.016	-	-			0.024	
2.600	0.000	0.000	0.000	0.369	-	-	0.000	0.000	0.000		0.404	-	60			0.000	0.000	0.000	0.016	-	550	0.000	0.000	0.000		0.048	-	-			0.026	
2.800	0.000	0.000	0.000	0.212	-	-	0.000	0.000	0.000		0.266	-	-			0.000	0.000	0.000	0.060	-	-	0.000	0.000	0.000		0.109	-	-			0.028	
3.000	0.000	0.000	0.000	0.104	-	-	0.000	0.000	0.000		0.162	-	-			0.000	0.000	0.000	0.151	-	-	0.000	0.000	0.000		0.205	-	-			0.030	
3.200	0.000	0.000	0.000	0.042	-	21	0.000	0.000	0.000		0.091	-	-			0.000	0.000	0.000	0.289	-	-	0.000	0.000	0.000		0.334	-	-			0.032	
3.400	0.000	0.000	0.000	0.014	-	-	0.000	0.000	0.000		0.048	-	-			0.000	0.000	0.000	0.462	-	-	0.000	0.000	0.000		0.492	-	-			0.034	
3.600	0.000	0.000	0.000	0.004	-	-	0.000	0.000	0.000		0.024	-	-			0.000	0.000	0.000	0.652	-	-	0.000	0.000	0.000		0.668	-	-			0.036	
3.800	0.000	0.000	0.000	0.001	-	-	0.000	0.000	0.000		0.011	-	-			0.000	0.000	0.000	0.850	-	-	0.000	0.000	0.000		0.856	-	-			0.038	
4.000	0.000	0.000	0.000	0.001	-	-	0.000	0.000	0.000		0.005	-	-			0.000	0.000	0.000	1.05	-	-	0.000	0.000	0.000		1.05	-	-			0.040	
4.400	0.000	0.000	0.000	0.001	-	-	0.000	0.000	0.000		0.001	-	-			0.000	0.000	0.000	1.45	-	-	0.000	0.000	0.000		1.45	-	-			0.044	
Totals:					0	21						0	60	0	0						0	550					0	0	0	0	0	
Number of Trades:					0							0	0	0								0.00					0	0				



OPAP (CR)

(Contract Size: 100 Securities, Exercise Style: American, Physical Delivery)

Exercise Price	Call Options														Put Options																	
	December 2019						January 2020						Other Months		December 2019						January 2020						Other Months		Exercise Price			
	Open price	Price max	Price min	Last price	Closing price	Volume	Open Interest	Open price	Price max	Price min	Last price	Closing price	Volume	Open Interest	Volume	Open Interest	Open price	Price max	Price min	Last price	Closing price	Volume	Open Interest	Open price	Price max	Price min	Last price	Closing price		Volume	Open Interest	Volume
5.600	0.000	0.000	0.000	5.31	-	-	-	-	-	-	-	-	-	-	-	0.000	0.000	0.000	0.008	-	-	-	-	-	-	-	-	-		-	-	-
6.000	0.000	0.000	0.000	4.91	-	-	-	-	-	-	-	-	-	-	-	0.000	0.000	0.000	0.002	-	-	-	-	-	-	-	-	-	-	-	-	0.060
6.400	0.000	0.000	0.000	4.51	-	-	-	-	-	-	-	-	-	-	-	0.000	0.000	0.000	0.001	-	-	-	-	-	-	-	-	-	-	-	-	0.064
6.800	0.000	0.000	0.000	4.11	-	-	-	-	-	-	-	-	-	-	-	0.000	0.000	0.000	0.001	-	-	-	-	-	-	-	-	-	-	-	-	0.068
7.200	0.000	0.000	0.000	3.71	-	-	-	-	-	-	-	-	-	-	-	0.000	0.000	0.000	0.001	-	-	-	-	-	-	-	-	-	-	-	-	0.072
7.600	0.000	0.000	0.000	3.31	-	-	0.000	0.000	0.000	3.32	-	-	-	-	-	0.000	0.000	0.000	0.001	-	-	0.000	0.000	0.000	0.001	-	-	-	-	-	-	0.076
8.000	0.000	0.000	0.000	2.91	-	-	0.000	0.000	0.000	2.92	-	-	-	-	-	0.000	0.000	0.000	0.001	-	-	0.000	0.000	0.000	0.001	-	-	-	-	-	-	0.080
8.400	0.000	0.000	0.000	2.51	-	-	0.000	0.000	0.000	2.52	-	-	-	-	-	0.000	0.000	0.000	0.001	-	-	0.000	0.000	0.000	0.001	-	-	-	-	-	-	0.084
8.800	0.000	0.000	0.000	2.11	-	-	0.000	0.000	0.000	2.12	-	-	-	-	-	0.000	0.000	0.000	0.001	-	-	0.000	0.000	0.000	0.003	-	-	-	-	-	-	0.088
9.200	0.000	0.000	0.000	1.71	-	-	0.000	0.000	0.000	1.72	-	-	-	-	-	0.000	0.000	0.000	0.001	-	15	0.000	0.000	0.000	0.001	-	-	-	-	-	-	0.092
9.600	0.000	0.000	0.000	1.31	-	5	0.000	0.000	0.000	1.33	-	-	-	-	-	0.000	0.000	0.000	0.001	-	3	0.000	0.000	0.000	0.006	-	-	-	-	-	-	0.096
10.000	0.000	0.000	0.000	0.920	-	1	0.000	0.000	0.000	0.954	-	-	-	-	-	0.000	0.000	0.000	0.010	-	-	0.000	0.000	0.000	0.029	-	-	-	-	-	-	0.100
11.000	0.000	0.000	0.000	0.187	-	-	0.000	0.000	0.000	0.256	-	20	-	-	-	0.000	0.000	0.000	0.277	-	-	0.000	0.000	0.000	0.330	-	-	-	-	-	-	0.110
12.000	0.000	0.000	0.000	0.008	-	-	0.000	0.000	0.000	0.026	-	1	-	-	-	0.000	0.000	0.000	1.10	-	-	0.000	0.000	0.000	1.11	-	-	-	-	-	-	0.120
13.000	0.000	0.000	0.000	0.001	-	-	0.000	0.000	0.000	0.001	-	-	-	-	-	0.000	0.000	0.000	2.10	-	-	0.000	0.000	0.000	2.10	-	-	-	-	-	-	0.130
14.000	0.000	0.000	0.000	0.001	-	-	0.000	0.000	0.000	0.001	-	-	-	-	-	0.000	0.000	0.000	3.10	-	-	0.000	0.000	0.000	3.10	-	-	-	-	-	-	0.140
15.000	0.000	0.000	0.000	0.001	-	-	0.000	0.000	0.000	0.001	-	-	-	-	-	0.000	0.000	0.000	4.10	-	-	0.000	0.000	0.000	4.10	-	-	-	-	-	-	0.150
16.000	0.000	0.000	0.000	0.001	-	-	0.000	0.000	0.000	0.001	-	-	-	-	-	0.000	0.000	0.000	5.10	-	-	0.000	0.000	0.000	5.10	-	-	-	-	-	-	0.160
Totals:					0	6					0	21	0	0					0	18				0	203	0	0					
Number of Trades:					0						0		0						0.00					0		0						

OTE (CR)

(Contract Size: 100 Securities, Exercise Style: American, Physical Delivery)

Exercise Price	Call Options														Put Options																	
	December 2019						January 2020						Other Months		December 2019						January 2020						Other Months		Exercise Price			
	Open price	Price max	Price min	Last price	Closing price	Volume	Open Interest	Open price	Price max	Price min	Last price	Closing price	Volume	Open Interest	Volume	Open Interest	Open price	Price max	Price min	Last price	Closing price	Volume	Open Interest	Open price	Price max	Price min	Last price	Closing price		Volume	Open Interest	Volume
7.600	0.000	0.000	0.000	5.92	-	-	-	-	-	-	-	-	-	-	-	0.000	0.000	0.000	0.004	-	-	-	-	-	-	-	-	-		-	-	-
8.000	0.000	0.000	0.000	5.52	-	-	-	-	-	-	-	-	-	-	-	0.000	0.000	0.000	0.001	-	-	-	-	-	-	-	-	-	-	-	-	0.080
8.400	0.000	0.000	0.000	5.12	-	-	-	-	-	-	-	-	-	-	-	0.000	0.000	0.000	0.001	-	-	-	-	-	-	-	-	-	-	-	-	0.084
8.800	0.000	0.000	0.000	4.72	-	-	-	-	-	-	-	-	-	-	-	0.000	0.000	0.000	0.001	-	-	-	-	-	-	-	-	-	-	-	-	0.088
9.200	0.000	0.000	0.000	4.32	-	-	0.000	0.000	0.000	0.000	4.33	-	-	-	0.000	0.000	0.000	0.001	-	-	-	-	0.000	0.000	0.000	0.001	-	-	-	-	0.092	
9.600	0.000	0.000	0.000	3.92	-	-	0.000	0.000	0.000	0.000	3.93	-	-	-	0.000	0.000	0.000	0.001	-	-	-	-	0.000	0.000	0.000	0.001	-	-	-	-	0.096	
10.000	0.000	0.000	0.000	3.52	-	-	0.000	0.000	0.000	0.000	3.53	-	-	-	0.000	0.000	0.000	0.001	-	-	-	-	0.000	0.000	0.000	0.001	-	-	-	-	0.100	
11.000	0.000	0.000	0.000	2.52	-	-	0.000	0.000	0.000	0.000	2.54	-	-	-	0.000	0.000	0.000	0.001	-	-	-	-	0.000	0.000	0.000	0.003	-	-	-	-	0.110	
12.000	0.000	0.000	0.000	1.52	-	-	0.000	0.000	0.000	0.000	1.55	-	-	-	0.000	0.000	0.000	0.001	-	-	-	-	0.000	0.000	0.000	0.005	-	-	-	-	0.120	
13.000	0.000	0.000	0.000	0.574	-	-	0.000	0.000	0.000	0.000	0.657	-	-	-	0.000	0.000	0.000	0.052	-	71	-	-	0.000	0.000	0.000	0.116	-	-	-	-	0.130	
14.000	0.000	0.000	0.000	0.065	-	82	0.000	0.000	0.000	0.000	0.147	-	31	-	0.000	0.000	0.000	0.545	-	-	-	-	0.000	0.000	0.000	0.608	-	-	-	-	0.140	
15.000	0.000	0.000	0.000	0.001	-	40	0.000	0.000	0.000	0.000	0.014	-	-	-	0.000	0.000	0.000	1.49	-	-	-	-	0.000	0.000	0.000	1.49	-	-	-	-	0.150	
16.000	0.000	0.000	0.000	0.001	-	-	0.000	0.000	0.000	0.000	0.001	-	-	-	0.000	0.000	0.000	2.49	-	-	-	-	0.000	0.000	0.000	2.49	-	-	-	-	0.160	
17.000	0.000	0.000	0.000	0.001	-	-	0.000	0.000	0.000	0.000	0.001	-	-	-	0.000	0.000	0.000	3.49	-	-	-	-	0.000	0.000	0.000	3.49	-	-	-	-	0.170	
18.000	0.000	0.000	0.000	0.001	-	-	0.000	0.000	0.000	0.000	0.001	-	-	-	0.000	0.000	0.000	4.49	-	-	-	-	0.000	0.000	0.000	4.49	-	-	-	-	0.180	
19.000	0.000	0.000	0.000	0.001	-	-	0.000	0.000	0.000	0.000	0.001	-	-	-	0.000	0.000	0.000	5.49	-	-	-	-	0.000	0.000	0.000	5.49	-	-	-	-	0.190	
Totals:					0	122					0	31	0	0				0	71					0	21	0	0					
Number of Trades:					0						0		0					0.00							0		0					

PIRAEUS BANK (CR)

(Contract Size: 100 Securities, Exercise Style: American, Physical Delivery)

Call Options																Put Options																
December 2019							January 2020							Other Months		December 2019						January 2020						Other Months		Exercise Price		
Open price	Price max	Price min	Last price	Closing price	Volume	Open Interest	Open price	Price max	Price min	Last price	Closing price	Volume	Open Interest	Volume	Open Interest	Open price	Price max	Price min	Last price	Closing price	Volume	Open Interest	Open price	Price max	Price min	Last price	Closing price	Volume	Open Interest		Volume	Open Interest
0.300	0.000	0.000	0.000	2.70	-	-										0.000	0.000	0.000	0.001	-	-											0.003
0.350	0.000	0.000	0.000	2.65	-	-										0.000	0.000	0.000	0.001	-	-											0.004
0.400	0.000	0.000	0.000	2.60	-	-										0.000	0.000	0.000	0.001	-	-											0.004
0.450	0.000	0.000	0.000	2.55	-	-										0.000	0.000	0.000	0.001	-	-											0.005
0.500	0.000	0.000	0.000	2.50	-	-										0.000	0.000	0.000	0.001	-	-											0.005
0.550	0.000	0.000	0.000	2.45	-	-										0.000	0.000	0.000	0.001	-	-											0.006
0.600	0.000	0.000	0.000	2.40	-	-										0.000	0.000	0.000	0.002	-	-											0.006
0.650	0.000	0.000	0.000	2.35	-	-										0.000	0.000	0.000	0.001	-	-											0.007
0.700	0.000	0.000	0.000	2.30	-	-										0.000	0.000	0.000	0.001	-	-											0.007
0.750	0.000	0.000	0.000	2.25	-	-										0.000	0.000	0.000	0.001	-	-											0.008
0.800	0.000	0.000	0.000	2.20	-	-										0.000	0.000	0.000	0.001	-	-											0.008
0.850	0.000	0.000	0.000	2.15	-	-										0.000	0.000	0.000	0.001	-	-											0.009
0.900	0.000	0.000	0.000	2.10	-	-										0.000	0.000	0.000	0.001	-	-											0.009
0.950	0.000	0.000	0.000	2.05	-	-										0.000	0.000	0.000	0.001	-	-											0.010
1.000	0.000	0.000	0.000	2.00	-	-										0.000	0.000	0.000	0.001	-	-											0.010
1.100	0.000	0.000	0.000	1.90	-	-										0.000	0.000	0.000	0.001	-	-											0.011
1.200	0.000	0.000	0.000	1.80	-	-										0.000	0.000	0.000	0.001	-	-											0.012
1.300	0.000	0.000	0.000	1.70	-	-										0.000	0.000	0.000	0.001	-	-											0.013
1.400	0.000	0.000	0.000	1.60	-	-										0.000	0.000	0.000	0.002	-	-											0.014
1.500	0.000	0.000	0.000	1.50	-	-										0.000	0.000	0.000	0.001	-	-											0.015
1.600	0.000	0.000	0.000	1.40	-	-										0.000	0.000	0.000	0.001	-	-											0.016
1.700	0.000	0.000	0.000	1.30	-	-										0.000	0.000	0.000	0.001	-	-											0.017
1.800	0.000	0.000	0.000	1.20	-	-										0.000	0.000	0.000	0.001	-	-											0.018
1.900	0.000	0.000	0.000	1.10	-	-	0.000	0.000	0.000		1.10	-	-			0.000	0.000	0.000	0.001	-	-	0.000	0.000	0.000		0.003	-	-			0.019	
2.000	0.000	0.000	0.000	1.00	-	-	0.000	0.000	0.000		1.01	-	-			0.000	0.000	0.000	0.001	-	-	0.000	0.000	0.000		0.001	-	-			0.020	
2.200	0.000	0.000	0.000	0.802	-	-	0.000	0.000	0.000		0.808	-	-			0.000	0.000	0.000	0.004	-	-	0.000	0.000	0.000		0.002	-	-			0.022	
2.400	0.000	0.000	0.000	0.603	-	-	0.000	0.000	0.000		0.617	-	-			0.000	0.000	0.000	0.001	-	-	0.000	0.000	0.000		0.011	-	-			0.024	
2.600	0.000	0.000	0.000	0.407	-	-	0.000	0.000	0.000		0.443	-	-			0.000	0.000	0.000	0.005	-	-	0.000	0.000	0.000		0.036	-	-			0.026	
2.800	0.000	0.000	0.000	0.233	-	-	0.000	0.000	0.000		0.295	-	70			0.000	0.000	0.000	0.030	-	-	0.000	0.000	0.000		0.089	-	-			0.028	
3.000	0.000	0.000	0.000	0.105	-	1	0.000	0.000	0.000		0.181	-	2			0.000	0.000	0.000	0.102	-	-	0.000	0.000	0.000		0.174	-	-			0.030	
3.200	0.000	0.000	0.000	0.037	-	3	0.000	0.000	0.000		0.104	-	-			0.000	0.000	0.000	0.234	-	-	0.000	0.000	0.000		0.297	-	-			0.032	
3.400	0.000	0.000	0.000	0.009	-	-	0.000	0.000	0.000		0.054	-	-			0.000	0.000	0.000	0.407	-	-	0.000	0.000	0.000		0.447	-	-			0.034	
3.600	0.000	0.000	0.000	0.002	-	-	0.000	0.000	0.000		0.027	-	-			0.000	0.000	0.000	0.601	-	-	0.000	0.000	0.000		0.621	-	-			0.036	
3.800	0.000	0.000	0.000	0.002	-	-	0.000	0.000	0.000		0.013	-	-			0.000	0.000	0.000	0.800	-	-	0.000	0.000	0.000		0.807	-	-			0.038	
4.000	0.000	0.000	0.000	0.001	-	-	0.000	0.000	0.000		0.005	-	-			0.000	0.000	0.000	1.00	-	-	0.000	0.000	0.000		1.00	-	-			0.040	
4.400	0.000	0.000	0.000	0.001	-	-	0.000	0.000	0.000		0.001	-	-			0.000	0.000	0.000	1.40	-	-	0.000	0.000	0.000		1.40	-	-			0.044	

PIRAEUS BANK (CR)

(Contract Size: 100 Securities, Exercise Style: American, Physical Delivery)

	Call Options														Put Options																			
	December 2019				January 2020				Other Months		December 2019				January 2020				Other Months															
Exercise Price	Open price	Price max	Price min	Last price	Closing price	Volume	Open Interest	Open price	Price max	Price min	Last price	Closing price	Volume	Open Interest	Volume	Open Interest	Open price	Price max	Price min	Last price	Closing price	Volume	Open Interest	Open price	Price max	Price min	Last price	Closing price	Volume	Open Interest	Volume	Open Interest	Exercise Price	
Totals:						0	4						0	72	0	0						0	0						0	50	0	0		
Number of Trades:							0						0			0		0.00												0			0	

PPC (CR)

(Contract Size: 100 Securities, Exercise Style: American, Physical Delivery)

Call Options																	Put Options																		
December 2019							January 2020							Other Months			December 2019							January 2020				Other Months			Exercise Price				
Exercise Price	Open price	Price max	Price min	Last price	Closing price	Volume	Open Interest	Open price	Price max	Price min	Last price	Closing price	Volume	Open Interest	Volume	Open Interest	Open price	Price max	Price min	Last price	Closing price	Volume	Open Interest	Open price	Price max	Price min	Last price	Closing price	Volume	Open Interest		Volume	Open Interest		
0.900	0.000	0.000	0.000		2.36	-	-										0.000	0.000	0.000		0.001	-	-											0.009	
0.950	0.000	0.000	0.000		2.31	-	-										0.000	0.000	0.000		0.001	-	-												0.010
1.000	0.000	0.000	0.000		2.26	-	-										0.000	0.000	0.000		0.001	-	-												0.010
1.100	0.000	0.000	0.000		2.16	-	-										0.000	0.000	0.000		0.001	-	-												0.011
1.200	0.000	0.000	0.000		2.06	-	-										0.000	0.000	0.000		0.001	-	-												0.012
1.300	0.000	0.000	0.000		1.96	-	-										0.000	0.000	0.000		0.001	-	-												0.013
1.400	0.000	0.000	0.000		1.86	-	-										0.000	0.000	0.000		0.001	-	-												0.014
1.500	0.000	0.000	0.000		1.76	-	-										0.000	0.000	0.000		0.001	-	-												0.015
1.600	0.000	0.000	0.000		1.66	-	-										0.000	0.000	0.000		0.001	-	-												0.016
1.700	0.000	0.000	0.000		1.56	-	-										0.000	0.000	0.000		0.001	-	-												0.017
1.800	0.000	0.000	0.000		1.46	-	-										0.000	0.000	0.000		0.001	-	-												0.018
1.900	0.000	0.000	0.000		1.36	-	-										0.000	0.000	0.000		0.001	-	-												0.019
2.000	0.000	0.000	0.000		1.26	-	-	0.000	0.000	0.000		1.27	-	-			0.000	0.000	0.000		0.001	-	-	0.000	0.000	0.000		0.001	-	-					0.020
2.200	0.000	0.000	0.000		1.06	-	-	0.000	0.000	0.000		1.07	-	-			0.000	0.000	0.000		0.001	-	-	0.000	0.000	0.000		0.001	-	-					0.022
2.400	0.000	0.000	0.000		0.862	-	-	0.000	0.000	0.000		0.869	-	-			0.000	0.000	0.000		0.001	-	-	0.000	0.000	0.000		0.003	-	-					0.024
2.600	0.000	0.000	0.000		0.663	-	-	0.000	0.000	0.000		0.680	-	-			0.000	0.000	0.000		0.001	-	-	0.000	0.000	0.000		0.013	-	-					0.026
2.800	0.000	0.000	0.000		0.468	-	-	0.000	0.000	0.000		0.505	-	-			0.000	0.000	0.000		0.005	-	11	0.000	0.000	0.000		0.038	-	-					0.028
3.000	0.000	0.000	0.000		0.290	-	11	0.000	0.000	0.000		0.353	-	-			0.000	0.000	0.000		0.028	-	31	0.000	0.000	0.000		0.086	-	-					0.030
3.200	0.000	0.000	0.000		0.152	-	31	0.000	0.000	0.000		0.234	-	-			0.000	0.000	0.000		0.089	-	-	0.000	0.000	0.000		0.166	-	-					0.032
3.400	0.000	0.000	0.000		0.065	-	30	0.000	0.000	0.000		0.143	-	5			0.000	0.000	0.000		0.202	-	-	0.000	0.000	0.000		0.276	-	-					0.034
3.600	0.000	0.000	0.000		0.022	-	5	0.000	0.000	0.000		0.084	-	-			0.000	0.000	0.000		0.360	-	-	0.000	0.000	0.000		0.417	-	-					0.036
3.800	0.000	0.000	0.000		0.006	-	-	0.000	0.000	0.000		0.047	-	-			0.000	0.000	0.000		0.544	-	-	0.000	0.000	0.000		0.580	-	-					0.038
4.000	0.000	0.000	0.000		0.001	-	-	0.000	0.000	0.000		0.024	-	-			0.000	0.000	0.000		0.740	-	-	0.000	0.000	0.000		0.758	-	-					0.040
4.400	0.000	0.000	0.000		0.001	-	-	0.000	0.000	0.000		0.006	-	-			0.000	0.000	0.000		1.14	-	-	0.000	0.000	0.000		1.14	-	-					0.044
Totals:						0	77							0	5	0	10							0	42					0	20	0	0		
Number of Trades:						0							0							0.00					0				0						

Lending Products	Underlying Title	Multilateral Transactions[1]				Bilateral Transactions[2]		Stock Borrowing through OTC (volume)[3]	
		Open Interest[5]	Volume(Offered)	Average Weighted	Transactions volume	Average Weighted	Transactions Volume	Transactions Volume	
ADMIEBOR	ADMIE (IPTO) HOLDING S.A. (CR)	---	---	---	---	---	---	115,644	
AEGNBOR	AEGEAN AIRLINES (CR)	600	---	---	400	4.10%	---	11,211	
ALPHABOR	ALPHA BANK (CR)	23,900	---	---	---	---	20,000	0.01%	43,413,468
ALMYBOR	ALUMIL (CR)	---	---	---	---	---	---	---	---
TATTBOR	ATTICA BANK S.A. (CR)	---	---	---	---	---	---	---	370
EEEBOR	CC HBC AG (CR)	1,872	---	---	---	---	1,000	4.50%	70,546
CENERBOR	CENERGY HOLDINGS (CB)	---	---	---	---	---	---	---	---
ELLAKTORBOR	ELLAKTOR (CR)	150	---	---	---	---	---	---	198,398
EUROBBOR	EUROBANK ERGASIAS (CR)	68,128	---	---	---	---	---	---	57,329,761
EYDAPBOR	EYDAP S.A. (CR)	1,450	---	---	---	---	---	---	232,781
FFGRPBOR	FOLLI FOLLIE (CR)	---	---	---	---	---	---	---	1,120,847
FOYRKBOR	FOURLIS (CR)	2,000	---	---	563	2.65%	---	---	4,650
GEKTERNABOR	GEK TERNA (CR)	---	---	---	---	---	---	---	24,493
SARBOR	GR. SARANTIS S.A. (CR)	2,765	---	---	---	---	---	---	612
EXAEBOR	HELLENIC EXCHANGES-A.S.E. (CR)	---	---	---	---	---	---	---	123,778
ELPEBOR	HELLENIC PETROLEUM (CR)	---	---	---	---	---	---	---	56,983
INTRKBOR	INTRACOM HOLDINGS (CR)	---	---	---	---	---	---	---	---
INLOTBOR	INTRALOT (CR)	---	---	---	---	---	---	---	464,512
BELABOR	JUMBO SA (CR)	1,379	---	---	---	---	---	---	78,098
LAMDABOR	LAMDA DEVELOPMENT SA (CR)	---	---	---	---	---	---	---	5,000
MIGBOR	MARFIN INVESTMENT GROUP (CR)	---	---	---	---	---	---	---	1,659,474
MOHBOR	MOTOR OIL (CR)	4,900	---	---	---	---	---	---	14,450
MYTILBOR	MYTILINEOS (CR)	---	---	---	---	---	---	---	25,817
ETEBOR	NATIONAL BANK (CR)	5,000	---	---	---	---	---	---	21,310,284
OPAPBOR	OPAP (CR)	3,000	---	---	---	---	---	---	1,697,606
HTOBOR	OTE (CR)	10,428	---	---	---	---	---	---	1,079,783
PPABOR	P.P.A. S.A. (CR)	115	---	---	---	---	---	---	2,901
TPEIRBOR	PIRAEUS BANK (CR)	---	---	---	---	---	---	---	23,196,023
PLAISBOR	PLAISIO COMPUTERS SA (CR)	---	---	---	---	---	---	---	1,000
PPCBOR	PPC (CR)	84,600	---	---	---	---	---	---	6,752,156
QUALBOR	QUALITY & RELIABILITY SA (CR)	---	---	---	---	---	---	---	---

## Stock Lending Notes

[1] - Multilateral contracts Lending or Borrowing as per Methods 8-1, 8-2 and 8-3-3 (According to ATHEX BoD Resolution No.17)

[2] - Bilateral Contracts Lending or Borrowing as per Methods 8-3-1 and 8-3-2 (According to ATHEX BoD Resolution No.20 )

[3] - The information concerning OTC Stock Borrowing Transactions is based on the statements of the Dematerialised Securities System (DSS) operators involved and refers to volumes that have been registered up until the previous working day.

[4] - Average Price (Volume weighted)

[5] - The Data concerning Open Interest before the start of trading session

Lending Products	Underlying Title	Open Interest[5]	Multilateral Transactions[1]				Bilateral Transactions[2]		Stock Borrowing through OTC (volume)[3]
			Volume(Offered)	Average Weighted	Transactions volume	Average Weighted	Transactions Volume	Average Weighted	Transactions Volume
TENERGYBOR	TERNA ENERGY (CR)	---	---	---	---	---	---	12,892	
TITCBOR	TITAN CEMENT (CB)	---	---	---	---	---	---	9,207	
VIQBOR	VIQHALCO SA/NV (CB)	---	---	---	---	---	---	---	

## Stock Lending Notes

[1] - Multilateral contracts Lending or Borrowing as per Methods 8-1, 8-2 and 8-3-3 (According to ATHEX BoD Resolution No.17)

[2] - Bilateral Contracts Lending or Borrowing as per Methods 8-3-1 and 8-3-2 (According to ATHEX BoD Resolution No.20 )

[3] - The information concerning OTC Stock Borrowing Transactions is based on the statements of the Dematerialised Securities System (DSS) operators involved and refers to volumes that have been registered up until the previous working day.

[4] - Average Price (Volume weighted)

[5] - The Data concerning Open Interest before the start of trading session

## Sectors codification for listed companies

12003 -	ETF	10101010	Computer Services
10101015	Software	10102030	Computer Hardware
15101010	Telecommunications Equipment	15102015	Telecommunications Services
20101010	Health Care Facilities	20101025	Health Care Services
20102010	Medical Equipment	20103015	Pharmaceuticals
30101010	Banks	30202000	Diversified Financial Services
30202010	Asset Managers & Custodians	30202015	Investment Services
30302010	Full Line Insurance	30302015	Insurance Brokers
35101010	Real Estate Holding and Development	35101015	Real Estate Services
35102000	Diversified REITs	35102030	Office REITs
40201040	Rental & Leasing Services: Consumer	40202010	Home Construction
40202015	Household Furnishings	40202020	Household Appliance
40203040	Electronic Entertainment	40203045	Toys
40204020	Clothing & Accessories	40301010	Entertainment
40301030	Publishing	40301035	Radio & TV Broadcasters
40401010	Diversified Retailers	40401020	Apparel Retailers
40401025	Home Improvement Retailers	40401030	Specialty Retailers
40501010	Airlines	40501015	Travel & Tourism
40501020	Casinos & Gambling	40501025	Hotels & Motels
45101015	Distillers & Vintners	45101020	Soft Drinks
45102010	Farming Fishing Ranching & Plantations	45102020	Food Products
45103010	Tobacco	45201010	Food Retailers & Wholesalers
45201020	Personal Products	50101010	Construction
50101030	Cement	50101035	Building Materials: Other
50202010	Electrical Components	50203000	Diversified Industrials
50203015	Plastics	50203030	Containers & Packaging
50204000	Machinery: Industrial	50204020	Machinery: Construction & Handling
50205010	Industrial Suppliers	50205020	Back Office Support HR & Consulting
50205030	Forms & Bulk Printing Services	50206015	Commercial Vehicles & Parts
50206030	Marine Transportation	50206060	Transportation Services
55101000	Diversified Materials	55101020	Textile Products
55102000	General Mining	55102010	Iron & Steel
55102015	Metal Fabricating	55102035	Aluminum
60101000	Integrated Oil & Gas	60101020	Oil Refining and Marketing
65101010	Alternative Electricity	65101015	Conventional Electricity
65102030	Water		





**ATHEX**  
Athens Stock Exchange

Λεωφ. Αθηνών 110 104 42 Αθήνα  
110, Athinon Ave. GR 104 42 Athens  
tel. (+30)210-33.66.800, fax (+30)210-33.66.101  
[www.athexgroup.gr](http://www.athexgroup.gr)