

19

**Ημερήσιο Δελτίο  
Συναλλακτικής Δραστηριότητας**

Daily Official List  
of Trading Activity

Thursday, 14 November, 2019  
Year: 140 Trading Day No: 217



**ATHEXGROUP**  
Athens Exchange Group

**Disclaimer:**

Hellenic Exchanges-Athens Stock Exchange S.A endeavours to ensure that the data and other material ("Information") presented on the Daily Official List are accurate and complete, but it is not liable for any errors or omissions of data or /and for the accuracy, credibility, updating and completeness of the aforesaid information nor it has any liability arising directly or indirectly from the use of the above Information.

The Company is not liable for the accuracy of the data included in listed companies' announcements. Only the sender of such an announcement is fully and solely liable for any infringement of third party's rights from the content of such announcement, All contents of the Daily Official List are provided only for information purposes and do not constitute investment advice or solicitation to invest in securities or other products listed for trading on the Exchange.

You acknowledge and agree that the Company is the owner of any property rights related to any Information appearing on the Daily Official List including intellectual property rights copyright, trademarks, etc.

The above data are a property of the Hellenic Exchanges-Athens Exchange and are copyright protected. Users are forbidden to reproduce, modify, copy, sale, transmit or redistribute, by all reproduction means and methods, part or the whole of the above data, without reference to their source.

The commercial exploitation of these data is, also, forbidden by third parties. Hellenic Exchanges-Athens Exchange does not carry any responsibility, direct or indirect, derived from usage or accidental alteration of the above data when used by third parties.

---

**Hellenic Exchanges – Athens Stock Exchange S.A.**

110 Athinon Ave.,10442 Athens, Tel: (210) 33.66.800, Fax: (210) 32.13.938

[www.athexgroup.gr](http://www.athexgroup.gr)

---

**Thessalonica Stock Exchange Center (T.S.E.C)**

16-18 Katouni Str., Thessalonica 546 25 Tel: (2310) 567.667, Fax: (2310) 530.545

**Athex Members Guarantee Fund**

14-16 Fidiou Str., Athens 106 78, Tel: (210) 33.04.682, Fax: (210) 33.04.155

**Hellenic Republic Capital Market Commission**

1 Kolokotroni Str. & 1 Stadiou Str., Athens 10562 Tel: (210) 33.77.100 Fax: (210) 33.77.173

---

**Table of Contents**

---

**Section 1: Statistical Figures of Securities, Derivatives and Lending**

Summary of Markets

Athex Indices

Analytic Figures for Athex Market's Boards and Categories

Trading Details by Athex Sectors and Financial Instruments (ETFs)

Top 10 best &amp; worst performing Shares

Derivatives Summary

**Section 2: Analytic Figures of Shares Transactions**

Analytic Figures of Shares Transactions

Shares' Notes

**Section 3: Figures of Securities Transactions**

Securities Blocks Details

Shares Rights Details

Stock Borrowing

Securities Forced Sales

Forced Sales Registered Shares

Exchange Traded Funds (ETFs) Characteristics

**Section 5: Bonds traded in Fixed Income Assets Market**

Convertible Corporate Bonds - Regulated Market

Non Convertible Corporate Bonds - Regulated Market

Government Bonds

Treasury Bills &amp; Zero Coupon Government Bonds

Government Bonds Traded with the Open Outcry Method

State Banks Bonds

**Section 6: Additional Infos**

Athex &amp; ATHEXClear Members List

List of Stocks under Market Making operations

**Section 7: Derivatives Market Analytic Figures**

Index Futures

Stock Futures

Index Options

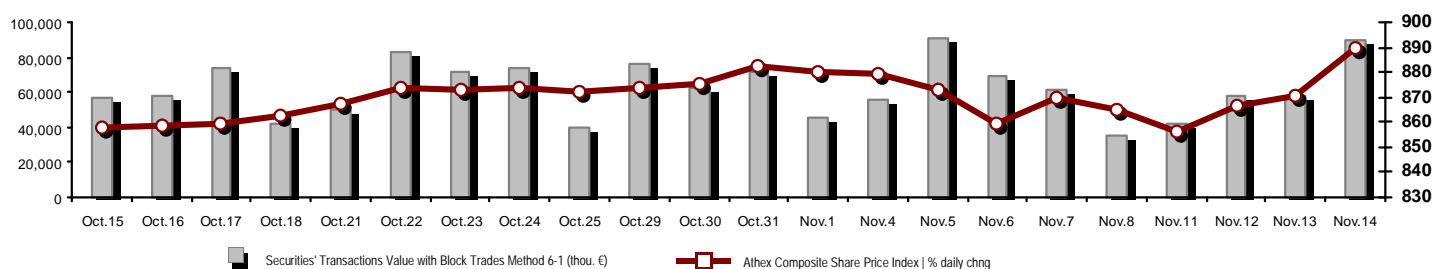
Stock Options

Stock Lending Analytic Figures

**Appendix A: Sectors codification for listed companies**

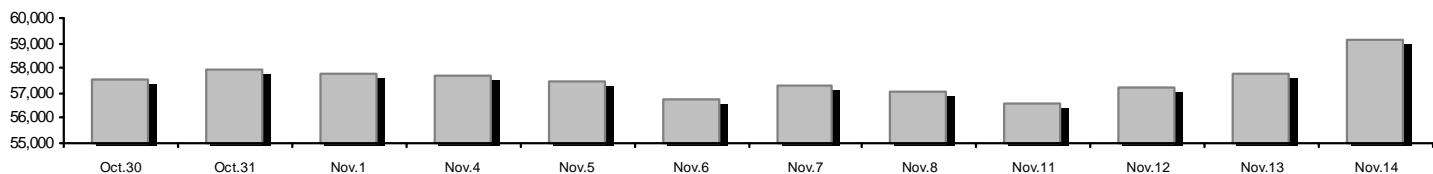
## Summary of Markets

Athex Composite Share Price Index vs Shares and Derivatives Transactions Value

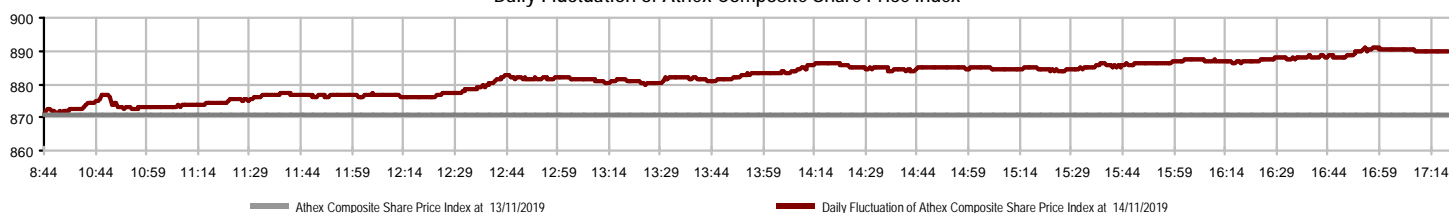


Athex Capitalisation (mill. €) **: 59,097.42	Derivatives Total Open Interest: 359,055
Daily change: mill. €   %: 1,349.59 2.34%	in Index Futures   % daily chng: 11,451 -5.82%
Yearly Avg Capitalisation: mill. €   % chng prev year Avg: 53,996.16 3.58%	in Stock Futures   % daily chng: 344,012 0.35%
Athex Composite Share Price Index   % daily chng: 889.84 2.17%	in Index Options   % daily chng: 1,822 -0.55%
Athex Composite Share Price Index Capitalisation (mill. €): 54,102.42	in Stock Options   % daily chng: 1,770 0.40%
Daily change (mill. €): 1,335.41	
Securities' Transactions Value with Block Trades Method 6-1 (thou. €): 90,022.60	Derivatives Contracts Volume: 54,956
Daily change: %: 32,481.63 56.45%	Daily change: pieces   %: 35,154 177.53%
YtD Avg Trans. Value: thou. €   % chng prev year Avg: 65,431.59 19.14%	YtD Avg Derivatives Contracts % chng prev year Avg: 41,907 -25.18%
Blocks Transactions Value of Method 6-1 (thou. €): 5,973.94	Derivatives Trades Number: 4,117
Blocks Transactions Value of Method 6-2 & 6-3 (thou. €): 6.86	Daily change: number   %: 1,971 91.85%
Bonds Transactions Value (thou.€): 592.51	YtD Avg Trades number % chng prev year Avg: 2,897 6.83%
Securities' Transactions Volume with Block Trades Method 6-1 (thou. pieces): 43,379.30	Lending Total Open Interest: 183,511
Daily change: thou. pieces   %: 25,357.31 140.70%	Daily change: pieces   %: 20,600 12.64%
YtD Avg Volume: % chng prev year Avg: 33,029.89 -11.10%	Lending Volume (Multilateral/Bilateral): 221,238
Blocks Transactions Volume of Method 6-1 (thou. Pieces): 2,766.89	Daily change: pieces   %: 194,638
Blocks Transactions Volume of Method 6-2 & 6-3 (thou. Pieces): 2.50	Multilateral Lending: 21,238
Bonds Transactions Volume: 577,000	Bilateral Lending: 200,000
Securities' Trades Number with Block Trades Method 6-1: 35,153	Lending Trades Number: 20
Daily change: number   %: 9,748 38.37%	Daily change: %: -13
YtD Avg Trades number % chng prev year Avg: 27,189 33.74%	Multilateral Lending Trades Number: 19
Number of Blocks Method 6-1: 6	Bilateral Lending Trades Number: 1
Number of Blocks Method 6-2 & 6-3: 1	
Number of Bonds Transactions: 32	

Athex Capitalisation (mill. €) \*\*



Daily Fluctuation of Athex Composite Share Price Index



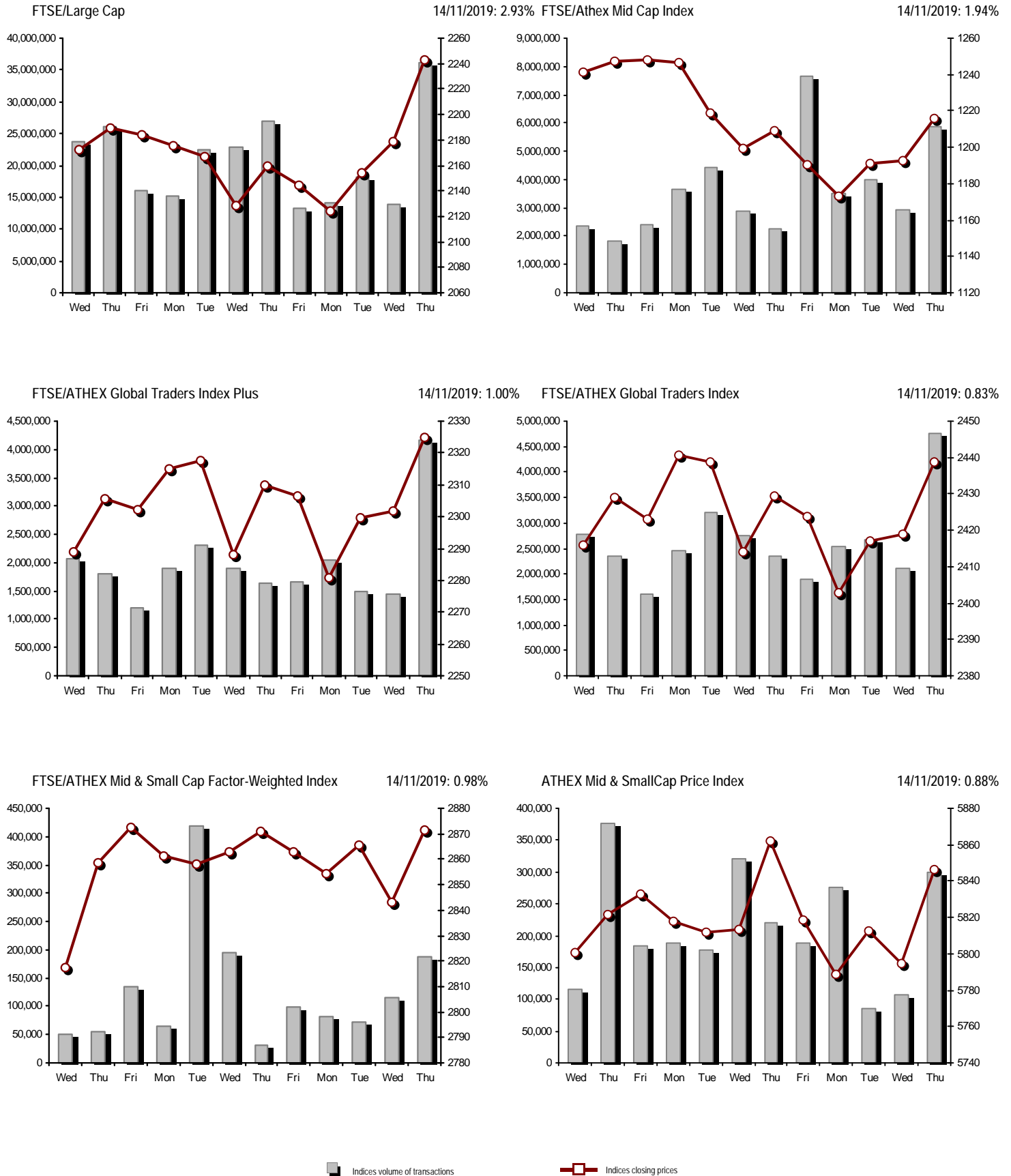
## Athex Indices

Index name	14/11/2019	13/11/2019	pts.	%	Min	Max	Year min	Year max	Year change
Athex Composite Share Price Index	889.84 #	870.93	18.91	2.17%	870.93	891.00	600.12	901.57	45.09% #
FTSE/Athex Large Cap	2,242.99 #	2,179.24	63.75	2.93%	2,178.71	2,245.93	1,580.73	2,270.46	39.45% #
FTSE/Athex Mid Cap Index	1,215.65 #	1,192.54	23.11	1.94%	1,192.54	1,216.85	945.49	1,467.88	24.67% #
FTSE/ATHEX-CSE Banking Index	683.71 #	644.73	38.98	6.05%	642.18	685.15	275.15	685.15	105.48% #
FTSE/ATHEX Global Traders Index Plus	2,324.79 #	2,301.86	22.93	1.00%	2,300.30	2,329.05	1,947.04	2,479.89	16.56% #
FTSE/ATHEX Global Traders Index	2,438.87 #	2,418.75	20.12	0.83%	2,418.75	2,443.46	1,866.67	2,517.12	28.54% #
FTSE/ATHEX Mid & Small Cap Factor-Weighted Ind	2,871.21 #	2,843.23	27.98	0.98%	2,840.16	2,877.74	2,173.67	2,882.01	29.61% #
ATHEX Mid & SmallCap Price Index	5,846.09 #	5,794.82	51.27	0.88%	5,794.82	5,850.56	3,914.71	5,994.42	47.55% #
FTSE/Athex Market Index	555.71 #	540.02	15.69	2.91%	539.94	556.41	392.32	563.60	39.22% #
FTSE Med Index	4,902.40 #	4,871.91	30.49	0.63%			3,966.78	4,902.40	23.65% #
Athex Composite Index Total Return Index	1,450.60 #	1,419.76	30.84	2.17%	1,419.76	1,452.49	952.47	1,466.98	49.03% #
FTSE/Athex Large Cap Total Return	3,315.16 #	3,220.94	94.22	2.93%			2,321.35	3,347.07	41.67% #
FTSE/ATHEX Large Cap Net Total Return	1,017.51 #	988.59	28.92	2.93%	988.35	1,018.84	692.89	1,027.12	44.32% #
FTSE/Athex Mid Cap Total Return	1,480.86 #	1,452.71	28.15	1.94%			1,180.35	1,784.30	23.05% #
FTSE/ATHEX-CSE Banking Total Return Index	597.60 #	563.53	34.07	6.05%			265.40	597.60	90.64% #
Hellenic Mid & Small Cap Index	1,200.75 #	1,188.29	12.46	1.05%	1,188.29	1,203.75	884.70	1,269.98	32.44% #
FTSE/Athex Banks	903.34 #	851.84	51.50	6.05%	848.48	905.25	363.54	905.25	105.48% #
FTSE/Athex Financial Services	984.80 #	956.07	28.73	3.01%	956.07	989.41	744.92	1,191.69	26.21% #
FTSE/Athex Industrial Goods & Services	2,607.47 #	2,585.74	21.73	0.84%	2,576.12	2,618.26	1,884.26	2,967.88	36.55% #
FTSE/Athex Retail	71.34 €	73.10	-1.76	-2.41%	71.09	73.60	58.44	82.89	19.08% #
FTSE/ATHEX Real Estate	4,844.84 #	4,794.91	49.93	1.04%	4,794.91	4,925.91	2,928.70	6,158.58	60.42% #
FTSE/Athex Personal & Household Goods	9,636.98 #	9,592.50	44.48	0.46%	9,538.86	9,646.00	6,649.54	9,943.56	40.11% #
FTSE/Athex Food & Beverage	11,295.41 #	10,795.40	500.01	4.63%	10,795.40	11,357.47	10,000.70	13,120.06	11.72% #
FTSE/Athex Basic Resources	6,737.27 #	6,554.01	183.26	2.80%	6,554.01	6,737.27	3,146.82	11,171.70	105.36% #
FTSE/Athex Construction & Materials	2,929.70 #	2,906.49	23.21	0.80%	2,903.66	2,947.02	2,437.75	3,183.37	13.45% #
FTSE/Athex Oil & Gas	5,203.00 #	5,183.32	19.68	0.38%	5,175.07	5,239.89	4,612.01	5,758.60	7.05% #
FTSE/Athex Chemicals	8,884.36 #	8,786.18	98.18	1.12%	8,691.64	8,884.36	7,722.79	11,217.47	8.67% #
FTSE/Athex Travel & Leisure	1,655.24 #	1,643.48	11.76	0.72%	1,639.72	1,659.25	1,309.57	1,754.14	25.11% #
FTSE/Athex Technology	875.57 #	862.30	13.27	1.54%	859.13	879.51	692.80	1,087.14	23.46% #
FTSE/Athex Telecommunications	3,702.21 #	3,699.45	2.76	0.07%	3,685.69	3,715.97	2,614.94	3,771.02	41.28% #
FTSE/Athex Utilities	2,867.25 #	2,828.11	39.14	1.38%	2,828.11	2,881.69	1,729.19	2,923.15	63.01% #
FTSE/Athex Health Care	489.02 €	497.27	-8.25	-1.66%	488.33	497.27	460.82	512.40	-3.40% €
Athex All Share Index	208.08 #	203.29	4.79	2.36%	208.08	208.08	157.01	215.26	31.68% #
Hellenic Corporate Bond Index	121.26 #	121.25	0.01	0.01%			116.31	121.33	4.23% #
Hellenic Corporate Bond Price Index	96.90 €	96.90	0.00	0.00%			95.04	97.19	1.15% #

Note 1: FTSE/Med 100, Hellenic Corporate Bond Price Index and Hellenic Corporate Bond Index closing prices refer to the previous trading day of 12/11/2019.

Note 2: The Hellenic Mid & Small Cap Index is a Customized index calculated by the Athens Exchange.

Athex Indices



## Analytic Figures for Athex Market's Boards and Categories

	Total Traded Securities	Main Market	Surveillance	Exchange Traded Funds (ETFs)
Totals	133	112	20	1
Gain / Lose / Same:	85 / 23 / 25	81 / 16 / 15	3 / 7 / 10	1 / 0 / 0
Athex Capitalisation (mill. €) **	59,097.42	58,792.87	304.55	
Daily Average Trans/ons Value(thou.€)	65,431.59	65,406.20	52.29	40.56
Transactions Value	90,029.46	89,842.22	70.65	116.59
Main Board:	84,018.25	83,831.86	69.79	116.59
Blocks Board 6_2_3:	5,980.80	5,980.80	0.00	0.00
Forced Sales Board:	30.41	29.55	0.86	0.00
Special Terms Board:	0.00	0.00	0.00	0.00
Daily Average Transactions Volume	33,029,885	32,680,554	376,695	1,859
Transactions Volume	43,381,804	42,894,652	482,037	5,115
Main Board:	40,604,225	40,121,561	477,549	5,115
Blocks Board 6_2_3:	2,769,388	2,769,388	0	0
Forced Sales Board:	8,191	3,703	4,488	0
Special Terms Board:	0	0	0	0
Daily Average Number of Trades	27,189	27,040	148	3
Number of Trades	35,154	34,922	227	5
Main Board:	35,132	34,902	225	5
Blocks Board 6_2_3:	7	7	0	0
Forced Sales Board:	15	13	2	0
Special Terms Board:	0	0	0	0

## Trading Details by Athex Sectors and Financial Instruments (ETFs)

Code	Sectors	Gain / Lose / Same	Number of Trades	Transactions Volume	Transactions Value	% of Total Trans. Value
3010	- Banks	6 / 0 / 0	15,987	30,448,321	50,073,145.09	55.62%
5510	- Basic Resources	11 / 0 / 2	462	237,149	258,076.80	0.29%
5010	- Construction & Materials	7 / 5 / 2	2,832	3,285,917	7,708,546.59	8.56%
4020	- Consumer Products & Services	6 / 0 / 2	1,203	326,151	2,660,044.30	2.95%
6010	- Energy	3 / 1 / 0	1,550	258,783	3,843,065.28	4.27%
12000	- Financial Instruments	1 / 0 / 0	5	5,115	116,592.90	0.13%
3020	- Financial Services	2 / 0 / 2	1,284	4,461,885	1,251,703.39	1.39%
4510	- Food Beverage & Tobacco	5 / 1 / 4	734	282,354	3,158,853.31	3.51%
2010	- Health Care	1 / 1 / 2	106	96,591	57,718.82	0.06%
5020	- Industrial Goods & Service	17 / 3 / 2	2,436	754,700	3,629,542.68	4.03%
3030	- Insurance	1 / 0 / 0	100	18,889	94,337.78	0.10%
4030	- Media	0 / 1 / 0	45	50,640	11,667.88	0.01%
4520	- Personal Care, Drug & Grocery Stores	1 / 1 / 1	305	62,095	369,095.34	0.41%
3510	- Real Estate	4 / 2 / 3	1,062	425,044	2,138,650.19	2.38%
4040	- Retail	3 / 1 / 2	342	148,508	452,697.61	0.50%
1010	- Technology	5 / 2 / 1	620	170,985	222,545.64	0.25%
1510	- Telecommunications	3 / 2 / 0	1,490	578,780	6,064,469.34	6.74%
4050	- Travel & Leisure	4 / 3 / 2	2,262	780,318	4,663,528.06	5.18%
6510	- Utilities	5 / 0 / 0	2,329	989,579	3,255,182.60	3.62%

## Top 10 best &amp; worst performing Shares

## Main Market

With positive Price change	Closing price	change	With negative Price change	Closing price	change
NATIONAL BANK (CR)	3.06	6.66% #	AUDIO VISUAL ENTERPRISES (CR)	0.22	-4.35% €
ALPHA BANK (CR)	1.925	6.65% #	BRIQ PROPERTIES (CR)	2.22	-2.63% €
FIERATEX SA (CR)	0.57	6.54% #	AS COMPANY SA (CR)	2.84	-2.40% €
MARFIN INVESTMENT GROUP (CR)	0.0964	6.17% #	IASO SA (CR)	1.422	-1.66% €
EUROBANK ERGASIAS (CR)	0.964	5.99% #	REVOIL (CR)	0.935	-1.58% €
ELLAKTOR (CR)	1.756	4.77% #	P.P.A. S.A. (CR)	23.05	-1.07% €
CC HBC AG (CR)	30.28	4.67% #	AVAX S.A. (CR)	0.722	-0.82% €
BYTE COMPUTER SA (CR)	1.13	4.63% #	QUEST HOLDINGS (CR)	7.08	-0.56% €
INTRACOM HOLDINGS (CR)	0.915	4.45% #	TITAN CEMENT (CB)	18.3	-0.22% €
ATTICA BANK S.A. (CR)	0.448	4.31% #	SPACE HELLAS SA (CR)	4.93	-0.20% €
With the highest Transactions Value	Value (thou. €)	change	With the highest Transactions Volume	Volume	change
ALPHA BANK (CR)	16,310.69	6.65% #	EUROBANK ERGASIAS (CR)	14,605,394	5.99% #
NATIONAL BANK (CR)	14,439.78	6.66% #	ALPHA BANK (CR)	8,698,765	6.65% #
EUROBANK ERGASIAS (CR)	13,786.07	5.99% #	NATIONAL BANK (CR)	4,819,707	6.66% #
OTE (CR)	5,847.90	0.07% #	MARFIN INVESTMENT GROUP (CR)	4,272,021	6.17% #
PIRAEUS BANK (CR)	5,187.04	3.33% #	ELLAKTOR (CR)	2,514,643	4.77% #
OPAP (CR)	4,371.95	0.68% #	PIRAEUS BANK (CR)	1,717,674	3.33% #
ELLAKTOR (CR)	4,308.42	4.77% #	ATTICA BANK S.A. (CR)	600,732	4.31% #
CC HBC AG (CR)	3,089.61	4.67% #	PPC (CR)	568,298	1.93% #
MOTOR OIL (CR)	2,828.93	0.09% #	OPAP (CR)	455,200	0.68% #
GEK TERNA (CR)	2,432.29	0.89% #	OTE (CR)	435,287	0.07% #

Note: Stocks that are not included in the "Low Dispersion" and "Under Supervision" categories, and the transactions value is more than 10,000 €.



## Derivatives Summary

	Number of Trades	Volume	Open Interest
<b>Index Futures</b>	<b>738</b>	<b>7,284</b>	<b>11,451</b>
FTSE/Athex Large Cap	738	7,284	11,451
<b>Stock Futures</b>	<b>3,319</b>	<b>47,177</b>	<b>344,012</b>
ADMIE (IPTO) HOLDING S.A. (CR)	41	240	7,428
ALPHA BANK (CR)	443	11,197	52,049
ATTICA BANK S.A. (CR)	6	19	7,284
CC HBC AG (CR)	109	186	575
CENERGY HOLDINGS (CB)	20	107	7,625
ELLAKTOR (CR)	452	5,703	14,839
EUROBANK ERGASIAS (CR)	330	6,171	35,063
EYDAP S.A. (CR)	0	0	309
FOURLIS (CR)	4	4	203
GEK TERNA (CR)	30	166	10,232
HELLENIC EXCHANGES-A.S.E. (CR)	38	76	2,550
HELLENIC PETROLEUM (CR)	26	74	2,207
INTRACOM HOLDINGS (CR)	13	57	3,759
INTRALOT (CR)	23	99	5,812
JUMBO SA (CR)	36	62	498
LAMDA DEVELOPMENT SA (CR)	85	240	2,085
MARFIN INVESTMENT GROUP (CR)	112	2,093	77,213
MOTOR OIL (CR)	16	42	543
MYTILINEOS (CR)	136	428	12,376
NATIONAL BANK (CR)	692	15,013	39,046
OPAP (CR)	62	246	5,456
OTE (CR)	30	104	2,142
P.P.A. S.A. (CR)	4	5	725
PIRAEUS BANK (CR)	355	3,675	28,047
PPC (CR)	122	756	15,030
TERNA ENERGY (CR)	43	139	4,733
TITAN CEMENT (CB)	6	9	67
VIOHALCO SA/NV (CB)	85	266	6,116
<b>Index Options</b>	<b>52</b>	<b>300</b>	<b>1,822</b>
FTSE/Athex Large Cap	52	300	1,822
<b>Stock Options</b>	<b>8</b>	<b>195</b>	<b>1,770</b>
ALPHA BANK (CR)	5	85	163
NATIONAL BANK (CR)	1	20	692
OPAP (CR)	0	0	16
OTE (CR)	0	0	176
PIRAEUS BANK (CR)	2	90	216
PPC (CR)	0	0	507
<b>Total Derivatives Traded</b>	<b>4,117</b>	<b>54,956</b>	<b>359,055</b>









## Section 2: Analytic Figures of Shares Transactions

Thursday, 14 November, 2019

Number of Outstanding Securities	Nominal Value	Dividends [1]			Date of Last Coupon		Note	Shares	Closing price	% change	Previous closing price/date	Open price	Price min	Price max	Last price	Avg price	Last Bid [7]	Last Ask [7]	P/E after	Year	Volume	Trades	Transactions Value[8]	Company Mkt Value (thou. €)	Year low	Year high	Sector[4]
		2016	2017	2018	Dividend [2]	Right																					
7,734,375	1.00	---	---	---	09/07/2007	07/01/2011	5112	LIVANIS SA (CR)	0.08	---	0.08	13/11/2019	---	---	---	---	---	10000@0.080	---	---	---	---	---	618.75	0.032	0.096	40301030
15,842,391	1.51	---	---	---	15/07/2009	12/05/2000	5141	BITROS HOLDING SA (CR)	0.16	3.23 #	0.155	13/11/2019	0.16	0.16	0.16	0.16	900@0.124	87@0.160	---	---	1,812	4	289.92	2,534.78	0.084	0.278	55102010
119,596,817	0.040	---	---	---	15/07/2008	27/04/2017	5190	NIKAS SA (CR)	0.5	---	0.5	13/11/2019	---	---	---	---	500@0.400	10@0.490	---	---	---	---	---	59,798.41	0.32	0.6	45102020
24,319,250	0.300	---	---	---	09/07/2002	04/07/2007	5165	PROODEFTIKH SA (CR)	0.16	---	0.16	13/11/2019	0.16	0.16	0.16	0.16	1000@0.135	18656@0.160	---	---	272	2	43.52	3,891.08	0.09	0.248	50101010
245,497,664	0.310	---	---	---	01/07/2008	30/07/2012	5207	SELONDA AQUACULTURE SA (CR)	0.049	---	0.049	13/11/2019	0.049	0.049	0.05	0.05	0.04924800@0.049	23999@0.050	---	---	104,400	11	5,115.80	12,029.39	0.031	0.0776	45102010
10,186,667	1.35	---	---	---	24/06/2008	02/02/2016	4887	SIDMA SA (CR)	0.494	---	0.494	13/11/2019	0.49	0.49	0.52	0.5	0.498 500@0.492	250@0.500	---	---	8,112	16	4,042.28	5,032.21	0.204	0.595	55102010
766,000	1.00	---	---	---	01/07/2004	11/12/2012	5193	TRIA ALFA SA (CR)	1.8	---	1.8	13/11/2019	---	---	---	---	---	90@1.80	55.15	2018	---	---	---	1,712.00	1.5	3.18	55101020
245,000	1.00	---	---	---	19/07/2010	11/12/2012	5194	TRIA ALFA SA (PR)	1.36	---	1.36	13/11/2019	---	---	---	---	---	---	41.67	2018	---	---	---	1,712.00	0.535	2.1	55101020

## Suspension Status

20,255,805	0.300	---	---	---	22/08/2006	02/08/2010	5136	AXON HOLDING SA (CR)	0.058	---	0.058	28/04/2017	---	---	---	---	---	---	---	---	---	---	---	1,174.84	0.058	0.058	20101010	
21,820,410	0.800	---	---	---	22/05/2008	02/08/2011	5174	EUROMEDICA SA (CR)	0.448	---	0.448	30/04/2018	---	---	---	---	---	---	---	---	---	---	---	---	9,775.54	0.448	0.448	20101010
66,948,210	0.300	---	---	---	22/09/2015	22/09/2015	5179	FOLLI FOLLIE (CR)	4.8	---	4.8	24/05/2018	---	---	---	---	---	---	---	---	---	---	---	---	321,351.41	4.8	4.8	40401030
13,191,620	0.620	---	---	---	04/08/2010	09/09/2002	5217	YALCO - CONSTANTINOU SA (CB)	0.0555	---	0.056	30/09/2019	---	---	---	---	---	---	---	---	---	---	---	---	732.13	0.048	0.178	40202020
14,870,100	0.300	---	---	---	15/05/2008	26/09/2011	5130	ALPHA GRISSIN S.A. (CR)	0.014	---	0.014	13/04/2017	---	---	---	---	---	---	---	---	---	---	---	---	208.18	0.014	0.014	10102030
33,930,000	0.300	---	---	---	03/07/2006	30/05/2001	4865	BABIS VOVOS SA (CR)	0.304	---	0.304	30/03/2012	---	---	---	---	---	---	---	---	---	---	---	---	10,314.72	0.304	0.304	35101010
77,126,446	0.340	---	---	---	23/05/2005	18/08/2011	5206	G.E. DIMITRIOU (CR)	0.0125	---	0.013	30/04/2019	---	---	---	---	---	---	---	---	---	---	---	---	964.08	0.01	0.028	40202020
6,000,000	0.600	---	---	---	13/06/2008	08/04/2004	5172	EUROBROKERS S.A. (CR)	0.008	---	0.008	27/04/2018	---	---	---	---	---	---	---	---	---	---	---	---	48.00	0.008	0.008	30302015
7,085,888	1.59	---	---	---	02/07/1996	06/09/2010	5216	ELVIEMEK (CR)	2.6	---	2.6	30/09/2019	---	---	---	---	---	200@3.12	---	---	---	---	---	---	18,423.31	2.6	4.7	35101010
24,619,524	0.500	---	---	---	10/10/1986	30/12/2002	4914	KERAMIA-ALLATINI (CR)	0.088	---	0.088	30/08/2012	---	---	---	---	---	---	---	---	---	---	---	---	2,166.52	0.088	0.088	35101010
31,543,600	0.420	---	---	---	19/07/2010	19/12/2018	5205	KRETA FARM SA (CR)	1.085	---	1.085	30/04/2019	---	---	---	---	---	---	---	---	---	---	---	---	34,224.81	0.6	1.22	45102020
25,179,640	0.600	---	---	---	08/08/1994	19/09/2000	5191	J.BOUTARIS & SON HOLD. SA (CB)	0.026	---	0.026	01/10/2018	---	---	---	---	---	---	---	---	---	---	---	---	742.45	0.026	0.026	45101015
1,540,000	0.600	---	---	---	08/08/1994	19/09/2000	5192	J.BOUTARIS & SON HOLD. (PB)	0.057	---	0.057	01/10/2018	---	---	---	---	---	---	---	---	---	---	---	---	742.45	0.057	0.057	45101015
23,935,280	0.300	---	---	---	29/06/2009	13/06/2000	5153	NAYTEMPORIKI PUBLISHING SA(CR)	0.107	---	0.107	02/10/2017	---	---	---	---	---	---	---	---	---	---	---	---	2,561.07	0.107	0.107	40301030
255,459,600	0.300	---	---	---	26/06/2000	03/12/2010	5101	NEL SA (CR)	0.07	---	0.07	31/08/2015	---	---	---	---	---	---	---	---	---	---	---	---	17,882.17	0.07	0.07	40501015
23,463,874	0.800	---	---	---	23/05/2003	21/12/1999	4918	NEORION SA (CR)	0.125	---	0.125	30/08/2012	---	---	---	---	---	---	---	---	---	---	---	---	2,932.98	0.125	0.125	50206030
18,750,000	0.300	---	---	---	02/07/2001	31/12/2012	5154	PEGASUS PUBLISHING S.A. (CR)	0.089	---	0.089	02/10/2017	---	---	---	---	---	---	---	---	---	---	---	---	1,668.75	0.089	0.089	40301030
23,743,440	0.300	---	---	---	23/06/2008	24/07/2018	5218	SFAKIANAKIS SA (CR)	0.34	---	0.34	07/10/2019	---	---	---	---	---	---	---	---	---	---	---	---	8,072.77	0.236	0.392	40401030
100,793,572	0.300	---	---	---	16/07/2009	11/02/2016	5110	TELETIPOS SA (CR)	0.06	---	0.06	07/03/2016	---	---	---	---	---	---	---	---	---	---	---	---	6,047.61	0.06	0.06	40301035
4,034,950	0.680	---	---	---	01/07/2005	30/12/2010	5171	CHATZIKRANIOTIS & SONS SA (CR)	0.14	---	0.14	27/04/2018	---	---	---	---	---	---	---	---	---	---	---	---	564.89	0.14	0.14	45102020

Shares' Notes

Code	Note text
( )	- Adjusted dividends.
*	- Last adjusted closing price.
[1]	- Net dividends.
[2]	- The "Date of Last Coupon" for New listings refers to the date company's stocks started to trade in Athex
[3]	- The Company Market Value is referred to the number of outstanding shares
[4]	- Sectors codification can be found in Appendix A
[5]	- The Market Value refers to the total number of shares listed (including their several classes) in the exchange by the company.
[6]	- P/E greater than 100
[7]	- Last view of the Order Book before the end of the trading session
[8]	- All Blocks Methods' Transactions Value are included.
4750	- Transfer to the Under Surveillance Category from 8/4/2011.
4865	- Suspension of trading as of 2/4/2012.
4887	- Transfer to the Surveillance Category as of 10/4/2012.
4912	- Transfer to the Surveillance Category as of 31/7/2012.
4914	- Suspension of trading as of 31/8/2012.
4918	- Suspension of trading as of 31/8/2012.
4955	- Transfer to the Surveillance Category as from 5/4/2013.
4956	- Transfer to the Surveillance Category as from 5/4/2013.
4957	- Transfer to the Surveillance Category as from 5/4/2013.
4958	- Transfer to the Surveillance Category as from 5/4/2013.
4959	- Transfer to the Surveillance Category as from 5/4/2013.
4983	- Transfer to the Surveillance Category as of 5/4/2013.
5080	- Transfer to the Surveillance Category as of 06/09/2011.
5093	- Transfer to the Surveillance Category as of 8/4/2015.
5095	- Transfer to the Surveillance Category as from 5/4/2013.
5101	- Suspension of trading as of 1/9/2015.
5110	- Suspension of trading as of 08/03/2016.
5112	- Transfer to the Surveillance Category as of 15/04/2016.
5115	- Transfer to the Surveillance Category as of 15/04/2016.
5123	- Transfer to the Surveillance Category as of 10/04/2014
5130	- Suspension of trading as of 18/04/2017.
5136	- Suspension of trading as of 02/05/2017.
5141	- Transfer to the Surveillance Category as of 10/05/2017.
5153	- Suspension of trading as of 03/10/2017.
5154	- Suspension of trading as of 03/10/2017.
5156	- Transfer to the Surveillance Category as of 11/12/2017.
5160	- Transfer to the Surveillance Category as of 15/04/2016.
5161	- Transfer to the Surveillance Category as of 25/11/2011.
5162	- Transfer to the Under Supervision Category as of 21/12/2009.
5165	- Transfer to the Surveillance Category as of 15/02/2018.
5171	- Suspension of trading as of 30/04/2018.
5172	- Suspension of trading as of 30/04/2018.
5174	- Suspension of trading as of 02/05/2018.
5178	- Transfer to the Surveillance Category as of 11/05/2018.
5179	- Suspension of trading as of 25/05/2018.
5190	- Transfer to the Surveillance Category as of 10/04/2012.
5191	- Suspension of trading as of 02/10/2018.
5192	- Suspension of trading as of 02/10/2018.
5193	- Transfer to the Surveillance Category as of 25/10/2018.
5194	- Transfer to the Surveillance Category as of 25/10/2018.
5195	- Transfer to the Surveillance Category as of 27/06/2008.
5197	- Transfer to the Surveillance Category as of 07/11/2018.

---

## Shares' Notes

---

Code	Note text
------	-----------

5205	- Suspension of trading as of 02/05/2019.
------	---

5206	- Suspension of trading as of 02/05/2019.
------	---

5207	- Transfer to the Surveillance Category as from 13/05/2019.
------	---

5216	- Suspension of trading as of 01/10/2019.
------	---

5217	- Suspension of trading as of 01/10/2019.
------	---

5218	- Suspension of trading as of 08/10/2019.
------	---



### Securities Blocks Details

Securities	Block Volume	Price	Block Trade Value	Time of approval	Note
NATIONAL BANK (CR)	2,500	2.75	6,863.50	10:42:10	14
GEK TERNA (CR)	150,000	6.75	1,012,500.00	10:49:46	20
NATIONAL BANK (CR)	200,000	2.88	576,000.00	11:06:05	20
OTE (CR)	96,888	13.42	1,300,236.96	13:50:15	20
ELLAKTOR (CR)	200,000	1.70	340,000.00	14:28:58	20
GEK TERNA (CR)	120,000	6.81	817,200.00	16:35:55	20
EUROBANK ERGASIAS (CR)	2,000,000	0.964	1,928,000.00	17:10:59	20

### Blocks Notes

- 9 - Method 6-1 / Special Fees
- 10 - Method 6-1 / Special Fees, SDS
- 14 - Method 6-3 / Settlement, Incomplete Buy and Sell
- 18 - Method 6-2 / SPOT 1
- 19 - Method 6-2 / SPOT 2
- 20 - Method 6-1 and Method 6-1 Same Day Settlement
- 21 - Other Pre-agreed

**Shares Rights Details**

Occured date	Exercise from	Exercise until	Trading until	Rights	Price min	Price max	Closing price	Last Bid	Last Ask	Volume	Trades	Transactions Value
--------------	---------------	----------------	---------------	--------	-----------	-----------	---------------	----------	----------	--------	--------	--------------------

No Rights Transactions.

### Securities Forced Sales

Securities	Category of Security	Transactions Volume	Number of Trades	Transactions Value	Note
ALPHA BANK (CR)	Stocks	134	1	237.72	1
ATTICA BANK S.A. (CR)	Stocks	632	1	265.12	1
NATIONAL BANK (CR)	Stocks	500	2	1,422.90	1
PIRAEUS BANK (CR)	Stocks	9	1	26.12	1
EUROBANK ERGASIAS (CR)	Stocks	299	1	266.11	1
INTRACOM HOLDINGS (CR)	Stocks	60	1	51.12	1
FRIGOGLASS SA (CR)	Stocks	4,488	2	861.70	1
PPC (CR)	Stocks	270	1	842.40	1
AEGEAN AIRLINES (CR)	Stocks	66	2	513.42	1
CC HBC AG (CR)	Stocks	777	2	22,514.69	1
VIOHALCO SA/NV (CB)	Stocks	956	1	3,412.92	1

#### Forced Sales Notes

- 1 - Normal Forced Sale.
- 2 - Forced Sales of Fixed Registered Shares.
- 3 - Forced Sales of Remaining Stock Fractions.

**Forced Sales Registered Shares**

Securities	Start Date	End Date	Initial Volume	Remaining Volume	Date	Avg price (day)	Avg price (period)	Number of Trades	Transactions Volume	Transactions Value
------------	------------	----------	----------------	------------------	------	-----------------	--------------------	------------------	---------------------	--------------------

No Fixed Registered Shares Forced Sales.

**Forced Sales Notes**

According to Decision 1/380/04.05.2008 of the Hellenic Republic Capital Market Commission, the certificated registered shares that have not been deposited to the issuer for dematerialisation, will be auctioned in the Athens Exchange by the supervising issuer. Forced sales procedure is held according to Article 99A of the Athens Exchange Rulebook. The average price of the period is calculated by dividing the Total transactions value by the Total volume and includes all the transactions made until the current date.

## Exchange Traded Funds (ETFs) Characteristics

	Transactions Date (T)	Creation / Redemption	Units (T-1)	New Units (T-1)	Redemptio n Units (T-	Units (T) [1]	Fund Assets [2]	Net Unit Price	Dividen d per	Dividend Date
--	--------------------------	--------------------------	----------------	--------------------	--------------------------	------------------	-----------------	-------------------	------------------	------------------

#Error

## ETFs Notes

**No data for ETFs.**

[2] - The Creation / Redemption Units of T-1 are included.

## Convertible Corporate Bonds - Regulated Market

Num Listed Bonds	Nominal price	Issue price	Today's Rate	Exp. Date	Duration (years)	Note	Coupon		Trading	Corporate Bonds	Price min	Price max	Closing price	Previous closing price/date	Volume	Transactions Value	Last order			ear min	Year max
							Common	Preferred									Price	Buy / Sell	Date		
171,268,704	0.30	0.30	1.00	11/10/2025	9	---	13	---	1	FORTHNET S.A. (Convertible)	---	---	---	---	---	---	1.0000	B	23/10/2019	100.0000	100.0000

## Corporate Bonds Notes

Transactions Volume = (Pieces) \* (Nominal Price). Transactions Value = (Pieces) \* (Nominal Price) \* (price %) + (Accrued interest).

The price of a Bond is stated as a percentage (%) of Bond's Nominal Price.

Nominal Price in Euros (€), except if it is noted differently.

## Non Convertible Corporate Bonds - Regulated Market

Num Listed Bonds	Nominal price	Issue price	Today's Rate	Exp. Date	Duration (years)	Note	Coupon		Trading	Corporate Bonds	Accrued Int.	Yield.T.Mat	Price min	Price max	Closing price	Previous closing price/date	Volume	Transactions Value	Last order			ear min	Year max	
							Common	Preferred											Price	Buy / Sell	Date			
175,000	1,000.00	1,000.00	3.40	26/07/2024	5	---	1	---	1	ATTICA HOLDINGS S.A. (Non Convertible)	10.8611	2.7660	102.1000	102.5500	102.5500	102.4380	13/11/2019	24,000	24,773.67	102.1300	B	14/11/2019	101.3167	103.4000
300,000	1,000.00	1,000.00	3.10	27/06/2022	5	---	5	---	1	MYTILINEOS HOLDINGS S.A. (Non Convertible)	12.4000	2.5770	100.8000	100.9000	100.8196	100.9050	13/11/2019	51,000	52,050.40	100.8000	B	14/11/2019	100.5818	103.4000
50,000	1,000.00	1,000.00	4.35	20/06/2022	5	---	5	---	1	SYSTEMS SUNLIGHT S.A. (Non Convertible)	18.2458	3.1900	101.1900	102.0000	102.0000	101.3500	13/11/2019	29,000	30,046.63	101.1800	B	14/11/2019	99.4118	104.5000
200,000	1,000.00	1,000.00	3.50	21/03/2022	5	---	6	---	1	O.P.A.P. S.A. (Non Convertible)	5.4444	2.7900	100.6200	101.0000	101.0000	100.6060	13/11/2019	157,000	159,399.68	100.7000	B	14/11/2019	100.5201	103.5200
25,000	1,000.00	1,000.00	4.95	26/06/2023	5	---	3	---	1	B&F COMM. & GARM. INDUS. S.A. (Non Convertible)	19.9375	6.8210	93.0000	93.6000	93.1200	90.8620	12/11/2019	10,000	9,511.38	92.0000	B	14/11/2019	90.1276	98.5000
90,000	1,000.00	1,000.00	3.00	11/05/2023	5	---	4	---	1	CORAL A.E. (Non Convertible)	0.5833	1.7220	104.0000	104.0000	104.0000	103.0100	13/11/2019	50,000	52,029.17	103.5000	B	14/11/2019	100.2726	104.9499
120,000	1,000.00	1,000.00	3.95	04/04/2025	7	---	4	---	1	GEK TERNA S.A. (Non Convertible)	4.9375	2.4690	103.5100	106.5000	106.3653	106.0600	13/11/2019	43,000	45,949.41	106.1600	B	14/11/2019	99.0000	107.2000
40,000,000	1.00	1.00	5.00	04/10/2021	5	---	13	---	1	HOUSEMARKET S.A. (Non Convertible)	0.0063	2.3410	---	---	---	104.2000	12/11/2019	---	---	104.1000	B	14/11/2019	101.9500	106.1000
150,000	1,000.00	1,000.00	2.60	22/10/2026	7	---	1	---	1	TERNA ENERGY FINANCE S.A. (Non Convertible)	1.9500	2.1860	102.2500	102.5900	102.5022	102.6320	13/11/2019	213,000	218,745.05	102.3000	B	14/11/2019	101.0000	102.7000
200,000	1,000.00	1,000.00	3.60	12/03/2026	7	---	2	---	1	AEGEAN AIRLINES S.A. (Non Convertible)	6.7000	2.4570	---	---	---	106.0000	13/11/2019	---	---	106.0500	B	14/11/2019	100.3628	107.9000

## Corporate Bonds Notes

Transactions Volume = (Pieces) \* (Nominal Price). Transactions Value = (Pieces) \* (Nominal Price) \* (price %) + (Accrued interest).

The price of a Bond is stated as a percentage (%) of Bond's Nominal Price.

Nominal Price in Euros (€), except if it is noted differently.

## Government Bonds

Number Listed Bonds	Nominal price	Today's Rate	Accrued Interest Calc	Exp. Date [1]	Duration (years)	Note	Coupons Date	Curr. coupon value	Trading Unit	Government Bonds	Price min	Price max	Closing price	Previous closing price/date	Volume	Transactions Value	Price	Last order Buy / Sell	Date
3,000,000	1,000.00	4.38	Actual/Actual	01/08/2022	5	---	01/08	4.38	1	GGB-FXD-010822-05Y-4.375-1.000	---	---	---	---	---	---	1.0000	B	28/11/2018
2,500,000	1,000.00	3.45	Actual/Actual	02/04/2024	5	---	02/04	3.45	1	GGB-FXD-020424-05Y-3.450-1.000	---	---	---	---	---	---	---	---	---
4,355,990,324	1.00	3.50	Actual/Actual	30/01/2023	5	---	01/02 - 31/01	3.50	1	GGB-FXD-300123-05Y-3.500-1.000	---	---	---	94.5720 13/07/2018	---	---	1.0000	B	28/11/2018
5,962,747,327	1.00	3.75	Actual/Actual	30/01/2028	10	---	/02 - 01/02 - 31/	3.75	1	GGB-FXD-300128-10Y-3.750-1.000	---	---	---	85.4610 13/07/2018	---	---	1.0000	B	28/11/2018
6,091,218,404	1.00	3.90	Actual/Actual	30/01/2033	15	---	/02 - 01/02 - 31/	3.90	1	GGB-FXD-300133-15Y-3.900-1.000	---	---	---	78.6730 13/07/2018	---	---	1.0000	B	28/11/2018
4,805,399,486	1.00	4.00	Actual/Actual	30/01/2037	19	---	/02 - 01/02 - 31/	4.00	1	GGB-FXD-300137-19Y-4.000-1.000	---	---	---	77.0370 13/07/2018	---	---	1.0000	B	28/11/2018
4,603,713,186	1.00	4.20	Actual/Actual	30/01/2042	24	---	/02 - 01/02 - 31/	4.20	1	GGB-FXD-300142-24Y-4.200-1.000	---	---	---	77.7640 13/07/2018	---	---	1.0000	B	28/11/2018
550,418,123	1.00	3.00	Actual/Actual	24/02/2023	11	---	24/02	3.00	1	GGB-FXD-240223-11Y-2.000-1.000	---	---	---	10.0000 22/06/2015	---	10.0000	B	11/07/2019	
445,007,576	1.00	3.00	Actual/Actual	24/02/2024	12	---	24/02	3.00	1	GGB-FXD-240224-12Y-2.000-1.000	---	---	---	10.0000 22/06/2015	---	---	---	---	---
423,674,226	1.00	3.00	Actual/Actual	24/02/2025	13	---	24/02	3.00	1	GGB-FXD-240225-13Y-2.000-1.000	---	---	---	10.0000 22/06/2015	---	---	---	---	---
212,292,153	1.00	3.00	Actual/Actual	24/02/2026	14	---	24/02	3.00	1	GGB-FXD-240226-14Y-2.000-1.000	---	---	---	10.0000 22/06/2015	---	---	---	---	---
160,621,352	1.00	3.00	Actual/Actual	24/02/2027	15	---	24/02	3.00	1	GGB-FXD-240227-15Y-2.000-1.000	---	---	---	10.0000 22/06/2015	---	---	---	---	---
183,244,055	1.00	3.00	Actual/Actual	24/02/2028	16	---	24/02	3.00	1	GGB-FXD-240228-16Y-2.000-1.000	---	---	---	10.0000 22/06/2015	---	---	---	---	---
164,802,894	1.00	3.00	Actual/Actual	24/02/2029	17	---	24/02	3.00	1	GGB-FXD-240229-17Y-2.000-1.000	---	---	---	10.0000 22/06/2015	---	---	---	---	---
165,460,943	1.00	3.00	Actual/Actual	24/02/2030	18	---	24/02	3.00	1	GGB-FXD-240230-18Y-2.000-1.000	---	---	---	10.0000 22/06/2015	---	---	---	---	---
129,007,241	1.00	3.00	Actual/Actual	24/02/2031	19	---	24/02	3.00	1	GGB-FXD-240231-19Y-2.000-1.000	---	---	---	10.0000 22/06/2015	---	---	---	---	---
126,192,683	1.00	3.00	Actual/Actual	24/02/2032	20	---	24/02	3.00	1	GGB-FXD-240232-20Y-2.000-1.000	---	---	---	10.0000 22/06/2015	---	---	---	---	---
146,905,168	1.00	3.00	Actual/Actual	24/02/2033	21	---	24/02	3.00	1	GGB-FXD-240233-21Y-2.000-1.000	---	---	---	10.0000 22/06/2015	---	---	---	---	---
154,475,606	1.00	3.00	Actual/Actual	24/02/2034	22	---	24/02	3.00	1	GGB-FXD-240234-22Y-2.000-1.000	---	---	---	10.0000 22/06/2015	---	---	---	---	---
144,429,441	1.00	3.00	Actual/Actual	24/02/2035	23	---	24/02	3.00	1	GGB-FXD-240235-23Y-2.000-1.000	---	---	---	10.0000 22/06/2015	---	---	---	---	---
166,211,676	1.00	3.00	Actual/Actual	24/02/2036	24	---	24/02	3.00	1	GGB-FXD-240236-24Y-2.000-1.000	---	---	---	10.0000 22/06/2015	---	---	---	---	---
145,461,669	1.00	3.00	Actual/Actual	24/02/2037	25	---	24/02	3.00	1	GGB-FXD-240237-25Y-2.000-1.000	---	---	---	10.0000 22/06/2015	---	---	---	---	---
146,941,087	1.00	3.00	Actual/Actual	24/02/2038	26	---	24/02	3.00	1	GGB-FXD-240238-26Y-2.000-1.000	---	---	---	10.0000 22/06/2015	---	---	---	---	---
135,115,612	1.00	3.00	Actual/Actual	24/02/2039	27	---	24/02	3.00	1	GGB-FXD-240239-27Y-2.000-1.000	---	---	---	10.0000 22/06/2015	---	---	---	---	---
141,909,637	1.00	3.00	Actual/Actual	24/02/2040	28	---	24/02	3.00	1	GGB-FXD-240240-28Y-2.000-1.000	---	---	---	10.0000 22/06/2015	---	---	---	---	---
136,788,720	1.00	3.00	Actual/Actual	24/02/2041	29	---	24/02	3.00	1	GGB-FXD-240241-29Y-2.000-1.000	---	---	---	10.0000 22/06/2015	---	---	---	---	---
163,643,410	1.00	3.00	Actual/Actual	24/02/2042	30	---	24/02	3.00	1	GGB-FXD-240242-30Y-2.000-1.000	---	---	---	10.0000 22/06/2015	---	---	---	---	---
4,000,000	1,000.00	3.88	Actual/Actual	12/03/2029	10	---	12/03	3.88	1	GGB-FXD-120329-10Y-3.875-1.000	---	---	---	---	---	---	100.0000	B	15/10/2019
503,753	1,000.00	0.32	FLR Actual/360	16/09/2021	2	---	16/03 - 16/09	---	1	GGB-FLT-160921-02Y-0.319-1.000	---	---	---	---	---	---	---	---	---
3,000,000	1,000.00	3.38	Actual/Actual	15/02/2025	7	---	15/02	3.38	1	GGB-FXD-150225-07Y-3.375-1.000	---	---	---	---	---	---	---	---	---
250,250	1,000.00	2.90	Actual/Actual	20/03/2023	4	---	20/03	2.90	1	GGB-FXD-200323-04Y-2.900-1.000	---	---	---	---	---	---	---	---	---
964,000	1,000.00	3.25	Actual/Actual	20/03/2025	6	---	20/03	3.25	1	GGB-FXD-200325-06Y-3.250-1.000	---	---	---	---	---	---	---	---	---
2,100,000	1,000.00	3.55	Actual/Actual	20/03/2026	7	---	20/03	3.55	1	GGB-FXD-200326-07Y-3.550-1.000	---	---	---	---	---	---	---	---	---
2,500,000	1,000.00	1.88	Actual/Actual	23/07/2026	7	---	23/07	1.88	1	GGB-FXD-230726-07Y-1.875-1.000	---	---	---	---	---	---	---	---	---

## Government Bonds Notes

Transactions Volume = (Pieces) \* (Nominal Price). Transactions Value = (Pieces) \* (Nominal Price) \* (price %) + (Accrued interest).

The Value of current coupon for the issues with NV 0.01 euro refers to NV 100 euros

FLR: Floating Interest Rate.

[1] - The Expiration Date of the interest bearing period and the Date for coupon payment.



## Government Bonds

Number Listed Bonds	Nominal price	Today's Rate	Accrued Interest Calc	Exp. Date [1]	Duration (years)	Note	Coupons Date	Curr. coupon value	Trading Unit	Government Bonds	Price min	Price max	Closing price	Previous closing price/date	Volume	Transactions Value	Price	Last order Buy / Sell	Date
---------------------	---------------	--------------	-----------------------	---------------	------------------	------	--------------	--------------------	--------------	------------------	-----------	-----------	---------------	-----------------------------	--------	--------------------	-------	-----------------------	------

## Government Bonds Notes

Transactions Volume = (Pieces) \* (Nominal Price). Transactions Value = (Pieces) \* (Nominal Price) \* (price %) + (Accrued interest).

The Value of current coupon for the issues with NV 0.01 euro refers to NV 100 euros

FLR: Floating Interest Rate.

[1] - The Expiration Date of the interest bearing period and the Date for coupon payment.

## Treasury Bills &amp; Zero Coupon Government Bonds

Issue Date	13-Week Maturity									26-Week Maturity									52-Week Maturity								
	Exp. Date	Initial Rate	Num Listed Bonds	Nominal price	Issue price	Last Trade Price	Last Trade Date	Volume Traded	Note	Exp. Date	Initial Rate	Num Listed Bonds	Nominal price	Issue price	Last Trade Price	Last Trade Date	Volume Traded	Note	Exp. Date	Initial Rate	Num Listed Bonds	Nominal price	Issue price	Last Trade Price	Last Trade Date	Volume Traded	Note
14/12/2018	---	---	---	---	---	---	---	---	---	---	---	---	---	---	---	---	---	---	13/12/2019	1.09	1,000,000	1,000.00	989.10	---	---	---	---
15/03/2019	---	---	---	---	---	---	---	---	---	---	---	---	---	---	---	---	---	---	13/03/2020	0.95	1,000,000	1,000.00	990.50	---	---	---	---
14/06/2019	---	---	---	---	---	---	---	---	---	---	---	---	---	---	---	---	---	---	12/06/2020	0.47	1,000,000	1,000.00	995.30	---	---	---	---
13/09/2019	---	---	---	---	---	---	---	---	---	---	---	---	---	---	---	---	---	---	11/09/2020	0.29	1,000,000	1,000.00	997.05	---	---	---	---

Bonds in Circulation	Currency / Min nominal traded Value	Coupons Payment Date	Current Coupon Value	Note	Coupon	Trading Unit	Issue Date	Duration (years)	Today's Interest	A.I.C in days	Bonds	Last price of previous days		Last Outcry in Cash (euro)			Trades in Pieces	Life min	Life Max
												Price	Buy / Sell	Price	Buy / Sell	Date			
<b>Corporate Bonds in Foreign Currency and Euro</b>																			
103,746	GBP / 10	01/12	0.25	---	60	1	01/12/1930	98	2.5	360	National Mortgage Bank	2.27	05/02/1996	2.27	S	05/02/1996	---	2.27	2.27
0	GBP / 10	01/12	0.25	---	62	1	01/12/1928	100	2.5	360	National Mortgage Bank	---	---	---	---	---	---	---	---

## Government Bonds Notes

A.I.C: Accrued Interest Calculation base.

FLR: Floating Interest Rate.

The minimum tradeable Nominal Value for all Demeterialised Government Titles is 100 Euros.

(μτφρ-0)

**Athex & ATHEXClear Members List**

Member Name	Stock Market			Derivatives Market		ATHEXClear Member				
	Address	Phone	Fax	Market Member	Remote Member	Market Maker	Proprietary	Market Maker	General Clearing	Direct Clearing
<b>A. SARRIS SECURITIES S.A.</b>				a						
6, DRAGATSANIOU ATHINA	+30 2103367700	210-3312324								
<b>ALPHA BANK A.E.</b>									a	
40, STADIOU STR ATHINA	(210)-3265546	(210)-3265811								
	(210)-3260000	(210)-3264116								
103, AVE. ATHINON ATHINA	+30 2103436820	210-3436270								
<b>ALPHA FINANCE INVESTMENT SERVICES S.A.</b>				a		a	a	a		a
5, MERLIN ATHINA	+30 2103677400	210-33311193								
<b>ARGUS STOCKBROKERS LTD</b>				a	a		a			
25, DIMOSTHENI SEVERI AVE NICOSIA	+357 22717000	0035722717070								
<b>ATLANTIC SECURITIES LIMITED</b>				a	a					
37, PRODROMOU NICOSIA	+357 22445400	00357 22661914								
<b>AXON SECURITIES S.A.</b>				a			a			
48, STADIOU ATHINA	+30 2103363800	210-3243903								
<b>BETA SECURITIES S.A.</b>				a		a	a			a
29, ALEXANDRAS AVEN. & VRAILA ATHINA	+30 2106478900	210-6410139								
<b>BNP PARIBAS SECURITIES SERVICES</b>									a	
2, LAMPSAKOU ATHINA	+30 2107468500	210-7468579-581								
<b>CAPITAL SECURITIES S.A.</b>				a			a			
58, MITROPOLEOS ATHINA	+30 2103369700	+30 210 3369820								
<b>CFS SECURITIES-INVESTMENT SERVICES S.A.</b>				a						
3, PAPARRIGOPOULOU ATHINA	+30 2103360800	+30 210-3360980								
<b>CITIGROUP GLOBAL MARKET LTD</b>				a	a					
1, CITIGROUP CENTER, CANADA SQ., CANARY WHARF LONDON	+44 02079864000									
<b>CITIGROUP GLOBAL MARKETS EUROPE AG</b>				a	a					
16, REUTERWEG FRANKFURT										
<b>CREDIT SUISSE SECURITIES (EUROPE) LIMITED</b>				a	a					
1, CABOT SQUARE LONDON	+44 2078888888									
<b>CYCLOS SECURITIES S.A.</b>				a			a			a
39, PANEPISTIMIOU ATHINA	+30 2103364300	+30 210-3239122								
<b>DEUTSCHE BANK S.A.</b>					a					
1, GREAT WINCHESTER STREET LONDON	+44 20 754 54209	00441133361437								
<b>DYNAMIC SECURITIES S.A.</b>				a			a			a
, SYGROU AVENUE 223 & TRALLEON 2 NEA SMYRNI	+30 2103677700	210-3677777								
<b>EUROBANK EQUITIES INVESTMENT FIRM S.A</b>				a		a	a	a		a
, FILELLINON 10 & XENOFONTOS 13 ATHINA	+30 2103720000	210-3720001								
<b>EUROBANK ERGASIAS S.A.</b>									a	
8, OTHONOS ATHINA	+30 2103337000	210-3245916								
8, OTHONOS STR. ATHINA	(210)-3337000	(210)-3233866								
	(210)-3337969	(210)-3245916								
<b>EUROCORP INVESTMENT SERVICES S.A.</b>				a			a			a
14, FILIKIS ETERIAS SQ, ATHINA	+30 2107263500	2107263666								
<b>EUROTRUST INVESTMENT FIRM SA</b>				a						
113, SEVASTOUPOLEOS ATHINA	+30 2103363100	+30 210-3238334								
<b>EUROXX SECURITIES S.A.</b>				a		a	a	a		a
7, PALAIOLOGOU CHALANDRI	(210)-6879400	(210)-6879401								
7, PALEOLOGOU CHALANDRI	+30 2106879400	210-6879401								
<b>G. A. PERVANAS SECURITIES-INVESTMENT SERVICES CO S.A.</b>				a						
7-9, SOFOKLEOUS ATHINA	+30 2103727200	210-3210-291								
<b>GLOBAL CAPITAL SECURITIES AND FINANCIAL SERVICES LTD</b>				a	a					
50, AVE. ARCHIEPISKOPOU MAKARIOU NICOSIA	+357 22710710	357 22339332								
<b>HELLENIC BANK (INVESTMENTS) LTD</b>					a					
, AVE.KYRIAKOU MATSI 31 - PO BOX 24747 NICOSIA	+357 22500100	357 22500110								
<b>HELLENIC-AMERICAN SECURITIES S.A.</b>				a		a	a			a
27, ANDREA PAPANDEOU ATHINA	+30 2103311100	+30 210-3215968								
<b>HSBC FRANCE</b>									a	
109-111, AVE. MESOGION ATHINA	+30 2106960000	210-6929336								
<b>INDEX SECURITIES S.A.</b>				a						
6, DRAGATSANIOU ATHINA	+30 2103213920	+30 210-3213216								
<b>J. CHR. MAVRIKIS SECURITIES S.A.</b>				a						
5, SOFOKLEOUS ATHINA	+30 2103216730	210-3217767								
<b>KAPPA SECURITIES S.A.</b>				a			a			
15, VALAORITOU ATHINA	+30 2103678600	+30 210-3641002								

**Athex & ATHEXClear Members List**

Member Name	Stock Market			Derivatives Market		ATHEXClear Member				
	Address	Phone	Fax	Market Member	Remote Member	Market Maker	Proprietary	Market Maker	General Clearing	Direct Clearing
<b>KARAMANOF SECURITIES AND INVESTMENT SERVICES S.A.</b>				a			a			
2, SQ. AGION THEODORON ATHINA	+30 2103212947	+30 210-3217088								
<b>LAIKI FINANCIAL SERVICES LTD</b>					a					
26, AVE. VYRONOS NICOSIA	357 22367367	357 22718567								
<b>LEON DEPOLAS SECURITIES S.A.</b>				a		a	a			
1, CHRISTOU LADA ATHINA	+30 2103213276	+30 210-3211618								
<b>MEGA EQUITY SECURITIES &amp; FINANCIAL SERVICES PUBLIC LTD</b>				a	a		a			
42-44, AVE. GRIVA DIGENI NICOSIA	+357 22711711	357 22711811								
<b>MERIT SECURITIES S.A</b>				a		a	a			a
5, SOFOKLEOUS ATHINA	+30 2141008800	210-3671830								
<b>MERRILL LYNCH INTERNATIONAL</b>				a	a					
2, KING EDWARD STREET LONDON	+44 20276281000									
<b>N. CHRYSOCHOIDIS STOCK BROKERAGE I.S.S.A.</b>				a			a			a
7-9, SOFOKLEOUS ATHINA	+30 2103213913	+30 210-3216115								
<b>NATIONAL BANK OF GREECE S.A.</b>				a		a	a		a	
68, AKADIMIAS STR. ATHINA	(210)-3328817	(210)-3328678								
86, AIOLOU STR. ATHINA	(210)-3341000	(210)-3228187								
<b>NATIONAL SECURITIES S.A</b>				a		a	a	a		
66, KIFISIAS AVE, BUILDING A ATHINA	+30 2107720000	+30 210-7720002								
<b>NUNTIUS BROKERAGE AND INVESTMENT SERVICES S.A</b>				a						
6, DRAGATSANIOU ATHINA	+30 2103350599	+30210-3254846								
<b>ONE PLUS CAPITAL LIMITED</b>				a	a					
, 75 PRODROMOU AVENUE, ONEWORLD PARKVIEW HOUSE, 3RD FLOOR, NEW YORK	+1 212 2873760									
<b>OPTIMA BANK S.A.</b>				a		a	a	a	a	
32, EGIALIAS & PARADISOU MAROUSI	+30 2108173111	+30 210-6896325								
<b>PANTELAKIS SECURITIES S.A.</b>				a		a	a	a		
57, ETHNIKIS ANTISTATIS B CHALANDRI	+30 2106965000	210-6929550								
<b>PEGASUS SECURITIES S.A</b>				a			a			
17, VALAORITOU & AMERIKIS ATHINA	+30 2103670700	+30 210-3670760								
<b>PIRAEUS BANK S.A.</b>				a			a		a	
4, AMERIKIS STR. ATHINA	(210)-3335000	(210)-3335079								
4, AMERIKIS STR ATHINA	(210)-3335918	(210)-3254207								
4, AMERIKIS ATHINA	+30 2103335000	210-3335079								
<b>PIRAEUS SECURITIES S.A.</b>				a		a	a	a		a
10, STADIOU ATHINA	+30 2103354100	210-3354170								
<b>PROCHOICE SECURITIES LTD</b>				a	a					
57, SPYROU KYPRIANOY NICOSIA	+357-24-661192	+357-24-662464								
<b>SHARELINK SECURITIES-FINANCIAL SERVICES LTD</b>				a	a		a			
6, THEOTOKI MEGARO ELLINA NICOSIA	+357 22554200	+357 22750852								
<b>SOCIETE GENERALE S.A.</b>				a	a		a			
, 17 COURS VALMY 92987 PUTEAUX - LA DEFENSE PARIS	+33 157290504	+33142138697								
<b>SOLIDUS SECURITIES S.A</b>				a			a			a
64, LOUIZIS RIANCOUR ATHINA	+30 2106900600	210-6985421								
<b>ST. EM. LAVRENTAKIS SECURITIES S.A.</b>				a			a			
7-9, SOFOKLEOUS ATHINA	+30 2103213336	+30 210-3246572								
<b>THE CYPRUS INVESTMENT &amp; SECURITIES CORPORATION LTD</b>				a	a					
154, LIMASSOL AVENUE, STROVOLOS NICOSIA	+357 22121700	357 22338800								
<b>UBS LIMITED</b>					a					
1, FINSBURY AVENUE LONDON	+44 2075687135									

List of Stocks under Market Making operations

Securities	Market Maker	Start Market Making	Stock Category
ADMIE (IPTO) HOLDING S.A. (CR)	PIRAEUS SECURITIES S.A.	29/06/2017	Main Market
ALPHA BANK (CR)	ALPHA FINANCE INVESTMENT SERVICES S.A.	29/02/2016	Main Market
	EUROBANK EQUITIES INVESTMENT FIRM S.A	24/10/2012	
	HELLENIC-AMERICAN SECURITIES S.A.	06/02/2019	
	LEON DEPOLAS SECURITIES S.A.	04/01/2016	
	MERIT SECURITIES S.A	03/09/2013	
	NATIONAL SECURITIES S.A	15/01/2013	
	PIRAEUS SECURITIES S.A.	28/05/2013	
ALUMIL (CR)	BETA SECURITIES S.A.	18/07/2013	Main Market
AS COMPANY SA (CR)	EUROBANK EQUITIES INVESTMENT FIRM S.A	01/04/2019	Main Market
ATTICA BANK S.A. (CR)	EUROBANK EQUITIES INVESTMENT FIRM S.A	11/11/2019	Main Market
	EUROXX SECURITIES S.A.	22/01/2016	
	PIRAEUS SECURITIES S.A.	20/09/2017	
ATTICA HOLDINGS (CR)	HELLENIC-AMERICAN SECURITIES S.A.	28/12/2017	Main Market
AUTOHELLAS SA (CR)	ALPHA FINANCE INVESTMENT SERVICES S.A.	01/07/2019	Main Market
	EUROXX SECURITIES S.A.	02/07/2018	
AVAX S.A. (CR)	EUROBANK EQUITIES INVESTMENT FIRM S.A	14/12/2015	Main Market
BRIQ PROPERTIES (CR)	EUROBANK EQUITIES INVESTMENT FIRM S.A	09/01/2019	Main Market
BYTE COMPUTER SA (CR)	MERIT SECURITIES S.A	04/08/2013	Main Market
CC HBC AG (CR)	EUROBANK EQUITIES INVESTMENT FIRM S.A	23/10/2013	Main Market
	NATIONAL SECURITIES S.A	29/04/2013	
	PIRAEUS SECURITIES S.A.	04/05/2015	
CENERGY HOLDINGS (CB)	ALPHA FINANCE INVESTMENT SERVICES S.A.	02/01/2017	Main Market
	EUROBANK EQUITIES INVESTMENT FIRM S.A	02/01/2017	
CNL CAPITAL (CR)	MERIT SECURITIES S.A	01/10/2018	Main Market
EKTER SA (CR)	EUROBANK EQUITIES INVESTMENT FIRM S.A	16/10/2017	Main Market
	LEON DEPOLAS SECURITIES S.A.	21/05/2018	
ELASTRON (CR)	LEON DEPOLAS SECURITIES S.A.	20/02/2017	Main Market
ELLAKTOR (CR)	ALPHA FINANCE INVESTMENT SERVICES S.A.	14/03/2019	Main Market
	EUROXX SECURITIES S.A.	24/09/2018	
	HELLENIC-AMERICAN SECURITIES S.A.	14/01/2019	
	NATIONAL SECURITIES S.A	25/06/2013	
	PIRAEUS SECURITIES S.A.	22/10/2018	
ELTON SA (CR)	BETA SECURITIES S.A.	03/09/2013	Main Market
	LEON DEPOLAS SECURITIES S.A.	01/04/2019	
ELVALHALCOR (CR)	ALPHA FINANCE INVESTMENT SERVICES S.A.	07/05/2018	Main Market
	EUROBANK EQUITIES INVESTMENT FIRM S.A	07/05/2018	
EUROBANK ERGASIAS (CR)	ALPHA FINANCE INVESTMENT SERVICES S.A.	08/01/2013	Main Market
	EUROBANK EQUITIES INVESTMENT FIRM S.A	01/06/2013	
	HELLENIC-AMERICAN SECURITIES S.A.	25/07/2014	
	MERIT SECURITIES S.A	06/11/2017	
	NATIONAL SECURITIES S.A	01/01/2017	
	PIRAEUS SECURITIES S.A.	28/09/2013	
EUROPEAN RELIANCE INSUR. (CR)	EUROBANK EQUITIES INVESTMENT FIRM S.A	08/07/2019	Main Market
	PANTELAKIS SECURITIES S.A.	15/07/2019	
EYDAP S.A. (CR)	EUROBANK EQUITIES INVESTMENT FIRM S.A	10/06/2019	Main Market

List of Stocks under Market Making operations

Securities	Market Maker	Start Market Making	Stock Category
<b>FOURLIS (CR)</b>			Main Market
	EUROBANK EQUITIES INVESTMENT FIRM S.A	01/12/2016	
	EUROXX SECURITIES S.A.	01/12/2016	
	PIRAEUS SECURITIES S.A.	06/03/2017	
<b>GEK TERNA (CR)</b>			Main Market
	HELLENIC-AMERICAN SECURITIES S.A.	07/09/2015	
	PIRAEUS SECURITIES S.A.	29/08/2019	
<b>GR. SARANTIS S.A. (CR)</b>			Main Market
	BETA SECURITIES S.A.	14/05/2013	
	EUROBANK EQUITIES INVESTMENT FIRM S.A	24/10/2016	
<b>HELLENIC EXCHANGES-A.S.E. (CR)</b>			Main Market
	NATIONAL SECURITIES S.A	25/06/2013	
	PIRAEUS SECURITIES S.A.	04/05/2015	
<b>HELLENIC PETROLEUM (CR)</b>			Main Market
	HELLENIC-AMERICAN SECURITIES S.A.	14/09/2015	
	PIRAEUS SECURITIES S.A.	20/03/2017	
<b>IKTINOS HELLAS SA (CR)</b>			Main Market
	ALPHA FINANCE INVESTMENT SERVICES S.A.	01/04/2019	
	EUROBANK EQUITIES INVESTMENT FIRM S.A	25/02/2019	
	NATIONAL SECURITIES S.A	24/07/2019	
<b>INTERCONTINENTAL (CR)</b>			Main Market
	LEON DEPOLAS SECURITIES S.A.	03/06/2019	
<b>INTRACOM HOLDINGS (CR)</b>			Main Market
	LEON DEPOLAS SECURITIES S.A.	08/10/2018	
<b>INTRALOT (CR)</b>			Main Market
	EUROBANK EQUITIES INVESTMENT FIRM S.A	18/12/2017	
	EUROXX SECURITIES S.A.	12/06/2017	
	HELLENIC-AMERICAN SECURITIES S.A.	30/05/2018	
	PANTELAKIS SECURITIES S.A.	07/05/2018	
	PIRAEUS SECURITIES S.A.	28/09/2013	
<b>JUMBO SA (CR)</b>			Main Market
	MERIT SECURITIES S.A	06/11/2017	
	PIRAEUS SECURITIES S.A.	06/03/2017	
<b>KARAMOLEGOS SA (CR)</b>			Main Market
	EUROXX SECURITIES S.A.	04/10/2019	
<b>KLOUKINAS - LAPPAS SA (CR)</b>			Main Market
	BETA SECURITIES S.A.	22/09/2014	
<b>KRI-KRI S.A. (CR)</b>			Main Market
	EUROBANK EQUITIES INVESTMENT FIRM S.A	07/05/2018	
	LEON DEPOLAS SECURITIES S.A.	16/01/2017	
<b>LAMDA DEVELOPMENT SA (CR)</b>			Main Market
	EUROBANK EQUITIES INVESTMENT FIRM S.A	08/12/2014	
	PANTELAKIS SECURITIES S.A.	06/11/2017	
	PIRAEUS SECURITIES S.A.	29/06/2017	
<b>LAMPSA HOTEL SA (CR)</b>			Main Market
	LEON DEPOLAS SECURITIES S.A.	16/01/2017	
<b>MARFIN INVESTMENT GROUP (CR)</b>			Main Market
	PIRAEUS SECURITIES S.A.	02/02/2013	
<b>MLS MULTIMEDIA SA (CR)</b>			Main Market
	PIRAEUS SECURITIES S.A.	01/08/2019	
<b>MOTOR OIL (CR)</b>			Main Market
	HELLENIC-AMERICAN SECURITIES S.A.	01/09/2014	
	LEON DEPOLAS SECURITIES S.A.	01/04/2019	
	MERIT SECURITIES S.A	25/02/2019	
	NATIONAL SECURITIES S.A	17/02/2014	
	PIRAEUS SECURITIES S.A.	04/05/2015	
<b>MYTILINEOS (CR)</b>			Main Market
	ALPHA FINANCE INVESTMENT SERVICES S.A.	15/04/2019	
	EUROBANK EQUITIES INVESTMENT FIRM S.A	20/09/2017	
	MERIT SECURITIES S.A	25/02/2019	
	NATIONAL SECURITIES S.A	25/06/2013	
	PIRAEUS SECURITIES S.A.	04/05/2015	

List of Stocks under Market Making operations

Securities	Market Maker	Start Market Making	Stock Category
<b>NATIONAL BANK (CR)</b>			<b>Main Market</b>
	ALPHA FINANCE INVESTMENT SERVICES S.A.	08/01/2013	
	EUROBANK EQUITIES INVESTMENT FIRM S.A	24/10/2012	
	HELLENIC-AMERICAN SECURITIES S.A.	25/07/2014	
	LEON DEPOLAS SECURITIES S.A.	20/04/2015	
	MERIT SECURITIES S.A	03/09/2013	
	NATIONAL SECURITIES S.A	28/02/2013	
	PIRAEUS SECURITIES S.A.	08/09/2013	
<b>OPAP (CR)</b>			<b>Main Market</b>
	ALPHA FINANCE INVESTMENT SERVICES S.A.	08/01/2013	
	EUROBANK EQUITIES INVESTMENT FIRM S.A	24/10/2012	
	HELLENIC-AMERICAN SECURITIES S.A.	25/07/2014	
	MERIT SECURITIES S.A	20/03/2017	
	NATIONAL SECURITIES S.A	15/01/2013	
	PIRAEUS SECURITIES S.A.	04/05/2015	
<b>OTE (CR)</b>			<b>Main Market</b>
	ALPHA FINANCE INVESTMENT SERVICES S.A.	08/01/2013	
	EUROBANK EQUITIES INVESTMENT FIRM S.A	24/10/2012	
	HELLENIC-AMERICAN SECURITIES S.A.	25/07/2014	
	LEON DEPOLAS SECURITIES S.A.	01/04/2019	
	MERIT SECURITIES S.A	20/03/2017	
	NATIONAL SECURITIES S.A	01/12/2012	
	PIRAEUS SECURITIES S.A.	08/09/2013	
<b>P.P.A. S.A. (CR)</b>			<b>Main Market</b>
	EUROBANK EQUITIES INVESTMENT FIRM S.A	06/02/2019	
<b>PAPOUTSANIS (CR)</b>			<b>Main Market</b>
	ALPHA FINANCE INVESTMENT SERVICES S.A.	19/11/2018	
	BETA SECURITIES S.A.	25/11/2013	
<b>PETROPOULOS PETROS (CR)</b>			<b>Main Market</b>
	EUROBANK EQUITIES INVESTMENT FIRM S.A	01/04/2019	
<b>PIRAEUS BANK (CR)</b>			<b>Main Market</b>
	ALPHA FINANCE INVESTMENT SERVICES S.A.	15/04/2019	
	EUROBANK EQUITIES INVESTMENT FIRM S.A	23/10/2012	
	EUROXX SECURITIES S.A.	15/02/2016	
	HELLENIC-AMERICAN SECURITIES S.A.	14/01/2019	
	MERIT SECURITIES S.A	16/09/2013	
	NATIONAL SECURITIES S.A	02/06/2013	
	PIRAEUS SECURITIES S.A.	16/02/2013	
<b>PLAISIO COMPUTERS SA (CR)</b>			<b>Main Market</b>
	BETA SECURITIES S.A.	05/05/2014	
	EUROBANK EQUITIES INVESTMENT FIRM S.A	02/03/2015	
<b>PPC (CR)</b>			<b>Main Market</b>
	ALPHA FINANCE INVESTMENT SERVICES S.A.	08/01/2013	
	ALPHA FINANCE INVESTMENT SERVICES S.A.	23/07/2018	
	EUROBANK EQUITIES INVESTMENT FIRM S.A	23/10/2012	
	MERIT SECURITIES S.A	06/11/2017	
	NATIONAL SECURITIES S.A	26/03/2013	
	PIRAEUS SECURITIES S.A.	28/09/2013	
<b>PROFILE SA (CR)</b>			<b>Main Market</b>
	PANTELAKIS SECURITIES S.A.	01/07/2019	
<b>QUALITY &amp; RELIABILITY SA (CR)</b>			<b>Main Market</b>
	BETA SECURITIES S.A.	20/08/2014	
<b>QUEST HOLDINGS (CR)</b>			<b>Main Market</b>
	BETA SECURITIES S.A.	26/03/2018	
	EUROBANK EQUITIES INVESTMENT FIRM S.A	28/01/2019	
<b>SPIROY AGRICULTURE SA (CR)</b>			<b>Main Market</b>
	EUROBANK EQUITIES INVESTMENT FIRM S.A	02/09/2019	
<b>THRACE PLASTICS SA (CR)</b>			<b>Main Market</b>
	ALPHA FINANCE INVESTMENT SERVICES S.A.	26/03/2018	
	EUROBANK EQUITIES INVESTMENT FIRM S.A	26/03/2018	
<b>TITAN CEMENT (CB)</b>			<b>Main Market</b>
	EUROBANK EQUITIES INVESTMENT FIRM S.A	07/11/2019	
<b>VIOHALCO SA/NV (CB)</b>			<b>Main Market</b>
	ALPHA FINANCE INVESTMENT SERVICES S.A.	17/02/2014	
	EUROBANK EQUITIES INVESTMENT FIRM S.A	01/01/2017	
	MERIT SECURITIES S.A	17/03/2014	



Underlying Asset				Derivatives Market													
Price max	Price min	Closing price	change	Delivery Month	Open price	Price max	Price min	Last price	Closing price	Last Bid	Last Ask	Fixing price*	Life high	Life low	Trades	Volume	Open Interest
(Trade Unit: 1 Index Point x 2E, Cash Settlement)																	
<b>FTSE/Athex Large Cap</b>																	
2,245.93	2,178.71	2,242.99	2.93%	November 2019	2,175.25	2,246.00	2,173.00	2,236.00	2,236.00	---	---		2,246.00	---	204	2,766	4,810
				December 2019	2,185.00	2,250.00	2,183.00	2,243.00	2,243.00	---	---		2,250.00	---	528	4,445	6,585
				January 2020	2,196.25	2,228.25	2,196.25	2,228.25	2,228.25	---	---		2,228.25	---	6	73	56
				March 2020	---	---	---	---	2,194.75	---	---		---	---	---	---	---
				June 2020	---	---	---	---	2,205.75	---	---		---	---	---	---	---
				September 2020	---	---	---	---	2,216.75	---	---		---	---	---	---	---

Derivatives notes

Fixing prices and final open positions can be retrieved from the following path <http://www.helex.gr/el/web/guest/statistics-end-of-day-derivatives>

Underlying Asset				Derivatives Market														
Price max	Price min	Closing price	change	Delivery Month	Open price	Price max	Price min	Last price	Closing price	Last Bid	Last Ask	Fixing price*	Life high	Life low	Trades	Volume	Open Interest	
(Contract Size: 100 Securities, Physical Delivery)																		
<b>ADMIE (IPTO) HOLDING S.A. (CR)</b>				December 2019	2.19	2.22	2.16	2.22	2.22	---	---	---	2.23	---	---	41	240	7,428
2.21	2.14	2.19	1.86%	March 2020	---	---	---	---	2.17	---	---	---	---	---	---	---	---	
				June 2020	---	---	---	---	2.18	---	---	---	---	---	---	---	---	
				September 2020	---	---	---	---	2.19	---	---	---	---	---	---	---	---	
(Contract Size: 100 Securities, Physical Delivery)																		
<b>ALPHA BANK (CR)</b>				December 2019	1.81	1.95	1.81	1.93	1.93	---	---	---	1.95	---	---	443	11,197	52,048
1.944	1.799	1.925	6.65%	March 2020	---	---	---	---	1.82	---	---	---	1.65	---	---	---	1	
				June 2020	---	---	---	---	1.83	---	---	---	---	---	---	---	---	
				September 2020	---	---	---	---	1.84	---	---	---	---	---	---	---	---	
(Contract Size: 100 Securities, Physical Delivery)																		
<b>ATTICA BANK S.A. (CR)</b>				December 2019	0.438	0.440	0.433	0.440	0.440	---	---	---	0.468	---	---	6	19	7,284
0.448	0.429	0.448	4.31%	March 2020	---	---	---	---	0.433	---	---	---	---	---	---	---	---	
				June 2020	---	---	---	---	0.435	---	---	---	---	---	---	---	---	
				September 2020	---	---	---	---	0.437	---	---	---	---	---	---	---	---	
(Contract Size: 100 Securities, Physical Delivery)																		
<b>CC HBC AG (CR)</b>				December 2019	29.03	30.45	29.03	30.40	30.40	---	---	---	---	31.38	---	109	186	575
30.45	29	30.28	4.67%	March 2020	---	---	---	---	29.14	---	---	---	---	---	---	---	---	
				June 2020	---	---	---	---	29.28	---	---	---	---	---	---	---	---	
				September 2020	---	---	---	---	29.43	---	---	---	---	---	---	---	---	
(Contract Size: 100 Securities, Physical Delivery)																		
<b>CENERGY HOLDINGS (CB)</b>				December 2019	1.33	1.36	1.33	1.36	1.36	---	---	---	1.46	---	---	20	107	7,625
1.356	1.3	1.352	2.89%	March 2020	---	---	---	---	1.32	---	---	---	---	---	---	---	---	
				June 2020	---	---	---	---	1.33	---	---	---	---	---	---	---	---	
				September 2020	---	---	---	---	1.34	---	---	---	---	---	---	---	---	
(Contract Size: 100 Securities, Physical Delivery)																		
<b>ELLAKTOR (CR)</b>				December 2019	1.72	1.79	1.69	1.76	1.76	---	---	---	2.27	---	---	452	5,703	14,839
1.788	1.676	1.756	4.77%	March 2020	---	---	---	---	1.69	---	---	---	---	---	---	---	---	
				June 2020	---	---	---	---	1.70	---	---	---	---	---	---	---	---	
				September 2020	---	---	---	---	1.70	---	---	---	---	---	---	---	---	
(Contract Size: 100 Securities, Physical Delivery)																		
<b>EUROBANK ERGASIAS (CR)</b>				December 2019	0.911	0.970	0.910	0.960	0.960	---	---	---	0.970	---	---	330	6,171	35,063
0.965	0.905	0.964	5.99%	March 2020	---	---	---	---	0.916	---	---	---	---	---	---	---	---	
				June 2020	---	---	---	---	0.921	---	---	---	---	---	---	---	---	
				September 2020	---	---	---	---	0.925	---	---	---	---	---	---	---	---	

Derivatives notes

Fixing prices and final open positions can be retrieved from the following path <http://www.helex.gr/el/web/guest/statistics-end-of-day-derivatives>

Underlying Asset				Derivatives Market													
Price max	Price min	Closing price	change	Delivery Month	Open price	Price max	Price min	Last price	Closing price	Last Bid	Last Ask	Fixing price*	Life high	Life low	Trades	Volume	Open Interest
<b>EYDAP S.A. (CR)</b>				(Contract Size: 100 Securities, Physical Delivery)													
7.66	7.55	7.58	0.40%	December 2019	---	---	---	---	7.57	---	---	---	8.18	---	---	---	309
				March 2020	---	---	---	---	7.60	---	---	---	---	---	---	---	---
				June 2020	---	---	---	---	7.64	---	---	---	---	---	---	---	---
				September 2020	---	---	---	---	7.68	---	---	---	---	---	---	---	---
<b>FOURLIS (CR)</b>				(Contract Size: 100 Securities, Physical Delivery)													
5.51	5.42	5.49	0.55%	December 2019	5.49	5.52	5.49	5.52	5.52	---	---	---	5.60	---	4	4	203
				March 2020	---	---	---	---	5.50	---	---	---	---	---	---	---	---
				June 2020	---	---	---	---	5.53	---	---	---	---	---	---	---	---
				September 2020	---	---	---	---	5.55	---	---	---	---	---	---	---	---
<b>GEK TERNA (CR)</b>				(Contract Size: 100 Securities, Physical Delivery)													
6.82	6.7	6.8	0.89%	December 2019	6.78	6.85	6.78	6.85	6.85	---	---	---	6.95	---	30	166	10,232
				March 2020	---	---	---	---	6.79	---	---	---	---	---	---	---	---
				June 2020	---	---	---	---	6.82	---	---	---	---	---	---	---	---
				September 2020	---	---	---	---	6.86	---	---	---	---	---	---	---	---
<b>HELLENIC EXCHANGES-A.S.E. (CR)</b>				(Contract Size: 102 Securities, Physical Delivery)													
4.525	4.38	4.5	2.27%	December 2019	4.44	4.53	4.42	4.53	4.53	---	---	---	4.90	---	38	76	2,550
				March 2020	---	---	---	---	4.43	---	---	---	---	---	---	---	---
				June 2020	---	---	---	---	4.45	---	---	---	---	---	---	---	---
				September 2020	---	---	---	---	4.48	---	---	---	---	---	---	---	---
<b>HELLENIC PETROLEUM (CR)</b>				(Contract Size: 100 Securities, Physical Delivery)													
8.7	8.52	8.66	1.05%	December 2019	8.62	8.70	8.60	8.69	8.69	---	---	---	9.40	---	26	74	2,207
				March 2020	---	---	---	---	8.63	---	---	---	---	---	---	---	---
				June 2020	---	---	---	---	8.67	---	---	---	---	---	---	---	---
				September 2020	---	---	---	---	8.72	---	---	---	---	---	---	---	---
<b>INTRACOM HOLDINGS (CR)</b>				(Contract Size: 100 Securities, Physical Delivery)													
0.917	0.87	0.915	4.45%	December 2019	0.888	0.925	0.885	0.924	0.924	---	---	---	1.08	---	13	57	3,759
				March 2020	---	---	---	---	0.882	---	---	---	1.01	---	---	---	---
				June 2020	---	---	---	---	0.887	---	---	---	---	---	---	---	---
				September 2020	---	---	---	---	0.891	---	---	---	---	---	---	---	---
<b>INTRALOT (CR)</b>				(Contract Size: 100 Securities, Physical Delivery)													
0.409	0.3935	0.409	4.20%	December 2019	0.402	0.418	0.402	0.418	0.418	---	---	---	0.522	---	23	99	5,812
				March 2020	---	---	---	---	0.395	---	---	---	---	---	---	---	---
				June 2020	---	---	---	---	0.397	---	---	---	---	---	---	---	---
				September 2020	---	---	---	---	0.399	---	---	---	---	---	---	---	---

Derivatives notes

Fixing prices and final open positions can be retrieved from the following path <http://www.helex.gr/el/web/guest/statistics-end-of-day-derivatives>

Underlying Asset				Derivatives Market													
Price max	Price min	Closing price	change	Delivery Month	Open price	Price max	Price min	Last price	Closing price	Last Bid	Last Ask	Fixing price*	Life high	Life low	Trades	Volume	Open Interest
<b>JUMBO SA (CR)</b>				(Contract Size: 100 Securities, Physical Delivery)													
18.36	18.17	18.35	0.11%	December 2019	18.35	18.37	18.15	18.30	18.30	---	---	---	18.39	---	36	62	498
				March 2020	---	---	---	---	18.46	---	---	---	---	---	---	---	---
				June 2020	---	---	---	---	18.55	---	---	---	---	---	---	---	---
				September 2020	---	---	---	---	18.65	---	---	---	---	---	---	---	---
<b>LAMDA DEVELOPMENT SA (CR)</b>				(Contract Size: 100 Securities, Physical Delivery)													
7.79	7.58	7.64	1.19%	December 2019	7.58	7.80	7.58	7.70	7.70	---	---	---	8.96	---	85	240	2,085
				March 2020	---	---	---	---	7.60	---	---	---	---	---	---	---	---
				June 2020	---	---	---	---	7.64	---	---	---	---	---	---	---	---
				September 2020	---	---	---	---	7.68	---	---	---	---	---	---	---	---
<b>MARFIN INVESTMENT GROUP (CR)</b>				(Contract Size: 100 Securities, Physical Delivery)													
0.0967	0.091	0.0964	6.17%	December 2019	0.094	0.099	0.093	0.098	0.098	---	---	---	0.160	---	112	2,093	76,713
				March 2020	---	---	---	---	0.091	---	---	---	0.110	---	---	---	500
				June 2020	---	---	---	---	0.092	---	---	---	---	---	---	---	---
				September 2020	---	---	---	---	0.092	---	---	---	---	---	---	---	---
<b>MOTOR OIL (CR)</b>				(Contract Size: 100 Securities, Physical Delivery)													
21.88	21.58	21.66	0.09%	December 2019	21.50	21.59	21.40	21.44	21.44	---	---	---	22.30	---	16	42	543
				March 2020	---	---	---	---	21.79	---	---	---	---	---	---	---	---
				June 2020	---	---	---	---	21.90	---	---	---	---	---	---	---	---
				September 2020	---	---	---	---	22.01	---	---	---	---	---	---	---	---
<b>MYTILINEOS (CR)</b>				(Contract Size: 100 Securities, Physical Delivery)													
9.95	9.79	9.885	0.36%	December 2019	9.84	9.98	9.84	9.94	9.94	---	---	---	10.34	---	136	428	12,376
				March 2020	---	---	---	---	9.92	---	---	---	---	---	---	---	---
				June 2020	---	---	---	---	9.97	---	---	---	---	---	---	---	---
				September 2020	---	---	---	---	10.02	---	---	---	---	---	---	---	---
<b>NATIONAL BANK (CR)</b>				(Contract Size: 100 Securities, Physical Delivery)													
3.06	2.842	3.06	6.66%	December 2019	2.87	3.08	2.85	3.06	3.06	---	---	---	3.08	---	692	15,013	39,046
				March 2020	---	---	---	---	2.89	---	---	---	---	---	---	---	---
				June 2020	---	---	---	---	2.90	---	---	---	---	---	---	---	---
				September 2020	---	---	---	---	2.92	---	---	---	---	---	---	---	---
<b>OPAP (CR)</b>				(Contract Size: 100 Securities, Physical Delivery)													
9.66	9.53	9.63	0.68%	December 2019	9.57	9.69	9.56	9.64	9.64	---	---	---	10.04	---	62	246	5,456
				March 2020	---	---	---	---	9.63	---	---	---	---	---	---	---	---
				June 2020	---	---	---	---	9.68	---	---	---	---	---	---	---	---
				September 2020	---	---	---	---	9.73	---	---	---	---	---	---	---	---

Derivatives notes

Fixing prices and final open positions can be retrieved from the following path <http://www.helex.gr/el/web/guest/statistics-end-of-day-derivatives>

Underlying Asset				Derivatives Market													
Price max	Price min	Closing price	change	Delivery Month	Open price	Price max	Price min	Last price	Closing price	Last Bid	Last Ask	Fixing price*	Life high	Life low	Trades	Volume	Open Interest
<b>O.T.E. (CR)</b> (Contract Size: 100 Securities, Physical Delivery)																	
13.52	13.38	13.45	0.07%	December 2019	13.40	13.50	13.40	13.44	13.44	---	---	---	13.69	---	30	104	2,142
---	---	---	---	March 2020	---	---	---	---	13.54	---	---	---	---	---	---	---	---
---	---	---	---	June 2020	---	---	---	---	13.60	---	---	---	---	---	---	---	---
---	---	---	---	September 2020	---	---	---	---	13.67	---	---	---	---	---	---	---	---
<b>P.P.A. S.A. (CR)</b> (Contract Size: 100 Securities, Physical Delivery)																	
23.45	23.05	23.05	-1.07%	December 2019	23.35	23.40	23.35	23.40	23.40	---	---	---	24.17	---	4	5	725
---	---	---	---	March 2020	---	---	---	---	23.47	---	---	---	---	---	---	---	---
---	---	---	---	June 2020	---	---	---	---	23.58	---	---	---	---	---	---	---	---
---	---	---	---	September 2020	---	---	---	---	23.70	---	---	---	---	---	---	---	---
<b>PIRAEUS BANK (CR)</b> (Contract Size: 100 Securities, Physical Delivery)																	
3.064	2.934	3.042	3.33%	December 2019	2.94	3.08	2.94	3.05	3.05	---	---	---	3.20	---	355	3,675	28,047
---	---	---	---	March 2020	---	---	---	---	2.96	---	---	---	---	---	---	---	---
---	---	---	---	June 2020	---	---	---	---	2.98	---	---	---	---	---	---	---	---
---	---	---	---	September 2020	---	---	---	---	2.99	---	---	---	---	---	---	---	---
<b>PPC (CR)</b> (Contract Size: 100 Securities, Physical Delivery)																	
3.19	3.12	3.174	1.93%	December 2019	3.12	3.20	3.12	3.19	3.19	---	---	---	3.28	---	122	756	15,030
---	---	---	---	March 2020	---	---	---	---	3.14	---	---	---	---	---	---	---	---
---	---	---	---	June 2020	---	---	---	---	3.15	---	---	---	---	---	---	---	---
---	---	---	---	September 2020	---	---	---	---	3.17	---	---	---	---	---	---	---	---
<b>TERNA ENERGY (CR)</b> (Contract Size: 100 Securities, Physical Delivery)																	
7.38	7.22	7.31	1.39%	December 2019	7.30	7.40	7.30	7.32	7.32	---	---	---	8.17	---	43	139	4,733
---	---	---	---	March 2020	---	---	---	---	7.26	---	---	---	---	---	---	---	---
---	---	---	---	June 2020	---	---	---	---	7.30	---	---	---	---	---	---	---	---
---	---	---	---	September 2020	---	---	---	---	7.33	---	---	---	---	---	---	---	---
<b>TITAN CEMENT (CB)</b> (Contract Size: 100 Securities, Physical Delivery)																	
18.52	18.2	18.3	-0.22%	December 2019	18.30	18.50	18.30	18.33	18.33	---	---	---	19.04	---	6	9	67
---	---	---	---	March 2020	---	---	---	---	18.47	---	---	---	---	---	---	---	---
---	---	---	---	June 2020	---	---	---	---	18.56	---	---	---	---	---	---	---	---
---	---	---	---	September 2020	---	---	---	---	18.66	---	---	---	---	---	---	---	---
<b>VIOHALCO SA/NV (CB)</b> (Contract Size: 100 Securities, Physical Delivery)																	
3.7	3.57	3.7	3.64%	December 2019	3.62	3.73	3.62	3.73	3.73	---	---	---	4.23	---	85	266	6,116
---	---	---	---	March 2020	---	---	---	---	3.60	---	---	---	---	---	---	---	---
---	---	---	---	June 2020	---	---	---	---	3.61	---	---	---	---	---	---	---	---
---	---	---	---	September 2020	---	---	---	---	3.63	---	---	---	---	---	---	---	---

Derivatives notes

Fixing prices and final open positions can be retrieved from the following path <http://www.helex.gr/el/web/guest/statistics-end-of-day-derivatives>

FTSE/Athex Large Cap

(Trade Unit: 1 Index Point x 2€ - Exercise Style: European, Cash Settlement)

Exercise Price	Call Options														Put Options														Exercise Price								
	November 2019							December 2019							Other Months		November 2019							December 2019							Other Months						
	Open price	Price max	Price min	Last price	Closing price	Volume	Open Interest	Open price	Price max	Price min	Last price	Closing price	Volume	Open Interest	Volume	Open Interest	Open price	Price max	Price min	Last price	Closing price	Volume	Open Interest	Open price	Price max	Price min	Last price	Closing price		Volume	Open Interest	Volume	Open Interest				
1,450	-	-	-	-	-	-	-	0.00	0.00	0.00	-	724.00	-	-	-	-	-	-	-	-	-	-	-	0.00	0.00	0.00	-	0.01	-	-	-	-	1,450				
1,475	-	-	-	-	-	-	-	0.00	0.00	0.00	-	699.00	-	-	-	-	-	-	-	-	-	-	-	0.00	0.00	0.00	-	0.01	-	-	-	-	1,475				
1,500	-	-	-	-	-	-	-	0.00	0.00	0.00	-	674.00	-	-	-	-	-	-	-	-	-	-	-	0.00	0.00	0.00	-	0.01	-	-	-	-	1,500				
1,525	-	-	-	-	-	-	-	0.00	0.00	0.00	-	649.00	-	-	-	-	-	-	-	-	-	-	-	0.00	0.00	0.00	-	0.01	-	-	-	-	1,525				
1,550	-	-	-	-	-	-	-	0.00	0.00	0.00	-	624.00	-	-	-	-	-	-	-	-	-	-	-	0.00	0.00	0.00	-	0.01	-	-	-	-	1,550				
1,575	-	-	-	-	-	-	-	0.00	0.00	0.00	-	599.00	-	-	-	-	-	-	-	-	-	-	-	0.00	0.00	0.00	-	0.01	-	-	-	-	1,575				
1,600	-	-	-	-	-	-	-	0.00	0.00	0.00	-	574.00	-	-	-	-	-	-	-	-	-	-	-	0.00	0.00	0.00	-	0.01	-	-	-	-	1,600				
1,625	-	-	-	-	-	-	-	0.00	0.00	0.00	-	549.00	-	-	-	-	-	-	-	-	-	-	-	0.00	0.00	0.00	-	0.01	-	-	-	-	1,625				
1,650	-	-	-	-	-	-	-	0.00	0.00	0.00	-	524.00	-	-	-	-	-	-	-	-	-	-	-	0.00	0.00	0.00	-	0.01	-	-	-	-	1,650				
1,675	-	-	-	-	-	-	-	0.00	0.00	0.00	-	499.00	-	-	-	-	-	-	-	-	-	-	-	0.00	0.00	0.00	-	0.01	-	-	-	-	1,675				
1,700	-	-	-	-	-	-	-	0.00	0.00	0.00	-	475.00	-	-	-	-	-	-	-	-	-	-	-	0.00	0.00	0.00	-	0.01	-	-	-	-	1,700				
1,725	-	-	-	-	-	-	-	0.00	0.00	0.00	-	450.00	-	-	-	-	-	-	-	-	-	-	-	0.00	0.00	0.00	-	0.01	-	-	-	-	1,725				
1,750	-	-	-	-	-	-	-	0.00	0.00	0.00	-	425.00	-	-	-	-	-	-	-	-	-	-	-	0.00	0.00	0.00	-	0.01	-	-	-	-	1,750				
1,775	-	-	-	-	-	-	-	0.00	0.00	0.00	-	400.00	-	-	-	-	-	-	-	-	-	-	-	0.00	0.00	0.00	-	0.03	-	-	-	-	1,775				
1,800	-	-	-	-	-	-	-	0.00	0.00	0.00	-	375.00	-	-	-	-	-	-	-	-	-	-	-	0.00	0.00	0.00	-	0.06	-	-	-	-	1,800				
1,825	0.00	0.00	0.00	-	349.00	-	-	0.00	0.00	0.00	-	350.00	-	-	-	-	-	-	-	-	-	-	-	0.00	0.00	0.00	-	0.13	-	-	-	-	1,825				
1,850	0.00	0.00	0.00	-	324.00	-	-	0.00	0.00	0.00	-	325.00	-	-	-	-	-	-	-	-	-	-	-	0.00	0.00	0.00	-	0.25	-	-	-	-	1,850				
1,875	0.00	0.00	0.00	-	299.00	-	-	0.00	0.00	0.00	-	300.00	-	-	-	-	-	-	-	-	-	-	-	0.00	0.00	0.00	-	0.48	-	-	-	-	1,875				
1,900	0.00	0.00	0.00	-	274.00	-	-	0.00	0.00	0.00	-	276.00	-	-	-	-	-	-	-	-	-	-	-	0.00	0.00	0.00	-	0.86	-	-	-	-	1,900				
1,925	0.00	0.00	0.00	-	249.00	-	-	0.00	0.00	0.00	-	251.00	-	-	-	-	-	-	-	-	-	-	-	0.00	0.00	0.00	-	1.50	-	-	-	-	1,925				
1,950	0.00	0.00	0.00	-	224.00	-	-	0.00	0.00	0.00	-	228.00	-	-	-	-	-	-	-	-	-	-	-	0.00	0.00	0.00	-	2.50	-	-	-	-	1,950				
1,975	0.00	0.00	0.00	-	199.00	-	20	0.00	0.00	0.00	-	204.00	-	-	-	-	-	-	-	-	-	-	-	0.00	0.00	0.00	-	4.00	-	-	-	-	1,975				
2,000	0.00	0.00	0.00	-	174.00	-	20	0.00	0.00	0.00	-	181.00	-	-	-	-	-	-	-	-	-	-	-	0.00	0.00	0.00	-	6.10	-	-	-	-	2,000				
2,050	166.00	170.00	166.00	170.00	170.00	3	70	0.00	0.00	0.00	-	138.00	-	-	-	-	-	-	-	-	-	-	0.00	170.00	0.00	-	0.01	-	103	0.00	0.00	0.00	-	13.25	-	165	2,050
2,100	90.00	129.00	90.00	129.00	129.00	21	84	0.00	0.00	0.00	-	101.00	-	63	-	-	-	-	-	-	-	-	0.00	129.00	0.00	-	0.12	-	103	0.00	0.00	0.00	-	25.25	-	124	2,100
2,150	39.00	77.00	39.00	77.00	77.00	6	185	0.00	0.00	0.00	-	69.50	-	2	-	-	-	-	-	-	-	-	0.00	77.00	0.00	-	4.30	-	89	34.00	34.00	23.00	23.00	23.00	13	33	2,150
2,200	11.00	47.00	11.00	47.00	47.00	12	151	67.00	75.00	60.00	75.00	75.00	52	27	-	-	-	-	-	-	-	-	18.00	47.00	5.00	5.00	5.00	7	126	37.50	37.50	37.50	37.50	37.50	20	120	2,200
2,250	2.50	7.00	2.50	7.00	7.00	27	155	38.00	53.50	38.00	51.00	51.00	34	32	-	-	-	-	-	-	-	-	23.00	7.00	23.00	23.00	23.00	1	20	70.00	70.00	58.00	58.00	58.00	3	26	2,250
2,300	0.00	0.00	0.00	-	0.12	-	-	26.00	33.00	26.00	33.00	33.00	101	-	-	-	-	-	-	-	-	-	0.00	0.00	0.00	-	126.00	-	-	0.00	0.00	0.00	-	140.00	-	-	2,300
2,350	0.00	0.00	0.00	-	0.01	-	-	0.00	0.00	0.00	-	8.30	-	-	-	-	-	-	-	-	-	-	0.00	0.00	0.00	-	176.00	-	-	0.00	0.00	0.00	-	182.00	-	-	2,350
2,400	0.00	0.00	0.00	-	0.01	-	-	0.00	0.00	0.00	-	4.10	-	-	-	-	-	-	-	-	-	-	0.00	0.00	0.00	-	226.00	-	-	0.00	0.00	0.00	-	228.00	-	-	2,400
2,450	0.00	0.00	0.00	-	0.01	-	-	0.00	0.00	0.00	-	1.90	-	-	-	-	-	-	-	-	-	-	0.00	0.00	0.00	-	276.00	-	-	0.00	0.00	0.00	-	276.00	-	-	2,450
2,500	-	-	-	-	-	-	-	0.00	0.00	0.00	-	0.85	-	-	-	-	-	-	-	-	-	-	-	0.00	0.00	0.00	-	325.00	-	-	0.00	0.00	0.00	-	-	-	2,500
Totals:						69	685					187	124	0	0							8	545							36	468	0	0				
Number of Trades:						24						15		0									5							8			0				

ALPHA BANK (CR)

(Contract Size: 100 Securities, Exercise Style: American, Physical Delivery)

Call Options																Put Options																	
Exercise Price	November 2019							December 2019							Other Months		November 2019						December 2019						Other Months		Exercise Price		
	Open price	Price max	Price min	Last price	Closing price	Volume	Open Interest	Open price	Price max	Price min	Last price	Closing price	Volume	Open Interest	Volume	Open Interest	Open price	Price max	Price min	Last price	Closing price	Volume	Open Interest	Open price	Price max	Price min	Last price	Closing price	Volume	Open Interest		Volume	Open Interest
0.600						-	-	0.000	0.000	0.000		1.21	-	-									0.000	0.000	0.000		0.001	-	-			0.006	
0.650						-	-	0.000	0.000	0.000		1.16	-	-									0.000	0.000	0.000		0.001	-	-			0.007	
0.700						-	-	0.000	0.000	0.000		1.11	-	-									0.000	0.000	0.000		0.001	-	-			0.007	
0.750						-	-	0.000	0.000	0.000		1.06	-	-									0.000	0.000	0.000		0.001	-	-			0.008	
0.800						-	-	0.000	0.000	0.000		1.01	-	-									0.000	0.000	0.000		0.001	-	-			0.008	
0.850						-	-	0.000	0.000	0.000		0.962	-	-									0.000	0.000	0.000		0.002	-	-			0.009	
0.900	0.000	0.000	0.000		0.910	-	-	0.000	0.000	0.000		0.912	-	-			0.000	0.000	0.000		0.001	-	-	0.000	0.000	0.000		0.003	-	-			0.009
0.950	0.000	0.000	0.000		0.860	-	-	0.000	0.000	0.000		0.862	-	-			0.000	0.000	0.000		0.001	-	-	0.000	0.000	0.000		0.001	-	-			0.010
1.000	0.000	0.000	0.000		0.810	-	-	0.000	0.000	0.000		0.812	-	-			0.000	0.000	0.000		0.002	-	-	0.000	0.000	0.000		0.001	-	-			0.010
1.100	0.000	0.000	0.000		0.710	-	-	0.000	0.000	0.000		0.712	-	-			0.000	0.000	0.000		0.001	-	-	0.000	0.000	0.000		0.001	-	-			0.011
1.200	0.000	0.000	0.000		0.610	-	-	0.000	0.000	0.000		0.613	-	-			0.000	0.000	0.000		0.001	-	-	0.000	0.000	0.000		0.001	-	-			0.012
1.300	0.000	0.000	0.000		0.510	-	-	0.000	0.000	0.000		0.514	-	-			0.000	0.000	0.000		0.001	-	-	0.000	0.000	0.000		0.002	-	-			0.013
1.400	0.000	0.000	0.000		0.410	-	-	0.000	0.000	0.000		0.419	-	-			0.000	0.000	0.000		0.001	-	-	0.000	0.000	0.000		0.006	-	-			0.014
1.500	0.000	0.000	0.000		0.310	-	-	0.000	0.000	0.000		0.329	-	-			0.000	0.000	0.000		0.001	-	-	0.000	0.000	0.000		0.016	-	-			0.015
1.600	0.000	0.000	0.000		0.210	-	-	0.000	0.000	0.000		0.248	-	-			0.000	0.000	0.000		0.001	-	-	0.000	0.000	0.000		0.035	-	-			0.016
1.700	0.125	0.160	0.125	0.155	0.155	75	135	0.000	0.000	0.000		0.180	-	-			0.000	0.000	0.000		0.003	-	-	0.000	0.000	0.000		0.066	-	-			0.017
1.800	0.000	0.000	0.000		0.037	-	-	0.165	0.165	0.165	0.165	0.165	10	25			0.000	0.000	0.000		0.027	-	-	0.000	0.000	0.000		0.110	-	-			0.018
1.900	0.000	0.000	0.000		0.006	-	-	0.000	0.000	0.000		0.082	-	3			0.000	0.000	0.000		0.095	-	-	0.000	0.000	0.000		0.168	-	-			0.019
2.000	0.000	0.000	0.000		0.001	-	-	0.000	0.000	0.000		0.052	-	-			0.000	0.000	0.000		0.190	-	-	0.000	0.000	0.000		0.238	-	-			0.020
2.200	0.000	0.000	0.000		0.001	-	-	0.000	0.000	0.000		0.019	-	-			0.000	0.000	0.000		0.390	-	-	0.000	0.000	0.000		0.405	-	-			0.022
2.400	0.000	0.000	0.000		0.001	-	-	0.000	0.000	0.000		0.006	-	-			0.000	0.000	0.000		0.590	-	-	0.000	0.000	0.000		0.593	-	-			0.024
2.600	0.000	0.000	0.000		0.001	-	-	0.000	0.000	0.000		0.002	-	-			0.000	0.000	0.000		0.790	-	-	0.000	0.000	0.000		0.790	-	-			0.026
2.800	0.000	0.000	0.000		0.001	-	-	0.000	0.000	0.000		0.001	-	-			0.000	0.000	0.000		0.990	-	-	0.000	0.000	0.000		0.990	-	-			0.028
Totals:						75	135						10	28	0	0					75	0					0	0	0	0			
Number of Trades:						4							1		0						0.00						0		0				

NATIONAL BANK (CR)

(Contract Size: 100 Securities, Exercise Style: American, Physical Delivery)

Call Options																	Put Options																		
Exercise Price	November 2019							December 2019							Other Months			November 2019							December 2019							Other Months			Exercise Price
	Open price	Price max	Price min	Last price	Closing price	Volume	Open Interest	Open price	Price max	Price min	Last price	Closing price	Volume	Open Interest	Volume	Open Interest	Open price	Price max	Price min	Last price	Closing price	Volume	Open Interest	Open price	Price max	Price min	Last price	Closing price	Volume	Open Interest	Volume	Open Interest			
0.650						-	-	0.000	0.000	0.000		2.22	-	-									0.000	0.000	0.000		0.002	-	-			0.007			
0.700						-	-	0.000	0.000	0.000		2.17	-	-										0.000	0.000	0.000		0.001	-	-			0.007		
0.750						-	-	0.000	0.000	0.000		2.12	-	-										0.000	0.000	0.000		0.001	-	-			0.008		
0.800						-	-	0.000	0.000	0.000		2.07	-	-										0.000	0.000	0.000		0.001	-	-			0.008		
0.850						-	-	0.000	0.000	0.000		2.02	-	-										0.000	0.000	0.000		0.001	-	-			0.009		
0.900						-	-	0.000	0.000	0.000		1.97	-	-										0.000	0.000	0.000		0.001	-	-			0.009		
0.950						-	-	0.000	0.000	0.000		1.92	-	-										0.000	0.000	0.000		0.001	-	-			0.010		
1.000						-	-	0.000	0.000	0.000		1.87	-	-										0.000	0.000	0.000		0.001	-	-			0.010		
1.100						-	-	0.000	0.000	0.000		1.77	-	-										0.000	0.000	0.000		0.001	-	-			0.011		
1.200						-	-	0.000	0.000	0.000		1.67	-	-										0.000	0.000	0.000		0.001	-	-			0.012		
1.300						-	-	0.000	0.000	0.000		1.57	-	-										0.000	0.000	0.000		0.002	-	-			0.013		
1.400						-	-	0.000	0.000	0.000		1.47	-	-										0.000	0.000	0.000		0.001	-	-			0.014		
1.500	0.000	0.000	0.000		1.37	-	-	0.000	0.000	0.000		1.37	-	-			0.000	0.000	0.000		0.002	-	-	0.000	0.000	0.000		0.001	-	-			0.015		
1.600	0.000	0.000	0.000		1.27	-	-	0.000	0.000	0.000		1.27	-	-			0.000	0.000	0.000		0.001	-	-	0.000	0.000	0.000		0.001	-	-			0.016		
1.700	0.000	0.000	0.000		1.17	-	-	0.000	0.000	0.000		1.17	-	-			0.000	0.000	0.000		0.001	-	-	0.000	0.000	0.000		0.001	-	-			0.017		
1.800	0.000	0.000	0.000		1.07	-	-	0.000	0.000	0.000		1.07	-	-			0.000	0.000	0.000		0.001	-	-	0.000	0.000	0.000		0.001	-	-			0.018		
1.900	0.000	0.000	0.000		0.970	-	-	0.000	0.000	0.000		0.974	-	-			0.000	0.000	0.000		0.001	-	-	0.000	0.000	0.000		0.001	-	-			0.019		
2.000	0.000	0.000	0.000		0.870	-	-	0.000	0.000	0.000		0.875	-	-			0.000	0.000	0.000		0.001	-	-	0.000	0.000	0.000		0.001	-	-			0.020		
2.200	0.000	0.000	0.000		0.670	-	-	0.000	0.000	0.000		0.681	-	-			0.000	0.000	0.000		0.001	-	-	0.000	0.000	0.000		0.007	-	-			0.022		
2.400	0.000	0.000	0.000		0.470	-	-	0.000	0.000	0.000		0.500	-	-			0.000	0.000	0.000		0.001	-	12	0.000	0.000	0.000		0.025	-	-			0.024		
2.600	0.000	0.000	0.000		0.270	-	30	0.000	0.000	0.000		0.343	-	10			0.000	0.000	0.000		0.001	-	-	0.000	0.000	0.000		0.068	-	-			0.026		
2.800	0.190	0.190	0.190	0.190	0.190	20	25	0.000	0.000	0.000		0.219	-	5			0.000	0.000	0.000		0.016	-	-	0.000	0.000	0.000		0.143	-	-			0.028		
3.000	0.000	0.000	0.000		0.006	-	-	0.000	0.000	0.000		0.128	-	-			0.000	0.000	0.000		0.136	-	-	0.000	0.000	0.000		0.252	-	-			0.030		
3.200	0.000	0.000	0.000		0.002	-	-	0.000	0.000	0.000		0.071	-	-			0.000	0.000	0.000		0.330	-	-	0.000	0.000	0.000		0.396	-	-			0.032		
3.400	0.000	0.000	0.000		0.001	-	-	0.000	0.000	0.000		0.036	-	-			0.000	0.000	0.000		0.530	-	-	0.000	0.000	0.000		0.561	-	-			0.034		
3.600	0.000	0.000	0.000		0.001	-	-	0.000	0.000	0.000		0.017	-	-			0.000	0.000	0.000		0.730	-	-	0.000	0.000	0.000		0.742	-	-			0.036		
3.800	0.000	0.000	0.000		0.001	-	-	0.000	0.000	0.000		0.008	-	-			0.000	0.000	0.000		0.930	-	-	0.000	0.000	0.000		0.934	-	-			0.038		
4.000	0.000	0.000	0.000		0.001	-	-	0.000	0.000	0.000		0.003	-	-			0.000	0.000	0.000		1.13	-	-	0.000	0.000	0.000		1.13	-	-			0.040		
Totals:						20	55						0	15	0	60						20	12				0	550	0	0					
Number of Trades:						1							0		0							0.00					0			0					



OPAP (CR)

(Contract Size: 100 Securities, Exercise Style: American, Physical Delivery)

Exercise Price	Call Options														Exercise Price																					
	November 2019							December 2019								Other Months		Put Options																		
	Open price	Price max	Price min	Last price	Closing price	Volume	Open Interest	Open price	Price max	Price min	Last price	Closing price	Volume	Open Interest		Volume	Open Interest	Open price	Price max	Price min	Last price	Closing price	Volume	Open Interest	Volume	Open Interest										
5.600						-	-	0.000	0.000	0.000		3.98	-	-								-	-	0.000	0.000	0.000	0.008	-	-							0.056
6.000						-	-	0.000	0.000	0.000		3.58	-	-								-	-	0.000	0.000	0.000	0.002	-	-							0.060
6.400						-	-	0.000	0.000	0.000		3.18	-	-								-	-	0.000	0.000	0.000	0.001	-	-							0.064
6.800						-	-	0.000	0.000	0.000		2.78	-	-								-	-	0.000	0.000	0.000	0.001	-	-							0.068
7.200	0.000	0.000	0.000		2.37	-	-	0.000	0.000	0.000		2.38	-	-			0.000	0.000	0.000		0.001	-	-	0.000	0.000	0.000	0.001	-	-							0.072
7.600	0.000	0.000	0.000		1.97	-	-	0.000	0.000	0.000		1.99	-	-			0.000	0.000	0.000		0.001	-	-	0.000	0.000	0.000	0.001	-	-							0.076
8.000	0.000	0.000	0.000		1.57	-	-	0.000	0.000	0.000		1.59	-	-			0.000	0.000	0.000		0.001	-	-	0.000	0.000	0.000	0.001	-	-							0.080
8.400	0.000	0.000	0.000		1.17	-	-	0.000	0.000	0.000		1.19	-	-			0.000	0.000	0.000		0.001	-	-	0.000	0.000	0.000	0.005	-	-							0.084
8.800	0.000	0.000	0.000		0.771	-	-	0.000	0.000	0.000		0.817	-	-			0.000	0.000	0.000		0.001	-	-	0.000	0.000	0.000	0.029	-	-							0.088
9.200	0.000	0.000	0.000		0.373	-	-	0.000	0.000	0.000		0.490	-	-			0.000	0.000	0.000		0.001	-	-	0.000	0.000	0.000	0.102	-	-							0.092
9.600	0.000	0.000	0.000		0.063	-	-	0.000	0.000	0.000		0.250	-	5			0.000	0.000	0.000		0.092	-	-	0.000	0.000	0.000	0.262	-	-							0.096
10.000	0.000	0.000	0.000		0.001	-	-	0.000	0.000	0.000		0.106	-	1			0.000	0.000	0.000		0.430	-	-	0.000	0.000	0.000	0.519	-	-							0.100
11.000	0.000	0.000	0.000		0.002	-	-	0.000	0.000	0.000		0.005	-	-			0.000	0.000	0.000		1.43	-	-	0.000	0.000	0.000	1.43	-	-							0.110
12.000	0.000	0.000	0.000		0.001	-	-	0.000	0.000	0.000		0.002	-	-			0.000	0.000	0.000		2.43	-	-	0.000	0.000	0.000	2.43	-	-							0.120
13.000	0.000	0.000	0.000		0.001	-	-	0.000	0.000	0.000		0.001	-	-			0.000	0.000	0.000		3.43	-	-	0.000	0.000	0.000	3.43	-	-							0.130
14.000	0.000	0.000	0.000		0.001	-	-	0.000	0.000	0.000		0.001	-	-			0.000	0.000	0.000		4.43	-	-	0.000	0.000	0.000	4.43	-	-							0.140
15.000	0.000	0.000	0.000		0.001	-	-	0.000	0.000	0.000		0.001	-	-			0.000	0.000	0.000		5.43	-	-	0.000	0.000	0.000	5.43	-	-							0.150
Totals:						0	0						0	6	0	0						0	0					0	10	0	0					
Number of Trades:						0							0		0							0.00						0								0

OTE (CR)

(Contract Size: 100 Securities, Exercise Style: American, Physical Delivery)

Exercise Price	Call Options														Put Options																																															
	November 2019							December 2019							Other Months		November 2019							December 2019							Other Months		Exercise Price																													
	Open price	Price max	Price min	Last price	Closing price	Volume	Open Interest	Open price	Price max	Price min	Last price	Closing price	Volume	Open Interest	Volume	Open Interest	Open price	Price max	Price min	Last price	Closing price	Volume	Open Interest	Open price	Price max	Price min	Last price	Closing price	Volume	Open Interest	Volume	Open Interest																														
7.600						-	-	0.000	0.000	0.000		5.86	-	-																				0.000	0.000	0.000		0.004	-	-																	0.076					
8.000						-	-	0.000	0.000	0.000		5.46	-	-																				0.000	0.000	0.000		0.001	-	-																	0.080					
8.400						-	-	0.000	0.000	0.000		5.06	-	-																				0.000	0.000	0.000		0.001	-	-																	0.084					
8.800	0.000	0.000	0.000		4.64	-	-	0.000	0.000	0.000		4.66	-	-																				0.000	0.000	0.000		0.001	-	-	0.000	0.000	0.000		0.001	-	-															0.088
9.200	0.000	0.000	0.000		4.24	-	-	0.000	0.000	0.000		4.26	-	-																				0.000	0.000	0.000		0.001	-	-	0.000	0.000	0.000		0.001	-	-															0.092
9.600	0.000	0.000	0.000		3.84	-	-	0.000	0.000	0.000		3.86	-	-																				0.000	0.000	0.000		0.001	-	-	0.000	0.000	0.000		0.001	-	-															0.096
10.000	0.000	0.000	0.000		3.44	-	-	0.000	0.000	0.000		3.46	-	-																				0.000	0.000	0.000		0.001	-	-	0.000	0.000	0.000		0.001	-	-															0.100
11.000	0.000	0.000	0.000		2.44	-	-	0.000	0.000	0.000		2.46	-	-																				0.000	0.000	0.000		0.001	-	-	0.000	0.000	0.000		0.001	-	-															0.110
12.000	0.000	0.000	0.000		1.44	-	-	0.000	0.000	0.000		1.48	-	-																				0.000	0.000	0.000		0.001	-	-	0.000	0.000	0.000		0.013	-	-															0.120
13.000	0.000	0.000	0.000		0.470	-	-	0.000	0.000	0.000		0.630	-	-																				0.000	0.000	0.000		0.029	-	15	0.000	0.000	0.000		0.164	-	-															0.130
14.000	0.000	0.000	0.000		0.018	-	15	0.000	0.000	0.000		0.156	-	56																				0.000	0.000	0.000		0.577	-	-	0.000	0.000	0.000		0.692	-	-															0.140
15.000	0.000	0.000	0.000		0.001	-	5	0.000	0.000	0.000		0.020	-	40																				0.000	0.000	0.000		1.56	-	-	0.000	0.000	0.000		1.57	-	-															0.150
16.000	0.000	0.000	0.000		0.001	-	-	0.000	0.000	0.000		0.001	-	-																				0.000	0.000	0.000		2.56	-	-	0.000	0.000	0.000		2.56	-	-															0.160
17.000	0.000	0.000	0.000		0.001	-	-	0.000	0.000	0.000		0.001	-	-																				0.000	0.000	0.000		3.56	-	-	0.000	0.000	0.000		3.56	-	-															0.170
18.000	0.000	0.000	0.000		0.001	-	-	0.000	0.000	0.000		0.001	-	-																				0.000	0.000	0.000		4.56	-	-	0.000	0.000	0.000		4.56	-	-															0.180
19.000	0.000	0.000	0.000		0.001	-	-	0.000	0.000	0.000		0.001	-	-																				0.000	0.000	0.000		5.56	-	-	0.000	0.000	0.000		5.56	-	-															0.190
Totals:						0	20						0	96	0	0																						0	15																0	45	0	0				
Number of Trades:						0							0			0																							0.00																	0	0					

## PIRAEUS BANK (CR)

(Contract Size: 100 Securities, Exercise Style: American, Physical Delivery)

Call Options																Put Options																	
Exercise Price	November 2019							December 2019							Other Months		November 2019							December 2019							Other Months		Exercise Price
	Open price	Price max	Price min	Last price	Closing price	Volume	Open Interest	Open price	Price max	Price min	Last price	Closing price	Volume	Open Interest	Volume	Open Interest	Open price	Price max	Price min	Last price	Closing price	Volume	Open Interest	Open price	Price max	Price min	Last price	Closing price	Volume	Open Interest	Volume	Open Interest	
0.300						-	-	0.000	0.000	0.000		2.64	-	-			-	-	0.000	0.000	0.000		0.001	-	-							0.003	
0.350						-	-	0.000	0.000	0.000		2.59	-	-			-	-	0.000	0.000	0.000		0.001	-	-							0.004	
0.400						-	-	0.000	0.000	0.000		2.54	-	-			-	-	0.000	0.000	0.000		0.001	-	-							0.004	
0.450						-	-	0.000	0.000	0.000		2.49	-	-			-	-	0.000	0.000	0.000		0.001	-	-							0.005	
0.500						-	-	0.000	0.000	0.000		2.44	-	-			-	-	0.000	0.000	0.000		0.001	-	-							0.005	
0.550						-	-	0.000	0.000	0.000		2.39	-	-			-	-	0.000	0.000	0.000		0.001	-	-							0.006	
0.600						-	-	0.000	0.000	0.000		2.34	-	-			-	-	0.000	0.000	0.000		0.002	-	-							0.006	
0.650						-	-	0.000	0.000	0.000		2.29	-	-			-	-	0.000	0.000	0.000		0.001	-	-							0.007	
0.700						-	-	0.000	0.000	0.000		2.24	-	-			-	-	0.000	0.000	0.000		0.001	-	-							0.007	
0.750						-	-	0.000	0.000	0.000		2.19	-	-			-	-	0.000	0.000	0.000		0.001	-	-							0.008	
0.800						-	-	0.000	0.000	0.000		2.14	-	-			-	-	0.000	0.000	0.000		0.001	-	-							0.008	
0.850						-	-	0.000	0.000	0.000		2.09	-	-			-	-	0.000	0.000	0.000		0.001	-	-							0.009	
0.900						-	-	0.000	0.000	0.000		2.04	-	-			-	-	0.000	0.000	0.000		0.001	-	-							0.009	
0.950						-	-	0.000	0.000	0.000		1.99	-	-			-	-	0.000	0.000	0.000		0.001	-	-							0.010	
1.000						-	-	0.000	0.000	0.000		1.94	-	-			-	-	0.000	0.000	0.000		0.001	-	-							0.010	
1.100						-	-	0.000	0.000	0.000		1.84	-	-			-	-	0.000	0.000	0.000		0.001	-	-							0.011	
1.200						-	-	0.000	0.000	0.000		1.74	-	-			-	-	0.000	0.000	0.000		0.001	-	-							0.012	
1.300						-	-	0.000	0.000	0.000		1.64	-	-			-	-	0.000	0.000	0.000		0.001	-	-							0.013	
1.400						-	-	0.000	0.000	0.000		1.54	-	-			-	-	0.000	0.000	0.000		0.002	-	-							0.014	
1.500						-	-	0.000	0.000	0.000		1.44	-	-			-	-	0.000	0.000	0.000		0.001	-	-							0.015	
1.600						-	-	0.000	0.000	0.000		1.34	-	-			-	-	0.000	0.000	0.000		0.001	-	-							0.016	
1.700	0.000	0.000	0.000		1.24	-	-	0.000	0.000	0.000		1.24	-	-			0.000	0.000	0.000		0.001	-	-	0.000	0.000	0.000		0.001	-	-			0.017
1.800	0.000	0.000	0.000		1.14	-	-	0.000	0.000	0.000		1.14	-	-			0.000	0.000	0.000		0.001	-	-	0.000	0.000	0.000		0.001	-	-			0.018
1.900	0.000	0.000	0.000		1.04	-	-	0.000	0.000	0.000		1.04	-	-			0.000	0.000	0.000		0.001	-	-	0.000	0.000	0.000		0.001	-	-			0.019
2.000	0.000	0.000	0.000		0.940	-	-	0.000	0.000	0.000		0.945	-	-			0.000	0.000	0.000		0.001	-	-	0.000	0.000	0.000		0.001	-	-			0.020
2.200	0.000	0.000	0.000		0.740	-	-	0.000	0.000	0.000		0.751	-	-			0.000	0.000	0.000		0.001	-	-	0.000	0.000	0.000		0.007	-	-			0.022
2.400	0.000	0.000	0.000		0.540	-	-	0.000	0.000	0.000		0.569	-	-			0.000	0.000	0.000		0.001	-	-	0.000	0.000	0.000		0.024	-	-			0.024
2.600	0.405	0.405	0.405	0.405	0.405	20	40	0.000	0.000	0.000		0.407	-	-			0.000	0.000	0.000		0.001	-	30	0.000	0.000	0.000		0.062	-	-			0.026
2.800	0.000	0.000	0.000		0.144	-	-	0.000	0.000	0.000		0.272	-	10			0.000	0.000	0.000		0.004	-	50	0.000	0.000	0.000		0.127	-	-			0.028
3.000	0.000	0.000	0.000		0.019	-	35	0.000	0.000	0.000		0.173	-	1			0.000	0.000	0.000		0.079	-	-	0.000	0.000	0.000		0.228	-	-			0.030
3.200	0.000	0.000	0.000		0.002	-	-	0.000	0.000	0.000		0.103	-	-			0.000	0.000	0.000		0.260	-	-	0.000	0.000	0.000		0.357	-	-			0.032
3.400	0.000	0.000	0.000		0.002	-	-	0.000	0.000	0.000		0.057	-	-			0.000	0.000	0.000		0.460	-	-	0.000	0.000	0.000		0.512	-	-			0.034
3.600	0.000	0.000	0.000		0.001	-	-	0.000	0.000	0.000		0.031	-	-			0.000	0.000	0.000		0.660	-	-	0.000	0.000	0.000		0.686	-	-			0.036
3.800	0.000	0.000	0.000		0.001	-	-	0.000	0.000	0.000		0.016	-	-			0.000	0.000	0.000		0.860	-	-	0.000	0.000	0.000		0.871	-	-			0.038
4.000	0.000	0.000	0.000		0.001	-	-	0.000	0.000	0.000		0.008	-	-			0.000	0.000	0.000		1.06	-	-	0.000	0.000	0.000		1.06	-	-			0.040
4.400	0.000	0.000	0.000		0.001	-	-	0.000	0.000	0.000		0.002	-	-			0.000	0.000	0.000		1.46	-	-	0.000	0.000	0.000		1.46	-	-			0.044

PIRAEUS BANK (CR)

(Contract Size: 100 Securities, Exercise Style: American, Physical Delivery)

Exercise Price	Call Options														Put Options																			
	November 2019							December 2019							Other Months		November 2019							December 2019				Other Months		Exercise Price				
	Open price	Price max	Price min	Last price	Closing price	Volume	Open Interest	Open price	Price max	Price min	Last price	Closing price	Volume	Open Interest	Volume	Open Interest	Open price	Price max	Price min	Last price	Closing price	Volume	Open Interest	Open price	Price max	Price min	Last price	Closing price	Volume		Open Interest	Volume	Open Interest	
Totals:						20	75						0	11	70	0							20	80								0	0	0
Number of Trades:						1							0		1								0.00								0		0	

PPC (CR)

(Contract Size: 100 Securities, Exercise Style: American, Physical Delivery)

Call Options																Put Options																		
Exercise Price	November 2019							December 2019							Other Months		November 2019						December 2019						Other Months		Exercise Price			
	Open price	Price max	Price min	Last price	Closing price	Volume	Open Interest	Open price	Price max	Price min	Last price	Closing price	Volume	Open Interest	Volume	Open Interest	Open price	Price max	Price min	Last price	Closing price	Volume	Open Interest	Open price	Price max	Price min	Last price	Closing price	Volume	Open Interest		Volume	Open Interest	
0.900						-	-	0.000	0.000	0.000		2.21	-	-									0.000	0.000	0.000		0.001	-	-			0.009		
0.950						-	-	0.000	0.000	0.000		2.16	-	-									0.000	0.000	0.000		0.001	-	-			0.010		
1.000						-	-	0.000	0.000	0.000		2.11	-	-									0.000	0.000	0.000		0.001	-	-			0.010		
1.100						-	-	0.000	0.000	0.000		2.01	-	-									0.000	0.000	0.000		0.001	-	-			0.011		
1.200						-	-	0.000	0.000	0.000		1.91	-	-									0.000	0.000	0.000		0.001	-	-			0.012		
1.300						-	-	0.000	0.000	0.000		1.81	-	-									0.000	0.000	0.000		0.001	-	-			0.013		
1.400						-	-	0.000	0.000	0.000		1.71	-	-									0.000	0.000	0.000		0.001	-	-			0.014		
1.500						-	-	0.000	0.000	0.000		1.61	-	-									0.000	0.000	0.000		0.001	-	-			0.015		
1.600						-	-	0.000	0.000	0.000		1.51	-	-									0.000	0.000	0.000		0.001	-	-			0.016		
1.700	0.000	0.000	0.000		1.41	-	-	0.000	0.000	0.000		1.41	-	-			0.000	0.000	0.000		0.001	-	-	0.000	0.000	0.000		0.001	-	-			0.017	
1.800	0.000	0.000	0.000		1.31	-	-	0.000	0.000	0.000		1.31	-	-			0.000	0.000	0.000		0.001	-	-	0.000	0.000	0.000		0.001	-	-			0.018	
1.900	0.000	0.000	0.000		1.21	-	-	0.000	0.000	0.000		1.21	-	-			0.000	0.000	0.000		0.001	-	-	0.000	0.000	0.000		0.001	-	-			0.019	
2.000	0.000	0.000	0.000		1.11	-	-	0.000	0.000	0.000		1.11	-	-			0.000	0.000	0.000		0.001	-	-	0.000	0.000	0.000		0.001	-	-			0.020	
2.200	0.000	0.000	0.000		0.910	-	-	0.000	0.000	0.000		0.916	-	-			0.000	0.000	0.000		0.002	-	-	0.000	0.000	0.000		0.002	-	-			0.022	
2.400	0.000	0.000	0.000		0.710	-	-	0.000	0.000	0.000		0.723	-	-			0.000	0.000	0.000		0.001	-	-	0.000	0.000	0.000		0.008	-	-			0.024	
2.600	0.000	0.000	0.000		0.510	-	-	0.000	0.000	0.000		0.542	-	-			0.000	0.000	0.000		0.001	-	55	0.000	0.000	0.000		0.026	-	-			0.026	
2.800	0.000	0.000	0.000		0.310	-	-	0.000	0.000	0.000		0.383	-	-			0.000	0.000	0.000		0.001	-	75	0.000	0.000	0.000		0.068	-	-			0.028	
3.000	0.000	0.000	0.000		0.123	-	5	0.000	0.000	0.000		0.253	-	11			0.000	0.000	0.000		0.013	-	62	0.000	0.000	0.000		0.138	-	-			0.030	
3.200	0.000	0.000	0.000		0.019	-	46	0.000	0.000	0.000		0.158	-	11			0.000	0.000	0.000		0.108	-	15	0.000	0.000	0.000		0.242	-	-			0.032	
3.400	0.000	0.000	0.000		0.001	-	100	0.000	0.000	0.000		0.090	-	25			0.000	0.000	0.000		0.290	-	-	0.000	0.000	0.000		0.374	-	-			0.034	
3.600	0.000	0.000	0.000		0.001	-	60	0.000	0.000	0.000		0.050	-	5			0.000	0.000	0.000		0.490	-	-	0.000	0.000	0.000		0.534	-	-			0.036	
3.800	0.000	0.000	0.000		0.001	-	-	0.000	0.000	0.000		0.026	-	-			0.000	0.000	0.000		0.690	-	-	0.000	0.000	0.000		0.711	-	-			0.038	
4.000	0.000	0.000	0.000		0.001	-	-	0.000	0.000	0.000		0.013	-	-			0.000	0.000	0.000		0.890	-	-	0.000	0.000	0.000		0.898	-	-			0.040	
4.400	0.000	0.000	0.000		0.001	-	-	0.000	0.000	0.000		0.003	-	-			0.000	0.000	0.000		1.29	-	-	0.000	0.000	0.000		1.29	-	-			0.044	
Totals:						0	211						0	52	0	0						0	207				0	37	0	0				
Number of Trades:						0							0		0							0.00					0		0					

Lending Products	Underlying Title	Multilateral Transactions[1]					Bilateral Transactions[2]		Stock Borrowing through OTC (volume)[3]
		Open Interest[5]	Volume(Offered)	Average Weighted	Transactions volume	Average Weighted	Transactions Volume	Average Weighted	Transactions Volume
ADMIEBOR	ADMIE (IPTO) HOLDING S.A. (CR)	---	---	---	---	---	---	115,644	
AEGNBOR	AEGEAN AIRLINES (CR)	4,680	---	---	---	---	---	11,211	
ALPHABOR	ALPHA BANK (CR)	24,000	---	---	---	---	---	46,805,397	
ALMYBOR	ALUMIL (CR)	---	---	---	---	---	---	---	
TATTBOR	ATTICA BANK S.A. (CR)	---	---	---	---	---	---	370	
EEEBOR	CC HBC AG (CR)	4,000	---	---	250	3.70%	---	70,546	
CENERBOR	CENERGY HOLDINGS (CB)	300	---	---	300	2.65%	---	---	
ELLAKTORBOR	ELLAKTOR (CR)	100	---	---	---	---	---	1,898	
EUROBBOR	EUROBANK ERGASIAS (CR)	37,182	---	---	---	---	---	59,388,445	
EYDAPBOR	EYDAP S.A. (CR)	---	---	---	---	---	---	232,781	
FFGRPBOR	FOLLI FOLLIE (CR)	---	---	---	---	---	---	1,172,870	
FOYRKBOR	FOURLIS (CR)	9,370	---	---	100	3.35%	---	8,391	
GEKTERNABOR	GEK TERNA (CR)	---	---	---	---	---	---	24,493	
SARBOR	GR. SARANTIS S.A. (CR)	3,765	---	---	---	---	---	612	
EXAEBOR	HELLENIC EXCHANGES-A.S.E. (CR)	---	---	---	---	---	---	123,778	
ELPEBOR	HELLENIC PETROLEUM (CR)	---	---	---	---	---	---	68,833	
INTRKBOR	INTRACOM HOLDINGS (CR)	---	---	---	---	---	---	---	
INLOTBOR	INTRALOT (CR)	---	---	---	---	---	---	514,512	
BELABOR	JUMBO SA (CR)	34,315	---	---	100	2.65%	---	98,098	
LAMDABOR	LAMDA DEVELOPMENT SA (CR)	384	---	---	---	---	---	8,000	
MIGBOR	MARFIN INVESTMENT GROUP (CR)	---	---	---	---	---	---	1,659,474	
MOHBOR	MOTOR OIL (CR)	3,900	---	---	3,500	2.65%	---	48,134	
MYTILBOR	MYTILINEOS (CR)	---	---	---	---	---	---	25,742	
ETEBOR	NATIONAL BANK (CR)	7,500	---	---	16,520	2.99%	200,000	5.00%	20,757,245
OPAPBOR	OPAP (CR)	7,000	---	---	---	---	---	1,279,606	
HTOBOR	OTE (CR)	27,000	---	---	268	3.88%	---	573,504	
PPABOR	P.P.A. S.A. (CR)	115	---	---	---	---	---	2,901	
TPEIRBOR	PIRAEUS BANK (CR)	---	---	---	---	---	---	24,103,715	
PLAISBOR	PLAISIO COMPUTERS SA (CR)	---	---	---	---	---	---	1,000	
PPCBOR	PPC (CR)	15,000	---	---	---	---	---	6,866,038	
QUALBOR	QUALITY & RELIABILITY SA (CR)	---	---	---	---	---	---	---	

## Stock Lending Notes

[1] - Multilateral contracts Lending or Borrowing as per Methods 8-1, 8-2 and 8-3-3 (According to ATHEX BoD Resolution No.17)

[2] - Bilateral Contracts Lending or Borrowing as per Methods 8-3-1 and 8-3-2 (According to ATHEX BoD Resolution No.20 )

[3] - The information concerning OTC Stock Borrowing Transactions is based on the statements of the Dematerialised Securities System (DSS) operators involved and refers to volumes that have been registered up until the previous working day.

[4] - Average Price (Volume weighted)

[5] - The Data concerning Open Interest before the start of trading session

Lending Products	Underlying Title	Open Interest[5]	Multilateral Transactions[1]				Bilateral Transactions[2]		Stock Borrowing through OTC (volume)[3]
			Volume(Offered)	Average Weighted	Transactions volume	Average Weighted	Transactions Volume	Average Weighte	Transactions Volume
TENERGYBOR	TERNA ENERGY (CR)	---	---	---	---	---	---	12,892	
TITCBOR	TITAN CEMENT (CB)	4,500	---	---	200	2.65%	---	7,110	
VIORBOR	VIOTALCO SA/NV (CB)	400	---	---	---	---	---	---	

## Stock Lending Notes

[1] - Multilateral contracts Lending or Borrowing as per Methods 8-1, 8-2 and 8-3-3 (According to ATHEX BoD Resolution No.17)

[2] - Bilateral Contracts Lending or Borrowing as per Methods 8-3-1 and 8-3-2 (According to ATHEX BoD Resolution No.20 )

[3] - The information concerning OTC Stock Borrowing Transactions is based on the statements of the Dematerialised Securities System (DSS) operators involved and refers to volumes that have been registered up until the previous working day.

[4] - Average Price (Volume weighted)

[5] - The Data concerning Open Interest before the start of trading session

## Sectors codification for listed companies

12003 -	ETF	10101010	Computer Services
10101015	Software	10102030	Computer Hardware
15101010	Telecommunications Equipment	15102015	Telecommunications Services
20101010	Health Care Facilities	20101025	Health Care Services
20102010	Medical Equipment	20103015	Pharmaceuticals
30101010	Banks	30202000	Diversified Financial Services
30202010	Asset Managers & Custodians	30202015	Investment Services
30302010	Full Line Insurance	30302015	Insurance Brokers
35101010	Real Estate Holding and Development	35101015	Real Estate Services
35102000	Diversified REITs	35102030	Office REITs
40201040	Rental & Leasing Services: Consumer	40202010	Home Construction
40202015	Household Furnishings	40202020	Household Appliance
40203040	Electronic Entertainment	40203045	Toys
40204020	Clothing & Accessories	40301010	Entertainment
40301030	Publishing	40301035	Radio & TV Broadcasters
40401010	Diversified Retailers	40401020	Apparel Retailers
40401025	Home Improvement Retailers	40401030	Specialty Retailers
40501010	Airlines	40501015	Travel & Tourism
40501020	Casinos & Gambling	40501025	Hotels & Motels
45101015	Distillers & Vintners	45101020	Soft Drinks
45102010	Farming Fishing Ranching & Plantations	45102020	Food Products
45103010	Tobacco	45201010	Food Retailers & Wholesalers
45201020	Personal Products	50101010	Construction
50101030	Cement	50101035	Building Materials: Other
50202010	Electrical Components	50203000	Diversified Industrials
50203015	Plastics	50203030	Containers & Packaging
50204000	Machinery: Industrial	50204020	Machinery: Construction & Handling
50205010	Industrial Suppliers	50205020	Back Office Support HR & Consulting
50205030	Forms & Bulk Printing Services	50206015	Commercial Vehicles & Parts
50206030	Marine Transportation	50206060	Transportation Services
55101000	Diversified Materials	55101020	Textile Products
55102000	General Mining	55102010	Iron & Steel
55102015	Metal Fabricating	55102035	Aluminum
60101000	Integrated Oil & Gas	60101020	Oil Refining and Marketing
65101010	Alternative Electricity	65101015	Conventional Electricity
65102030	Water		





**ATHEX**  
Athens Stock Exchange

Λεωφ. Αθηνών 110 104 42 Αθήνα  
110, Athinon Ave. GR 104 42 Athens  
tel. (+30)210-33.66.800, fax (+30)210-33.66.101  
[www.athexgroup.gr](http://www.athexgroup.gr)