

19

**Ημερήσιο Δελτίο  
Συναλλακτικής Δραστηριότητας**

Daily Official List  
of Trading Activity

Tuesday, 12 November, 2019  
Year: 140 Trading Day No: 215



**ATHEXGROUP**  
Athens Exchange Group

**Disclaimer:**

Hellenic Exchanges-Athens Stock Exchange S.A endeavours to ensure that the data and other material ("Information") presented on the Daily Official List are accurate and complete, but it is not liable for any errors or omissions of data or /and for the accuracy, credibility, updating and completeness of the aforesaid information nor it has any liability arising directly or indirectly from the use of the above Information.

The Company is not liable for the accuracy of the data included in listed companies' announcements. Only the sender of such an announcement is fully and solely liable for any infringement of third party's rights from the content of such announcement. All contents of the Daily Official List are provided only for information purposes and do not constitute investment advice or solicitation to invest in securities or other products listed for trading on the Exchange.

You acknowledge and agree that the Company is the owner of any property rights related to any Information appearing on the Daily Official List including intellectual property rights copyright, trademarks, etc.

The above data are a property of the Hellenic Exchanges-Athens Exchange and are copyright protected. Users are forbidden to reproduce, modify, copy, sale, transmit or redistribute, by all reproduction means and methods, part or the whole of the above data, without reference to their source.

The commercial exploitation of these data is, also, forbidden by third parties. Hellenic Exchanges-Athens Exchange does not carry any responsibility, direct or indirect, derived from usage or accidental alteration of the above data when used by third parties.

---

**Hellenic Exchanges – Athens Stock Exchange S.A.**

110 Athinon Ave., 10442 Athens, Tel: (210) 33.66.800, Fax: (210) 32.13.938

[www.athexgroup.gr](http://www.athexgroup.gr)

---

**Thessalonica Stock Exchange Center (T.S.E.C)**

16-18 Katouni Str., Thessalonica 546 25 Tel: (2310) 567.667, Fax: (2310) 530.545

---

**Athex Members Guarantee Fund**

14-16 Fidiou Str., Athens 106 78, Tel: (210) 33.04.682, Fax: (210) 33.04.155

---

**Hellenic Republic Capital Market Commission**

1 Kolokotroni Str. & 1 Stadiou Str., Athens 10562 Tel: (210) 33.77.100 Fax: (210) 33.77.173

---

**Table of Contents**

---

**Section 1: Statistical Figures of Securities, Derivatives and Lending**

Summary of Markets

Athex Indices

Analytic Figures for Athex Market's Boards and Categories

Trading Details by Athex Sectors and Financial Instruments (ETFs)

Top 10 best &amp; worst performing Shares

Derivatives Summary

**Section 2: Analytic Figures of Shares Transactions**

Analytic Figures of Shares Transactions

Shares' Notes

**Section 3: Figures of Securities Transactions**

Securities Blocks Details

Shares Rights Details

Stock Borrowing

Securities Forced Sales

Forced Sales Registered Shares

Exchange Traded Funds (ETFs) Characteristics

**Section 5: Bonds traded in Fixed Income Assets Market**

Convertible Corporate Bonds - Regulated Market

Non Convertible Corporate Bonds - Regulated Market

Government Bonds

Treasury Bills &amp; Zero Coupon Government Bonds

Government Bonds Traded with the Open Outcry Method

State Banks Bonds

**Section 6: Additional Infos**

Athex &amp; ATHEXClear Members List

List of Stocks under Market Making operations

**Section 7: Derivatives Market Analytic Figures**

Index Futures

Stock Futures

Index Options

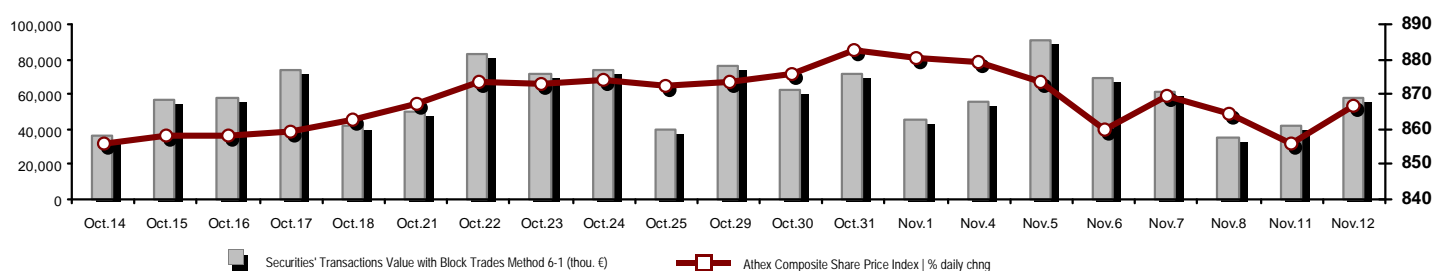
Stock Options

Stock Lending Analytic Figures

**Appendix A: Sectors codification for listed companies**

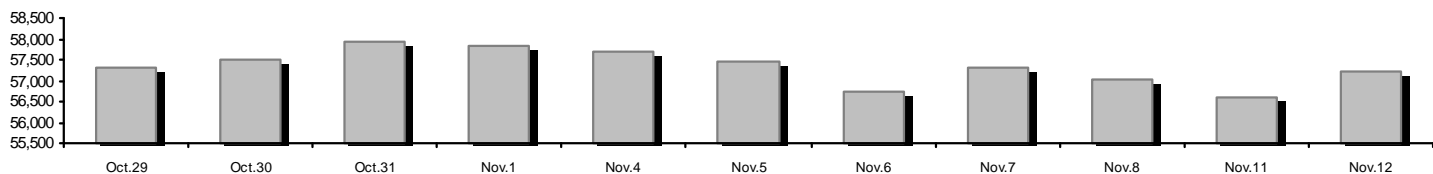
## Summary of Markets

Athex Composite Share Price Index vs Shares and Derivatives Transactions Value

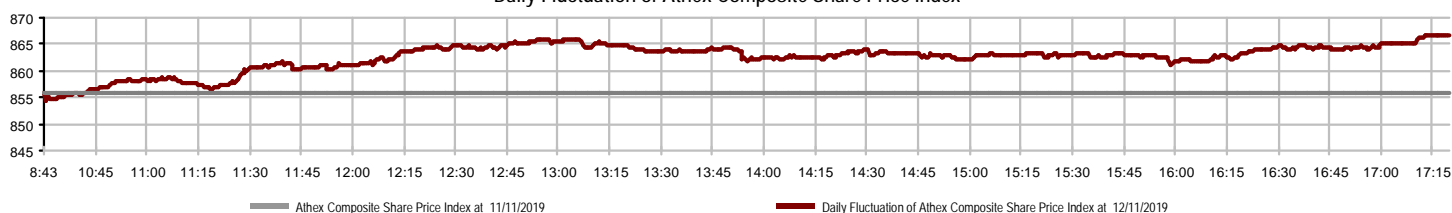


Athex Capitalisation (mill. €) **: 57,202.56	Derivatives Total Open Interest: 355,229
Daily change: mill. €   %: 620.31 1.10%	in Index Futures   % daily chng: 12,315 -3.47%
Yearly Avg Capitalisation: mill. €   % chng prev year Avg: 53,954.99 3.50%	in Stock Futures   % daily chng: 339,256 0.13%
Athex Composite Share Price Index   % daily chng: 866.48 1.23%	in Index Options   % daily chng: 1,826 4.52%
Athex Composite Share Price Index Capitalisation (mill. €): 52,214.23	in Stock Options   % daily chng: 1,832 3.33%
Daily change (mill. €): 614.80	
Securities' Transactions Value with Block Trades Method 6-1 (thou. €): 57,974.14	Derivatives Contracts Volume: 23,243
Daily change: %: 16,391.82 39.42%	Daily change: pieces   %: -665 -2.78%
YtD Avg Trans. Value: thou. €   % chng prev year Avg: 65,353.91 19.00%	YtD Avg Derivatives Contracts % chng prev year Avg: 41,949 -25.10%
Blocks Transactions Value of Method 6-1 (thou. €): 9,030.94	Derivatives Trades Number: 2,004
Blocks Transactions Value of Method 6-2 & 6-3 (thou. €): 0.00	Daily change: number   %: 45 2.30%
Bonds Transactions Value (thou.€): 1,408.32	YtD Avg Trades number % chng prev year Avg: 2,894 6.75%
Securities' Transactions Volume with Block Trades Method 6-1 (thou. Pieces): 22,818.97	Lending Total Open Interest: 138,331
Daily change: thou. pieces   %: 4,306.15 23.26%	Daily change: pieces   %: 12,860 10.25%
YtD Avg Volume: % chng prev year Avg: 33,051.55 -11.04%	Lending Volume (Multilateral/Bilateral): 37,580
Blocks Transactions Volume of Method 6-1 (thou. Pieces): 1,470.73	Daily change: pieces   %: 4,720
Blocks Transactions Volume of Method 6-2 & 6-3 (thou. Pieces): 0.00	Multilateral Lending: 24,580
Bonds Transactions Volume: 1,366,279	Bilateral Lending: 13,000
Securities' Trades Number with Block Trades Method 6-1: 24,586	Lending Trades Number: 19
Daily change: number   %: 4,218 20.71%	Daily change: %: 2
YtD Avg Trades number % chng prev year Avg: 27,160 33.60%	Multilateral Lending Trades Number: 17
Number of Blocks Method 6-1: 7	Bilateral Lending Trades Number: 2
Number of Blocks Method 6-2 & 6-3: 0	
Number of Bonds Transactions: 67	

Athex Capitalisation (mill. €) \*\*



Daily Fluctuation of Athex Composite Share Price Index



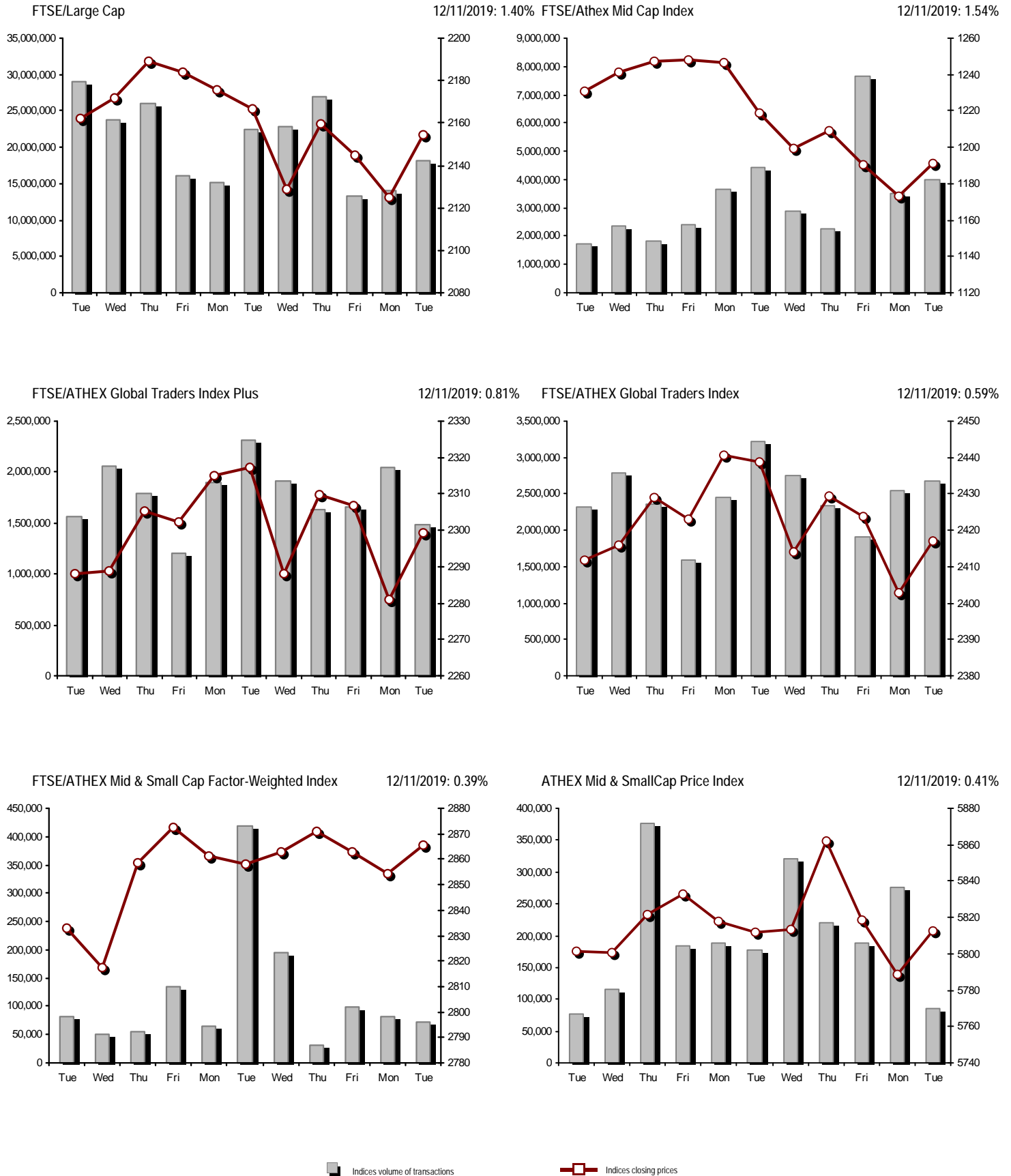
## Athex Indices

Index name	12/11/2019	11/11/2019	pts.	%	Min	Max	Year min	Year max	Year change
Athex Composite Share Price Index	866.48 #	855.92	10.56	1.23%	854.45	866.48	600.12	901.57	41.28% #
FTSE/Athex Large Cap	2,154.36 #	2,124.65	29.71	1.40%	2,121.99	2,154.36	1,580.73	2,270.46	33.94% #
FTSE/Athex Mid Cap Index	1,191.17 #	1,173.16	18.01	1.54%	1,171.45	1,193.17	945.49	1,467.88	22.16% #
FTSE/ATHEX-CSE Banking Index	641.82 #	620.16	21.66	3.49%	619.86	647.12	275.15	670.99	92.89% #
FTSE/ATHEX Global Traders Index Plus	2,299.46 #	2,280.99	18.47	0.81%	2,271.19	2,299.46	1,947.04	2,479.89	15.29% #
FTSE/ATHEX Global Traders Index	2,417.04 #	2,402.77	14.27	0.59%	2,396.52	2,417.04	1,866.67	2,517.12	27.39% #
FTSE/ATHEX Mid & Small Cap Factor-Weighted Ind	2,865.37 #	2,854.35	11.02	0.39%	2,848.89	2,876.62	2,173.67	2,882.01	29.35% #
ATHEX Mid & SmallCap Price Index	5,812.40 #	5,788.69	23.71	0.41%	5,775.76	5,822.25	3,914.71	5,994.42	46.70% #
FTSE/Athex Market Index	533.98 #	526.62	7.36	1.40%	526.00	533.98	392.32	563.60	33.77% #
FTSE Med Index	4,843.66 €	4,874.43	-30.77	-0.63%			3,966.78	4,874.43	22.17% #
Athex Composite Index Total Return Index	1,412.51 #	1,395.29	17.22	1.23%	1,392.91	1,412.51	952.47	1,466.98	45.11% #
FTSE/Athex Large Cap Total Return	3,184.16 #	3,140.25	43.91	1.40%			2,321.35	3,347.07	36.07% #
FTSE/ATHEX Large Cap Net Total Return	977.30 #	963.82	13.48	1.40%	962.62	977.30	692.89	1,027.12	38.62% #
FTSE/Athex Mid Cap Total Return	1,451.04 #	1,429.11	21.93	1.53%			1,180.35	1,784.30	20.57% #
FTSE/ATHEX-CSE Banking Total Return Index	560.98 #	542.05	18.93	3.49%			265.40	586.27	78.96% #
Hellenic Mid & Small Cap Index	1,185.08 #	1,175.59	9.49	0.81%	1,173.02	1,185.08	884.70	1,269.98	30.71% #
FTSE/Athex Banks	848.00 #	819.38	28.62	3.49%	818.99	855.00	363.54	886.54	92.89% #
FTSE/Athex Financial Services	951.07 #	950.38	0.69	0.07%	943.54	956.19	744.92	1,191.69	21.89% #
FTSE/Athex Industrial Goods & Services	2,587.78 #	2,567.31	20.47	0.80%	2,545.96	2,587.78	1,884.26	2,967.88	35.52% #
FTSE/Athex Retail	72.85 €	73.35	-0.50	-0.68%	71.59	73.35	58.44	82.89	21.60% #
FTSE/ATHEX Real Estate	4,580.33 #	4,547.41	32.92	0.72%	4,509.24	4,595.60	2,928.70	6,158.58	51.66% #
FTSE/Athex Personal & Household Goods	9,573.40 #	9,457.02	116.38	1.23%	9,429.96	9,595.64	6,649.54	9,943.56	39.18% #
FTSE/Athex Food & Beverage	10,279.53 #	10,189.65	89.88	0.88%	10,189.65	10,296.60	10,000.70	13,120.06	1.67% #
FTSE/Athex Basic Resources	6,599.40 #	6,438.00	161.40	2.51%	6,438.00	6,619.09	3,146.82	11,171.70	101.15% #
FTSE/Athex Construction & Materials	2,914.94 #	2,892.29	22.65	0.78%	2,865.80	2,918.39	2,437.75	3,183.37	12.88% #
FTSE/Athex Oil & Gas	5,139.45 #	5,136.81	2.64	0.05%	5,109.98	5,149.51	4,612.01	5,758.60	5.75% #
FTSE/Athex Chemicals	8,637.90 €	8,841.81	-203.91	-2.31%	8,586.05	8,871.43	7,722.79	11,217.47	5.65% #
FTSE/Athex Travel & Leisure	1,665.93 #	1,659.05	6.88	0.41%	1,652.04	1,669.08	1,309.57	1,754.14	25.91% #
FTSE/Athex Technology	858.63 #	849.91	8.72	1.03%	842.85	862.43	692.80	1,087.14	21.07% #
FTSE/Athex Telecommunications	3,702.21 #	3,699.45	2.76	0.07%	3,674.68	3,713.22	2,614.94	3,771.02	41.28% #
FTSE/Athex Utilities	2,827.92 #	2,784.87	43.05	1.55%	2,778.87	2,829.02	1,729.19	2,923.15	60.77% #
FTSE/Athex Health Care	504.15 #	495.21	8.94	1.81%	489.02	504.15	460.82	512.40	-0.41% €
Athex All Share Index	201.36 #	199.16	2.20	1.10%	201.36	201.36	157.01	215.26	27.43% #
Hellenic Corporate Bond Index	121.22 €	121.23	-0.01	-0.01%			116.31	121.33	4.20% #
Hellenic Corporate Bond Price Index	96.88 €	96.92	-0.04	-0.04%			95.04	97.19	1.14% #

Note 1: FTSE/Med 100, Hellenic Corporate Bond Price Index and Hellenic Corporate Bond Index closing prices refer to the previous trading day of 08/11/2019.

Note 2: The Hellenic Mid & Small Cap Index is a Customized index calculated by the Athens Exchange.

Athex Indices



## Analytic Figures for Athex Market's Boards and Categories

	Total Traded Securities	Main Market	Surveillance	Exchange Traded Funds (ETFs)
Totals	127	109	17	1
Gain / Lose / Same:	62 / 36 / 29	61 / 28 / 20	1 / 8 / 8	0 / 0 / 1
Athex Capitalisation (mill. €) **	57,202.56	56,894.42	308.14	
Daily Average Trans/ons Value(thou.€)	65,353.91	65,329.66	51.92	40.40
Transactions Value	57,974.14	57,810.97	29.25	133.91
Main Board:	48,943.21	48,780.04	29.25	133.91
Blocks Board 6_2_3:	9,030.94	9,030.94	0.00	0.00
Forced Sales Board:	0.00	0.00	0.00	0.00
Special Terms Board:	0.00	0.00	0.00	0.00
Daily Average Transactions Volume	33,051,552	32,704,055	375,128	1,852
Transactions Volume	22,818,971	22,565,069	247,776	6,126
Main Board:	21,348,245	21,094,343	247,776	6,126
Blocks Board 6_2_3:	1,470,726	1,470,726	0	0
Forced Sales Board:	0	0	0	0
Special Terms Board:	0	0	0	0
Daily Average Number of Trades	27,160	27,012	147	3
Number of Trades	24,586	24,438	144	4
Main Board:	24,579	24,431	144	4
Blocks Board 6_2_3:	7	7	0	0
Forced Sales Board:	0	0	0	0
Special Terms Board:	0	0	0	0

## Trading Details by Athex Sectors and Financial Instruments (ETFs)

Code	Sectors	Gain / Lose / Same	Number of Trades	Transactions Volume	Transactions Value	% of Total Trans. Value
3010	- Banks	5 / 0 / 1	9,397	15,145,296	22,303,737.78	38.47%
5510	- Basic Resources	5 / 5 / 3	330	132,484	156,807.88	0.27%
5010	- Construction & Materials	8 / 3 / 3	1,321	506,037	1,439,737.19	2.48%
4020	- Consumer Products & Services	4 / 2 / 3	1,506	358,770	4,899,561.37	8.45%
6010	- Energy	1 / 2 / 1	1,055	180,271	2,713,823.29	4.68%
12000	- Financial Instruments	0 / 0 / 1	4	6,126	133,914.62	0.23%
3020	- Financial Services	1 / 1 / 1	787	2,708,570	582,978.53	1.01%
4510	- Food Beverage & Tobacco	6 / 2 / 1	356	202,392	1,191,120.00	2.05%
2010	- Health Care	2 / 1 / 1	33	6,377	7,267.22	0.01%
5020	- Industrial Goods & Service	7 / 9 / 5	1,913	450,753	2,257,346.52	3.89%
3030	- Insurance	1 / 0 / 0	129	11,313	56,305.71	0.10%
4030	- Media	1 / 0 / 0	11	6,503	1,345.82	0.00%
4520	- Personal Care, Drug & Grocery Stores	2 / 1 / 0	228	26,873	148,297.22	0.26%
3510	- Real Estate	4 / 1 / 4	396	105,654	690,231.77	1.19%
4040	- Retail	1 / 3 / 2	230	55,416	244,733.55	0.42%
1010	- Technology	3 / 4 / 1	1,552	492,429	550,969.28	0.95%
1510	- Telecommunications	3 / 0 / 1	2,178	1,148,355	14,790,588.53	25.51%
4050	- Travel & Leisure	3 / 2 / 1	1,554	585,821	3,443,836.26	5.94%
6510	- Utilities	5 / 0 / 0	1,606	689,531	2,361,541.55	4.07%

## Top 10 best &amp; worst performing Shares

## Main Market

With positive Price change			With negative Price change		
	Closing price	change		Closing price	change
MLS MULTIMEDIA SA (CR)	1.11	14.91% #	THRACE PLASTICS SA (CR)	1.97	-2.96% €
FIERATEX SA (CR)	0.52	8.33% #	TPA SA (CR)	26.6	-1.48% €
INTRALOT (CR)	0.4075	5.57% #	FOURLIS (CR)	5.33	-1.48% €
ATTICA BANK S.A. (CR)	0.432	5.37% #	ELTON SA (CR)	1.64	-0.61% €
EUROBANK ERGASIAS (CR)	0.909	4.48% #	ELVALHALCOR (CR)	1.818	-0.55% €
TECHNICAL OLYMPIC SA (CR)	2.34	3.54% #	TITAN CEMENT (CB)	18.4	-0.43% €
PIRAEUS BANK (CR)	2.962	3.42% #	MOTOR OIL (CR)	21.4	-0.28% €
NATIONAL BANK (CR)	2.85	3.41% #	PLAISIO COMPUTERS SA (CR)	3.65	-0.27% €
ADMIE (IPTO) HOLDING S.A. (CR)	2.14	2.89% #	MARFIN INVESTMENT GROUP (CR)	0.0905	-0.11% €
ALPHA BANK (CR)	1.786	2.64% #			
With the highest Transactions Value			With the highest Transactions Volume		
	Value (thou. €)	change		Volume	change
OTE (CR)	14,751.09	0.07% #	EUROBANK ERGASIAS (CR)	8,277,697	4.48% #
EUROBANK ERGASIAS (CR)	7,463.31	4.48% #	ALPHA BANK (CR)	3,661,699	2.64% #
ALPHA BANK (CR)	6,543.36	2.64% #	MARFIN INVESTMENT GROUP (CR)	2,629,987	-0.11% €
NATIONAL BANK (CR)	5,468.59	3.41% #	NATIONAL BANK (CR)	1,924,525	3.41% #
JUMBO SA (CR)	4,591.95	1.66% #	OTE (CR)	1,098,993	0.07% #
OPAP (CR)	3,266.73	0.31% #	PIRAEUS BANK (CR)	908,017	3.42% #
PIRAEUS BANK (CR)	2,662.88	3.42% #	PPC (CR)	437,758	1.57% #
MOTOR OIL (CR)	1,986.02	-0.28% €	MLS MULTIMEDIA SA (CR)	420,344	14.91% #
MYTILINEOS (CR)	1,523.20	0.92% #	ATTICA BANK S.A. (CR)	372,881	5.37% #
PPC (CR)	1,357.25	1.57% #	OPAP (CR)	337,425	0.31% #

Note: Stocks that are not included in the "Low Dispersion" and "Under Supervision" categories, and the transactions value is more than 10,000 €.



## Derivatives Summary

	Number of Trades	Volume	Open Interest
Index Futures	461	4,777	12,315
FTSE/Athex Large Cap	461	4,777	12,315
Stock Futures	1,521	18,361	339,256
ADMIE (IPTO) HOLDING S.A. (CR)	28	206	7,340
ALPHA BANK (CR)	212	3,457	51,541
ATTICA BANK S.A. (CR)	5	5	7,279
CC HBC AG (CR)	14	41	903
CENERGY HOLDINGS (CB)	0	0	7,616
ELLAKTOR (CR)	65	726	14,018
EUROBANK ERGASIAS (CR)	207	3,484	34,545
EYDAP S.A. (CR)	1	3	289
FOURLIS (CR)	0	0	204
GEK TERNA (CR)	8	46	9,932
HELLENIC EXCHANGES-A.S.E. (CR)	3	7	2,524
HELLENIC PETROLEUM (CR)	14	39	2,239
INTRACOM HOLDINGS (CR)	1	10	3,715
INTRALOT (CR)	39	236	5,501
JUMBO SA (CR)	41	68	494
LAMDA DEVELOPMENT SA (CR)	1	10	2,065
MARFIN INVESTMENT GROUP (CR)	90	2,310	75,447
MOTOR OIL (CR)	8	23	511
MYTILINEOS (CR)	37	76	12,275
NATIONAL BANK (CR)	429	4,618	38,125
OPAP (CR)	11	48	5,261
OTE (CR)	18	99	2,188
P.P.A. S.A. (CR)	1	1	721
PIRAEUS BANK (CR)	219	2,572	28,465
PPC (CR)	47	231	15,190
TERNA ENERGY (CR)	8	12	4,723
TITAN CEMENT (CB)	1	1	65
VIOHALCO SA/NV (CB)	13	32	6,080
Index Options	18	34	1,826
FTSE/Athex Large Cap	18	34	1,826
Stock Options	4	71	1,832
ALPHA BANK (CR)	1	1	155
NATIONAL BANK (CR)	2	60	752
OPAP (CR)	0	0	16
OTE (CR)	0	0	176
PIRAEUS BANK (CR)	0	0	216
PPC (CR)	1	10	517
<b>Total Derivatives Traded</b>	<b>2,004</b>	<b>23,243</b>	<b>355,229</b>











Shares' Notes

Code	Note text
( )	- Adjusted dividends.
*	- Last adjusted closing price.
[1]	- Net dividends.
[2]	- The "Date of Last Coupon" for New listings refers to the date company's stocks started to trade in Athex
[3]	- The Company Market Value is referred to the number of outstanding shares
[4]	- Sectors codification can be found in Appendix A
[5]	- The Market Value refers to the total number of shares listed (including their several classes) in the exchange by the company.
[6]	- P/E greater than 100
[7]	- Last view of the Order Book before the end of the trading session
[8]	- All Blocks Methods' Transactions Value are included.
4750	- Transfer to the Under Surveillance Category from 8/4/2011.
4865	- Suspension of trading as of 2/4/2012.
4887	- Transfer to the Surveillance Category as of 10/4/2012.
4912	- Transfer to the Surveillance Category as of 31/7/2012.
4914	- Suspension of trading as of 31/8/2012.
4918	- Suspension of trading as of 31/8/2012.
4955	- Transfer to the Surveillance Category as from 5/4/2013.
4956	- Transfer to the Surveillance Category as from 5/4/2013.
4957	- Transfer to the Surveillance Category as from 5/4/2013.
4958	- Transfer to the Surveillance Category as from 5/4/2013.
4959	- Transfer to the Surveillance Category as from 5/4/2013.
4983	- Transfer to the Surveillance Category as of 5/4/2013.
5080	- Transfer to the Surveillance Category as of 06/09/2011.
5093	- Transfer to the Surveillance Category as of 8/4/2015.
5095	- Transfer to the Surveillance Category as from 5/4/2013.
5101	- Suspension of trading as of 1/9/2015.
5110	- Suspension of trading as of 08/03/2016.
5112	- Transfer to the Surveillance Category as of 15/04/2016.
5115	- Transfer to the Surveillance Category as of 15/04/2016.
5123	- Transfer to the Surveillance Category as of 10/04/2014
5130	- Suspension of trading as of 18/04/2017.
5136	- Suspension of trading as of 02/05/2017.
5141	- Transfer to the Surveillance Category as of 10/05/2017.
5153	- Suspension of trading as of 03/10/2017.
5154	- Suspension of trading as of 03/10/2017.
5156	- Transfer to the Surveillance Category as of 11/12/2017.
5160	- Transfer to the Surveillance Category as of 15/04/2016.
5161	- Transfer to the Surveillance Category as of 25/11/2011.
5162	- Transfer to the Under Supervision Category as of 21/12/2009.
5165	- Transfer to the Surveillance Category as of 15/02/2018.
5171	- Suspension of trading as of 30/04/2018.
5172	- Suspension of trading as of 30/04/2018.
5174	- Suspension of trading as of 02/05/2018.
5178	- Transfer to the Surveillance Category as of 11/05/2018.
5179	- Suspension of trading as of 25/05/2018.
5190	- Transfer to the Surveillance Category as of 10/04/2012.
5191	- Suspension of trading as of 02/10/2018.
5192	- Suspension of trading as of 02/10/2018.
5193	- Transfer to the Surveillance Category as of 25/10/2018.
5194	- Transfer to the Surveillance Category as of 25/10/2018.
5195	- Transfer to the Surveillance Category as of 27/06/2008.
5197	- Transfer to the Surveillance Category as of 07/11/2018.

---

## Shares' Notes

---

Code	Note text
------	-----------

5205	- Suspension of trading as of 02/05/2019.
------	-------------------------------------------

5206	- Suspension of trading as of 02/05/2019.
------	-------------------------------------------

5207	- Transfer to the Surveillance Category as from 13/05/2019.
------	-------------------------------------------------------------

5216	- Suspension of trading as of 01/10/2019.
------	-------------------------------------------

5217	- Suspension of trading as of 01/10/2019.
------	-------------------------------------------

5218	- Suspension of trading as of 08/10/2019.
------	-------------------------------------------



Securities Blocks Details

Securities	Block Volume	Price	Block Trade Value	Time of approval	Note
JUMBO SA (CR)	35,000	18.19	636,650.00	13:03:09	20
OTE (CR)	100,000	13.40	1,340,000.00	13:28:07	20
OTE (CR)	90,000	13.43	1,208,700.00	14:35:23	20
ALPHA BANK (CR)	757,694	1.79	1,352,483.79	15:53:06	20
JUMBO SA (CR)	17,655	18.28	322,733.40	16:26:59	20
OTE (CR)	286,377	13.42	3,841,747.46	17:09:34	20
ALPHA BANK (CR)	184,000	1.79	328,624.00	17:15:00	20

Blocks Notes

- 9 - Method 6-1 / Special Fees
- 10 - Method 6-1 / Special Fees, SDS
- 14 - Method 6-3 / Settlement, Incomplete Buy and Sell
- 18 - Method 6-2 / SPOT 1
- 19 - Method 6-2 / SPOT 2
- 20 - Method 6-1 and Method 6-1 Same Day Settlement
- 21 - Other Pre-agreed

**Shares Rights Details**

Occured date	Exercise from	Exercise until	Trading until	Rights	Price min	Price max	Closing price	Last Bid	Last Ask	Volume	Trades	Transactions Value
--------------	---------------	----------------	---------------	--------	-----------	-----------	---------------	----------	----------	--------	--------	--------------------

No Rights Transactions.

---

**Securities Forced Sales**

---

Securities	Category of Security	Transaction s Volume	Number of Trades	Transactions Value	Note
------------	----------------------	-------------------------	---------------------	-----------------------	------

---

No Forced Transactions.

---

---

**Forced Sales Notes**

---

- 1 - Normal Forced Sale.
- 2 - Forced Sales of Fixed Registered Shares.
- 3 - Forced Sales of Remaining Stock Fractions.

**Forced Sales Registered Shares**

Securities	Start Date	End Date	Initial Volume	Remaining Volume	Date	Avg price (day)	Avg price (period)	Number of Trades	Transactions Volume	Transactions Value
------------	------------	----------	----------------	------------------	------	-----------------	--------------------	------------------	---------------------	--------------------

No Fixed Registered Shares Forced Sales.

**Forced Sales Notes**

According to Decision 1/380/04.05.2008 of the Hellenic Republic Capital Market Commission, the certificated registered shares that have not been deposited to the issuer for dematerialisation, will be auctioned in the Athens Exchange by the supervising issuer. Forced sales procedure is held according to Article 99A of the Athens Exchange Rulebook. The average price of the period is calculated by dividing the Total transactions value by the Total volume and includes all the transactions made until the current date.

## Exchange Traded Funds (ETFs) Characteristics

	Transactions Date (T)	Creation / Redemption	Units (T-1)	New Units (T-1)	Redemptio n Units (T-	Units (T) [1]	Fund Assets [2]	Net Unit Price	Dividen d per	Dividend Date
#Error										

## ETFs Notes

No data for ETFs.

[2] - The Creation / Redemption Units of T-1 are included.

## Convertible Corporate Bonds - Regulated Market

Num Listed Bonds	Nominal price	Issue price	Today's Rate	Exp. Date	Duration (years)	Note	Coupon		Trading	Corporate Bonds	Price min	Price max	Closing price	Previous closing price/date	Volume	Transactions Value	Last order			ear min	Year max
							Common	Preferred									Price	Buy / Sell	Date		
171,268,704	0.30	0.30	1.00	11/10/2025	9	---	13	---	1	FORTHNET S.A. (Convertible)	---	---	---	---	---	---	1.0000	B	23/10/2019	100.0000	100.0000

## Corporate Bonds Notes

Transactions Volume = (Pieces) \* (Nominal Price). Transactions Value = (Pieces) \* (Nominal Price) \* (price %) + (Accrued interest).

The price of a Bond is stated as a percentage (%) of Bond's Nominal Price.

Nominal Price in Euros (€), except if it is noted differently.

## Non Convertible Corporate Bonds - Regulated Market

Num Listed Bonds	Nominal price	Issue price	Today's Rate	Exp. Date	Duration (years)	Note	Coupon		Trading	Corporate Bonds	Accrued Int.	Yield.T.Mat	Price min	Price max	Closing price	Previous closing price/date	Volume	Transactions Value	Last order		ear min	Year max		
							Common	Preferred											Price	Buy / Sell			Date	
175,000	1,000.00	1,000.00	3.40	26/07/2024	5	---	1	---	1	ATTICA HOLDINGS S.A. (Non Convertible)	10.4833	2.8570	102.0000	102.4000	102.1554	102.2700	11/11/2019	390,000	402,494.75	102.0900	B	12/11/2015	101.3167	103.4000
300,000	1,000.00	1,000.00	3.10	27/06/2022	5	---	5	---	1	MYTILINEOS HOLDINGS S.A. (Non Convertible)	12.0556	2.4320	101.2000	101.3000	101.2157	101.2500	11/11/2019	210,000	215,084.67	101.0000	B	12/11/2015	100.5818	103.4000
50,000	1,000.00	1,000.00	4.35	20/06/2022	5	---	5	---	1	SYSTEMS SUNLIGHT S.A. (Non Convertible)	17.7625	3.5030	101.1500	101.1600	101.1515	102.0000	11/11/2019	104,000	107,044.91	101.5000	B	12/11/2015	99.4118	104.5000
200,000	1,000.00	1,000.00	3.50	21/03/2022	5	---	6	---	1	O.P.A.P. S.A. (Non Convertible)	5.0556	2.7510	100.7200	101.1000	101.1000	100.7200	11/11/2019	140,000	142,095.78	100.8500	B	12/11/2015	100.5201	103.5200
25,000	1,000.00	1,000.00	4.95	26/06/2023	5	---	3	---	1	B&F COMM. & GARM. INDUS. S.A. (Non Convertible)	19.3875	7.6060	90.5400	92.9950	90.8617	92.5470	11/11/2019	23,000	21,344.11	91.0100	B	12/11/2015	90.1276	98.5000
90,000	1,000.00	1,000.00	3.00	11/05/2023	5	---	4	---	1	CORAL A.E. (Non Convertible)	0.2500	1.9460	103.2000	103.2000	103.2000	103.2920	11/11/2019	53,000	54,709.25	103.0000	B	12/11/2015	100.2726	104.9499
120,000	1,000.00	1,000.00	3.95	04/04/2025	7	---	4	---	1	GEK TERNA S.A. (Non Convertible)	4.4986	2.4460	106.5000	106.5000	106.5000	106.3400	11/11/2019	32,000	34,223.96	106.1200	B	12/11/2015	99.0000	107.2000
40,000,000	1.00	1.00	5.00	04/10/2021	5	---	13	---	1	HOUSEMARKET S.A. (Non Convertible)	0.0057	2.3470	104.2000	104.2010	104.2000	104.5000	11/11/2019	37,279	39,057.09	104.2000	B	12/11/2015	101.9500	106.1000
150,000	1,000.00	1,000.00	2.60	22/10/2026	7	---	1	---	1	TERNA ENERGY FINANCE S.A. (Non Convertible)	1.6611	2.1890	102.1500	102.5000	102.4908	102.3460	11/11/2019	253,000	259,470.11	102.5000	B	12/11/2015	101.0000	102.6900
200,000	1,000.00	1,000.00	3.60	12/03/2026	7	---	2	---	1	AEGEAN AIRLINES S.A. (Non Convertible)	6.3000	2.4500	106.0510	106.8000	106.0510	106.5530	11/11/2019	124,000	132,793.40	106.0510	B	12/11/2015	100.3628	107.9000

## Corporate Bonds Notes

Transactions Volume = (Pieces) \* (Nominal Price). Transactions Value = (Pieces) \* (Nominal Price) \* (price %) + (Accrued interest).

The price of a Bond is stated as a percentage (%) of Bond's Nominal Price.

Nominal Price in Euros (€), except if it is noted differently.

## Government Bonds

Number Listed Bonds	Nominal price	Today's Rate	Accrued Interest Calc	Exp. Date [1]	Duration (years)	Note	Coupons Date	Curr. coupon value	Trading Unit	Government Bonds	Price min	Price max	Closing price	Previous closing price/date	Volume	Transactions Value	Price	Last order Buy / Sell	Date
3,000,000	1,000.00	4.38	Actual/Actual	01/08/2022	5	---	01/08	4.38	1	GGB-FXD-010822-05Y-4.375-1.000	---	---	---	---	---	---	1.0000	B	28/11/2018
2,500,000	1,000.00	3.45	Actual/Actual	02/04/2024	5	---	02/04	3.45	1	GGB-FXD-020424-05Y-3.450-1.000	---	---	---	---	---	---	---	---	---
4,355,990,324	1.00	3.50	Actual/Actual	30/01/2023	5	---	01/02 - 31/01	3.50	1	GGB-FXD-300123-05Y-3.500-1.000	---	---	---	94.5720 13/07/2018	---	---	1.0000	B	28/11/2018
5,962,747,327	1.00	3.75	Actual/Actual	30/01/2028	10	---	/02 - 01/02 - 31/	3.75	1	GGB-FXD-300128-10Y-3.750-1.000	---	---	---	85.4610 13/07/2018	---	---	1.0000	B	28/11/2018
6,091,218,404	1.00	3.90	Actual/Actual	30/01/2033	15	---	/02 - 01/02 - 31/	3.90	1	GGB-FXD-300133-15Y-3.900-1.000	---	---	---	78.6730 13/07/2018	---	---	1.0000	B	28/11/2018
4,805,399,486	1.00	4.00	Actual/Actual	30/01/2037	19	---	/02 - 01/02 - 31/	4.00	1	GGB-FXD-300137-19Y-4.000-1.000	---	---	---	77.0370 13/07/2018	---	---	1.0000	B	28/11/2018
4,603,713,186	1.00	4.20	Actual/Actual	30/01/2042	24	---	/02 - 01/02 - 31/	4.20	1	GGB-FXD-300142-24Y-4.200-1.000	---	---	---	77.7640 13/07/2018	---	---	1.0000	B	28/11/2018
550,418,123	1.00	3.00	Actual/Actual	24/02/2023	11	---	24/02	3.00	1	GGB-FXD-240223-11Y-2.000-1.000	---	---	---	10.0000 22/06/2015	---	10.0000	B	11/07/2019	
445,007,576	1.00	3.00	Actual/Actual	24/02/2024	12	---	24/02	3.00	1	GGB-FXD-240224-12Y-2.000-1.000	---	---	---	10.0000 22/06/2015	---	---	---	---	---
423,674,226	1.00	3.00	Actual/Actual	24/02/2025	13	---	24/02	3.00	1	GGB-FXD-240225-13Y-2.000-1.000	---	---	---	10.0000 22/06/2015	---	---	---	---	---
212,292,153	1.00	3.00	Actual/Actual	24/02/2026	14	---	24/02	3.00	1	GGB-FXD-240226-14Y-2.000-1.000	---	---	---	10.0000 22/06/2015	---	---	---	---	---
160,621,352	1.00	3.00	Actual/Actual	24/02/2027	15	---	24/02	3.00	1	GGB-FXD-240227-15Y-2.000-1.000	---	---	---	10.0000 22/06/2015	---	---	---	---	---
183,244,055	1.00	3.00	Actual/Actual	24/02/2028	16	---	24/02	3.00	1	GGB-FXD-240228-16Y-2.000-1.000	---	---	---	10.0000 22/06/2015	---	---	---	---	---
164,802,894	1.00	3.00	Actual/Actual	24/02/2029	17	---	24/02	3.00	1	GGB-FXD-240229-17Y-2.000-1.000	---	---	---	10.0000 22/06/2015	---	---	---	---	---
165,460,943	1.00	3.00	Actual/Actual	24/02/2030	18	---	24/02	3.00	1	GGB-FXD-240230-18Y-2.000-1.000	---	---	---	10.0000 22/06/2015	---	---	---	---	---
129,007,241	1.00	3.00	Actual/Actual	24/02/2031	19	---	24/02	3.00	1	GGB-FXD-240231-19Y-2.000-1.000	---	---	---	10.0000 22/06/2015	---	---	---	---	---
126,192,683	1.00	3.00	Actual/Actual	24/02/2032	20	---	24/02	3.00	1	GGB-FXD-240232-20Y-2.000-1.000	---	---	---	10.0000 22/06/2015	---	---	---	---	---
146,905,168	1.00	3.00	Actual/Actual	24/02/2033	21	---	24/02	3.00	1	GGB-FXD-240233-21Y-2.000-1.000	---	---	---	10.0000 22/06/2015	---	---	---	---	---
154,475,606	1.00	3.00	Actual/Actual	24/02/2034	22	---	24/02	3.00	1	GGB-FXD-240234-22Y-2.000-1.000	---	---	---	10.0000 22/06/2015	---	---	---	---	---
144,429,441	1.00	3.00	Actual/Actual	24/02/2035	23	---	24/02	3.00	1	GGB-FXD-240235-23Y-2.000-1.000	---	---	---	10.0000 22/06/2015	---	---	---	---	---
166,211,676	1.00	3.00	Actual/Actual	24/02/2036	24	---	24/02	3.00	1	GGB-FXD-240236-24Y-2.000-1.000	---	---	---	10.0000 22/06/2015	---	---	---	---	---
145,461,669	1.00	3.00	Actual/Actual	24/02/2037	25	---	24/02	3.00	1	GGB-FXD-240237-25Y-2.000-1.000	---	---	---	10.0000 22/06/2015	---	---	---	---	---
146,941,087	1.00	3.00	Actual/Actual	24/02/2038	26	---	24/02	3.00	1	GGB-FXD-240238-26Y-2.000-1.000	---	---	---	10.0000 22/06/2015	---	---	---	---	---
135,115,612	1.00	3.00	Actual/Actual	24/02/2039	27	---	24/02	3.00	1	GGB-FXD-240239-27Y-2.000-1.000	---	---	---	10.0000 22/06/2015	---	---	---	---	---
141,909,637	1.00	3.00	Actual/Actual	24/02/2040	28	---	24/02	3.00	1	GGB-FXD-240240-28Y-2.000-1.000	---	---	---	10.0000 22/06/2015	---	---	---	---	---
136,788,720	1.00	3.00	Actual/Actual	24/02/2041	29	---	24/02	3.00	1	GGB-FXD-240241-29Y-2.000-1.000	---	---	---	10.0000 22/06/2015	---	---	---	---	---
163,643,410	1.00	3.00	Actual/Actual	24/02/2042	30	---	24/02	3.00	1	GGB-FXD-240242-30Y-2.000-1.000	---	---	---	10.0000 22/06/2015	---	---	---	---	---
4,000,000	1,000.00	3.88	Actual/Actual	12/03/2029	10	---	12/03	3.88	1	GGB-FXD-120329-10Y-3.875-1.000	---	---	---	---	---	---	100.0000	B	15/10/2019
503,753	1,000.00	0.32	FLR Actual/360	16/09/2021	2	---	16/03 - 16/09	---	1	GGB-FLT-160921-02Y-0.319-1.000	---	---	---	---	---	---	---	---	---
3,000,000	1,000.00	3.38	Actual/Actual	15/02/2025	7	---	15/02	3.38	1	GGB-FXD-150225-07Y-3.375-1.000	---	---	---	---	---	---	---	---	---
250,250	1,000.00	2.90	Actual/Actual	20/03/2023	4	---	20/03	2.90	1	GGB-FXD-200323-04Y-2.900-1.000	---	---	---	---	---	---	---	---	---
964,000	1,000.00	3.25	Actual/Actual	20/03/2025	6	---	20/03	3.25	1	GGB-FXD-200325-06Y-3.250-1.000	---	---	---	---	---	---	---	---	---
2,100,000	1,000.00	3.55	Actual/Actual	20/03/2026	7	---	20/03	3.55	1	GGB-FXD-200326-07Y-3.550-1.000	---	---	---	---	---	---	---	---	---
2,500,000	1,000.00	1.88	Actual/Actual	23/07/2026	7	---	23/07	1.88	1	GGB-FXD-230726-07Y-1.875-1.000	---	---	---	---	---	---	---	---	---

## Government Bonds Notes

Transactions Volume = (Pieces) \* (Nominal Price). Transactions Value = (Pieces) \* (Nominal Price) \* (price %) + (Accrued interest).

The Value of current coupon for the issues with NV 0.01 euro refers to NV 100 euros

FLR: Floating Interest Rate.

[1] - The Expiration Date of the interest bearing period and the Date for coupon payment.



## Government Bonds

Number Listed Bonds	Nominal price	Today's Rate	Accrued Interest Calc	Exp. Date [1]	Duration (years)	Note	Coupons Date	Curr. coupon value	Trading Unit	Government Bonds	Price min	Price max	Closing price	Previous closing price/date	Volume	Transactions Value	Price	Last order Buy / Sell	Date
---------------------	---------------	--------------	-----------------------	---------------	------------------	------	--------------	--------------------	--------------	------------------	-----------	-----------	---------------	-----------------------------	--------	--------------------	-------	-----------------------	------

## Government Bonds Notes

Transactions Volume = (Pieces) \* (Nominal Price). Transactions Value = (Pieces) \* (Nominal Price) \* (price %) + (Accrued interest).

The Value of current coupon for the issues with NV 0.01 euro refers to NV 100 euros

FLR: Floating Interest Rate.

[1] - The Expiration Date of the interest bearing period and the Date for coupon payment.

## Treasury Bills &amp; Zero Coupon Government Bonds

Issue Date	13-Week Maturity									26-Week Maturity									52-Week Maturity								
	Exp. Date	Initial Rate	Num Listed Bonds	Nominal price	Issue price	Last Trade Price	Last Trade Date	Volume Traded	Note	Exp. Date	Initial Rate	Num Listed Bonds	Nominal price	Issue price	Last Trade Price	Last Trade Date	Volume Traded	Note	Exp. Date	Initial Rate	Num Listed Bonds	Nominal price	Issue price	Last Trade Price	Last Trade Date	Volume Traded	Note
14/12/2018	---	---	---	---	---	---	---	---	---	---	---	---	---	---	---	---	---	---	13/12/2019	1.09	1,000,000	1,000.00	989.10	---	---	---	---
15/03/2019	---	---	---	---	---	---	---	---	---	---	---	---	---	---	---	---	---	---	13/03/2020	0.95	1,000,000	1,000.00	990.50	---	---	---	---
14/06/2019	---	---	---	---	---	---	---	---	---	---	---	---	---	---	---	---	---	---	12/06/2020	0.47	1,000,000	1,000.00	995.30	---	---	---	---
13/09/2019	---	---	---	---	---	---	---	---	---	---	---	---	---	---	---	---	---	---	11/09/2020	0.29	1,000,000	1,000.00	997.05	---	---	---	---

Bonds in Circulation	Currency / Min nominal traded Value	Coupons Payment Date	Current Coupon Value	Note	Coupon	Trading Unit	Issue Date	Duration (years)	Today's Interest	A.I.C in days	Bonds	Last price of previous days		Last Outcry in Cash (euro)		Trades in Pieces	Life min	Life Max	
												Price	Buy / Sell	Price	Buy / Sell				
<b>Corporate Bonds in Foreign Currency and Euro</b>																			
103,746	GBP / 10	01/12	0.25	---	60	1	01/12/1930	98	2.5	360	National Mortgage Bank	2.27	05/02/1996	2.27	S	05/02/1996	---	2.27	2.27
0	GBP / 10	01/12	0.25	---	62	1	01/12/1928	100	2.5	360	National Mortgage Bank	---	---	---	---	---	---	---	---

---

**Government Bonds Notes**


---

A.I.C: Accrued Interest Calculation base.

FLR: Floating Interest Rate.

The minimum tradeable Nominal Value for all Demeterialised Government Titles is 100 Euros.

(μτφρ-0)

**Athex & ATHEXClear Members List**

Member Name	Stock Market			Derivatives Market		ATHEXClear Member				
	Address	Phone	Fax	Market Member	Remote Member	Market Maker	Proprietary	Market Maker	General Clearing	Direct Clearing
<b>A. SARRIS SECURITIES S.A.</b>				a						
6, DRAGATSANIOU ATHINA	+30 2103367700	210-3312324								
<b>ALPHA BANK A.E.</b>									a	
40, STADIOU STR ATHINA	(210)-3265546	(210)-3265811								
	(210)-3260000	(210)-3264116								
103, AVE. ATHINON ATHINA	+30 2103436820	210-3436270								
<b>ALPHA FINANCE INVESTMENT SERVICES S.A.</b>				a		a	a	a		a
5, MERLIN ATHINA	+30 2103677400	210-33311193								
<b>ARGUS STOCKBROKERS LTD</b>				a	a		a			
25, DIMOSTHENI SEVERI AVE NICOSIA	+357 22717000	0035722717070								
<b>ATLANTIC SECURITIES LIMITED</b>				a	a					
37, PRODROMOU NICOSIA	+357 22445400	00357 22661914								
<b>AXON SECURITIES S.A.</b>				a			a			
48, STADIOU ATHINA	+30 2103363800	210-3243903								
<b>BETA SECURITIES S.A.</b>				a		a	a			a
29, ALEXANDRAS AVEN. & VRAILA ATHINA	+30 2106478900	210-6410139								
<b>BNP PARIBAS SECURITIES SERVICES</b>									a	
2, LAMPSAKOU ATHINA	+30 2107468500	210-7468579-581								
<b>CAPITAL SECURITIES S.A.</b>				a			a			
58, MITROPOLEOS ATHINA	+30 2103369700	+30 210 3369820								
<b>CFS SECURITIES-INVESTMENT SERVICES S.A.</b>				a						
3, PAPARRIGOPOULOU ATHINA	+30 2103360800	+30 210-3360980								
<b>CITIGROUP GLOBAL MARKET LTD</b>				a	a					
1, CITIGROUP CENTER, CANADA SQ., CANARY WHARF LONDON	+44 02079864000									
<b>CITIGROUP GLOBAL MARKETS EUROPE AG</b>				a	a					
16, REUTERWEG FRANKFURT										
<b>CREDIT SUISSE SECURITIES (EUROPE) LIMITED</b>				a	a					
1, CABOT SQUARE LONDON	+44 2078888888									
<b>CYCLOS SECURITIES S.A.</b>				a			a			a
39, PANEPISTIMIOU ATHINA	+30 2103364300	+30 210-3239122								
<b>DEUTSCHE BANK S.A.</b>					a					
1, GREAT WINCHESTER STREET LONDON	+44 20 754 54209	00441133361437								
<b>DYNAMIC SECURITIES S.A.</b>				a			a			a
, SYGROU AVENUE 223 & TRALLEON 2 NEA SMYRNI	+30 2103677700	210-3677777								
<b>EUROBANK EQUITIES INVESTMENT FIRM S.A</b>				a		a	a	a		a
, FILELLINON 10 & XENOFONTOS 13 ATHINA	+30 2103720000	210-3720001								
<b>EUROBANK ERGASIAS S.A.</b>									a	
8, OTHONOS ATHINA	+30 2103337000	210-3245916								
8, OTHONOS STR. ATHINA	(210)-3337000	(210)-3233866								
	(210)-3337969	(210)-3245916								
<b>EUROCORP INVESTMENT SERVICES S.A.</b>				a			a			a
14, FILIKIS ETERIAS SQ, ATHINA	+30 2107263500	2107263666								
<b>EUROTRUST INVESTMENT FIRM SA</b>				a						
113, SEVASTOUPOLEOS ATHINA	+30 2103363100	+30 210-3238334								
<b>EUROXX SECURITIES S.A.</b>				a		a	a	a		a
7, PALAIOLOGOU CHALANDRI	(210)-6879400	(210)-6879401								
7, PALEOLOGOU CHALANDRI	+30 2106879400	210-6879401								
<b>G. A. PERVANAS SECURITIES-INVESTMENT SERVICES CO S.A.</b>				a						
7-9, SOFOKLEOUS ATHINA	+30 2103727200	210-3210-291								
<b>GLOBAL CAPITAL SECURITIES AND FINANCIAL SERVICES LTD</b>				a	a					
50, AVE. ARCHIEPISKOPOU MAKARIOU NICOSIA	+357 22710710	357 22339332								
<b>HELLENIC BANK (INVESTMENTS) LTD</b>					a					
, AVE. KYRIAKOU MATSI 31 - PO BOX 24747 NICOSIA	+357 22500100	357 22500110								
<b>HELLENIC-AMERICAN SECURITIES S.A.</b>				a		a	a			a
27, ANDREA PAPANDEOU ATHINA	+30 2103311100	+30 210-3215968								
<b>HSBC FRANCE</b>									a	
109-111, AVE. MESOGION ATHINA	+30 2106960000	210-6929336								
<b>INDEX SECURITIES S.A.</b>				a						
6, DRAGATSANIOU ATHINA	+30 2103213920	+30 210-3213216								
<b>J. CHR. MAVRIKIS SECURITIES S.A.</b>				a						
5, SOFOKLEOUS ATHINA	+30 2103216730	210-3217767								
<b>KAPPA SECURITIES S.A.</b>				a			a			
15, VALAORITOU ATHINA	+30 2103678600	+30 210-3641002								

**Athex & ATHEXClear Members List**

Member Name	Stock Market			Derivatives Market		ATHEXClear Member				
	Address	Phone	Fax	Market Member	Remote Member	Market Maker	Proprietary	Market Maker	General Clearing	Direct Clearing
<b>KARAMANOF SECURITIES AND INVESTMENT SERVICES S.A.</b>				a			a			
2, SQ. AGION THEODORON ATHINA	+30 2103212947	+30 210-3217088								
<b>LAIKI FINANCIAL SERVICES LTD</b>					a					
26, AVE. VYRONOS NICOSIA	357 22367367	357 22718567								
<b>LEON DEPOLAS SECURITIES S.A.</b>				a		a	a			
1, CHRISTOU LADA ATHINA	+30 2103213276	+30 210-3211618								
<b>MEGA EQUITY SECURITIES &amp; FINANCIAL SERVICES PUBLIC LTD</b>				a	a		a			
42-44, AVE. GRIVA DIGENI NICOSIA	+357 22711711	357 22711811								
<b>MERIT SECURITIES S.A</b>				a		a	a			a
5, SOFOKLEOUS ATHINA	+30 2141008800	210-3671830								
<b>MERRILL LYNCH INTERNATIONAL</b>				a	a					
2, KING EDWARD STREET LONDON	+44 20276281000									
<b>N. CHRYSOCHOIDIS STOCK BROKERAGE I.S.S.A.</b>				a			a			a
7-9, SOFOKLEOUS ATHINA	+30 2103213913	+30 210-3216115								
<b>NATIONAL BANK OF GREECE S.A.</b>				a		a	a		a	
68, AKADIMIAS STR. ATHINA	(210)-3328817	(210)-3328678								
86, AILOU STR. ATHINA	(210)-3341000	(210)-3228187								
<b>NATIONAL SECURITIES S.A</b>				a		a	a	a		
66, KIFISIAS AVE, BUILDING A ATHINA	+30 2107720000	+30 210-7720002								
<b>NUNTIUS BROKERAGE AND INVESTMENT SERVICES S.A</b>				a						
6, DRAGATSANIOU ATHINA	+30 2103350599	+30210-3254846								
<b>ONE PLUS CAPITAL LIMITED</b>				a	a					
, 75 PRODROMOU AVENUE, ONEWORLD PARKVIEW HOUSE, 3RD FLOOR, NEW YORK	+1 212 2873760									
<b>OPTIMA BANK S.A.</b>				a		a	a	a	a	
32, EGIALIAS & PARADISOU MAROUSI	+30 2108173111	+30 210-6896325								
<b>PANTELAKIS SECURITIES S.A.</b>				a		a	a	a		
57, ETHNIKIS ANTISTATIS B CHALANDRI	+30 2106965000	210-6929550								
<b>PEGASUS SECURITIES S.A</b>				a			a			
17, VALAORITOU & AMERIKIS ATHINA	+30 2103670700	+30 210-3670760								
<b>PIRAEUS BANK S.A.</b>				a			a		a	
4, AMERIKIS STR. ATHINA	(210)-3335000	(210)-3335079								
4, AMERIKIS STR ATHINA	(210)-3335918	(210)-3254207								
4, AMERIKIS ATHINA	+30 2103335000	210-3335079								
<b>PIRAEUS SECURITIES S.A.</b>				a		a	a	a		a
10, STADIOU ATHINA	+30 2103354100	210-3354170								
<b>PROCHOICE SECURITIES LTD</b>				a	a					
57, SPYROU KYPRIANOY NICOSIA	+357-24-661192	+357-24-662464								
<b>SHARELINK SECURITIES-FINANCIAL SERVICES LTD</b>				a	a		a			
6, THEOTOKI MEGARO ELLINA NICOSIA	+357 22554200	+357 22750852								
<b>SOCIETE GENERALE S.A.</b>				a	a		a			
, 17 COURS VALMY 92987 PUTEAUX - LA DEFENSE PARIS	+33 157290504	+33142138697								
<b>SOLIDUS SECURITIES S.A</b>				a			a			a
64, LOUIZIS RIANCOUR ATHINA	+30 2106900600	210-6985421								
<b>ST. EM. LAVRENTAKIS SECURITIES S.A.</b>				a			a			
7-9, SOFOKLEOUS ATHINA	+30 2103213336	+30 210-3246572								
<b>THE CYPRUS INVESTMENT &amp; SECURITIES CORPORATION LTD</b>				a	a					
154, LIMASSOL AVENUE, STROVOLOS NICOSIA	+357 22121700	357 22338800								
<b>UBS LIMITED</b>					a					
1, FINSBURY AVENUE LONDON	+44 2075687135									

List of Stocks under Market Making operations

Securities	Market Maker	Start Market Making	Stock Category
ADMIE (IPTO) HOLDING S.A. (CR)	PIRAEUS SECURITIES S.A.	29/06/2017	Main Market
ALPHA BANK (CR)	ALPHA FINANCE INVESTMENT SERVICES S.A.	29/02/2016	Main Market
	EUROBANK EQUITIES INVESTMENT FIRM S.A	24/10/2012	
	HELLENIC-AMERICAN SECURITIES S.A.	06/02/2019	
	LEON DEPOLAS SECURITIES S.A.	04/01/2016	
	MERIT SECURITIES S.A	03/09/2013	
	NATIONAL SECURITIES S.A	15/01/2013	
	PIRAEUS SECURITIES S.A.	28/05/2013	
ALUMIL (CR)	BETA SECURITIES S.A.	18/07/2013	Main Market
AS COMPANY SA (CR)	EUROBANK EQUITIES INVESTMENT FIRM S.A	01/04/2019	Main Market
ATTICA BANK S.A. (CR)	EUROBANK EQUITIES INVESTMENT FIRM S.A	11/11/2019	Main Market
	EUROXX SECURITIES S.A.	22/01/2016	
	PIRAEUS SECURITIES S.A.	20/09/2017	
ATTICA HOLDINGS (CR)	HELLENIC-AMERICAN SECURITIES S.A.	28/12/2017	Main Market
AUTOHELLAS SA (CR)	ALPHA FINANCE INVESTMENT SERVICES S.A.	01/07/2019	Main Market
	EUROXX SECURITIES S.A.	02/07/2018	
AVAX S.A. (CR)	EUROBANK EQUITIES INVESTMENT FIRM S.A	14/12/2015	Main Market
BRIQ PROPERTIES (CR)	EUROBANK EQUITIES INVESTMENT FIRM S.A	09/01/2019	Main Market
BYTE COMPUTER SA (CR)	MERIT SECURITIES S.A	04/08/2013	Main Market
CC HBC AG (CR)	EUROBANK EQUITIES INVESTMENT FIRM S.A	23/10/2013	Main Market
	NATIONAL SECURITIES S.A	29/04/2013	
	PIRAEUS SECURITIES S.A.	04/05/2015	
CENERGY HOLDINGS (CB)	ALPHA FINANCE INVESTMENT SERVICES S.A.	02/01/2017	Main Market
	EUROBANK EQUITIES INVESTMENT FIRM S.A	02/01/2017	
CNL CAPITAL (CR)	MERIT SECURITIES S.A	01/10/2018	Main Market
EKTER SA (CR)	EUROBANK EQUITIES INVESTMENT FIRM S.A	16/10/2017	Main Market
	LEON DEPOLAS SECURITIES S.A.	21/05/2018	
ELASTRON (CR)	LEON DEPOLAS SECURITIES S.A.	20/02/2017	Main Market
ELLAKTOR (CR)	ALPHA FINANCE INVESTMENT SERVICES S.A.	14/03/2019	Main Market
	EUROXX SECURITIES S.A.	24/09/2018	
	HELLENIC-AMERICAN SECURITIES S.A.	14/01/2019	
	NATIONAL SECURITIES S.A	25/06/2013	
	PIRAEUS SECURITIES S.A.	22/10/2018	
ELTON SA (CR)	BETA SECURITIES S.A.	03/09/2013	Main Market
	LEON DEPOLAS SECURITIES S.A.	01/04/2019	
ELVALHALCOR (CR)	ALPHA FINANCE INVESTMENT SERVICES S.A.	07/05/2018	Main Market
	EUROBANK EQUITIES INVESTMENT FIRM S.A	07/05/2018	
EUROBANK ERGASIAS (CR)	ALPHA FINANCE INVESTMENT SERVICES S.A.	08/01/2013	Main Market
	EUROBANK EQUITIES INVESTMENT FIRM S.A	01/06/2013	
	HELLENIC-AMERICAN SECURITIES S.A.	25/07/2014	
	MERIT SECURITIES S.A	06/11/2017	
	NATIONAL SECURITIES S.A	01/01/2017	
	PIRAEUS SECURITIES S.A.	28/09/2013	
EUROPEAN RELIANCE INSUR. (CR)	EUROBANK EQUITIES INVESTMENT FIRM S.A	08/07/2019	Main Market
	PANTELAKIS SECURITIES S.A.	15/07/2019	
EYDAP S.A. (CR)	EUROBANK EQUITIES INVESTMENT FIRM S.A	10/06/2019	Main Market

List of Stocks under Market Making operations

Securities	Market Maker	Start Market Making	Stock Category
<b>FOURLIS (CR)</b>			Main Market
	EUROBANK EQUITIES INVESTMENT FIRM S.A	01/12/2016	
	EUROXX SECURITIES S.A.	01/12/2016	
	PIRAEUS SECURITIES S.A.	06/03/2017	
<b>GEK TERNA (CR)</b>			Main Market
	HELLENIC-AMERICAN SECURITIES S.A.	07/09/2015	
	PIRAEUS SECURITIES S.A.	29/08/2019	
<b>GR. SARANTIS S.A. (CR)</b>			Main Market
	BETA SECURITIES S.A.	14/05/2013	
	EUROBANK EQUITIES INVESTMENT FIRM S.A	24/10/2016	
<b>HELLENIC EXCHANGES-A.S.E. (CR)</b>			Main Market
	NATIONAL SECURITIES S.A	25/06/2013	
	PIRAEUS SECURITIES S.A.	04/05/2015	
<b>HELLENIC PETROLEUM (CR)</b>			Main Market
	HELLENIC-AMERICAN SECURITIES S.A.	14/09/2015	
	PIRAEUS SECURITIES S.A.	20/03/2017	
<b>IKTINOS HELLAS SA (CR)</b>			Main Market
	ALPHA FINANCE INVESTMENT SERVICES S.A.	01/04/2019	
	EUROBANK EQUITIES INVESTMENT FIRM S.A	25/02/2019	
	NATIONAL SECURITIES S.A	24/07/2019	
<b>INTERCONTINENTAL (CR)</b>			Main Market
	LEON DEPOLAS SECURITIES S.A.	03/06/2019	
<b>INTRACOM HOLDINGS (CR)</b>			Main Market
	LEON DEPOLAS SECURITIES S.A.	08/10/2018	
<b>INTRALOT (CR)</b>			Main Market
	EUROBANK EQUITIES INVESTMENT FIRM S.A	18/12/2017	
	EUROXX SECURITIES S.A.	12/06/2017	
	HELLENIC-AMERICAN SECURITIES S.A.	30/05/2018	
	PANTELAKIS SECURITIES S.A.	07/05/2018	
	PIRAEUS SECURITIES S.A.	28/09/2013	
<b>JUMBO SA (CR)</b>			Main Market
	MERIT SECURITIES S.A	06/11/2017	
	PIRAEUS SECURITIES S.A.	06/03/2017	
<b>KARAMOLEGOS SA (CR)</b>			Main Market
	EUROXX SECURITIES S.A.	04/10/2019	
<b>KLOUKINAS - LAPPAS SA (CR)</b>			Main Market
	BETA SECURITIES S.A.	22/09/2014	
<b>KRI-KRI S.A. (CR)</b>			Main Market
	EUROBANK EQUITIES INVESTMENT FIRM S.A	07/05/2018	
	LEON DEPOLAS SECURITIES S.A.	16/01/2017	
<b>LAMDA DEVELOPMENT SA (CR)</b>			Main Market
	EUROBANK EQUITIES INVESTMENT FIRM S.A	08/12/2014	
	PANTELAKIS SECURITIES S.A.	06/11/2017	
	PIRAEUS SECURITIES S.A.	29/06/2017	
<b>LAMPSA HOTEL SA (CR)</b>			Main Market
	LEON DEPOLAS SECURITIES S.A.	16/01/2017	
<b>MARFIN INVESTMENT GROUP (CR)</b>			Main Market
	PIRAEUS SECURITIES S.A.	02/02/2013	
<b>MLS MULTIMEDIA SA (CR)</b>			Main Market
	PIRAEUS SECURITIES S.A.	01/08/2019	
<b>MOTOR OIL (CR)</b>			Main Market
	HELLENIC-AMERICAN SECURITIES S.A.	01/09/2014	
	LEON DEPOLAS SECURITIES S.A.	01/04/2019	
	MERIT SECURITIES S.A	25/02/2019	
	NATIONAL SECURITIES S.A	17/02/2014	
	PIRAEUS SECURITIES S.A.	04/05/2015	
<b>MYTILINEOS (CR)</b>			Main Market
	ALPHA FINANCE INVESTMENT SERVICES S.A.	15/04/2019	
	EUROBANK EQUITIES INVESTMENT FIRM S.A	20/09/2017	
	MERIT SECURITIES S.A	25/02/2019	
	NATIONAL SECURITIES S.A	25/06/2013	
	PIRAEUS SECURITIES S.A.	04/05/2015	

List of Stocks under Market Making operations

Securities	Market Maker	Start Market Making	Stock Category
<b>NATIONAL BANK (CR)</b>			
	ALPHA FINANCE INVESTMENT SERVICES S.A.	08/01/2013	Main Market
	EUROBANK EQUITIES INVESTMENT FIRM S.A	24/10/2012	
	HELLENIC-AMERICAN SECURITIES S.A.	25/07/2014	
	LEON DEPOLAS SECURITIES S.A.	20/04/2015	
	MERIT SECURITIES S.A	03/09/2013	
	NATIONAL SECURITIES S.A	28/02/2013	
	PIRAEUS SECURITIES S.A.	08/09/2013	
<b>OPAP (CR)</b>			
	ALPHA FINANCE INVESTMENT SERVICES S.A.	08/01/2013	Main Market
	EUROBANK EQUITIES INVESTMENT FIRM S.A	24/10/2012	
	HELLENIC-AMERICAN SECURITIES S.A.	25/07/2014	
	MERIT SECURITIES S.A	20/03/2017	
	NATIONAL SECURITIES S.A	15/01/2013	
	PIRAEUS SECURITIES S.A.	04/05/2015	
<b>OTE (CR)</b>			
	ALPHA FINANCE INVESTMENT SERVICES S.A.	08/01/2013	Main Market
	EUROBANK EQUITIES INVESTMENT FIRM S.A	24/10/2012	
	HELLENIC-AMERICAN SECURITIES S.A.	25/07/2014	
	LEON DEPOLAS SECURITIES S.A.	01/04/2019	
	MERIT SECURITIES S.A	20/03/2017	
	NATIONAL SECURITIES S.A	01/12/2012	
	PIRAEUS SECURITIES S.A.	08/09/2013	
<b>P.P.A. S.A. (CR)</b>			
	EUROBANK EQUITIES INVESTMENT FIRM S.A	06/02/2019	Main Market
<b>PAPOUTSANIS (CR)</b>			
	ALPHA FINANCE INVESTMENT SERVICES S.A.	19/11/2018	Main Market
	BETA SECURITIES S.A.	25/11/2013	
<b>PETROPOULOS PETROS (CR)</b>			
	EUROBANK EQUITIES INVESTMENT FIRM S.A	01/04/2019	Main Market
<b>PIRAEUS BANK (CR)</b>			
	ALPHA FINANCE INVESTMENT SERVICES S.A.	15/04/2019	Main Market
	EUROBANK EQUITIES INVESTMENT FIRM S.A	23/10/2012	
	EUROXX SECURITIES S.A.	15/02/2016	
	HELLENIC-AMERICAN SECURITIES S.A.	14/01/2019	
	MERIT SECURITIES S.A	16/09/2013	
	NATIONAL SECURITIES S.A	02/06/2013	
	PIRAEUS SECURITIES S.A.	16/02/2013	
<b>PLAISIO COMPUTERS SA (CR)</b>			
	BETA SECURITIES S.A.	05/05/2014	Main Market
	EUROBANK EQUITIES INVESTMENT FIRM S.A	02/03/2015	
<b>PPC (CR)</b>			
	ALPHA FINANCE INVESTMENT SERVICES S.A.	08/01/2013	Main Market
	ALPHA FINANCE INVESTMENT SERVICES S.A.	23/07/2018	
	EUROBANK EQUITIES INVESTMENT FIRM S.A	23/10/2012	
	MERIT SECURITIES S.A	06/11/2017	
	NATIONAL SECURITIES S.A	26/03/2013	
	PIRAEUS SECURITIES S.A.	28/09/2013	
<b>PROFILE SA (CR)</b>			
	PANTELAKIS SECURITIES S.A.	01/07/2019	Main Market
<b>QUALITY &amp; RELIABILITY SA (CR)</b>			
	BETA SECURITIES S.A.	20/08/2014	Main Market
<b>QUEST HOLDINGS (CR)</b>			
	BETA SECURITIES S.A.	26/03/2018	Main Market
	EUROBANK EQUITIES INVESTMENT FIRM S.A	28/01/2019	
<b>SPIROY AGRICULTURE SA (CR)</b>			
	EUROBANK EQUITIES INVESTMENT FIRM S.A	02/09/2019	Main Market
<b>THRACE PLASTICS SA (CR)</b>			
	ALPHA FINANCE INVESTMENT SERVICES S.A.	26/03/2018	Main Market
	EUROBANK EQUITIES INVESTMENT FIRM S.A	26/03/2018	
<b>TITAN CEMENT (CB)</b>			
	EUROBANK EQUITIES INVESTMENT FIRM S.A	07/11/2019	Main Market
<b>VIOHALCO SA/NV (CB)</b>			
	ALPHA FINANCE INVESTMENT SERVICES S.A.	17/02/2014	Main Market
	EUROBANK EQUITIES INVESTMENT FIRM S.A	01/01/2017	
	MERIT SECURITIES S.A	17/03/2014	



Underlying Asset				Derivatives Market													
Price max	Price min	Closing price	change	Delivery Month	Open price	Price max	Price min	Last price	Closing price	Last Bid	Last Ask	Fixing price*	Life high	Life low	Trades	Volume	Open Interest
<b>FTSE/Athex Large Cap</b>				(Trade Unit: 1 Index Point x 2€, Cash Settlement)													
2,154.36	2,121.99	2,154.36	1.40%	November 2019	2,121.25	2,154.50	2,120.00	2,154.50	2,154.50	---	---	---	2,197.00	---	283	2,839	8,808
				December 2019	2,126.00	2,158.00	2,120.00	2,156.00	2,156.00	---	---	---	2,200.00	---	173	1,928	3,467
				January 2020	2,152.25	2,152.25	2,148.00	2,149.25	2,149.25	---	---	---	2,152.25	---	5	10	40
				March 2020	---	---	---	---	2,140.00	---	---	---	---	---	---	---	---
				June 2020	---	---	---	---	2,150.75	---	---	---	---	---	---	---	---
				September 2020	---	---	---	---	2,161.50	---	---	---	---	---	---	---	---

Derivatives notes

Fixing prices and final open positions can be retrieved from the following path <http://www.helex.gr/el/web/guest/statistics-end-of-day-derivatives>

Underlying Asset				Derivatives Market													
Price max	Price min	Closing price	change	Delivery Month	Open price	Price max	Price min	Last price	Closing price	Last Bid	Last Ask	Fixing price*	Life high	Life low	Trades	Volume	Open Interest
<b>ADMIE (IPTO) HOLDING S.A. (CR)</b>																	
(Contract Size: 100 Securities, Physical Delivery)																	
2.145	2.08	2.14	2.89%	December 2019	2.13	2.16	2.13	2.15	2.15	---	---	---	2.23	---	28	206	7,340
---	---	---	---	March 2020	---	---	---	---	2.10	---	---	---	---	---	---	---	---
---	---	---	---	June 2020	---	---	---	---	2.11	---	---	---	---	---	---	---	---
---	---	---	---	September 2020	---	---	---	---	2.12	---	---	---	---	---	---	---	---
<b>ALPHA BANK (CR)</b>																	
(Contract Size: 100 Securities, Physical Delivery)																	
1.814	1.74	1.786	2.64%	December 2019	1.75	1.81	1.75	1.79	1.79	---	---	---	1.93	---	212	3,457	51,540
---	---	---	---	March 2020	---	---	---	---	1.75	---	---	---	1.65	---	---	---	1
---	---	---	---	June 2020	---	---	---	---	1.76	---	---	---	---	---	---	---	---
---	---	---	---	September 2020	---	---	---	---	1.77	---	---	---	---	---	---	---	---
<b>ATTICA BANK S.A. (CR)</b>																	
(Contract Size: 100 Securities, Physical Delivery)																	
0.4335	0.41	0.432	5.37%	December 2019	0.426	0.439	0.426	0.438	0.438	---	---	---	0.468	---	5	5	7,279
---	---	---	---	March 2020	---	---	---	---	0.413	---	---	---	---	---	---	---	---
---	---	---	---	June 2020	---	---	---	---	0.415	---	---	---	---	---	---	---	---
---	---	---	---	September 2020	---	---	---	---	0.417	---	---	---	---	---	---	---	---
<b>CC HBC AG (CR)</b>																	
(Contract Size: 100 Securities, Physical Delivery)																	
27.58	27.32	27.53	0.88%	December 2019	27.43	27.62	27.40	27.62	27.62	---	---	---	31.38	---	14	41	903
---	---	---	---	March 2020	---	---	---	---	27.49	---	---	---	---	---	---	---	---
---	---	---	---	June 2020	---	---	---	---	27.63	---	---	---	---	---	---	---	---
---	---	---	---	September 2020	---	---	---	---	27.76	---	---	---	---	---	---	---	---
<b>CENERGY HOLDINGS (CB)</b>																	
(Contract Size: 100 Securities, Physical Delivery)																	
1.314	1.3	1.314	0.61%	December 2019	---	---	---	---	1.31	---	---	---	1.46	---	---	---	7,616
---	---	---	---	March 2020	---	---	---	---	1.32	---	---	---	---	---	---	---	---
---	---	---	---	June 2020	---	---	---	---	1.32	---	---	---	---	---	---	---	---
---	---	---	---	September 2020	---	---	---	---	1.33	---	---	---	---	---	---	---	---
<b>ELLAKTOR (CR)</b>																	
(Contract Size: 100 Securities, Physical Delivery)																	
1.704	1.66	1.698	2.29%	December 2019	1.68	1.71	1.68	1.70	1.70	---	---	---	2.27	---	65	726	14,018
---	---	---	---	March 2020	---	---	---	---	1.67	---	---	---	---	---	---	---	---
---	---	---	---	June 2020	---	---	---	---	1.68	---	---	---	---	---	---	---	---
---	---	---	---	September 2020	---	---	---	---	1.69	---	---	---	---	---	---	---	---
<b>EUROBANK ERGASIAS (CR)</b>																	
(Contract Size: 100 Securities, Physical Delivery)																	
0.9145	0.87	0.909	4.48%	December 2019	0.877	0.912	0.865	0.907	0.907	---	---	---	0.920	---	207	3,484	34,545
---	---	---	---	March 2020	---	---	---	---	0.876	---	---	---	---	---	---	---	---
---	---	---	---	June 2020	---	---	---	---	0.881	---	---	---	---	---	---	---	---
---	---	---	---	September 2020	---	---	---	---	0.885	---	---	---	---	---	---	---	---

Derivatives notes

Fixing prices and final open positions can be retrieved from the following path <http://www.helex.gr/el/web/guest/statistics-end-of-day-derivatives>

Underlying Asset				Derivatives Market													
Price max	Price min	Closing price	change	Delivery Month	Open price	Price max	Price min	Last price	Closing price	Last Bid	Last Ask	Fixing price*	Life high	Life low	Trades	Volume	Open Interest
<b>EYDAP S.A. (CR)</b>				(Contract Size: 100 Securities, Physical Delivery)													
7.59	7.48	7.56	1.07%	December 2019	7.60	7.60	7.60	7.60	7.60	---	---	---	8.18	---	1	3	289
				March 2020	---	---	---	---	7.53	---	---	---	---	---	---	---	---
				June 2020	---	---	---	---	7.57	---	---	---	---	---	---	---	---
				September 2020	---	---	---	---	7.61	---	---	---	---	---	---	---	---
<b>FOURLIS (CR)</b>				(Contract Size: 100 Securities, Physical Delivery)													
5.45	5.33	5.33	-1.48%	December 2019	---	---	---	---	5.42	---	---	---	5.60	---	---	---	204
				March 2020	---	---	---	---	5.45	---	---	---	---	---	---	---	---
				June 2020	---	---	---	---	5.48	---	---	---	---	---	---	---	---
				September 2020	---	---	---	---	5.50	---	---	---	---	---	---	---	---
<b>GEK TERNA (CR)</b>				(Contract Size: 100 Securities, Physical Delivery)													
6.75	6.57	6.75	1.96%	December 2019	6.67	6.75	6.67	6.75	6.75	---	---	---	6.95	---	8	46	9,932
				March 2020	---	---	---	---	6.67	---	---	---	---	---	---	---	---
				June 2020	---	---	---	---	6.70	---	---	---	---	---	---	---	---
				September 2020	---	---	---	---	6.73	---	---	---	---	---	---	---	---
<b>HELLENIC EXCHANGES-A.S.E. (CR)</b>				(Contract Size: 102 Securities, Physical Delivery)													
4.385	4.315	4.375	0.11%	December 2019	4.36	4.40	4.36	4.40	4.40	---	---	---	4.90	---	3	7	2,524
				March 2020	---	---	---	---	4.40	---	---	---	---	---	---	---	---
				June 2020	---	---	---	---	4.42	---	---	---	---	---	---	---	---
				September 2020	---	---	---	---	4.45	---	---	---	---	---	---	---	---
<b>HELLENIC PETROLEUM (CR)</b>				(Contract Size: 100 Securities, Physical Delivery)													
8.59	8.45	8.55	0.82%	December 2019	8.51	8.58	8.51	8.55	8.55	---	---	---	9.40	---	14	39	2,239
				March 2020	---	---	---	---	8.54	---	---	---	---	---	---	---	---
				June 2020	---	---	---	---	8.58	---	---	---	---	---	---	---	---
				September 2020	---	---	---	---	8.63	---	---	---	---	---	---	---	---
<b>INTRACOM HOLDINGS (CR)</b>				(Contract Size: 100 Securities, Physical Delivery)													
0.887	0.845	0.865	0.82%	December 2019	0.868	0.868	0.868	0.868	0.868	---	---	---	1.08	---	1	10	3,715
				March 2020	---	---	---	---	0.864	---	---	---	1.01	---	---	---	---
				June 2020	---	---	---	---	0.869	---	---	---	---	---	---	---	---
				September 2020	---	---	---	---	0.873	---	---	---	---	---	---	---	---
<b>INTRALOT (CR)</b>				(Contract Size: 100 Securities, Physical Delivery)													
0.408	0.385	0.4075	5.57%	December 2019	0.402	0.410	0.400	0.410	0.410	---	---	---	0.522	---	39	236	5,501
				March 2020	---	---	---	---	0.389	---	---	---	---	---	---	---	---
				June 2020	---	---	---	---	0.391	---	---	---	---	---	---	---	---
				September 2020	---	---	---	---	0.393	---	---	---	---	---	---	---	---

Derivatives notes

Fixing prices and final open positions can be retrieved from the following path <http://www.helex.gr/el/web/guest/statistics-end-of-day-derivatives>

Underlying Asset				Derivatives Market													
Price max	Price min	Closing price	change	Delivery Month	Open price	Price max	Price min	Last price	Closing price	Last Bid	Last Ask	Fixing price*	Life high	Life low	Trades	Volume	Open Interest
<b>JUMBO SA (CR)</b>				(Contract Size: 100 Securities, Physical Delivery)													
18.39	18	18.37	1.66%	December 2019	18.19	18.32	18.04	18.32	18.32	---	---	---	18.32	---	41	68	494
				March 2020	---	---	---	---	18.20	---	---	---	---	---	---	---	---
				June 2020	---	---	---	---	18.29	---	---	---	---	---	---	---	---
				September 2020	---	---	---	---	18.38	---	---	---	---	---	---	---	---
<b>LAMDA DEVELOPMENT SA (CR)</b>				(Contract Size: 100 Securities, Physical Delivery)													
7.18	7.04	7.15	0.70%	December 2019	7.10	7.10	7.10	7.10	7.10	---	---	---	8.96	---	1	10	2,065
				March 2020	---	---	---	---	7.15	---	---	---	---	---	---	---	---
				June 2020	---	---	---	---	7.19	---	---	---	---	---	---	---	---
				September 2020	---	---	---	---	7.22	---	---	---	---	---	---	---	---
<b>MARFIN INVESTMENT GROUP (CR)</b>				(Contract Size: 100 Securities, Physical Delivery)													
0.0929	0.0901	0.0905	-0.11%	December 2019	0.094	0.094	0.091	0.091	0.091	---	---	---	0.160	---	90	2,310	74,947
				March 2020	---	---	---	---	0.091	---	---	---	0.110	---	---	---	500
				June 2020	---	---	---	---	0.092	---	---	---	---	---	---	---	---
				September 2020	---	---	---	---	0.092	---	---	---	---	---	---	---	---
<b>MOTOR OIL (CR)</b>				(Contract Size: 100 Securities, Physical Delivery)													
21.5	21.22	21.4	-0.28%	December 2019	21.48	21.48	21.25	21.30	21.30	---	---	---	22.30	---	8	23	511
				March 2020	---	---	---	---	21.61	---	---	---	---	---	---	---	---
				June 2020	---	---	---	---	21.72	---	---	---	---	---	---	---	---
				September 2020	---	---	---	---	21.83	---	---	---	---	---	---	---	---
<b>MYTILINEOS (CR)</b>				(Contract Size: 100 Securities, Physical Delivery)													
9.865	9.67	9.86	0.92%	December 2019	9.75	9.90	9.75	9.88	9.88	---	---	---	10.34	---	37	76	12,275
				March 2020	---	---	---	---	9.84	---	---	---	---	---	---	---	---
				June 2020	---	---	---	---	9.89	---	---	---	---	---	---	---	---
				September 2020	---	---	---	---	9.94	---	---	---	---	---	---	---	---
<b>NATIONAL BANK (CR)</b>				(Contract Size: 100 Securities, Physical Delivery)													
2.877	2.75	2.85	3.41%	December 2019	2.77	2.88	2.77	2.86	2.86	---	---	---	3.05	---	429	4,618	38,125
				March 2020	---	---	---	---	2.78	---	---	---	---	---	---	---	---
				June 2020	---	---	---	---	2.79	---	---	---	---	---	---	---	---
				September 2020	---	---	---	---	2.80	---	---	---	---	---	---	---	---
<b>OPAP (CR)</b>				(Contract Size: 100 Securities, Physical Delivery)													
9.725	9.615	9.7	0.31%	December 2019	9.65	9.76	9.65	9.76	9.76	---	---	---	10.04	---	11	48	5,261
				March 2020	---	---	---	---	9.74	---	---	---	---	---	---	---	---
				June 2020	---	---	---	---	9.79	---	---	---	---	---	---	---	---
				September 2020	---	---	---	---	9.84	---	---	---	---	---	---	---	---

Derivatives notes

Fixing prices and final open positions can be retrieved from the following path <http://www.helex.gr/el/web/guest/statistics-end-of-day-derivatives>

Underlying Asset				Derivatives Market													
Price max	Price min	Closing price	change	Delivery Month	Open price	Price max	Price min	Last price	Closing price	Last Bid	Last Ask	Fixing price*	Life high	Life low	Trades	Volume	Open Interest
<b>OTE (CR)</b>				(Contract Size: 100 Securities, Physical Delivery)													
13.49	13.35	13.45	0.07%	December 2019	13.43	13.47	13.39	13.46	13.46	---	---	---	13.69	---	18	99	2,188
				March 2020	---	---	---	---	13.54	---	---	---	---	---	---	---	---
				June 2020	---	---	---	---	13.61	---	---	---	---	---	---	---	---
				September 2020	---	---	---	---	13.67	---	---	---	---	---	---	---	---
<b>P.P.A. S.A. (CR)</b>				(Contract Size: 100 Securities, Physical Delivery)													
23.5	22.5	23.3	0.22%	December 2019	23.10	23.10	23.10	23.10	23.10	---	---	---	24.17	---	1	1	721
				March 2020	---	---	---	---	23.42	---	---	---	---	---	---	---	---
				June 2020	---	---	---	---	23.54	---	---	---	---	---	---	---	---
				September 2020	---	---	---	---	23.65	---	---	---	---	---	---	---	---
<b>PIRAEUS BANK (CR)</b>				(Contract Size: 100 Securities, Physical Delivery)													
2.972	2.852	2.962	3.42%	December 2019	2.87	2.97	2.87	2.97	2.97	---	---	---	3.20	---	219	2,572	28,465
				March 2020	---	---	---	---	2.88	---	---	---	---	---	---	---	---
				June 2020	---	---	---	---	2.90	---	---	---	---	---	---	---	---
				September 2020	---	---	---	---	2.91	---	---	---	---	---	---	---	---
<b>PPC (CR)</b>				(Contract Size: 100 Securities, Physical Delivery)													
3.122	3.064	3.112	1.57%	December 2019	3.08	3.13	3.08	3.11	3.11	---	---	---	3.28	---	47	231	15,190
				March 2020	---	---	---	---	3.09	---	---	---	---	---	---	---	---
				June 2020	---	---	---	---	3.10	---	---	---	---	---	---	---	---
				September 2020	---	---	---	---	3.12	---	---	---	---	---	---	---	---
<b>TERNA ENERGY (CR)</b>				(Contract Size: 100 Securities, Physical Delivery)													
7.23	7.1	7.23	0.98%	December 2019	7.22	7.28	7.22	7.28	7.28	---	---	---	8.17	---	8	12	4,723
				March 2020	---	---	---	---	7.21	---	---	---	---	---	---	---	---
				June 2020	---	---	---	---	7.25	---	---	---	---	---	---	---	---
				September 2020	---	---	---	---	7.28	---	---	---	---	---	---	---	---
<b>TITAN CEMENT (CB)</b>				(Contract Size: 100 Securities, Physical Delivery)													
18.54	18.24	18.4	-0.43%	December 2019	18.39	18.39	18.39	18.39	18.39	---	---	---	19.04	---	1	1	65
				March 2020	---	---	---	---	18.61	---	---	---	---	---	---	---	---
				June 2020	---	---	---	---	18.71	---	---	---	---	---	---	---	---
				September 2020	---	---	---	---	18.80	---	---	---	---	---	---	---	---
<b>VIOHALCO SA/NV (CB)</b>				(Contract Size: 100 Securities, Physical Delivery)													
3.57	3.495	3.57	0.71%	December 2019	3.57	3.57	3.53	3.54	3.54	---	---	---	4.23	---	13	32	6,080
				March 2020	---	---	---	---	3.57	---	---	---	---	---	---	---	---
				June 2020	---	---	---	---	3.59	---	---	---	---	---	---	---	---
				September 2020	---	---	---	---	3.61	---	---	---	---	---	---	---	---

Derivatives notes

Fixing prices and final open positions can be retrieved from the following path <http://www.helex.gr/el/web/guest/statistics-end-of-day-derivatives>

FTSE/Athex Large Cap

(Trade Unit: 1 Index Point x 2€ - Exercise Style: European, Cash Settlement)

Exercise Price	Call Options														Put Options																							
	November 2019							December 2019							Other Months		November 2019							December 2019							Other Months		Exercise Price					
	Open price	Price max	Price min	Last price	Closing price	Volume	Open Interest	Open price	Price max	Price min	Last price	Closing price	Volume	Open Interest	Volume	Open Interest	Open price	Price max	Price min	Last price	Closing price	Volume	Open Interest	Open price	Price max	Price min	Last price	Closing price	Volume	Open Interest	Volume	Open Interest						
1,450	-	-	-	-	-	-	-	0.00	0.00	0.00	-	671.00	-	-	-	-	-	-	-	-	-	-	-	0.00	0.00	0.00	-	0.01	-	-	-	-		1,450				
1,475	-	-	-	-	-	-	-	0.00	0.00	0.00	-	646.00	-	-	-	-	-	-	-	-	-	-	-	0.00	0.00	0.00	-	0.01	-	-	-	-	1,475					
1,500	-	-	-	-	-	-	-	0.00	0.00	0.00	-	621.00	-	-	-	-	-	-	-	-	-	-	-	0.00	0.00	0.00	-	0.01	-	-	-	-	1,500					
1,525	-	-	-	-	-	-	-	0.00	0.00	0.00	-	596.00	-	-	-	-	-	-	-	-	-	-	-	0.00	0.00	0.00	-	0.01	-	-	-	-	1,525					
1,550	-	-	-	-	-	-	-	0.00	0.00	0.00	-	571.00	-	-	-	-	-	-	-	-	-	-	-	0.00	0.00	0.00	-	0.01	-	-	-	-	1,550					
1,575	-	-	-	-	-	-	-	0.00	0.00	0.00	-	546.00	-	-	-	-	-	-	-	-	-	-	-	0.00	0.00	0.00	-	0.01	-	-	-	-	1,575					
1,600	-	-	-	-	-	-	-	0.00	0.00	0.00	-	521.00	-	-	-	-	-	-	-	-	-	-	-	0.00	0.00	0.00	-	0.01	-	-	-	-	1,600					
1,625	-	-	-	-	-	-	-	0.00	0.00	0.00	-	496.00	-	-	-	-	-	-	-	-	-	-	-	0.00	0.00	0.00	-	0.01	-	-	-	-	1,625					
1,650	-	-	-	-	-	-	-	0.00	0.00	0.00	-	471.00	-	-	-	-	-	-	-	-	-	-	-	0.00	0.00	0.00	-	0.01	-	-	-	-	1,650					
1,675	-	-	-	-	-	-	-	0.00	0.00	0.00	-	446.00	-	-	-	-	-	-	-	-	-	-	-	0.00	0.00	0.00	-	0.01	-	-	-	-	1,675					
1,700	-	-	-	-	-	-	-	0.00	0.00	0.00	-	421.00	-	-	-	-	-	-	-	-	-	-	-	0.00	0.00	0.00	-	0.02	-	-	-	-	1,700					
1,725	-	-	-	-	-	-	-	0.00	0.00	0.00	-	396.00	-	-	-	-	-	-	-	-	-	-	-	0.00	0.00	0.00	-	0.04	-	-	-	-	1,725					
1,750	-	-	-	-	-	-	-	0.00	0.00	0.00	-	372.00	-	-	-	-	-	-	-	-	-	-	-	0.00	0.00	0.00	-	0.09	-	-	-	-	1,750					
1,775	-	-	-	-	-	-	-	0.00	0.00	0.00	-	347.00	-	-	-	-	-	-	-	-	-	-	-	0.00	0.00	0.00	-	0.18	-	-	-	-	1,775					
1,800	-	-	-	-	-	-	-	0.00	0.00	0.00	-	322.00	-	-	-	-	-	-	-	-	-	-	-	0.00	0.00	0.00	-	0.34	-	-	-	-	1,800					
1,825	0.00	0.00	0.00	-	294.00	-	-	0.00	0.00	0.00	-	297.00	-	-	-	-	-	-	-	-	-	-	-	0.00	0.00	0.00	-	0.62	-	-	-	-	1,825					
1,850	0.00	0.00	0.00	-	269.00	-	-	0.00	0.00	0.00	-	273.00	-	-	-	-	-	-	-	-	-	-	-	0.00	0.00	0.00	-	1.10	-	-	-	-	1,850					
1,875	0.00	0.00	0.00	-	244.00	-	-	0.00	0.00	0.00	-	249.00	-	-	-	-	-	-	-	-	-	-	-	0.00	0.00	0.00	-	1.80	-	-	-	-	1,875					
1,900	0.00	0.00	0.00	-	219.00	-	-	0.00	0.00	0.00	-	225.00	-	-	-	-	-	-	-	-	-	-	-	0.00	0.00	0.00	-	3.00	-	-	-	-	1,900					
1,925	0.00	0.00	0.00	-	194.00	-	-	0.00	0.00	0.00	-	202.00	-	-	-	-	-	-	-	-	-	-	-	0.00	0.00	0.00	-	4.70	-	-	-	-	1,925					
1,950	0.00	0.00	0.00	-	169.00	-	-	0.00	0.00	0.00	-	179.00	-	-	-	-	-	-	-	-	-	-	-	0.00	0.00	0.00	-	7.10	-	-	-	-	1,950					
1,975	0.00	0.00	0.00	-	144.00	-	20	0.00	0.00	0.00	-	157.00	-	-	-	-	-	-	-	-	-	-	-	0.00	0.00	0.00	-	10.50	-	-	-	-	1,975					
2,000	0.00	0.00	0.00	-	119.00	-	20	0.00	0.00	0.00	-	137.00	-	-	-	-	-	-	-	-	-	-	-	0.00	0.00	0.00	-	14.75	-	-	-	-	2,000					
2,050	0.00	0.00	0.00	-	70.00	-	73	0.00	0.00	0.00	-	99.50	-	-	-	-	-	-	-	-	-	-	-	0.00	0.00	0.00	-	1.10	-	103	22.00	22.00	22.00	22.00	22.00	2	163	2,050
2,100	37.00	70.00	37.00	70.00	70.00	3	85	0.00	0.00	0.00	-	69.00	-	63	-	-	-	-	-	-	-	-	-	0.00	70.00	0.00	-	10.00	-	103	39.00	40.00	36.00	36.00	36.00	15	146	2,100
2,150	13.00	13.00	13.00	13.00	13.00	5	175	0.00	0.00	0.00	-	45.00	-	2	-	-	-	-	-	-	-	-	-	15.00	13.00	15.00	16.00	16.00	3	124	0.00	0.00	0.00	-	73.00	-	20	2,150
2,200	0.00	0.00	0.00	-	0.71	-	151	0.00	0.00	0.00	-	27.75	-	27	-	-	-	-	-	-	-	-	-	0.00	0.00	0.00	-	81.50	-	125	0.00	0.00	0.00	-	105.00	-	120	2,200
2,250	0.00	0.00	0.00	-	0.03	-	155	18.00	19.50	18.00	19.00	19.00	6	21	-	-	-	-	-	-	-	-	-	0.00	0.00	0.00	-	131.00	-	20	0.00	0.00	0.00	-	144.00	-	6	2,250
2,300	0.00	0.00	0.00	-	0.12	-	-	0.00	0.00	0.00	-	8.80	-	-	-	-	-	-	-	-	-	-	-	0.00	0.00	0.00	-	181.00	-	-	0.00	0.00	0.00	-	186.00	-	-	2,300
2,350	0.00	0.00	0.00	-	0.01	-	-	0.00	0.00	0.00	-	4.50	-	-	-	-	-	-	-	-	-	-	-	0.00	0.00	0.00	-	231.00	-	-	0.00	0.00	0.00	-	232.00	-	-	2,350
2,400	0.00	0.00	0.00	-	0.01	-	-	0.00	0.00	0.00	-	2.20	-	-	-	-	-	-	-	-	-	-	-	0.00	0.00	0.00	-	281.00	-	-	0.00	0.00	0.00	-	279.00	-	-	2,400
2,450	0.00	0.00	0.00	-	0.01	-	-	0.00	0.00	0.00	-	0.98	-	-	-	-	-	-	-	-	-	-	-	0.00	0.00	0.00	-	331.00	-	-	0.00	0.00	0.00	-	328.00	-	-	2,450
2,500	-	-	-	-	-	-	-	0.00	0.00	0.00	-	0.42	-	-	-	-	-	-	-	-	-	-	-	0.00	0.00	0.00	-	377.00	-	-	0.00	0.00	0.00	-	377.00	-	-	2,500
Totals:						8	679					6	113	0	0							3	579							17	455	0	0					
Number of Trades:						4						4		0								3								7		0						

ALPHA BANK (CR)

(Contract Size: 100 Securities, Exercise Style: American, Physical Delivery)

Call Options																Put Options																	
Exercise Price	November 2019						December 2019						Other Months		November 2019						December 2019						Other Months		Exercise Price				
	Open price	Price max	Price min	Last price	Closing price	Volume	Open Interest	Open price	Price max	Price min	Last price	Closing price	Volume	Open Interest	Volume	Open Interest	Open price	Price max	Price min	Last price	Closing price	Volume	Open Interest	Open price	Price max	Price min	Last price	Closing price		Volume	Open Interest	Volume	Open Interest
0.600						-	-	0.000	0.000	0.000		1.14	-	-									0.000	0.000	0.000		0.001	-	-			0.006	
0.650						-	-	0.000	0.000	0.000		1.09	-	-									0.000	0.000	0.000		0.001	-	-			0.007	
0.700						-	-	0.000	0.000	0.000		1.04	-	-									0.000	0.000	0.000		0.001	-	-			0.007	
0.750						-	-	0.000	0.000	0.000		0.992	-	-									0.000	0.000	0.000		0.001	-	-			0.008	
0.800						-	-	0.000	0.000	0.000		0.942	-	-									0.000	0.000	0.000		0.001	-	-			0.008	
0.850						-	-	0.000	0.000	0.000		0.892	-	-									0.000	0.000	0.000		0.002	-	-			0.009	
0.900	0.000	0.000	0.000		0.840	-	-	0.000	0.000	0.000		0.842	-	-			0.000	0.000	0.000		0.001	-	-	0.000	0.000	0.000		0.003	-	-			0.009
0.950	0.000	0.000	0.000		0.790	-	-	0.000	0.000	0.000		0.792	-	-			0.000	0.000	0.000		0.001	-	-	0.000	0.000	0.000		0.001	-	-			0.010
1.000	0.000	0.000	0.000		0.740	-	-	0.000	0.000	0.000		0.742	-	-			0.000	0.000	0.000		0.002	-	-	0.000	0.000	0.000		0.001	-	-			0.010
1.100	0.000	0.000	0.000		0.640	-	-	0.000	0.000	0.000		0.642	-	-			0.000	0.000	0.000		0.001	-	-	0.000	0.000	0.000		0.001	-	-			0.011
1.200	0.000	0.000	0.000		0.540	-	-	0.000	0.000	0.000		0.543	-	-			0.000	0.000	0.000		0.001	-	-	0.000	0.000	0.000		0.001	-	-			0.012
1.300	0.000	0.000	0.000		0.440	-	-	0.000	0.000	0.000		0.444	-	-			0.000	0.000	0.000		0.001	-	-	0.000	0.000	0.000		0.002	-	-			0.013
1.400	0.000	0.000	0.000		0.340	-	-	0.000	0.000	0.000		0.349	-	-			0.000	0.000	0.000		0.001	-	-	0.000	0.000	0.000		0.006	-	-			0.014
1.500	0.000	0.000	0.000		0.241	-	-	0.000	0.000	0.000		0.261	-	-			0.000	0.000	0.000		0.001	-	-	0.000	0.000	0.000		0.018	-	-			0.015
1.600	0.000	0.000	0.000		0.145	-	-	0.000	0.000	0.000		0.184	-	-			0.000	0.000	0.000		0.004	-	-	0.000	0.000	0.000		0.040	-	-			0.016
1.700	0.000	0.000	0.000		0.066	-	135	0.000	0.000	0.000		0.122	-	-			0.000	0.000	0.000		0.026	-	-	0.000	0.000	0.000		0.079	-	-			0.017
1.800	0.000	0.000	0.000		0.020	-	-	0.000	0.000	0.000		0.076	-	18			0.000	0.000	0.000		0.080	-	-	0.000	0.000	0.000		0.132	-	-			0.018
1.900	0.000	0.000	0.000		0.004	-	-	0.107	0.107	0.107	0.107	0.107	1	2			0.000	0.000	0.000		0.164	-	-	0.000	0.000	0.000		0.201	-	-			0.019
2.000	0.000	0.000	0.000		0.005	-	-	0.000	0.000	0.000		0.025	-	-			0.000	0.000	0.000		0.260	-	-	0.000	0.000	0.000		0.281	-	-			0.020
2.200	0.000	0.000	0.000		0.001	-	-	0.000	0.000	0.000		0.006	-	-			0.000	0.000	0.000		0.460	-	-	0.000	0.000	0.000		0.464	-	-			0.022
2.400	0.000	0.000	0.000		0.001	-	-	0.000	0.000	0.000		0.001	-	-			0.000	0.000	0.000		0.660	-	-	0.000	0.000	0.000		0.660	-	-			0.024
2.600	0.000	0.000	0.000		0.001	-	-	0.000	0.000	0.000		0.001	-	-			0.000	0.000	0.000		0.860	-	-	0.000	0.000	0.000		0.860	-	-			0.026
2.800	0.000	0.000	0.000		0.001	-	-	0.000	0.000	0.000		0.001	-	-			0.000	0.000	0.000		1.06	-	-	0.000	0.000	0.000		1.06	-	-			0.028
Totals:						0	135						1	20	0	0						0	0									0	0
Number of Trades:						0							1		0							0.00									0		

NATIONAL BANK (CR)

(Contract Size: 100 Securities, Exercise Style: American, Physical Delivery)

Call Options																	Put Options																
Exercise Price	November 2019							December 2019							Other Months		November 2019							December 2019							Other Months		Exercise Price
	Open price	Price max	Price min	Last price	Closing price	Volume	Open Interest	Open price	Price max	Price min	Last price	Closing price	Volume	Open Interest	Volume	Open Interest	Open price	Price max	Price min	Last price	Closing price	Volume	Open Interest	Open price	Price max	Price min	Last price	Closing price	Volume	Open Interest	Volume	Open Interest	
0.650						-	-	0.000	0.000	0.000		2.11	-	-										0.000	0.000	0.000		0.002	-	-			0.007
0.700						-	-	0.000	0.000	0.000		2.06	-	-										0.000	0.000	0.000		0.001	-	-			0.007
0.750						-	-	0.000	0.000	0.000		2.01	-	-										0.000	0.000	0.000		0.001	-	-			0.008
0.800						-	-	0.000	0.000	0.000		1.96	-	-										0.000	0.000	0.000		0.001	-	-			0.008
0.850						-	-	0.000	0.000	0.000		1.91	-	-										0.000	0.000	0.000		0.001	-	-			0.009
0.900						-	-	0.000	0.000	0.000		1.86	-	-										0.000	0.000	0.000		0.001	-	-			0.009
0.950						-	-	0.000	0.000	0.000		1.81	-	-										0.000	0.000	0.000		0.001	-	-			0.010
1.000						-	-	0.000	0.000	0.000		1.76	-	-										0.000	0.000	0.000		0.001	-	-			0.010
1.100						-	-	0.000	0.000	0.000		1.66	-	-										0.000	0.000	0.000		0.001	-	-			0.011
1.200						-	-	0.000	0.000	0.000		1.56	-	-										0.000	0.000	0.000		0.001	-	-			0.012
1.300						-	-	0.000	0.000	0.000		1.46	-	-										0.000	0.000	0.000		0.002	-	-			0.013
1.400						-	-	0.000	0.000	0.000		1.36	-	-										0.000	0.000	0.000		0.001	-	-			0.014
1.500	0.000	0.000	0.000		1.26	-	-	0.000	0.000	0.000		1.26	-	-			0.000	0.000	0.000		0.002	-	-	0.000	0.000	0.000		0.001	-	-			0.015
1.600	0.000	0.000	0.000		1.16	-	-	0.000	0.000	0.000		1.16	-	-			0.000	0.000	0.000		0.001	-	-	0.000	0.000	0.000		0.001	-	-			0.016
1.700	0.000	0.000	0.000		1.06	-	-	0.000	0.000	0.000		1.06	-	-			0.000	0.000	0.000		0.001	-	-	0.000	0.000	0.000		0.001	-	-			0.017
1.800	0.000	0.000	0.000		0.960	-	-	0.000	0.000	0.000		0.964	-	-			0.000	0.000	0.000		0.001	-	-	0.000	0.000	0.000		0.001	-	-			0.018
1.900	0.000	0.000	0.000		0.860	-	-	0.000	0.000	0.000		0.866	-	-			0.000	0.000	0.000		0.001	-	-	0.000	0.000	0.000		0.001	-	-			0.019
2.000	0.000	0.000	0.000		0.760	-	-	0.000	0.000	0.000		0.768	-	-			0.000	0.000	0.000		0.001	-	-	0.000	0.000	0.000		0.004	-	-			0.020
2.200	0.650	0.650	0.650	0.650	0.650	30	30	0.000	0.000	0.000		0.580	-	-			0.000	0.000	0.000		0.001	-	-	0.000	0.000	0.000		0.016	-	-			0.022
2.400	0.000	0.000	0.000		0.361	-	-	0.000	0.000	0.000		0.411	-	-			0.000	0.000	0.000		0.001	-	12	0.000	0.000	0.000		0.046	-	-			0.024
2.600	0.255	0.255	0.255	0.255	0.255	30	60	0.000	0.000	0.000		0.273	-	10			0.000	0.000	0.000		0.009	-	-	0.000	0.000	0.000		0.107	-	-			0.026
2.800	0.000	0.000	0.000		0.041	-	25	0.000	0.000	0.000		0.168	-	5			0.000	0.000	0.000		0.081	-	-	0.000	0.000	0.000		0.202	-	-			0.028
3.000	0.000	0.000	0.000		0.004	-	-	0.000	0.000	0.000		0.096	-	-			0.000	0.000	0.000		0.243	-	-	0.000	0.000	0.000		0.331	-	-			0.030
3.200	0.000	0.000	0.000		0.002	-	-	0.000	0.000	0.000		0.051	-	-			0.000	0.000	0.000		0.440	-	-	0.000	0.000	0.000		0.486	-	-			0.032
3.400	0.000	0.000	0.000		0.001	-	-	0.000	0.000	0.000		0.026	-	-			0.000	0.000	0.000		0.640	-	-	0.000	0.000	0.000		0.661	-	-			0.034
3.600	0.000	0.000	0.000		0.001	-	-	0.000	0.000	0.000		0.013	-	-			0.000	0.000	0.000		0.840	-	-	0.000	0.000	0.000		0.848	-	-			0.036
3.800	0.000	0.000	0.000		0.001	-	-	0.000	0.000	0.000		0.006	-	-			0.000	0.000	0.000		1.04	-	-	0.000	0.000	0.000		1.04	-	-			0.038
4.000	0.000	0.000	0.000		0.001	-	-	0.000	0.000	0.000		0.002	-	-			0.000	0.000	0.000		1.24	-	-	0.000	0.000	0.000		1.24	-	-			0.040
Totals:						60	115						0	15	0	60						60	12					0	550	0	0		
Number of Trades:						2							0		0							0.00						0		0			



OPAP (CR)

(Contract Size: 100 Securities, Exercise Style: American, Physical Delivery)

Exercise Price	Call Options														Put Options																				
	November 2019						December 2019						Other Months		November 2019						December 2019						Other Months		Exercise Price						
	Open price	Price max	Price min	Last price	Closing price	Volume	Open Interest	Open price	Price max	Price min	Last price	Closing price	Volume	Open Interest	Volume	Open Interest	Open price	Price max	Price min	Last price	Closing price	Volume	Open Interest	Open price	Price max	Price min	Last price	Closing price		Volume	Open Interest	Volume	Open Interest		
5.600						-	-	0.000	0.000	0.000	4.08	-	-																						
6.000						-	-	0.000	0.000	0.000	3.68	-	-																						0.060
6.400						-	-	0.000	0.000	0.000	3.28	-	-																						0.064
6.800						-	-	0.000	0.000	0.000	2.88	-	-																						0.068
7.200	0.000	0.000	0.000		2.47	-	-	0.000	0.000	0.000	2.49	-	-			0.000	0.000	0.000		0.001	-	-			0.000	0.000	0.000		0.001	-	-			0.072	
7.600	0.000	0.000	0.000		2.07	-	-	0.000	0.000	0.000	2.09	-	-			0.000	0.000	0.000		0.001	-	-			0.000	0.000	0.000		0.001	-	-			0.076	
8.000	0.000	0.000	0.000		1.67	-	-	0.000	0.000	0.000	1.69	-	-			0.000	0.000	0.000		0.001	-	-			0.000	0.000	0.000		0.001	-	-			0.080	
8.400	0.000	0.000	0.000		1.27	-	-	0.000	0.000	0.000	1.29	-	-			0.000	0.000	0.000		0.001	-	-			0.000	0.000	0.000		0.004	-	-			0.084	
8.800	0.000	0.000	0.000		0.872	-	-	0.000	0.000	0.000	0.912	-	-			0.000	0.000	0.000		0.001	-	-			0.000	0.000	0.000		0.023	-	-			0.088	
9.200	0.000	0.000	0.000		0.476	-	-	0.000	0.000	0.000	0.575	-	-			0.000	0.000	0.000		0.004	-	-			0.000	0.000	0.000		0.085	-	-			0.092	
9.600	0.000	0.000	0.000		0.147	-	-	0.000	0.000	0.000	0.313	-	-			0.000	0.000	0.000		0.075	-	-			0.000	0.000	0.000		0.223	-	-			0.096	
10.000	0.000	0.000	0.000		0.016	-	-	0.000	0.000	0.000	0.144	-	-			0.000	0.000	0.000		0.344	-	-			0.000	0.000	0.000		0.455	-	-			0.100	
11.000	0.000	0.000	0.000		0.002	-	-	0.000	0.000	0.000	0.009	-	-			0.000	0.000	0.000		1.33	-	-			0.000	0.000	0.000		1.33	-	-			0.110	
12.000	0.000	0.000	0.000		0.001	-	-	0.000	0.000	0.000	0.002	-	-			0.000	0.000	0.000		2.33	-	-			0.000	0.000	0.000		2.33	-	-			0.120	
13.000	0.000	0.000	0.000		0.001	-	-	0.000	0.000	0.000	0.001	-	-			0.000	0.000	0.000		3.33	-	-			0.000	0.000	0.000		3.33	-	-			0.130	
14.000	0.000	0.000	0.000		0.001	-	-	0.000	0.000	0.000	0.001	-	-			0.000	0.000	0.000		4.33	-	-			0.000	0.000	0.000		4.33	-	-			0.140	
15.000	0.000	0.000	0.000		0.001	-	-	0.000	0.000	0.000	0.001	-	-			0.000	0.000	0.000		5.33	-	-			0.000	0.000	0.000		5.33	-	-			0.150	
Totals:						0	0					0	6		0						0	0							0	10		0		0	
Number of Trades:						0						0									0.00								0				0		

OTE (CR)

(Contract Size: 100 Securities, Exercise Style: American, Physical Delivery)

Exercise Price	Call Options														Put Options																			
	November 2019							December 2019							Other Months		November 2019							December 2019							Other Months		Exercise Price	
	Open price	Price max	Price min	Last price	Closing price	Volume	Open Interest	Open price	Price max	Price min	Last price	Closing price	Volume	Open Interest	Volume	Open Interest	Open price	Price max	Price min	Last price	Closing price	Volume	Open Interest	Open price	Price max	Price min	Last price	Closing price	Volume	Open Interest	Volume	Open Interest		
7.600						-	-	0.000	0.000	0.000		5.86	-	-									-	-	0.000	0.000	0.000		0.004	-	-			
8.000						-	-	0.000	0.000	0.000		5.46	-	-									-	-	0.000	0.000	0.000		0.001	-	-			0.080
8.400						-	-	0.000	0.000	0.000		5.06	-	-									-	-	0.000	0.000	0.000		0.001	-	-			0.084
8.800	0.000	0.000	0.000		4.64	-	-	0.000	0.000	0.000		4.66	-	-			0.000	0.000	0.000		0.001	-	-	0.000	0.000	0.000		0.001	-	-			0.088	
9.200	0.000	0.000	0.000		4.24	-	-	0.000	0.000	0.000		4.26	-	-			0.000	0.000	0.000		0.001	-	-	0.000	0.000	0.000		0.001	-	-			0.092	
9.600	0.000	0.000	0.000		3.84	-	-	0.000	0.000	0.000		3.86	-	-			0.000	0.000	0.000		0.001	-	-	0.000	0.000	0.000		0.001	-	-			0.096	
10.000	0.000	0.000	0.000		3.44	-	-	0.000	0.000	0.000		3.46	-	-			0.000	0.000	0.000		0.001	-	-	0.000	0.000	0.000		0.001	-	-			0.100	
11.000	0.000	0.000	0.000		2.44	-	-	0.000	0.000	0.000		2.46	-	-			0.000	0.000	0.000		0.001	-	-	0.000	0.000	0.000		0.001	-	-			0.110	
12.000	0.000	0.000	0.000		1.44	-	-	0.000	0.000	0.000		1.48	-	-			0.000	0.000	0.000		0.001	-	-	0.000	0.000	0.000		0.015	-	-			0.120	
13.000	0.000	0.000	0.000		0.516	-	-	0.000	0.000	0.000		0.639	-	-			0.000	0.000	0.000		0.073	-	15	0.000	0.000	0.000		0.172	-	-			0.130	
14.000	0.000	0.000	0.000		0.057	-	15	0.000	0.000	0.000		0.163	-	56			0.000	0.000	0.000		0.614	-	-	0.000	0.000	0.000		0.698	-	-			0.140	
15.000	0.000	0.000	0.000		0.001	-	5	0.000	0.000	0.000		0.023	-	40			0.000	0.000	0.000		1.56	-	-	0.000	0.000	0.000		1.57	-	-			0.150	
16.000	0.000	0.000	0.000		0.001	-	-	0.000	0.000	0.000		0.002	-	-			0.000	0.000	0.000		2.56	-	-	0.000	0.000	0.000		2.56	-	-			0.160	
17.000	0.000	0.000	0.000		0.001	-	-	0.000	0.000	0.000		0.001	-	-			0.000	0.000	0.000		3.56	-	-	0.000	0.000	0.000		3.56	-	-			0.170	
18.000	0.000	0.000	0.000		0.001	-	-	0.000	0.000	0.000		0.001	-	-			0.000	0.000	0.000		4.56	-	-	0.000	0.000	0.000		4.56	-	-			0.180	
19.000	0.000	0.000	0.000		0.001	-	-	0.000	0.000	0.000		0.001	-	-			0.000	0.000	0.000		5.56	-	-	0.000	0.000	0.000		5.56	-	-			0.190	
Totals:						0	20						0	96	0	0						0	15					0	45	0	0			
Number of Trades:						0							0		0							0.00						0		0				

PIRAEUS BANK (CR)

(Contract Size: 100 Securities, Exercise Style: American, Physical Delivery)

Exercise Price	Call Options														Put Options																						
	November 2019							December 2019							Other Months		November 2019							December 2019							Other Months		Exercise Price				
	Open price	Price max	Price min	Last price	Closing price	Volume	Open Interest	Open price	Price max	Price min	Last price	Closing price	Volume	Open Interest	Volume	Open Interest	Open price	Price max	Price min	Last price	Closing price	Volume	Open Interest	Open price	Price max	Price min	Last price	Closing price	Volume	Open Interest	Volume	Open Interest					
0.300						-	-	0.000	0.000	0.000		2.56	-	-			-	-	0.000	0.000	0.000		0.001	-	-			0.000	0.000	0.000		0.001		-	-		
0.350						-	-	0.000	0.000	0.000		2.51	-	-			-	-	0.000	0.000	0.000		0.001	-	-			0.000	0.000	0.000		0.001	-	-			0.004
0.400						-	-	0.000	0.000	0.000		2.46	-	-			-	-	0.000	0.000	0.000		0.001	-	-			0.000	0.000	0.000		0.001	-	-			0.004
0.450						-	-	0.000	0.000	0.000		2.41	-	-			-	-	0.000	0.000	0.000		0.001	-	-			0.000	0.000	0.000		0.001	-	-			0.005
0.500						-	-	0.000	0.000	0.000		2.36	-	-			-	-	0.000	0.000	0.000		0.001	-	-			0.000	0.000	0.000		0.001	-	-			0.005
0.550						-	-	0.000	0.000	0.000		2.31	-	-			-	-	0.000	0.000	0.000		0.001	-	-			0.000	0.000	0.000		0.001	-	-			0.006
0.600						-	-	0.000	0.000	0.000		2.26	-	-			-	-	0.000	0.000	0.000		0.002	-	-			0.000	0.000	0.000		0.002	-	-			0.006
0.650						-	-	0.000	0.000	0.000		2.21	-	-			-	-	0.000	0.000	0.000		0.001	-	-			0.000	0.000	0.000		0.001	-	-			0.007
0.700						-	-	0.000	0.000	0.000		2.16	-	-			-	-	0.000	0.000	0.000		0.001	-	-			0.000	0.000	0.000		0.001	-	-			0.007
0.750						-	-	0.000	0.000	0.000		2.11	-	-			-	-	0.000	0.000	0.000		0.001	-	-			0.000	0.000	0.000		0.001	-	-			0.008
0.800						-	-	0.000	0.000	0.000		2.06	-	-			-	-	0.000	0.000	0.000		0.001	-	-			0.000	0.000	0.000		0.001	-	-			0.008
0.850						-	-	0.000	0.000	0.000		2.01	-	-			-	-	0.000	0.000	0.000		0.001	-	-			0.000	0.000	0.000		0.001	-	-			0.009
0.900						-	-	0.000	0.000	0.000		1.96	-	-			-	-	0.000	0.000	0.000		0.001	-	-			0.000	0.000	0.000		0.001	-	-			0.009
0.950						-	-	0.000	0.000	0.000		1.91	-	-			-	-	0.000	0.000	0.000		0.001	-	-			0.000	0.000	0.000		0.001	-	-			0.010
1.000						-	-	0.000	0.000	0.000		1.86	-	-			-	-	0.000	0.000	0.000		0.001	-	-			0.000	0.000	0.000		0.001	-	-			0.010
1.100						-	-	0.000	0.000	0.000		1.76	-	-			-	-	0.000	0.000	0.000		0.001	-	-			0.000	0.000	0.000		0.001	-	-			0.011
1.200						-	-	0.000	0.000	0.000		1.66	-	-			-	-	0.000	0.000	0.000		0.001	-	-			0.000	0.000	0.000		0.001	-	-			0.012
1.300						-	-	0.000	0.000	0.000		1.56	-	-			-	-	0.000	0.000	0.000		0.001	-	-			0.000	0.000	0.000		0.001	-	-			0.013
1.400						-	-	0.000	0.000	0.000		1.46	-	-			-	-	0.000	0.000	0.000		0.002	-	-			0.000	0.000	0.000		0.002	-	-			0.014
1.500						-	-	0.000	0.000	0.000		1.36	-	-			-	-	0.000	0.000	0.000		0.001	-	-			0.000	0.000	0.000		0.001	-	-			0.015
1.600						-	-	0.000	0.000	0.000		1.26	-	-			-	-	0.000	0.000	0.000		0.001	-	-			0.000	0.000	0.000		0.001	-	-			0.016
1.700	0.000	0.000	0.000		1.16	-	-	0.000	0.000	0.000		1.16	-	-			0.000	0.000	0.000		0.001	-	-			0.000	0.000	0.000		0.001	-	-			0.017		
1.800	0.000	0.000	0.000		1.06	-	-	0.000	0.000	0.000		1.06	-	-			0.000	0.000	0.000		0.001	-	-			0.000	0.000	0.000		0.001	-	-			0.018		
1.900	0.000	0.000	0.000		0.960	-	-	0.000	0.000	0.000		0.965	-	-			0.000	0.000	0.000		0.001	-	-			0.000	0.000	0.000		0.001	-	-			0.019		
2.000	0.000	0.000	0.000		0.860	-	-	0.000	0.000	0.000		0.867	-	-			0.000	0.000	0.000		0.001	-	-			0.000	0.000	0.000		0.002	-	-			0.020		
2.200	0.000	0.000	0.000		0.660	-	-	0.000	0.000	0.000		0.676	-	-			0.000	0.000	0.000		0.001	-	-			0.000	0.000	0.000		0.011	-	-			0.022		
2.400	0.000	0.000	0.000		0.461	-	-	0.000	0.000	0.000		0.500	-	-			0.000	0.000	0.000		0.001	-	-			0.000	0.000	0.000		0.035	-	-			0.024		
2.600	0.000	0.000	0.000		0.262	-	40	0.000	0.000	0.000		0.347	-	-			0.000	0.000	0.000		0.002	-	30			0.000	0.000	0.000		0.081	-	-			0.026		
2.800	0.000	0.000	0.000		0.093	-	-	0.000	0.000	0.000		0.228	-	10			0.000	0.000	0.000		0.032	-	50			0.000	0.000	0.000		0.162	-	-			0.028		
3.000	0.000	0.000	0.000		0.014	-	35	0.000	0.000	0.000		0.138	-	1			0.000	0.000	0.000		0.153	-	-			0.000	0.000	0.000		0.272	-	-			0.030		
3.200	0.000	0.000	0.000		0.001	-	-	0.000	0.000	0.000		0.081	-	-			0.000	0.000	0.000		0.340	-	-			0.000	0.000	0.000		0.415	-	-			0.032		
3.400	0.000	0.000	0.000		0.002	-	-	0.000	0.000	0.000		0.044	-	-			0.000	0.000	0.000		0.540	-	-			0.000	0.000	0.000		0.579	-	-			0.034		
3.600	0.000	0.000	0.000		0.001	-	-	0.000	0.000	0.000		0.023	-	-			0.000	0.000	0.000		0.740	-	-			0.000	0.000	0.000		0.758	-	-			0.036		
3.800	0.000	0.000	0.000		0.001	-	-	0.000	0.000	0.000		0.011	-	-			0.000	0.000	0.000		0.940	-	-			0.000	0.000	0.000		0.947	-	-			0.038		
4.000	0.000	0.000	0.000		0.001	-	-	0.000	0.000	0.000		0.005	-	-			0.000	0.000	0.000		1.14	-	-			0.000	0.000	0.000		1.14	-	-			0.040		
4.400	0.000	0.000	0.000		0.001	-	-	0.000	0.000	0.000		0.001	-	-			0.000	0.000	0.000		1.54	-	-			0.000	0.000	0.000		1.54	-	-			0.044		

PIRAEUS BANK (CR)

(Contract Size: 100 Securities, Exercise Style: American, Physical Delivery)

	Call Options														Put Options																					
	November 2019						December 2019						Other Months		November 2019						December 2019						Other Months									
Exercise Price	Open price	Price max	Price min	Last price	Closing price	Volume	Open Interest	Open price	Price max	Price min	Last price	Closing price	Volume	Open Interest	Volume	Open Interest	Open price	Price max	Price min	Last price	Closing price	Volume	Open Interest	Open price	Price max	Price min	Last price	Closing price	Volume	Open Interest	Volume	Open Interest	Exercise Price			
Totals:						0	75							0	11	0	0							0	80							0	0	0	50	
Number of Trades:							0							0			0							0.00							0			0		

PPC (CR)

(Contract Size: 100 Securities, Exercise Style: American, Physical Delivery)

Call Options																Put Options																		
Exercise Price	November 2019							December 2019							Other Months		November 2019							December 2019							Other Months		Exercise Price	
	Open price	Price max	Price min	Last price	Closing price	Volume	Open Interest	Open price	Price max	Price min	Last price	Closing price	Volume	Open Interest	Volume	Open Interest	Open price	Price max	Price min	Last price	Closing price	Volume	Open Interest	Open price	Price max	Price min	Last price	Closing price	Volume	Open Interest	Volume	Open Interest		
0.900						-	-	0.000	0.000	0.000		2.16	-	-									0.000	0.000	0.000		0.001	-	-			0.009		
0.950						-	-	0.000	0.000	0.000		2.11	-	-										0.000	0.000	0.000		0.001	-	-			0.010	
1.000						-	-	0.000	0.000	0.000		2.06	-	-										0.000	0.000	0.000		0.001	-	-			0.010	
1.100						-	-	0.000	0.000	0.000		1.96	-	-										0.000	0.000	0.000		0.001	-	-			0.011	
1.200						-	-	0.000	0.000	0.000		1.86	-	-										0.000	0.000	0.000		0.001	-	-			0.012	
1.300						-	-	0.000	0.000	0.000		1.76	-	-										0.000	0.000	0.000		0.001	-	-			0.013	
1.400						-	-	0.000	0.000	0.000		1.66	-	-										0.000	0.000	0.000		0.001	-	-			0.014	
1.500						-	-	0.000	0.000	0.000		1.56	-	-										0.000	0.000	0.000		0.001	-	-			0.015	
1.600						-	-	0.000	0.000	0.000		1.46	-	-										0.000	0.000	0.000		0.001	-	-			0.016	
1.700	0.000	0.000	0.000		1.36	-	-	0.000	0.000	0.000		1.36	-	-			0.000	0.000	0.000		0.001	-	-	0.000	0.000	0.000		0.001	-	-			0.017	
1.800	0.000	0.000	0.000		1.26	-	-	0.000	0.000	0.000		1.26	-	-			0.000	0.000	0.000		0.001	-	-	0.000	0.000	0.000		0.001	-	-			0.018	
1.900	0.000	0.000	0.000		1.16	-	-	0.000	0.000	0.000		1.16	-	-			0.000	0.000	0.000		0.001	-	-	0.000	0.000	0.000		0.001	-	-			0.019	
2.000	0.000	0.000	0.000		1.06	-	-	0.000	0.000	0.000		1.06	-	-			0.000	0.000	0.000		0.001	-	-	0.000	0.000	0.000		0.001	-	-			0.020	
2.200	0.000	0.000	0.000		0.860	-	-	0.000	0.000	0.000		0.868	-	-			0.000	0.000	0.000		0.002	-	-	0.000	0.000	0.000		0.003	-	-			0.022	
2.400	0.000	0.000	0.000		0.661	-	-	0.000	0.000	0.000		0.678	-	-			0.000	0.000	0.000		0.001	-	-	0.000	0.000	0.000		0.013	-	-			0.024	
2.600	0.000	0.000	0.000		0.461	-	-	0.000	0.000	0.000		0.503	-	-			0.000	0.000	0.000		0.001	-	55	0.000	0.000	0.000		0.037	-	-			0.026	
2.800	0.000	0.000	0.000		0.265	-	-	0.000	0.000	0.000		0.351	-	-			0.000	0.000	0.000		0.005	-	75	0.000	0.000	0.000		0.085	-	-			0.028	
3.000	0.095	0.095	0.095	0.095	0.095	10	15	0.000	0.000	0.000		0.232	-	11			0.000	0.000	0.000		0.044	-	62	0.000	0.000	0.000		0.166	-	-			0.030	
3.200	0.000	0.000	0.000		0.023	-	46	0.000	0.000	0.000		0.142	-	11			0.000	0.000	0.000		0.162	-	15	0.000	0.000	0.000		0.276	-	-			0.032	
3.400	0.000	0.000	0.000		0.003	-	100	0.000	0.000	0.000		0.084	-	25			0.000	0.000	0.000		0.342	-	-	0.000	0.000	0.000		0.418	-	-			0.034	
3.600	0.000	0.000	0.000		0.001	-	60	0.000	0.000	0.000		0.047	-	5			0.000	0.000	0.000		0.540	-	-	0.000	0.000	0.000		0.581	-	-			0.036	
3.800	0.000	0.000	0.000		0.001	-	-	0.000	0.000	0.000		0.024	-	-			0.000	0.000	0.000		0.740	-	-	0.000	0.000	0.000		0.759	-	-			0.038	
4.000	0.000	0.000	0.000		0.001	-	-	0.000	0.000	0.000		0.012	-	-			0.000	0.000	0.000		0.940	-	-	0.000	0.000	0.000		0.947	-	-			0.040	
4.400	0.000	0.000	0.000		0.001	-	-	0.000	0.000	0.000		0.003	-	-			0.000	0.000	0.000		1.34	-	-	0.000	0.000	0.000		1.34	-	-			0.044	
Totals:						10	221						0	52	0	0							10	207							0	37	0	0
Number of Trades:						1							0		0	0							0.00								0		0	0

Lending Products	Underlying Title	Multilateral Transactions[1]					Bilateral Transactions[2]		Stock Borrowing through OTC (volume)[3]
		Open Interest[5]	Volume(Offered)	Average Weighted	Transactions volume	Average Weighted	Transactions Volume	Average Weighted	Transactions Volume
ADMIEBOR	ADMIE (IPTO) HOLDING S.A. (CR)	---	---	---	---	---	---	115,644	
AEGNBOR	AEGEAN AIRLINES (CR)	3,400	---	---	280	2.65%	---	11,211	
ALPHABOR	ALPHA BANK (CR)	24,000	---	---	---	---	---	47,090,381	
ALMYBOR	ALUMIL (CR)	---	---	---	---	---	---	---	
TATTBOR	ATTICA BANK S.A. (CR)	---	---	---	---	---	---	370	
EEEBOR	CC HBC AG (CR)	---	---	---	---	---	---	70,546	
CENERBOR	CENERGY HOLDINGS (CB)	---	---	---	100	2.65%	---	---	
ELLAKTORBOR	ELLAKTOR (CR)	100	---	---	---	---	---	1,898	
EUROBBOR	EUROBANK ERGASIAS (CR)	37,182	---	---	---	---	---	59,191,167	
EYDAPBOR	EYDAP S.A. (CR)	---	---	---	---	---	---	232,781	
FFGRPBOR	FOLLI FOLLIE (CR)	---	---	---	---	---	---	1,172,888	
FOYRKBOR	FOURLIS (CR)	7,370	---	---	500	2.87%	---	8,391	
GEKTERNABOR	GEK TERNA (CR)	---	---	---	---	---	---	24,493	
SARBOR	GR. SARANTIS S.A. (CR)	3,765	---	---	---	---	---	612	
EXAEBOR	HELLENIC EXCHANGES-A.S.E. (CR)	---	---	---	---	---	---	123,778	
ELPEBOR	HELLENIC PETROLEUM (CR)	---	---	---	---	---	---	68,833	
INTRKBOR	INTRACOM HOLDINGS (CR)	---	---	---	---	---	---	---	
INLOTBOR	INTRALOT (CR)	---	---	---	---	---	---	514,512	
BELABOR	JUMBO SA (CR)	24,915	---	---	3,500	2.65%	---	98,098	
LAMDABOR	LAMDA DEVELOPMENT SA (CR)	384	---	---	---	---	---	8,000	
MIGBOR	MARFIN INVESTMENT GROUP (CR)	---	---	---	---	---	---	1,659,474	
MOHBOR	MOTOR OIL (CR)	1,600	---	---	2,300	2.65%	---	48,134	
MYTILBOR	MYTILINEOS (CR)	---	---	---	---	---	---	25,742	
ETEBOR	NATIONAL BANK (CR)	5,000	---	---	---	---	---	20,957,248	
OPAPBOR	OPAP (CR)	7,000	---	---	---	---	---	1,279,606	
HTOBOR	OTE (CR)	7,000	---	---	17,000	5.17%	13,000	10.00%	566,797
PPABOR	P.P.A. S.A. (CR)	115	---	---	---	---	---	2,901	
TPEIRBOR	PIRAEUS BANK (CR)	---	---	---	---	---	---	24,117,032	
PLAISBOR	PLAISIO COMPUTERS SA (CR)	---	---	---	---	---	---	1,000	
PPCBOR	PPC (CR)	15,000	---	---	---	---	---	6,876,914	
QUALBOR	QUALITY & RELIABILITY SA (CR)	---	---	---	---	---	---	---	

## Stock Lending Notes

[1] - Multilateral contracts Lending or Borrowing as per Methods 8-1, 8-2 and 8-3-3 (According to ATHEX BoD Resolution No.17)

[2] - Bilateral Contracts Lending or Borrowing as per Methods 8-3-1 and 8-3-2 (According to ATHEX BoD Resolution No.20 )

[3] - The information concerning OTC Stock Borrowing Transactions is based on the statements of the Dematerialised Securities System (DSS) operators involved and refers to volumes that have been registered up until the previous working day.

[4] - Average Price (Volume weighted)

[5] - The Data concerning Open Interest before the start of trading session

Lending Products	Underlying Title	Open Interest[5]	Multilateral Transactions[1]				Bilateral Transactions[2]		Stock Borrowing through OTC (volume)[3]
			Volume(Offered)	Average Weighted	Transactions volume	Average Weighted	Transactions Volume	Average Weighted	Transactions Volume
TENERGYBOR	TERNA ENERGY (CR)	---	---	---	---	---	---	12,892	
TITCBOR	TITAN CEMENT (CB)	1,500	---	---	500	2.65%	---	7,110	
VIQBOR	VIQHALCO SA/NV (CB)	---	---	---	400	2.65%	---	---	

## Stock Lending Notes

[1] - Multilateral contracts Lending or Borrowing as per Methods 8-1, 8-2 and 8-3-3 (According to ATHEX BoD Resolution No.17)

[2] - Bilateral Contracts Lending or Borrowing as per Methods 8-3-1 and 8-3-2 (According to ATHEX BoD Resolution No.20 )

[3] - The information concerning OTC Stock Borrowing Transactions is based on the statements of the Dematerialised Securities System (DSS) operators involved and refers to volumes that have been registered up until the previous working day.

[4] - Average Price (Volume weighted)

[5] - The Data concerning Open Interest before the start of trading session

## Sectors codification for listed companies

12003 -	ETF	10101010	Computer Services
10101015	Software	10102030	Computer Hardware
15101010	Telecommunications Equipment	15102015	Telecommunications Services
20101010	Health Care Facilities	20101025	Health Care Services
20102010	Medical Equipment	20103015	Pharmaceuticals
30101010	Banks	30202000	Diversified Financial Services
30202010	Asset Managers & Custodians	30202015	Investment Services
30302010	Full Line Insurance	30302015	Insurance Brokers
35101010	Real Estate Holding and Development	35101015	Real Estate Services
35102000	Diversified REITs	35102030	Office REITs
40201040	Rental & Leasing Services: Consumer	40202010	Home Construction
40202015	Household Furnishings	40202020	Household Appliance
40203040	Electronic Entertainment	40203045	Toys
40204020	Clothing & Accessories	40301010	Entertainment
40301030	Publishing	40301035	Radio & TV Broadcasters
40401010	Diversified Retailers	40401020	Apparel Retailers
40401025	Home Improvement Retailers	40401030	Specialty Retailers
40501010	Airlines	40501015	Travel & Tourism
40501020	Casinos & Gambling	40501025	Hotels & Motels
45101015	Distillers & Vintners	45101020	Soft Drinks
45102010	Farming Fishing Ranching & Plantations	45102020	Food Products
45103010	Tobacco	45201010	Food Retailers & Wholesalers
45201020	Personal Products	50101010	Construction
50101030	Cement	50101035	Building Materials: Other
50202010	Electrical Components	50203000	Diversified Industrials
50203015	Plastics	50203030	Containers & Packaging
50204000	Machinery: Industrial	50204020	Machinery: Construction & Handling
50205010	Industrial Suppliers	50205020	Back Office Support HR & Consulting
50205030	Forms & Bulk Printing Services	50206015	Commercial Vehicles & Parts
50206030	Marine Transportation	50206060	Transportation Services
55101000	Diversified Materials	55101020	Textile Products
55102000	General Mining	55102010	Iron & Steel
55102015	Metal Fabricating	55102035	Aluminum
60101000	Integrated Oil & Gas	60101020	Oil Refining and Marketing
65101010	Alternative Electricity	65101015	Conventional Electricity
65102030	Water		





**ATHEX**  
Athens Stock Exchange

Λεωφ. Αθηνών 110 104 42 Αθήνα  
110, Athinon Ave. GR 104 42 Athens  
tel. (+30)210-33.66.800, fax (+30)210-33.66.101  
[www.athexgroup.gr](http://www.athexgroup.gr)