

19

**Ημερήσιο Δελτίο
Συναλλακτικής Δραστηριότητας**

Daily Official List
of Trading Activity

Friday, 6 September, 2019
Year: 140 Trading Day No: 169



ATHEXGROUP
Athens Exchange Group

Disclaimer:

Hellenic Exchanges-Athens Stock Exchange S.A endeavours to ensure that the data and other material ("Information") presented on the Daily Official List are accurate and complete, but it is not liable for any errors or omissions of data or /and for the accuracy, credibility, updating and completeness of the aforesaid information nor it has any liability arising directly or indirectly from the use of the above Information.

The Company is not liable for the accuracy of the data included in listed companies' announcements. Only the sender of such an announcement is fully and solely liable for any infringement of third party's rights from the content of such announcement. All contents of the Daily Official List are provided only for information purposes and do not constitute investment advice or solicitation to invest in securities or other products listed for trading on the Exchange.

You acknowledge and agree that the Company is the owner of any property rights related to any Information appearing on the Daily Official List including intellectual property rights copyright, trademarks, etc.

The above data are a property of the Hellenic Exchanges-Athens Exchange and are copyright protected. Users are forbidden to reproduce, modify, copy, sale, transmit or redistribute, by all reproduction means and methods, part or the whole of the above data, without reference to their source.

The commercial exploitation of these data is, also, forbidden by third parties. Hellenic Exchanges-Athens Exchange does not carry any responsibility, direct or indirect, derived from usage or accidental alteration of the above data when used by third parties.

Hellenic Exchanges – Athens Stock Exchange S.A.

110 Athinon Ave., 10442 Athens, Tel: (210) 33.66.800, Fax: (210) 32.13.938

www.athexgroup.gr

Thessalonica Stock Exchange Center (T.S.E.C)

16-18 Katouni Str., Thessalonica 546 25 Tel: (2310) 567.667, Fax: (2310) 530.545

Athex Members Guarantee Fund

14-16 Fidiou Str., Athens 106 78, Tel: (210) 33.04.682, Fax: (210) 33.04.155

Hellenic Republic Capital Market Commission

1 Kolokotroni Str. & 1 Stadiou Str., Athens 10562 Tel: (210) 33.77.100 Fax: (210) 33.77.173

Table of Contents

Section 1: Statistical Figures of Securities, Derivatives and Lending

Summary of Markets

Athex Indices

Analytic Figures for Athex Market's Boards and Categories

Trading Details by Athex Sectors and Financial Instruments (ETFs)

Top 10 best & worst performing Shares

Derivatives Summary

Section 2: Analytic Figures of Shares Transactions

Analytic Figures of Shares Transactions

Shares' Notes

Section 3: Figures of Securities Transactions

Securities Blocks Details

Shares Rights Details

Stock Borrowing

Securities Forced Sales

Forced Sales Registered Shares

Exchange Traded Funds (ETFs) Characteristics

Section 5: Bonds traded in Fixed Income Assets Market

Convertible Corporate Bonds - Regulated Market

Non Convertible Corporate Bonds - Regulated Market

Government Bonds

Treasury Bills & Zero Coupon Government Bonds

Government Bonds Traded with the Open Outcry Method

State Banks Bonds

Section 6: Additional Infos

Athex & ATHEXClear Members List

List of Stocks under Market Making operations

Section 7: Derivatives Market Analytic Figures

Index Futures

Stock Futures

Index Options

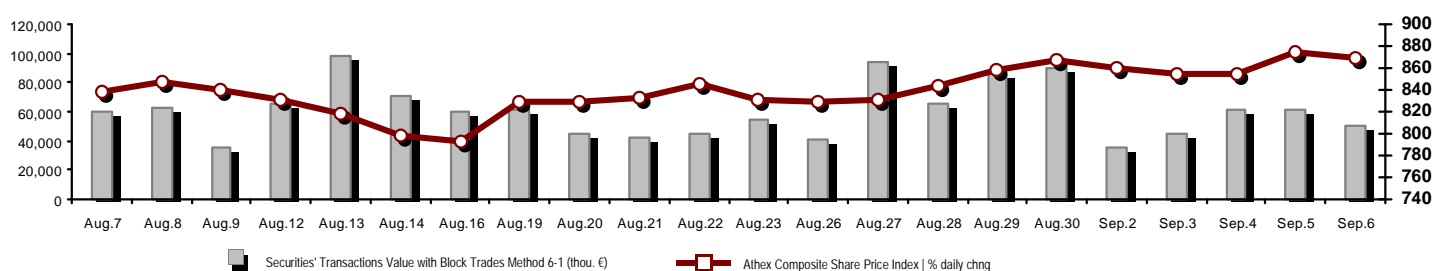
Stock Options

Stock Lending Analytic Figures

Appendix A: Sectors codification for listed companies

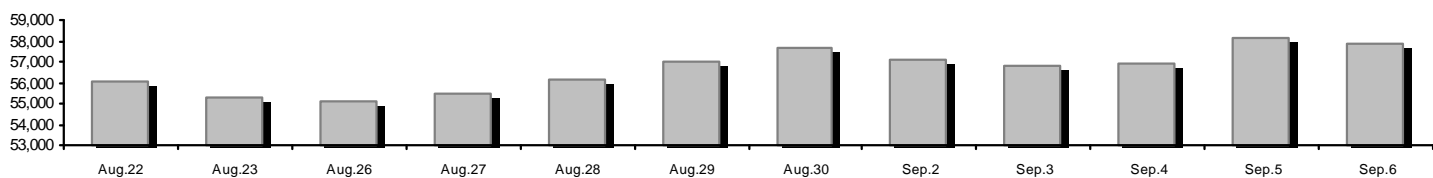
Summary of Markets

Athex Composite Share Price Index vs Shares and Derivatives Transactions Value

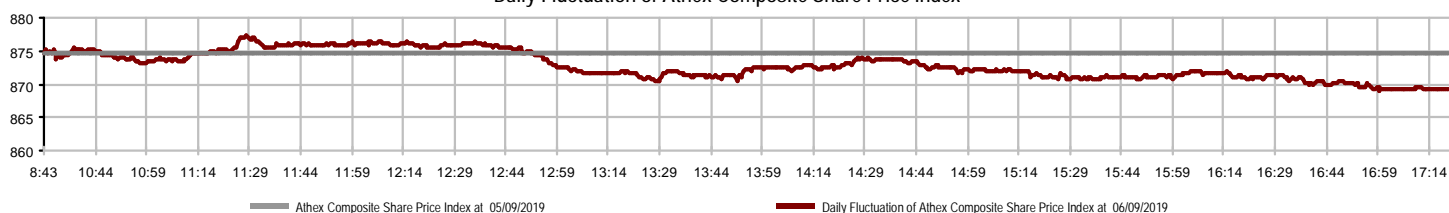


Athex Capitalisation (mill. €) **: 57,878.71	Derivatives Total Open Interest: 409,924
Daily change: mill. € %: -294.40 -0.51%	in Index Futures % daily chng: 16,517 0.76%
Yearly Avg Capitalisation: mill. € % chng prev year Avg: 53,143.68 1.95%	in Stock Futures % daily chng: 387,678 0.11%
Athex Composite Share Price Index % daily chng: 869.38 -0.60%	in Index Options % daily chng: 2,870 1.31%
Athex Composite Share Price Index Capitalisation (mill. €): 52,940.97	in Stock Options % daily chng: 2,859 0.00%
Daily change (mill. €): -295.33	
Securities' Transactions Value with Block Trades Method 6-1 (thou. €): 50,669.49	Derivatives Contracts Volume: 23,978
Daily change: %: -10,930.37 -17.74%	Daily change: pieces %: -6,085 -20.24%
YtD Avg Trans. Value: thou. € % chng prev year Avg: 66,336.19 20.79%	YtD Avg Derivatives Contracts % chng prev year Avg: 42,794 -23.59%
Blocks Transactions Value of Method 6-1 (thou. €): 1,073.80	Derivatives Trades Number: 1,862
Blocks Transactions Value of Method 6-2 & 6-3 (thou. €): 0.00	Daily change: number %: -776 -29.42%
Bonds Transactions Value (thou.€): 1,010.30	YtD Avg Trades number % chng prev year Avg: 3,018 11.29%
Securities' Transactions Volume with Block Trades Method 6-1 (thou. Pieces): 27,487.23	Lending Total Open Interest: 245,164
Daily change: thou. pieces %: 2,117.06 8.34%	Daily change: pieces %: 37,258 17.92%
YtD Avg Volume: % chng prev year Avg: 34,467.31 -7.23%	Lending Volume (Multilateral/Bilateral): 3,215
Blocks Transactions Volume of Method 6-1 (thou. Pieces): 570.00	Daily change: pieces %: -35,274
Blocks Transactions Volume of Method 6-2 & 6-3 (thou. Pieces): 0.00	Multilateral Lending: 1,944
Bonds Transactions Volume: 982,000	Bilateral Lending: 1,271
Securities' Trades Number with Block Trades Method 6-1: 24,540	Lending Trades Number: 16
Daily change: number %: -9,788 -28.51%	Daily change: %: 3
YtD Avg Trades number % chng prev year Avg: 27,451 35.03%	Multilateral Lending Trades Number: 15
Number of Blocks Method 6-1: 3	Bilateral Lending Trades Number: 1
Number of Blocks Method 6-2 & 6-3: 0	
Number of Bonds Transactions: 49	

Athex Capitalisation (mill. €) **



Daily Fluctuation of Athex Composite Share Price Index



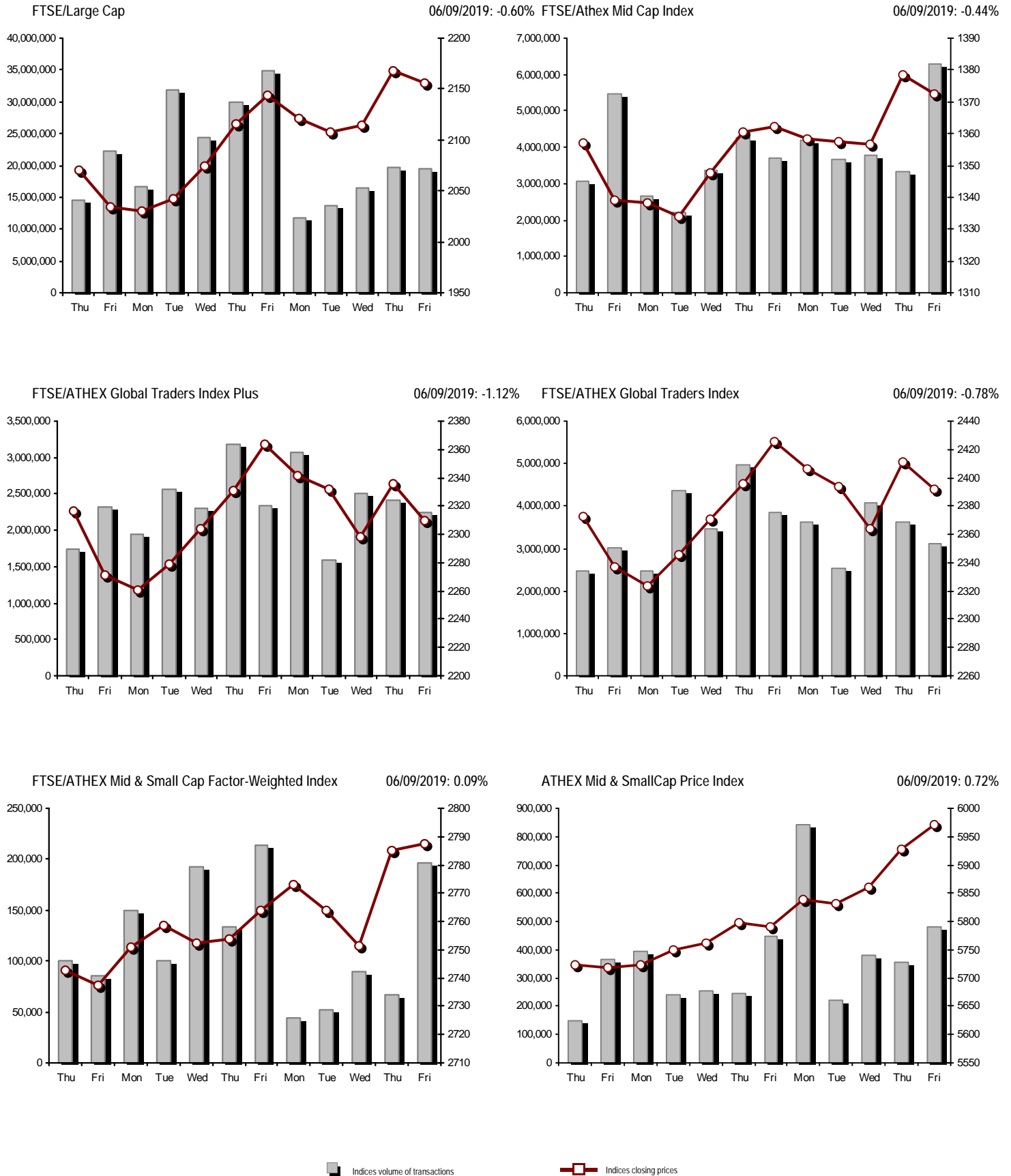
Athex Indices

Index name	06/09/2019	05/09/2019	pts.	%	Min	Max	Year min	Year max	Year change
Athex Composite Share Price Index	869.38 €	874.65	-5.27	-0.60%	869.00	877.19	600.12	901.57	41.75% #
FTSE/Athex Large Cap	2,155.44 €	2,168.45	-13.01	-0.60%	2,155.12	2,176.32	1,580.73	2,270.46	34.01% #
FTSE/Athex Mid Cap Index	1,372.35 €	1,378.47	-6.12	-0.44%	1,372.10	1,391.71	945.49	1,467.88	40.74% #
FTSE/ATHEX-CSE Banking Index	592.85 €	597.01	-4.16	-0.70%	592.85	601.84	275.15	641.15	78.17% #
FTSE/ATHEX Global Traders Index Plus	2,309.78 €	2,335.98	-26.20	-1.12%	2,309.78	2,345.01	1,947.04	2,479.89	15.81% #
FTSE/ATHEX Global Traders Index	2,392.30 €	2,411.17	-18.87	-0.78%	2,391.90	2,418.30	1,866.67	2,517.12	26.08% #
FTSE/ATHEX Mid & Small Cap Factor-Weighted Ind	2,787.69 #	2,785.12	2.57	0.09%	2,777.35	2,797.32	2,173.67	2,824.96	25.84% #
ATHEX Mid & SmallCap Price Index	5,970.90 #	5,928.07	42.83	0.72%	5,914.66	5,994.42	3,914.71	5,994.42	50.70% #
FTSE/Athex Market Index	536.10 €	539.30	-3.20	-0.59%	536.05	541.32	392.32	563.60	34.30% #
FTSE Med Index	4,596.72 #	4,577.30	19.42	0.42%			3,966.78	4,754.28	15.94% #
Athex Composite Index Total Return Index	1,415.98 €	1,424.57	-8.59	-0.60%	1,415.36	1,428.70	952.47	1,466.98	45.47% #
FTSE/ATHEX Large Cap Net Total Return	976.85 €	982.75	-5.90	-0.60%	976.70	986.31	692.89	1,027.12	38.56% #
Hellenic Mid & Small Cap Index	1,222.49 €	1,227.54	-5.05	-0.41%	1,220.84	1,230.93	884.70	1,269.98	34.84% #
FTSE/Athex Banks	783.30 €	788.79	-5.49	-0.70%	783.30	795.17	363.54	847.12	78.17% #
FTSE/Athex Financial Services	1,138.62 #	1,135.03	3.59	0.32%	1,135.03	1,156.91	744.92	1,191.69	45.93% #
FTSE/Athex Industrial Goods & Services	2,685.89 €	2,728.93	-43.04	-1.58%	2,684.05	2,746.48	1,884.26	2,967.88	40.66% #
FTSE/Athex Retail	77.37 #	76.36	1.01	1.32%	76.36	79.38	58.44	80.54	29.14% #
FTSE/ATHEX Real Estate	5,635.01 €	5,665.94	-30.93	-0.55%	5,590.08	5,740.96	2,928.70	6,158.58	86.59% #
FTSE/Athex Personal & Household Goods	8,968.77 €	9,036.94	-68.17	-0.75%	8,968.77	9,095.71	6,649.54	9,943.56	30.39% #
FTSE/Athex Food & Beverage	11,689.64 €	11,747.08	-57.44	-0.49%	11,686.05	11,799.22	10,000.70	13,120.06	15.62% #
FTSE/Athex Basic Resources	6,821.44 #	6,807.67	13.77	0.20%	6,703.81	6,869.20	3,146.82	11,171.70	107.92% #
FTSE/Athex Construction & Materials	2,968.22 €	2,970.37	-2.15	-0.07%	2,947.97	2,984.33	2,437.75	3,183.37	14.95% #
FTSE/Athex Oil & Gas	5,164.46 €	5,243.95	-79.49	-1.52%	5,164.46	5,243.95	4,612.01	5,758.60	6.26% #
FTSE/Athex Chemicals	9,466.16 €	9,527.31	-61.15	-0.64%	9,312.36	9,638.55	7,722.79	11,217.47	15.78% #
FTSE/Athex Travel & Leisure	1,677.72 #	1,670.74	6.98	0.42%	1,667.02	1,684.10	1,309.57	1,754.14	26.81% #
FTSE/Athex Technology	1,017.15 €	1,027.37	-10.22	-0.99%	1,017.15	1,035.00	692.80	1,087.14	43.42% #
FTSE/Athex Telecommunications	3,393.92 €	3,424.20	-30.28	-0.88%	3,344.37	3,429.70	2,614.94	3,605.87	29.52% #
FTSE/Athex Utilities	2,914.22 #	2,907.68	6.54	0.22%	2,887.03	2,923.15	1,729.19	2,923.15	65.68% #
FTSE/Athex Health Care	498.64 ~	498.64	0.00	0.00%	495.21	498.64	460.82	508.96	-1.50% €
Athex All Share Index	209.75 €	210.75	-1.00	-0.47%	209.75	209.75	157.01	215.26	32.74% #
Hellenic Corporate Bond Index	120.47 €	120.55	-0.08	-0.07%			116.31	120.76	3.55% #
Hellenic Corporate Bond Price Index	96.89 €	96.97	-0.07	-0.08%			95.04	97.19	1.15% #

Note 1: FTSE/Med 100, Hellenic Corporate Bond Price Index and Hellenic Corporate Bond Index closing prices refer to the previous trading day of 04/09/2019.

Note 2: The Hellenic Mid & Small Cap Index is a Customized index calculated by the Athens Exchange.

Athex Indices



Analytic Figures for Athex Market's Boards and Categories

	Total Traded Securities	Main Market	Surveillance	Exchange Traded Funds (ETFs)
Totals	129	109	19	1
Gain / Lose / Same:	39 / 59 / 31	37 / 49 / 23	2 / 9 / 8	0 / 1 / 0
Athex Capitalisation (mill. €) **	57,878.71	57,576.58	302.13	
Daily Average Trans/ons Value(thou.€)	66,336.19	66,321.84	46.96	39.82
Transactions Value	50,669.49	50,506.92	149.28	13.28
Main Board:	49,595.69	49,433.12	149.28	13.28
Blocks Board 6_2_3:	1,073.80	1,073.80	0.00	0.00
Forced Sales Board:	0.00	0.00	0.00	0.00
Special Terms Board:	0.00	0.00	0.00	0.00
Daily Average Transactions Volume	34,467,309	34,137,134	361,826	1,825
Transactions Volume	27,487,229	26,671,521	815,114	594
Main Board:	26,917,229	26,101,521	815,114	594
Blocks Board 6_2_3:	570,000	570,000	0	0
Forced Sales Board:	0	0	0	0
Special Terms Board:	0	0	0	0
Daily Average Number of Trades	27,451	27,304	146	3
Number of Trades	24,540	24,305	232	3
Main Board:	24,537	24,302	232	3
Blocks Board 6_2_3:	3	3	0	0
Forced Sales Board:	0	0	0	0
Special Terms Board:	0	0	0	0

Trading Details by Athex Sectors and Financial Instruments (ETFs)

Code	Sectors	Gain / Lose / Same	Number of Trades	Transactions Volume	Transactions Value	% of Total Trans. Value
3010	- Banks	2 / 4 / 0	10,603	17,385,308	23,891,231.28	47.15%
5510	- Basic Resources	6 / 4 / 3	582	303,598	349,590.69	0.69%
5010	- Construction & Materials	2 / 8 / 3	1,885	1,086,452	2,207,911.18	4.36%
4020	- Consumer Products & Services	2 / 4 / 1	866	282,884	1,317,433.85	2.60%
6010	- Energy	1 / 2 / 1	1,680	228,153	4,325,058.49	8.54%
12000	- Financial Instruments	0 / 1 / 0	3	594	13,283.82	0.03%
3020	- Financial Services	2 / 1 / 0	907	4,410,406	965,861.09	1.91%
4510	- Food Beverage & Tobacco	5 / 5 / 0	203	199,741	470,643.65	0.93%
2010	- Health Care	2 / 0 / 2	45	38,195	31,783.66	0.06%
5020	- Industrial Goods & Service	6 / 10 / 9	1,691	1,054,917	3,006,278.07	5.93%
3030	- Insurance	0 / 1 / 0	34	8,110	38,381.50	0.08%
4030	- Media	0 / 0 / 1	8	5,050	1,522.00	0.00%
4520	- Personal Care, Drug & Grocery Stores	0 / 1 / 2	144	48,554	188,925.98	0.37%
3510	- Real Estate	2 / 5 / 1	520	120,667	752,671.86	1.49%
4040	- Retail	2 / 3 / 2	256	74,203	261,589.24	0.52%
1010	- Technology	1 / 3 / 3	374	108,603	270,665.62	0.53%
1510	- Telecommunications	1 / 3 / 1	1,873	610,456	5,787,362.15	11.42%
4050	- Travel & Leisure	2 / 4 / 0	1,591	879,287	4,277,904.28	8.44%
6510	- Utilities	3 / 0 / 2	1,275	642,051	2,511,393.26	4.96%

Top 10 best & worst performing Shares

Main Market

With positive Price change	Closing price	change	With negative Price change	Closing price	change
ELASTRON (CR)	1.52	5.92% #	EUROPEAN RELIANCE INSUR. (CR)	4.66	-3.72% €
MOUZAKIS (CR)	0.515	5.10% #	ATTICA BANK S.A. (CR)	0.455	-2.36% €
EKTER SA (CR)	1.89	3.00% #	TECHNICAL OLYMPIC SA (CR)	2.53	-2.32% €
MARFIN INVESTMENT GROUP (CR)	0.1474	2.50% #	AVAX S.A. (CR)	0.648	-2.26% €
BANK OF GREECE (CR)	14.3	2.14% #	CENERGY HOLDINGS (CB)	1.398	-2.24% €
KRI-KRI S.A. (CR)	5.3	1.92% #	MYTILINEOS (CR)	9.98	-2.16% €
TRASTOR REAL EST. INV. CO.(CR)	1.12	1.82% #	MOTOR OIL (CR)	20.9	-1.97% €
ATHENS MEDICAL CENTER SA (CR)	2.16	1.41% #	NATIONAL BANK (CR)	2.63	-1.87% €
EUROBANK ERGASIAS (CR)	0.819	1.11% #	INTRALOT (CR)	0.4795	-1.74% €
ALUMIL (CR)	1.21	0.83% #	KIRIAKOULIS SHIPPING SA (CR)	2.3	-1.71% €
With the highest Transactions Value	Value (thou. €)	change	With the highest Transactions Volume	Volume	change
ALPHA BANK (CR)	7,736.82	-1.15% €	EUROBANK ERGASIAS (CR)	8,995,580	1.11% #
EUROBANK ERGASIAS (CR)	7,358.84	1.11% #	ALPHA BANK (CR)	4,692,630	-1.15% €
OTE (CR)	5,653.26	-0.88% €	MARFIN INVESTMENT GROUP (CR)	4,344,239	2.50% #
NATIONAL BANK (CR)	4,964.10	-1.87% €	NATIONAL BANK (CR)	1,868,474	-1.87% €
MOTOR OIL (CR)	4,086.62	-1.97% €	PIRAEUS BANK (CR)	1,111,599	-1.64% €
OPAP (CR)	3,903.64	0.61% #	ATTICA BANK S.A. (CR)	708,254	-2.36% €
PIRAEUS BANK (CR)	3,382.44	-1.64% €	OTE (CR)	458,801	-0.88% €
MYTILINEOS (CR)	1,959.51	-2.16% €	INTRALOT (CR)	414,120	-1.74% €
JUMBO SA (CR)	1,178.73	-0.89% €	OPAP (CR)	396,542	0.61% #
TERNA ENERGY (CR)	1,023.92	0.26% #	ELLAKTOR (CR)	364,034	0.00% -

Note: Stocks that are not included in the "Low Dispersion" and "Under Supervision" categories, and the transactions value is more than 10,000 €.

Derivatives Summary

	Number of Trades	Volume	Open Interest
Index Futures	174	702	16,517
FTSE/Athex Large Cap	174	702	16,517
Stock Futures	1,674	23,180	387,678
ADMIE (IPTO) HOLDING S.A. (CR)	45	239	7,243
ALPHA BANK (CR)	289	5,439	67,496
ATTICA BANK S.A. (CR)	5	63	7,891
CC HBC AG (CR)	7	12	327
CENERGY HOLDINGS (CB)	15	91	9,236
ELLAKTOR (CR)	63	375	10,220
EUROBANK ERGASIAS (CR)	222	6,313	50,359
EYDAP S.A. (CR)	4	9	580
FOURLIS (CR)	3	3	298
GEK TERNA (CR)	15	28	9,613
HELLENIC EXCHANGES-A.S.E. (CR)	12	37	2,870
HELLENIC PETROLEUM (CR)	5	19	1,950
INTRACOM HOLDINGS (CR)	12	79	4,343
INTRALOT (CR)	15	81	4,908
JUMBO SA (CR)	4	22	1,120
LAMDA DEVELOPMENT SA (CR)	19	45	2,589
MARFIN INVESTMENT GROUP (CR)	110	2,167	86,294
MOTOR OIL (CR)	18	40	507
MYTILINEOS (CR)	132	471	12,197
NATIONAL BANK (CR)	256	3,895	45,057
OPAP (CR)	41	999	4,955
OTE (CR)	62	215	4,635
P.P.A. S.A. (CR)	2	2	740
PIRAEUS BANK (CR)	193	1,709	22,757
PPC (CR)	91	662	18,252
TERNA ENERGY (CR)	18	103	5,054
TITAN CEMENT (CB)	1	1	11
VIOHALCO SA/NV (CB)	15	61	6,176
Index Options	10	65	2,870
FTSE/Athex Large Cap	10	65	2,870
Stock Options	4	31	2,859
ALPHA BANK (CR)	1	2	182
NATIONAL BANK (CR)	1	20	945
OPAP (CR)	0	0	2
OTE (CR)	0	0	0
PIRAEUS BANK (CR)	0	0	186
PPC (CR)	2	9	1,544
Total Derivatives Traded	1,862	23,978	409,924

Number of Outstanding Securities	Nominal Value	Dividends [1]			Date of Last Coupon		Note	Shares	Closing price	% change	Previous closing price/date	Open price	Price min	Price max	Last price	Avg price	Last Bid [7]	Last Ask [7]	P/E after	Year	Volume	Trades	Transactions Value[8]	Company Mkt Value (thou. €)	Year low	Year high	Sector[4]		
		2016	2017	2018	Dividend [2]	Right																							
11,125,110	0.300	---	---	---	02/06/2010	06/11/2017	5178	EUROCONSULTANTS S.A. (CR)	0.22	-6.78	€ 0.236	05/09/2019	0.22	0.2	0.22	0.22	0.212	30@0.218	1000@0.222	---	---	13,000	7	2,750.00	2,447.52	0.105	0.236	50205020	
7,125,216	0.650	---	---	---	01/07/2005	14/12/1999	4955	KRE.KA SA (CR)	0.034	---	0.034	05/09/2019	---	---	---	---	32298@0.041	---	---	2018	---	---	---	242.26	0.0275	0.0405	45102010		
7,734,375	1.00	---	---	---	09/07/2007	07/01/2011	5112	LIVANIS SA (CR)	0.068	---	0.068	05/09/2019	---	---	---	---	---	3000@0.082	---	---	---	---	---	525.94	0.032	0.0815	40301030		
15,842,391	1.51	---	---	---	15/07/2009	12/05/2000	5141	BITROS HOLDING SA (CR)	0.2	-1.96	€ 0.204	05/09/2019	0.164	0.164	0.2	0.2	0.174	800@0.164	972@0.200	---	---	2,053	5	356.60	3,168.48	0.084	0.278	55102010	
119,596,817	0.300	---	---	---	15/07/2008	27/04/2017	5190	NIKAS SA (CR)	0.43	---	0.43	05/09/2019	---	---	---	---	---	2@0.344	---	---	---	---	---	51,426.63	0.32	0.444	45102020		
24,319,250	0.300	---	---	---	09/07/2002	04/07/2007	5165	PRODEFTIKH SA (CR)	0.14	-13.04	€ 0.161	05/09/2019	0.169	0.13	0.169	0.14	0.15	491@0.151	2000@0.170	---	---	14,378	14	2,157.12	3,404.70	0.09	0.22	50101010	
245,497,164	0.300	---	---	---	01/07/2008	30/07/2012	5207	SELONDA AQUACULTURE SA (CR)	0.0525	5.00	# 0.05	05/09/2019	0.053	0.0525	0.053	0.0525	0.053	8000@0.052	12252@0.053	---	---	58,843	23	3,098.61	12,888.60	0.031	0.0776	45102010	
10,186,667	1.35	---	---	---	24/06/2008	02/02/2016	4887	SIDMA SA (CR)	0.45	---	0.45	05/09/2019	0.452	0.452	0.452	0.452	0.452	500@0.450	213@0.452	---	---	290	1	131.08	4,584.00	0.204	0.595	55102010	
23,743,440	0.300	---	---	---	23/06/2008	24/07/2018	5200	SFAKIANAKIS SA (CR)	0.34	---	0.34	05/09/2019	0.34	0.34	0.34	0.34	0.34	38010@0.340	---	---	---	---	120	1	40.80	8,072.77	0.236	0.392	40401030
766,000	1.00	---	---	---	01/07/2004	11/12/2012	5193	TRIA ALFA SA (CR)	2.64	---	2.64	05/09/2019	2.4	2.4	2.4	2.4	2.4	---	285@2.40	80.88	2018	1	1	2.40	2,536.74	2.4	3.18	55101020	
245,000	1.00	---	---	---	19/07/2010	11/12/2012	5194	TRIA ALFA SA (PR)	2.1	---	2.1	05/09/2019	---	---	---	---	---	---	10482@2.10	64.34	2018	---	---	---	2,536.74	0.535	2.1	55101020	

Suspension Status

20,255,805	0.300	---	---	---	22/08/2006	02/08/2010	5136	AXON HOLDING SA (CR)	0.058	---	0.058	28/04/2017	---	---	---	---	---	---	---	---	---	---	---	---	1,174.84	0.058	0.058	20101010
21,820,410	0.800	---	---	---	22/05/2008	02/08/2011	5174	EUROMEDICA SA (CR)	0.448	---	0.448	30/04/2018	---	---	---	---	---	---	---	---	---	---	---	---	9,775.54	0.448	0.448	20101010
66,948,210	0.300	---	---	---	22/09/2015	22/09/2015	5179	FOLLI FOLLIE (CR)	4.8	---	4.8	24/05/2018	---	---	---	---	---	---	---	---	---	---	---	---	321,351.41	4.8	4.8	40401030
14,870,100	0.300	---	---	---	15/05/2008	26/09/2011	5130	ALPHA GRISSIN S.A. (CR)	0.014	---	0.014	13/04/2017	---	---	---	---	---	---	---	---	---	---	---	---	208.18	0.014	0.014	10102030
33,930,000	0.300	---	---	---	03/07/2006	30/05/2001	4865	BABIS VOVOS SA (CR)	0.304	---	0.304	30/03/2012	---	---	---	---	---	---	---	---	---	---	---	---	10,314.72	0.304	0.304	35101010
77,126,446	0.340	---	---	---	23/05/2005	18/08/2011	5206	G.E. DIMITRIOU (CR)	0.0125	---	0.013	30/04/2019	---	---	---	---	---	---	---	---	---	---	---	---	964.08	0.01	0.028	40202020
6,000,000	0.600	---	---	---	13/06/2008	08/04/2004	5172	EUROBROKERS S.A. (CR)	0.008	---	0.008	27/04/2018	---	---	---	---	---	---	---	---	---	---	---	---	48.00	0.008	0.008	30302015
7,500,000	0.330	---	---	---	19/06/2015	11/07/2018	---	S.KANAKIS SA (CR)	4.36	---	4.36	16/08/2019	---	---	---	---	---	148451@4.36	---	---	---	---	---	---	32,700.00	3.8	4.42	45201010
24,619,524	0.500	---	---	---	10/10/1986	30/12/2002	4914	KERAMIA-ALLATINI (CR)	0.088	---	0.088	30/08/2012	---	---	---	---	---	---	---	---	---	---	---	---	2,166.52	0.088	0.088	35101010
31,543,600	0.420	---	---	---	19/07/2010	19/12/2018	5205	KRETA FARM SA (CR)	1.085	---	1.085	30/04/2019	---	---	---	---	---	---	---	---	---	---	---	---	34,224.81	0.6	1.22	45102020
25,179,640	0.600	---	---	---	08/08/1994	19/09/2000	5191	J.BOUTARIS & SON HOLD. SA (CB)	0.026	---	0.026	01/10/2018	---	---	---	---	---	---	---	---	---	---	---	---	742.45	0.026	0.026	45101015
1,540,000	0.600	---	---	---	08/08/1994	19/09/2000	5192	J.BOUTARIS & SON HOLD. (PB)	0.057	---	0.057	01/10/2018	---	---	---	---	---	---	---	---	---	---	---	---	742.45	0.057	0.057	45101015
23,935,280	0.300	---	---	---	29/06/2009	13/06/2000	5153	NAYTEMPORIKI PUBLISHING SA(CR)	0.107	---	0.107	02/10/2017	---	---	---	---	---	---	---	---	---	---	---	---	2,561.07	0.107	0.107	40301030
255,459,600	0.300	---	---	---	26/06/2000	03/12/2010	5101	NEL SA (CR)	0.07	---	0.07	31/08/2015	---	---	---	---	---	---	---	---	---	---	---	---	17,882.17	0.07	0.07	40501015
23,463,874	0.800	---	---	---	23/05/2003	21/12/1999	4918	NEORION SA (CR)	0.125	---	0.125	30/08/2012	---	---	---	---	---	---	---	---	---	---	---	---	2,932.98	0.125	0.125	50206030
18,750,000	0.300	---	---	---	02/07/2001	31/12/2012	5154	PEGASUS PUBLISHING S.A. (CR)	0.089	---	0.089	02/10/2017	---	---	---	---	---	---	---	---	---	---	---	---	1,668.75	0.089	0.089	40301030
100,793,572	0.300	---	---	---	16/07/2009	11/02/2016	5110	TELETIPOS SA (CR)	0.06	---	0.06	07/03/2016	---	---	---	---	---	---	---	---	---	---	---	---	6,047.61	0.06	0.06	40301035
77,063,568	3.45	0.1049	0.0527	0.1591	11/06/2019	26/06/2018	---	TITAN CEMENT (CR)	19.64	---	19.64	16/08/2019	---	---	---	---	---	---	45@21.00	---	---	---	---	---	1,657,187.34	16.7	20.65	50101030
7,568,960	3.45	0.1049	0.0527	---	11/06/2019	26/06/2018	---	TITAN CEMENT CO. (PR)	18.98	---	18.98	16/08/2019	---	---	---	---	---	1000@14.80	---	---	---	---	---	---	1,657,187.34	16.7	19.9	50101030
4,034,950	0.680	---	---	---	01/07/2005	30/12/2010	5171	CHATZIKRANIOTIS & SONS SA (CR)	0.14	---	0.14	27/04/2018	---	---	---	---	---	---	---	---	---	---	---	---	564.89	0.14	0.14	45102020

Shares' Notes

Code	Note text
()	- Adjusted dividends.
*	- Last adjusted closing price.
[1]	- Net dividends.
[2]	- The "Date of Last Coupon" for New listings refers to the date company's stocks started to trade in Athex
[3]	- The Company Market Value is referred to the number of outstanding shares
[4]	- Sectors codification can be found in Appendix A
[5]	- The Market Value refers to the total number of shares listed (including their several classes) in the exchange by the company.
[6]	- P/E greater than 100
[7]	- Last view of the Order Book before the end of the trading session
[8]	- All Blocks Methods' Transactions Value are included.
4690	- Transfer to Surveillance category as of 4/4/2006.
4750	- Transfer to the Under Surveillance Category from 8/4/2011.
4865	- Suspension of trading as of 2/4/2012.
4887	- Transfer to the Surveillance Category as of 10/4/2012.
4912	- Transfer to the Surveillance Category as of 31/7/2012.
4914	- Suspension of trading as of 31/8/2012.
4918	- Suspension of trading as of 31/8/2012.
4955	- Transfer to the Surveillance Category as from 5/4/2013.
4956	- Transfer to the Surveillance Category as from 5/4/2013.
4957	- Transfer to the Surveillance Category as from 5/4/2013.
4958	- Transfer to the Surveillance Category as from 5/4/2013.
4959	- Transfer to the Surveillance Category as from 5/4/2013.
4983	- Transfer to the Surveillance Category as of 5/4/2013.
5080	- Transfer to the Surveillance Category as of 06/09/2011.
5093	- Transfer to the Surveillance Category as of 8/4/2015.
5095	- Transfer to the Surveillance Category as from 5/4/2013.
5101	- Suspension of trading as of 1/9/2015.
5110	- Suspension of trading as of 08/03/2016.
5112	- Transfer to the Surveillance Category as of 15/04/2016.
5115	- Transfer to the Surveillance Category as of 15/04/2016.
5123	- Transfer to the Surveillance Category as of 10/04/2014
5130	- Suspension of trading as of 18/04/2017.
5136	- Suspension of trading as of 02/05/2017.
5141	- Transfer to the Surveillance Category as of 10/05/2017.
5153	- Suspension of trading as of 03/10/2017.
5154	- Suspension of trading as of 03/10/2017.
5156	- Transfer to the Surveillance Category as of 11/12/2017.
5160	- Transfer to the Surveillance Category as of 15/04/2016.
5161	- Transfer to the Surveillance Category as of 25/11/2011.
5162	- Transfer to the Under Supervision Category as of 21/12/2009.
5165	- Transfer to the Surveillance Category as of 15/02/2018.
5171	- Suspension of trading as of 30/04/2018.
5172	- Suspension of trading as of 30/04/2018.
5174	- Suspension of trading as of 02/05/2018.
5178	- Transfer to the Surveillance Category as of 11/05/2018.
5179	- Suspension of trading as of 25/05/2018.
5190	- Transfer to the Surveillance Category as of 10/04/2012.
5191	- Suspension of trading as of 02/10/2018.
5192	- Suspension of trading as of 02/10/2018.
5193	- Transfer to the Surveillance Category as of 25/10/2018.
5194	- Transfer to the Surveillance Category as of 25/10/2018.
5195	- Transfer to the Surveillance Category as of 27/06/2008.

Shares' Notes

Code	Note text
5196	- Transfer to the Under Surveillance Category from 08/04/2011.
5197	- Transfer to the Surveillance Category as of 07/11/2018.
5200	- Transfer to the Surveillance Category as of 10/04/2012.
5205	- Suspension of trading as of 02/05/2019.
5206	- Suspension of trading as of 02/05/2019.
5207	- Transfer to the Surveillance Category as from 13/05/2019.

Securities Blocks Details

Securities	Block Volume	Price	Block Trade Value	Time of approval	Note
PIRAEUS BANK (CR)	100,000	3.03	303,000.00	11:02:33	20
ALPHA BANK (CR)	285,000	1.65	469,252.50	17:10:43	20
ALPHA BANK (CR)	185,000	1.63	301,550.00	17:15:53	20

Blocks Notes

- 9 - Method 6-1 / Special Fees
- 10 - Method 6-1 / Special Fees, SDS
- 14 - Method 6-3 / Settlement, Incomplete Buy and Sell
- 18 - Method 6-2 / SPOT 1
- 19 - Method 6-2 / SPOT 2
- 20 - Method 6-1 and Method 6-1 Same Day Settlement
- 21 - Other Pre-agreed

Shares Rights Details

Occured date	Exercise from	Exercise until	Trading until	Rights	Price min	Price max	Closing price	Last Bid	Last Ask	Volume	Trades	Transactions Value
--------------	---------------	----------------	---------------	--------	-----------	-----------	---------------	----------	----------	--------	--------	--------------------

No Rights Transactions.

Securities Forced Sales

Securities	Category of Security	Transaction s Volume	Number of Trades	Transactions Value	Note
------------	----------------------	-------------------------	---------------------	-----------------------	------

No Forced Transactions.

Forced Sales Notes

- 1 - Normal Forced Sale.
- 2 - Forced Sales of Fixed Registered Shares.
- 3 - Forced Sales of Remaining Stock Fractions.

Forced Sales Registered Shares

Securities	Start Date	End Date	Initial Volume	Remaining Volume	Date	Avg price (day)	Avg price (period)	Number of Trades	Transactions Volume	Transactions Value
------------	------------	----------	----------------	------------------	------	-----------------	--------------------	------------------	---------------------	--------------------

No Fixed Registered Shares Forced Sales.

Forced Sales Notes

According to Decision 1/380/04.05.2008 of the Hellenic Republic Capital Market Commission, the certificated registered shares that have not been deposited to the issuer for dematerialisation, will be auctioned in the Athens Exchange by the supervising issuer. Forced sales procedure is held according to Article 99A of the Athens Exchange Rulebook. The average price of the period is calculated by dividing the Total transactions value by the Total volume and includes all the transactions made until the current date.

Exchange Traded Funds (ETFs) Characteristics

	Transactions Date (T)	Creation / Redemption	Units (T-1)	New Units (T-1)	Redemption Units (T-1)	Units (T) [1]	Fund Assets [2]	Net Unit Price	Dividend per	Dividend Date
ALPHA ETF FTSE Athex Large Cap	06/09/2019	5,000	812,382	---	---	812,382	18,116,600.00	22.3006	0.43	30/06/2018

ETFs Notes

[1] - Units (T) = Units (T-1) + New Units (T-1) - Redemption Units (T-1)

[2] - The Creation / Redemption Units of T-1 are included.

Convertible Corporate Bonds - Regulated Market

Num Listed Bonds	Nominal price	Issue price	Today's Rate	Exp. Date	Duration (years)	Note	Coupon		Trading	Corporate Bonds	Price min	Price max	Closing price	Previous closing price/date	Volume	Transactions Value	Last order			ear min	Year max
							Common	Preferred									Price	Buy / Sell	Date		
171,268,704	0.30	0.30	1.00	11/10/2025	9	---	12	---	1	FORTHNET S.A. (Convertible)	---	---	---	---	---	---	20.0000	B	06/09/2019	100.0000	100.0000

Corporate Bonds Notes

Transactions Volume = (Pieces) * (Nominal Price). Transactions Value = (Pieces) * (Nominal Price) * (price %) + (Accrued interest).

The price of a Bond is stated as a percentage (%) of Bond's Nominal Price.

Nominal Price in Euros (€), except if it is noted differently.

Non Convertible Corporate Bonds - Regulated Market

Num Listed Bonds	Nominal price	Issue price	Today's Rate	Exp. Date	Duration (years)	Note	Coupon		Trading	Corporate Bonds	Accrued Int.	Yield.T.Mat	Price min	Price max	Closing price	Previous closing price/date	Volume	Transactions Value	Last order		ear min	Year max		
							Common	Preferred											Price	Buy / Sell			Date	
175,000	1,000.00	1,000.00	3.40	26/07/2024	5	---	1	---	1	ATTICA HOLDINGS S.A. (Non Convertible)	4.3444	2.9030	101.9000	102.1800	102.1036	102.0050	05/09/2019	441,000	452,192.99	102.0500	B	36/09/2015	101.3167	102.3500
300,000	1,000.00	1,000.00	3.10	27/06/2022	5	---	5	---	1	MYTILINEOS HOLDINGS S.A. (Non Convertible)	6.4583	2.2270	101.7900	102.0000	101.9272	102.0010	05/09/2019	102,000	104,624.45	102.0000	B	36/09/2015	100.5818	103.4000
50,000	1,000.00	1,000.00	4.35	20/06/2022	5	---	5	---	1	SYSTEMS SUNLIGHT S.A. (Non Convertible)	9.9083	3.0340	102.1000	102.8800	102.6547	102.8560	05/09/2019	87,000	90,171.62	102.0000	B	36/09/2015	99.4118	104.5000
25,000	1,000.00	1,000.00	4.95	26/06/2023	5	---	3	---	1	B&F COMM. & GARM. INDUS. S.A. (Non Convertible)	10.4500	6.3110	94.0000	95.0000	94.6000	95.4000	05/09/2019	41,000	39,250.47	94.6000	B	36/09/2015	93.0000	98.5000
90,000	1,000.00	1,000.00	3.00	11/05/2023	5	---	3	---	1	CORAL A.E. (Non Convertible)	10.0000	1.7050	---	---	---	104.3000	05/09/2019	---	---	103.0000	B	36/09/2015	100.2726	104.9499
120,000	1,000.00	1,000.00	3.95	04/04/2025	7	---	3	---	1	GEK TERNA S.A. (Non Convertible)	17.4458	2.6960	104.7000	105.8000	105.4000	105.9900	05/09/2019	11,000	11,785.90	104.7010	B	36/09/2015	99.0000	106.2000
200,000	1,000.00	1,000.00	3.50	21/03/2022	5	---	5	---	1	O.P.A.P. S.A. (Non Convertible)	16.8194	2.4850	101.6000	102.0000	101.9317	101.9730	05/09/2019	265,000	274,576.15	102.0000	B	36/09/2015	101.6071	103.5200
40,000,000	1.00	1.00	5.00	04/10/2021	5	---	12	---	1	HOUSEMARKET S.A. (Non Convertible)	0.0094	1.8650	---	---	---	105.7990	05/09/2019	---	---	105.6800	B	36/09/2015	101.9500	106.0000
200,000	1,000.00	1,000.00	3.60	12/03/2026	7	---	1	---	1	AEGEAN AIRLINES S.A. (Non Convertible)	18.2000	2.5140	105.9000	105.9000	105.9000	105.7840	05/09/2019	35,000	37,702.00	105.5000	B	36/09/2015	100.3628	107.0000

Corporate Bonds Notes

Transactions Volume = (Pieces) * (Nominal Price). Transactions Value = (Pieces) * (Nominal Price) * (price %) + (Accrued interest).

The price of a Bond is stated as a percentage (%) of Bond's Nominal Price.

Nominal Price in Euros (€), except if it is noted differently.

Government Bonds

Number Listed Bonds	Nominal price	Today's Rate	Accrued Interest Calc	Exp. Date [1]	Duration (years)	Note	Coupons Date	Curr. coupon value	Trading Unit	Government Bonds	Price min	Price max	Closing price	Previous closing price/date	Volume	Transactions Value	Price	Last order Buy / Sell	Date
3,000,000	1,000.00	4.38	Actual/Actual	01/08/2022	5	---	01/08	4.38	1	GGB-FXD-010822-05Y-4.375-1.000	---	---	---	---	---	---	1.0000	B	28/11/2018
2,500,000	1,000.00	3.45	Actual/Actual	02/04/2024	5	---	02/04	3.45	1	GGB-FXD-020424-05Y-3.450-1.000	---	---	---	---	---	---	---	---	---
4,355,990,324	1.00	3.50	Actual/Actual	30/01/2023	5	---	01/02 - 31/01	3.50	1	GGB-FXD-300123-05Y-3.500-1.000	---	---	---	94.5720 13/07/2018	---	---	1.0000	B	28/11/2018
5,962,747,327	1.00	3.75	Actual/Actual	30/01/2028	10	---	/02 - 01/02 - 31/	3.75	1	GGB-FXD-300128-10Y-3.750-1.000	---	---	---	85.4610 13/07/2018	---	---	1.0000	B	28/11/2018
6,091,218,404	1.00	3.90	Actual/Actual	30/01/2033	15	---	/02 - 01/02 - 31/	3.90	1	GGB-FXD-300133-15Y-3.900-1.000	---	---	---	78.6730 13/07/2018	---	---	1.0000	B	28/11/2018
4,805,399,486	1.00	4.00	Actual/Actual	30/01/2037	19	---	/02 - 01/02 - 31/	4.00	1	GGB-FXD-300137-19Y-4.000-1.000	---	---	---	77.0370 13/07/2018	---	---	1.0000	B	28/11/2018
4,603,713,186	1.00	4.20	Actual/Actual	30/01/2042	24	---	/02 - 01/02 - 31/	4.20	1	GGB-FXD-300142-24Y-4.200-1.000	---	---	---	77.7640 13/07/2018	---	---	1.0000	B	28/11/2018
550,418,123	1.00	3.00	Actual/Actual	24/02/2023	11	---	24/02	3.00	1	GGB-FXD-240223-11Y-2.000-1.000	---	---	---	10.0000 22/06/2015	---	10.0000	B	11/07/2019	
445,007,576	1.00	3.00	Actual/Actual	24/02/2024	12	---	24/02	3.00	1	GGB-FXD-240224-12Y-2.000-1.000	---	---	---	10.0000 22/06/2015	---	---	---	---	---
423,674,226	1.00	3.00	Actual/Actual	24/02/2025	13	---	24/02	3.00	1	GGB-FXD-240225-13Y-2.000-1.000	---	---	---	10.0000 22/06/2015	---	---	---	---	---
212,292,153	1.00	3.00	Actual/Actual	24/02/2026	14	---	24/02	3.00	1	GGB-FXD-240226-14Y-2.000-1.000	---	---	---	10.0000 22/06/2015	---	---	---	---	---
160,621,352	1.00	3.00	Actual/Actual	24/02/2027	15	---	24/02	3.00	1	GGB-FXD-240227-15Y-2.000-1.000	---	---	---	10.0000 22/06/2015	---	---	---	---	---
183,244,055	1.00	3.00	Actual/Actual	24/02/2028	16	---	24/02	3.00	1	GGB-FXD-240228-16Y-2.000-1.000	---	---	---	10.0000 22/06/2015	---	---	---	---	---
164,802,894	1.00	3.00	Actual/Actual	24/02/2029	17	---	24/02	3.00	1	GGB-FXD-240229-17Y-2.000-1.000	---	---	---	10.0000 22/06/2015	---	---	---	---	---
165,460,943	1.00	3.00	Actual/Actual	24/02/2030	18	---	24/02	3.00	1	GGB-FXD-240230-18Y-2.000-1.000	---	---	---	10.0000 22/06/2015	---	---	---	---	---
129,007,241	1.00	3.00	Actual/Actual	24/02/2031	19	---	24/02	3.00	1	GGB-FXD-240231-19Y-2.000-1.000	---	---	---	10.0000 22/06/2015	---	---	---	---	---
126,192,683	1.00	3.00	Actual/Actual	24/02/2032	20	---	24/02	3.00	1	GGB-FXD-240232-20Y-2.000-1.000	---	---	---	10.0000 22/06/2015	---	---	---	---	---
146,905,168	1.00	3.00	Actual/Actual	24/02/2033	21	---	24/02	3.00	1	GGB-FXD-240233-21Y-2.000-1.000	---	---	---	10.0000 22/06/2015	---	---	---	---	---
154,475,606	1.00	3.00	Actual/Actual	24/02/2034	22	---	24/02	3.00	1	GGB-FXD-240234-22Y-2.000-1.000	---	---	---	10.0000 22/06/2015	---	---	---	---	---
144,429,441	1.00	3.00	Actual/Actual	24/02/2035	23	---	24/02	3.00	1	GGB-FXD-240235-23Y-2.000-1.000	---	---	---	10.0000 22/06/2015	---	---	---	---	---
166,211,676	1.00	3.00	Actual/Actual	24/02/2036	24	---	24/02	3.00	1	GGB-FXD-240236-24Y-2.000-1.000	---	---	---	10.0000 22/06/2015	---	---	---	---	---
145,461,669	1.00	3.00	Actual/Actual	24/02/2037	25	---	24/02	3.00	1	GGB-FXD-240237-25Y-2.000-1.000	---	---	---	10.0000 22/06/2015	---	---	---	---	---
146,941,087	1.00	3.00	Actual/Actual	24/02/2038	26	---	24/02	3.00	1	GGB-FXD-240238-26Y-2.000-1.000	---	---	---	10.0000 22/06/2015	---	---	---	---	---
135,115,612	1.00	3.00	Actual/Actual	24/02/2039	27	---	24/02	3.00	1	GGB-FXD-240239-27Y-2.000-1.000	---	---	---	10.0000 22/06/2015	---	---	---	---	---
141,909,637	1.00	3.00	Actual/Actual	24/02/2040	28	---	24/02	3.00	1	GGB-FXD-240240-28Y-2.000-1.000	---	---	---	10.0000 22/06/2015	---	---	---	---	---
136,788,720	1.00	3.00	Actual/Actual	24/02/2041	29	---	24/02	3.00	1	GGB-FXD-240241-29Y-2.000-1.000	---	---	---	10.0000 22/06/2015	---	---	---	---	---
163,643,410	1.00	3.00	Actual/Actual	24/02/2042	30	---	24/02	3.00	1	GGB-FXD-240242-30Y-2.000-1.000	---	---	---	10.0000 22/06/2015	---	---	---	---	---
2,500,000	1,000.00	3.88	Actual/Actual	12/03/2029	10	---	12/03	3.88	1	GGB-FXD-120329-10Y-3.875-1.000	---	---	---	---	---	---	---	---	---
503,753	1,000.00	0.32	FLR Actual/360	16/09/2021	2	---	16/03 - 16/09	---	1	GGB-FLT-160921-02Y-0.319-1.000	---	---	---	---	---	---	---	---	---
3,000,000	1,000.00	3.38	Actual/Actual	15/02/2025	7	---	15/02	3.38	1	GGB-FXD-150225-07Y-3.375-1.000	---	---	---	---	---	---	---	---	---
250,250	1,000.00	2.90	Actual/Actual	20/03/2023	4	---	20/03	2.90	1	GGB-FXD-200323-04Y-2.900-1.000	---	---	---	---	---	---	---	---	---
964,000	1,000.00	3.25	Actual/Actual	20/03/2025	6	---	20/03	3.25	1	GGB-FXD-200325-06Y-3.250-1.000	---	---	---	---	---	---	---	---	---
2,100,000	1,000.00	3.55	Actual/Actual	20/03/2026	7	---	20/03	3.55	1	GGB-FXD-200326-07Y-3.550-1.000	---	---	---	---	---	---	---	---	---
2,500,000	1,000.00	1.88	Actual/Actual	23/07/2026	7	---	23/07	1.88	1	GGB-FXD-230726-07Y-1.875-1.000	---	---	---	---	---	---	---	---	---

Government Bonds Notes

Transactions Volume = (Pieces) * (Nominal Price). Transactions Value = (Pieces) * (Nominal Price) * (price %) + (Accrued interest).

The Value of current coupon for the issues with NV 0.01 euro refers to NV 100 euros

FLR: Floating Interest Rate.

[1] - The Expiration Date of the interest bearing period and the Date for coupon payment.

Government Bonds

Number Listed Bonds	Nominal price	Today's Rate	Accrued Interest Calc	Exp. Date [1]	Duration (years)	Note	Coupons Date	Curr. coupon value	Trading Unit	Government Bonds	Price min	Price max	Closing price	Previous closing price/date	Volume	Transactions Value	Price	Last order Buy / Sell	Date
---------------------	---------------	--------------	-----------------------	---------------	------------------	------	--------------	--------------------	--------------	------------------	-----------	-----------	---------------	-----------------------------	--------	--------------------	-------	-----------------------	------

Government Bonds Notes

Transactions Volume = (Pieces) * (Nominal Price). Transactions Value = (Pieces) * (Nominal Price) * (price %) + (Accrued interest).

The Value of current coupon for the issues with NV 0.01 euro refers to NV 100 euros

FLR: Floating Interest Rate.

[1] - The Expiration Date of the interest bearing period and the Date for coupon payment.

Treasury Bills & Zero Coupon Government Bonds

Issue Date	13-Week Maturity									26-Week Maturity									52-Week Maturity								
	Exp. Date	Initial Rate	Num Listed Bonds	Nominal price	Issue price	Last Trade Price	Last Trade Date	Volume Traded	Note	Exp. Date	Initial Rate	Num Listed Bonds	Nominal price	Issue price	Last Trade Price	Last Trade Date	Volume Traded	Note	Exp. Date	Initial Rate	Num Listed Bonds	Nominal price	Issue price	Last Trade Price	Last Trade Date	Volume Traded	Note
14/09/2018	---	---	---	---	---	---	---	---	---	---	---	---	---	---	---	---	---	---	13/09/2019	1.09	1,000,000	1,000.00	989.10	---	---	---	---
14/12/2018	---	---	---	---	---	---	---	---	---	---	---	---	---	---	---	---	---	---	13/12/2019	1.09	1,000,000	1,000.00	989.10	---	---	---	---
15/03/2019	---	---	---	---	---	---	---	---	---	---	---	---	---	---	---	---	---	---	13/03/2020	0.95	1,000,000	1,000.00	990.50	---	---	---	---
14/06/2019	---	---	---	---	---	---	---	---	---	---	---	---	---	---	---	---	---	---	12/06/2020	0.47	1,000,000	1,000.00	995.30	---	---	---	---

Bonds in Circulation	Currency / Min nominal traded Value	Coupons Payment Date	Current Coupon Value	Note	Coupon	Trading Unit	Issue Date	Duration (years)	Today's Interest	A.I.C in days	Bonds	Last price of previous days		Last Outcry in Cash (euro)			Trades in Pieces	Life min	Life Max
												Price	Buy / Sell	Price	Buy / Sell	Date			
Corporate Bonds in Foreign Currency and Euro																			
103,746	GBP / 10	01/12	0.25	---	60	1	01/12/1930	98	2.5	360	National Mortgage Bank	2.27	05/02/1996	2.27	S	05/02/1996	---	2.27	2.27
0	GBP / 10	01/12	0.25	---	62	1	01/12/1928	100	2.5	360	National Mortgage Bank	---	---	---	---	---	---	---	---

Government Bonds Notes

A.I.C: Accrued Interest Calculation base.

FLR: Floating Interest Rate.

The minimum tradeable Nominal Value for all Demeterialised Government Titles is 100 Euros.

(μτφρ-0)

Athex & ATHEXClear Members List

Member Name	Stock Market			Derivatives Market		ATHEXClear Member				
	Address	Phone	Fax	Market Member	Remote Member	Market Maker	Proprietary	Market Maker	General Clearing	Direct Clearing
A. SARRIS SECURITIES S.A.				a						
6, DRAGATSANIOU ATHINA	+30 2103367700	210-3312324								
ALPHA BANK A.E.									a	
40, STADIOU STR ATHINA	(210)-3265546	(210)-3265811								
	(210)-3260000	(210)-3264116								
103, AVE. ATHINON ATHINA	+30 2103436820	210-3436270								
ALPHA FINANCE INVESTMENT SERVICES S.A.				a		a	a	a		a
5, MERLIN ATHINA	+30 2103677400	210-33311193								
ARGUS STOCKBROKERS LTD				a	a		a			
25, DIMOSTHENI SEVERI AVE NICOSIA	+357 22717000	0035722717070								
ATLANTIC SECURITIES LIMITED				a	a					
37, PRODROMOU NICOSIA	+357 22445400	00357 22661914								
AXON SECURITIES S.A.				a			a			
48, STADIOU ATHINA	+30 2103363800	210-3243903								
BETA SECURITIES S.A.				a		a	a			a
29, ALEXANDRAS AVEN. & VRAILA ATHINA	+30 2106478900	210-6410139								
BNP PARIBAS SECURITIES SERVICES									a	
2, LAMPSAKOU ATHINA	+30 2107468500	210-7468579-581								
CAPITAL SECURITIES S.A.				a			a			
58, MITROPOLEOS ATHINA	+30 2103369700	+30 210 3369820								
CFS SECURITIES-INVESTMENT SERVICES S.A.				a						
3, PAPARRIGOPOULOU ATHINA	+30 2103360800	+30 210-3360980								
CITIGROUP GLOBAL MARKET LTD				a	a					
1, CITIGROUP CENTER, CANADA SQ., CANARY WHARF LONDON	+44 02079864000									
CITIGROUP GLOBAL MARKETS EUROPE AG				a	a					
16, REUTERWEG FRANKFURT										
CREDIT SUISSE SECURITIES (EUROPE) LIMITED				a	a					
1, CABOT SQUARE LONDON	+44 2078888888									
CYCLOS SECURITIES S.A.				a			a			a
39, PANEPISTIMIOU ATHINA	+30 2103364300	+30 210-3239122								
DEUTSCHE BANK S.A.				a	a		a			
1, GREAT WINCHESTER STREET LONDON	+44 20 754 54209	00441133361437								
DYNAMIC SECURITIES S.A.				a			a			a
, SYGROU AVENUE 223 & TRALLEON 2 NEA SMYRNI	+30 2103677700	210-3677777								
EUROBANK EQUITIES INVESTMENT FIRM S.A				a		a	a	a		a
, FILELLINON 10 & XENOFONTOS 13 ATHINA	+30 2103720000	210-3720001								
EUROBANK ERGASIAS S.A.									a	
8, OTHONOS ATHINA	+30 2103337000	210-3245916								
8, OTHONOS STR. ATHINA	(210)-3337000	(210)-3233866								
	(210)-3337969	(210)-3245916								
EUROCORP INVESTMENT SERVICES S.A.				a			a			a
14, FILIKIS ETERIAS SQ, ATHINA	+30 2107263500	2107263666								
EUROTRUST INVESTMENT FIRM SA				a						
113, SEVASTOUPOLEOS ATHINA	+30 2103363100	+30 210-3238334								
EUROXX SECURITIES S.A.				a		a	a	a		a
7, PALEOLOGOU CHALANDRI	+30 2106879400	210-6879401								
7, PALAIOLOGOU CHALANDRI	(210)-6879400	(210)-6879401								
G. A. PERVANAS SECURITIES-INVESTMENT SERVICES CO S.A.				a						
7-9, SOFOKLEOUS ATHINA	+30 2103727200	210-3210-291								
GLOBAL CAPITAL SECURITIES AND FINANCIAL SERVICES LTD				a	a					
50, AVE. ARCHIEPISKOPOU MAKARIOU NICOSIA	+357 22710710	357 22339332								
HELLENIC BANK (INVESTMENTS) LTD					a					
, AVE. KYRIAKOU MATSI 31 - PO BOX 24747 NICOSIA	+357 22500100	357 22500110								
HELLENIC-AMERICAN SECURITIES S.A.				a		a	a			a
27, ANDREA PAPANDEOU ATHINA	+30 2103311100	+30 210-3215968								
HSBC FRANCE									a	
109-111, AVE. MESOGION ATHINA	+30 2106960000	210-6929336								
INDEX SECURITIES S.A.				a						
6, DRAGATSANIOU ATHINA	+30 2103213920	+30 210-3213216								
INVESTMENT BANK OF GREECE S.A.				a		a	a	a	a	
32, EGIALIAS & PARADISOU MAROUSI	+30 2108173111	+30 210-6896325								
J. CHR. MAVRIKIS SECURITIES S.A.				a						
5, SOFOKLEOUS ATHINA	+30 2103216730	210-3217767								

Athex & ATHEXClear Members List

Member Name				Stock Market			Derivatives Market		ATHEXClear Member	
	Address	Phone	Fax	Market Member	Remote Member	Market Maker	Proprietary	Market Maker	General Clearing	Direct Clearing
KAPPA SECURITIES S.A.				a			a			
15, VALAORITOU ATHINA	+30 2103678600	+30 210-3641002								
KARAMANOF SECURITIES AND INVESTMENT SERVICES S.A.				a			a			
2, SQ. AGION THEODORON ATHINA	+30 2103212947	+30 210-3217088								
LAIKI FINANCIAL SERVICES LTD					a					
26, AVE. VYRONOS NICOSIA	357 22367367	357 22718567								
LEON DEPOLAS SECURITIES S.A.				a		a	a			
1, CHRISTOU LADA ATHINA	+30 2103213276	+30 210-3211618								
MEGA EQUITY SECURITIES & FINANCIAL SERVICES PUBLIC LTD				a	a		a			
42-44, AVE. GRIVA DIGENI NICOSIA	+357 22711711	357 22711811								
MERIT SECURITIES S.A.				a		a	a			a
5, SOFOKLEOUS ATHINA	+30 2141008800	210-3671830								
MERRILL LYNCH INTERNATIONAL				a	a					
2, KING EDWARD STREET LONDON	+44 20276281000									
N. CHRYSOCHOIDIS STOCK BROKERAGE I.S.S.A.				a			a			a
7-9, SOFOKLEOUS ATHINA	+30 2103213913	+30 210-3216115								
NATIONAL BANK OF GREECE S.A.				a		a	a		a	
68, AKADIMIAS STR. ATHINA	(210)-3328817	(210)-3328678								
86, AIOLOU STR. ATHINA	(210)-3341000	(210)-3228187								
NATIONAL SECURITIES S.A.				a		a	a	a		
66, KIFISIAS AVE, BUILDING A ATHINA	+30 2107720000	+30 210-7720002								
NUNTIUS BROKERAGE AND INVESTMENT SERVICES S.A.				a						
6, DRAGATSANIOU ATHINA	+30 2103350599	+30210-3254846								
ONE PLUS CAPITAL LIMITED				a	a					
, 75 PRODOMOU AVENUE, ONEWORLD PARKVIEW HOUSE, 3RD FLOOR	+30 2122873760									
PANTELAKIS SECURITIES S.A.				a		a	a	a		
57, ETHNIKIS ANTISTATIS B CHALANDRI	+30 2106965000	210-6929550								
PEGASUS SECURITIES S.A.				a			a			
17, VALAORITOU & AMERIKIS ATHINA	+30 2103670700	+30 210-3670760								
PIRAEUS BANK S.A.				a			a		a	
4, AMERIKIS STR. ATHINA	(210)-3335000	(210)-3335079								
4, AMERIKIS STR ATHINA	(210)-3335918	(210)-3254207								
4, AMERIKIS ATHINA	+30 2103335000	210-3335079								
PIRAEUS SECURITIES S.A.				a		a	a	a		a
10, STADIU ATHINA	+30 2103354100	210-3354170								
PROCHOICE SECURITIES LTD				a	a					
57, SPYROU KYPRIANOY NICOSIA	+357-24-661192	+357-24-662464								
SHARELINK SECURITIES-FINANCIAL SERVICES LTD				a	a		a			
6, THEOTOKI MEGARO ELLINA NICOSIA	+357 22554200	+357 22750852								
SOCIETE GENERALE S.A.				a	a		a			
, 17 COURS VALMY 92987 PUTEAUX - LA DEFENSE PARIS	+33 157290504	+33142138697								
SOLIDUS SECURITIES S.A.				a			a			a
64, LOUIZIS RIANCOUR ATHINA	+30 2106900600	210-6985421								
ST. EM. LAVRENTAKIS SECURITIES S.A.				a			a			
7-9, SOFOKLEOUS ATHINA	+30 2103213336	+30 210-3246572								
THE CYPRUS INVESTMENT & SECURITIES CORPORATION LTD				a	a					
154, LIMASSOL AVENUE, STROVOLOS NICOSIA	+357 22121700	357 22338800								
UBS LIMITED					a					
1, FINSBURY AVENUE LONDON	+44 2075687135									

List of Stocks under Market Making operations

Securities	Market Maker	Start Market Making	Stock Category
S.KANAKIS SA (CR)			Suspension Status
	BETA SECURITIES S.A.	01/10/2013	
ADMIE (IPTO) HOLDING S.A. (CR)			Main Market
	PIRAEUS SECURITIES S.A.	29/06/2017	
ALPHA BANK (CR)			Main Market
	ALPHA FINANCE INVESTMENT SERVICES S.A.	29/02/2016	
	EUROBANK EQUITIES INVESTMENT FIRM S.A	24/10/2012	
	HELLENIC-AMERICAN SECURITIES S.A.	06/02/2019	
	LEON DEPOLAS SECURITIES S.A.	04/01/2016	
	MERIT SECURITIES S.A	03/09/2013	
	NATIONAL SECURITIES S.A	15/01/2013	
	PIRAEUS SECURITIES S.A.	28/05/2013	
ALUMIL (CR)			Main Market
	BETA SECURITIES S.A.	18/07/2013	
AS COMPANY SA (CR)			Main Market
	EUROBANK EQUITIES INVESTMENT FIRM S.A	01/04/2019	
ATTICA BANK S.A. (CR)			Main Market
	EUROXX SECURITIES S.A.	22/01/2016	
	PIRAEUS SECURITIES S.A.	20/09/2017	
ATTICA HOLDINGS (CR)			Main Market
	HELLENIC-AMERICAN SECURITIES S.A.	28/12/2017	
AUTOHELLAS SA (CR)			Main Market
	ALPHA FINANCE INVESTMENT SERVICES S.A.	01/07/2019	
	EUROXX SECURITIES S.A.	02/07/2018	
AVAX S.A. (CR)			Main Market
	EUROBANK EQUITIES INVESTMENT FIRM S.A	14/12/2015	
BYTE COMPUTER SA (CR)			Main Market
	MERIT SECURITIES S.A	04/08/2013	
CC HBC AG (CR)			Main Market
	EUROBANK EQUITIES INVESTMENT FIRM S.A	23/10/2013	
	NATIONAL SECURITIES S.A	29/04/2013	
	PIRAEUS SECURITIES S.A.	04/05/2015	
CENERGY HOLDINGS (CB)			Main Market
	ALPHA FINANCE INVESTMENT SERVICES S.A.	02/01/2017	
	EUROBANK EQUITIES INVESTMENT FIRM S.A	02/01/2017	
CNL CAPITAL (CR)			Main Market
	MERIT SECURITIES S.A	01/10/2018	
EKTER SA (CR)			Main Market
	EUROBANK EQUITIES INVESTMENT FIRM S.A	16/10/2017	
	LEON DEPOLAS SECURITIES S.A.	21/05/2018	
ELASTRON (CR)			Main Market
	LEON DEPOLAS SECURITIES S.A.	20/02/2017	
ELLAKTOR (CR)			Main Market
	ALPHA FINANCE INVESTMENT SERVICES S.A.	14/03/2019	
	EUROXX SECURITIES S.A.	24/09/2018	
	HELLENIC-AMERICAN SECURITIES S.A.	14/01/2019	
	NATIONAL SECURITIES S.A	25/06/2013	
	PIRAEUS SECURITIES S.A.	22/10/2018	
ELTON SA (CR)			Main Market
	BETA SECURITIES S.A.	03/09/2013	
	LEON DEPOLAS SECURITIES S.A.	01/04/2019	
ELVALHALCOR (CB)			Main Market
	ALPHA FINANCE INVESTMENT SERVICES S.A.	07/05/2018	
	EUROBANK EQUITIES INVESTMENT FIRM S.A	07/05/2018	
EUROBANK ERGASIAS (CR)			Main Market
	ALPHA FINANCE INVESTMENT SERVICES S.A.	08/01/2013	
	EUROBANK EQUITIES INVESTMENT FIRM S.A	01/06/2013	
	HELLENIC-AMERICAN SECURITIES S.A.	25/07/2014	
	MERIT SECURITIES S.A	06/11/2017	
	NATIONAL SECURITIES S.A	01/01/2017	
	PIRAEUS SECURITIES S.A.	28/09/2013	
EUROPEAN RELIANCE INSUR. (CR)			Main Market
	EUROBANK EQUITIES INVESTMENT FIRM S.A	08/07/2019	
	PANTELAKIS SECURITIES S.A.	15/07/2019	
EYDAP S.A. (CR)			Main Market
	EUROBANK EQUITIES INVESTMENT FIRM S.A	10/06/2019	

List of Stocks under Market Making operations

Securities	Market Maker	Start Market Making	Stock Category
FOURLIS (CR)			Main Market
	EUROBANK EQUITIES INVESTMENT FIRM S.A	01/12/2016	
	EUROXX SECURITIES S.A.	01/12/2016	
	PIRAEUS SECURITIES S.A.	06/03/2017	
GEK TERNA (CR)			Main Market
	HELLENIC-AMERICAN SECURITIES S.A.	07/09/2015	
	PIRAEUS SECURITIES S.A.	29/08/2019	
GR. SARANTIS S.A. (CR)			Main Market
	BETA SECURITIES S.A.	14/05/2013	
	EUROBANK EQUITIES INVESTMENT FIRM S.A	24/10/2016	
HELLENIC EXCHANGES-A.S.E. (CR)			Main Market
	NATIONAL SECURITIES S.A	25/06/2013	
	PIRAEUS SECURITIES S.A.	04/05/2015	
HELLENIC PETROLEUM (CR)			Main Market
	HELLENIC-AMERICAN SECURITIES S.A.	14/09/2015	
	PIRAEUS SECURITIES S.A.	20/03/2017	
IKTINOS HELLAS SA (CR)			Main Market
	ALPHA FINANCE INVESTMENT SERVICES S.A.	01/04/2019	
	EUROBANK EQUITIES INVESTMENT FIRM S.A	25/02/2019	
	NATIONAL SECURITIES S.A	24/07/2019	
INTERCONTINENTAL (CR)			Main Market
	LEON DEPOLAS SECURITIES S.A.	03/06/2019	
INTRACOM HOLDINGS (CR)			Main Market
	LEON DEPOLAS SECURITIES S.A.	08/10/2018	
INTRALOT (CR)			Main Market
	EUROBANK EQUITIES INVESTMENT FIRM S.A	18/12/2017	
	EUROXX SECURITIES S.A.	12/06/2017	
	HELLENIC-AMERICAN SECURITIES S.A.	30/05/2018	
	PANTELAKIS SECURITIES S.A.	07/05/2018	
	PIRAEUS SECURITIES S.A.	28/09/2013	
JUMBO SA (CR)			Main Market
	MERIT SECURITIES S.A	06/11/2017	
	PIRAEUS SECURITIES S.A.	06/03/2017	
KLOUKINAS - LAPPAS SA (CR)			Main Market
	BETA SECURITIES S.A.	22/09/2014	
KRI-KRI S.A. (CR)			Main Market
	EUROBANK EQUITIES INVESTMENT FIRM S.A	07/05/2018	
	LEON DEPOLAS SECURITIES S.A.	16/01/2017	
LAMDA DEVELOPMENT SA (CR)			Main Market
	EUROBANK EQUITIES INVESTMENT FIRM S.A	08/12/2014	
	PANTELAKIS SECURITIES S.A.	06/11/2017	
	PIRAEUS SECURITIES S.A.	29/06/2017	
LAMPSPA HOTEL SA (CR)			Main Market
	LEON DEPOLAS SECURITIES S.A.	16/01/2017	
MARFIN INVESTMENT GROUP (CR)			Main Market
	PIRAEUS SECURITIES S.A.	02/02/2013	
MLS MULTIMEDIA SA (CR)			Main Market
	HELLENIC-AMERICAN SECURITIES S.A.	07/12/2015	
	PIRAEUS SECURITIES S.A.	01/08/2019	
MOTOR OIL (CR)			Main Market
	HELLENIC-AMERICAN SECURITIES S.A.	01/09/2014	
	LEON DEPOLAS SECURITIES S.A.	01/04/2019	
	MERIT SECURITIES S.A	25/02/2019	
	NATIONAL SECURITIES S.A	17/02/2014	
	PIRAEUS SECURITIES S.A.	04/05/2015	
MYTILINEOS (CR)			Main Market
	ALPHA FINANCE INVESTMENT SERVICES S.A.	15/04/2019	
	EUROBANK EQUITIES INVESTMENT FIRM S.A	20/09/2017	
	MERIT SECURITIES S.A	25/02/2019	
	NATIONAL SECURITIES S.A	25/06/2013	
	PIRAEUS SECURITIES S.A.	04/05/2015	
NATIONAL BANK (CR)			Main Market
	ALPHA FINANCE INVESTMENT SERVICES S.A.	08/01/2013	
	EUROBANK EQUITIES INVESTMENT FIRM S.A	24/10/2012	
	HELLENIC-AMERICAN SECURITIES S.A.	25/07/2014	
	LEON DEPOLAS SECURITIES S.A.	20/04/2015	
	MERIT SECURITIES S.A	03/09/2013	
	NATIONAL SECURITIES S.A	28/02/2013	
	PIRAEUS SECURITIES S.A.	08/09/2013	

List of Stocks under Market Making operations

Securities	Market Maker	Start Market Making	Stock Category
OPAP (CR)			
	ALPHA FINANCE INVESTMENT SERVICES S.A.	08/01/2013	Main Market
	EUROBANK EQUITIES INVESTMENT FIRM S.A	24/10/2012	
	HELLENIC-AMERICAN SECURITIES S.A.	25/07/2014	
	MERIT SECURITIES S.A	20/03/2017	
	NATIONAL SECURITIES S.A	15/01/2013	
	PIRAEUS SECURITIES S.A.	04/05/2015	
OTE (CR)			
	ALPHA FINANCE INVESTMENT SERVICES S.A.	08/01/2013	Main Market
	EUROBANK EQUITIES INVESTMENT FIRM S.A	24/10/2012	
	HELLENIC-AMERICAN SECURITIES S.A.	25/07/2014	
	LEON DEPOLAS SECURITIES S.A.	01/04/2019	
	MERIT SECURITIES S.A	20/03/2017	
	NATIONAL SECURITIES S.A	01/12/2012	
	PIRAEUS SECURITIES S.A.	08/09/2013	
P.P.A. S.A. (CR)			
	EUROBANK EQUITIES INVESTMENT FIRM S.A	06/02/2019	Main Market
PAPOUTSANIS (CR)			
	ALPHA FINANCE INVESTMENT SERVICES S.A.	19/11/2018	Main Market
	BETA SECURITIES S.A.	25/11/2013	
PETROPOULOS PETROS (CR)			
	EUROBANK EQUITIES INVESTMENT FIRM S.A	01/04/2019	Main Market
PIRAEUS BANK (CR)			
	ALPHA FINANCE INVESTMENT SERVICES S.A.	15/04/2019	Main Market
	EUROBANK EQUITIES INVESTMENT FIRM S.A	23/10/2012	
	EUROXX SECURITIES S.A.	15/02/2016	
	HELLENIC-AMERICAN SECURITIES S.A.	14/01/2019	
	MERIT SECURITIES S.A	16/09/2013	
	NATIONAL SECURITIES S.A	02/06/2013	
	PIRAEUS SECURITIES S.A.	16/02/2013	
PLAISIO COMPUTERS SA (CR)			
	BETA SECURITIES S.A.	05/05/2014	Main Market
	EUROBANK EQUITIES INVESTMENT FIRM S.A	02/03/2015	
PPC (CR)			
	ALPHA FINANCE INVESTMENT SERVICES S.A.	23/07/2018	Main Market
	ALPHA FINANCE INVESTMENT SERVICES S.A.	08/01/2013	
	EUROBANK EQUITIES INVESTMENT FIRM S.A	23/10/2012	
	MERIT SECURITIES S.A	06/11/2017	
	NATIONAL SECURITIES S.A	26/03/2013	
	PIRAEUS SECURITIES S.A.	28/09/2013	
PROFILE SA (CR)			
	PANTELAKIS SECURITIES S.A.	01/07/2019	Main Market
QUALITY & RELIABILITY SA (CR)			
	BETA SECURITIES S.A.	20/08/2014	Main Market
QUEST HOLDINGS (CR)			
	BETA SECURITIES S.A.	26/03/2018	Main Market
	EUROBANK EQUITIES INVESTMENT FIRM S.A	28/01/2019	
SPIROY AGRICULTURE SA (CR)			
	EUROBANK EQUITIES INVESTMENT FIRM S.A	02/09/2019	Main Market
THRACE PLASTICS SA (CR)			
	ALPHA FINANCE INVESTMENT SERVICES S.A.	26/03/2018	Main Market
	EUROBANK EQUITIES INVESTMENT FIRM S.A	26/03/2018	
VIOHALCO SA/NV (CB)			
	ALPHA FINANCE INVESTMENT SERVICES S.A.	17/02/2014	Main Market
	EUROBANK EQUITIES INVESTMENT FIRM S.A	01/01/2017	
	MERIT SECURITIES S.A	17/03/2014	

Underlying Asset				Derivatives Market													
Price max	Price min	Closing price	change	Delivery Month	Open price	Price max	Price min	Last price	Closing price	Last Bid	Last Ask	Fixing price*	Life high	Life low	Trades	Volume	Open Interest
FTSE/Athex Large Cap																	
2,176.32	2,155.12	2,155.44	-0.60%	September 2019	2,175.00	2,178.00	2,159.75	2,165.75	2,165.75	---	---		2,258.00	---	131	433	15,862
				October 2019	2,180.50	2,180.50	2,162.25	2,163.00	2,163.00	---	---		2,180.50	---	43	269	655
				November 2019	---	---	---	---	2,177.00	---	---		---	---	---	---	---
				December 2019	---	---	---	---	2,181.25	---	---		---	---	---	---	---
				March 2020	---	---	---	---	2,192.25	---	---		---	---	---	---	---
				June 2020	---	---	---	---	2,203.25	---	---		---	---	---	---	---

(Trade Unit: 1 Index Point x 2E, Cash Settlement)

Derivatives notes

Fixing prices and final open positions can be retrieved from the following path <http://www.helex.gr/el/web/guest/statistics-end-of-day-derivatives>

Underlying Asset					Derivatives Market												
Price max	Price min	Closing price	change	Delivery Month	Open price	Price max	Price min	Last price	Closing price	Last Bid	Last Ask	Fixing price*	Life high	Life low	Trades	Volume	Open Interest
ADMIE (IPTO) HOLDING S.A. (CR)																	
(Contract Size: 100 Securities, Physical Delivery)																	
2.245	2.19	2.22	0.45%	September 2019	2.22	2.25	2.21	2.21	2.21	---	---	---	2.25	---	45	239	7,193
---	---	---	---	December 2019	---	---	---	---	2.22	---	---	---	2.16	---	---	---	50
---	---	---	---	March 2020	---	---	---	---	2.23	---	---	---	---	---	---	---	---
---	---	---	---	June 2020	---	---	---	---	2.25	---	---	---	---	---	---	---	---
ALPHA BANK (CR)																	
(Contract Size: 100 Securities, Physical Delivery)																	
1.662	1.63	1.63	-1.15%	September 2019	1.66	1.67	1.63	1.64	1.64	---	---	---	1.92	---	266	4,916	67,121
---	---	---	---	December 2019	1.66	1.67	1.65	1.65	1.65	---	---	---	1.67	---	23	523	374
---	---	---	---	March 2020	---	---	---	---	1.67	---	---	---	1.65	---	---	---	1
---	---	---	---	June 2020	---	---	---	---	1.68	---	---	---	---	---	---	---	---
ATTICA BANK S.A. (CR)																	
(Contract Size: 100 Securities, Physical Delivery)																	
0.468	0.45	0.455	-2.36%	September 2019	0.480	0.480	0.452	0.452	0.452	---	---	---	0.616	---	5	63	7,891
---	---	---	---	December 2019	---	---	---	---	0.469	---	---	---	---	---	---	---	---
---	---	---	---	March 2020	---	---	---	---	0.471	---	---	---	---	---	---	---	---
---	---	---	---	June 2020	---	---	---	---	0.473	---	---	---	---	---	---	---	---
CC HBC AG (CR)																	
(Contract Size: 100 Securities, Physical Delivery)																	
31.64	31.33	31.34	-0.51%	September 2019	31.65	31.65	31.39	31.39	31.39	---	---	---	33.35	---	7	12	307
---	---	---	---	December 2019	---	---	---	---	31.69	---	---	---	31.38	---	---	---	20
---	---	---	---	March 2020	---	---	---	---	31.84	---	---	---	---	---	---	---	---
---	---	---	---	June 2020	---	---	---	---	32.00	---	---	---	---	---	---	---	---
CENERGY HOLDINGS (CB)																	
(Contract Size: 100 Securities, Physical Delivery)																	
1.434	1.398	1.398	-2.24%	September 2019	1.44	1.44	1.39	1.39	1.39	---	---	---	1.63	---	13	85	9,234
---	---	---	---	December 2019	1.46	1.46	1.43	1.43	1.43	---	---	---	1.46	---	2	6	2
---	---	---	---	March 2020	---	---	---	---	1.45	---	---	---	---	---	---	---	---
---	---	---	---	June 2020	---	---	---	---	1.45	---	---	---	---	---	---	---	---
ELLAKTOR (CR)																	
(Contract Size: 100 Securities, Physical Delivery)																	
2.24	2.195	2.195	0.00%	September 2019	2.23	2.24	2.19	2.19	2.19	---	---	---	2.32	---	59	365	10,059
---	---	---	---	December 2019	2.25	2.26	2.22	2.22	2.22	---	---	---	2.27	---	4	10	161
---	---	---	---	March 2020	---	---	---	---	2.22	---	---	---	---	---	---	---	---
---	---	---	---	June 2020	---	---	---	---	2.23	---	---	---	---	---	---	---	---
EUROBANK ERGASIAS (CR)																	
(Contract Size: 100 Securities, Physical Delivery)																	
0.828	0.805	0.819	1.11%	September 2019	0.810	0.829	0.809	0.816	0.816	---	---	---	0.911	---	221	6,312	49,780
---	---	---	---	December 2019	0.822	0.822	0.822	0.822	0.822	---	---	---	0.822	---	1	1	579
---	---	---	---	March 2020	---	---	---	---	0.819	---	---	---	---	---	---	---	---
---	---	---	---	June 2020	---	---	---	---	0.823	---	---	---	---	---	---	---	---

Derivatives notes

Fixing prices and final open positions can be retrieved from the following path <http://www.helex.gr/el/web/guest/statistics-end-of-day-derivatives>

Underlying Asset				Derivatives Market													
Price max	Price min	Closing price	change	Delivery Month	Open price	Price max	Price min	Last price	Closing price	Last Bid	Last Ask	Fixing price*	Life high	Life low	Trades	Volume	Open Interest
EYDAP S.A. (CR)				(Contract Size: 100 Securities, Physical Delivery)													
7.85	7.64	7.82	0.26%	September 2019	7.70	7.75	7.70	7.72	7.72	---	---	---	8.36	---	3	7	570
				December 2019	7.71	7.71	7.71	7.71	7.71	---	---	---	7.82	---	1	2	10
				March 2020	---	---	---	---	7.89	---	---	---	---	---	---	---	---
				June 2020	---	---	---	---	7.92	---	---	---	---	---	---	---	---
FOURLIS (CR)				(Contract Size: 102 Securities, Physical Delivery)													
5.33	5.19	5.3	-0.56%	September 2019	5.27	5.27	5.24	5.24	5.24	---	---	---	5.80	---	2	2	298
				December 2019	5.28	5.28	5.28	5.28	5.28	---	---	---	5.28	---	1	1	---
				March 2020	---	---	---	---	5.39	---	---	---	---	---	---	---	---
				June 2020	---	---	---	---	5.42	---	---	---	---	---	---	---	---
GEK TERNA (CR)				(Contract Size: 100 Securities, Physical Delivery)													
6.34	6.17	6.27	-0.63%	September 2019	6.31	6.34	6.23	6.34	6.34	---	---	---	7.01	---	15	28	9,613
				December 2019	---	---	---	---	6.35	---	---	---	6.74	---	---	---	---
				March 2020	---	---	---	---	6.38	---	---	---	---	---	---	---	---
				June 2020	---	---	---	---	6.41	---	---	---	---	---	---	---	---
HELLENIC EXCHANGES-A.S.E. (CR)				(Contract Size: 102 Securities, Physical Delivery)													
4.87	4.78	4.8	-0.41%	September 2019	4.87	4.87	4.79	4.80	4.80	---	---	---	4.89	4.26	12	37	2,868
				December 2019	---	---	---	---	4.85	---	---	---	---	---	---	---	2
				March 2020	---	---	---	---	4.87	---	---	---	---	---	---	---	---
				June 2020	---	---	---	---	4.90	---	---	---	---	---	---	---	---
HELLENIC PETROLEUM (CR)				(Contract Size: 100 Securities, Physical Delivery)													
9.2	9.07	9.15	-0.54%	September 2019	9.22	9.22	9.11	9.13	9.13	---	---	---	9.59	---	5	19	1,939
				December 2019	---	---	---	---	9.25	---	---	---	9.40	---	---	---	11
				March 2020	---	---	---	---	9.30	---	---	---	---	---	---	---	---
				June 2020	---	---	---	---	9.35	---	---	---	---	---	---	---	---
INTRACOM HOLDINGS (CR)				(Contract Size: 100 Securities, Physical Delivery)													
1.094	1.056	1.066	-1.48%	September 2019	1.09	1.10	1.06	1.07	1.07	---	---	---	1.24	---	12	79	4,214
				December 2019	---	---	---	---	1.09	---	---	---	1.08	---	---	---	129
				March 2020	---	---	---	---	1.09	---	---	---	---	---	---	---	---
				June 2020	---	---	---	---	1.10	---	---	---	---	---	---	---	---
INTRALOT (CR)				(Contract Size: 100 Securities, Physical Delivery)													
0.496	0.475	0.4795	-1.74%	September 2019	0.486	0.493	0.478	0.478	0.478	---	---	---	0.580	---	15	81	4,908
				December 2019	---	---	---	---	0.491	---	---	---	---	---	---	---	---
				March 2020	---	---	---	---	0.493	---	---	---	---	---	---	---	---
				June 2020	---	---	---	---	0.496	---	---	---	---	---	---	---	---

Derivatives notes

Fixing prices and final open positions can be retrieved from the following path <http://www.helex.gr/el/web/guest/statistics-end-of-day-derivatives>

Underlying Asset				Derivatives Market													
Price max	Price min	Closing price	change	Delivery Month	Open price	Price max	Price min	Last price	Closing price	Last Bid	Last Ask	Fixing price*	Life high	Life low	Trades	Volume	Open Interest
JUMBO SA (CR)				(Contract Size: 100 Securities, Physical Delivery)													
16.97	16.67	16.67	-0.89%	September 2019	16.80	16.81	16.80	16.80	16.80	---	---	---	18.80	---	4	22	1,052
				December 2019	---	---	---	---	16.92	---	---	---	16.75	---	---	---	68
				March 2020	---	---	---	---	17.00	---	---	---	---	---	---	---	---
				June 2020	---	---	---	---	17.09	---	---	---	---	---	---	---	---
LAMDA DEVELOPMENT SA (CR)				(Contract Size: 100 Securities, Physical Delivery)													
9.26	9	9.09	-0.44%	September 2019	9.19	9.25	9.04	9.04	9.04	---	---	---	10.15	---	19	45	2,589
				December 2019	---	---	---	---	9.18	---	---	---	---	---	---	---	---
				March 2020	---	---	---	---	9.23	---	---	---	---	---	---	---	---
				June 2020	---	---	---	---	9.28	---	---	---	---	---	---	---	---
MARFIN INVESTMENT GROUP (CR)				(Contract Size: 100 Securities, Physical Delivery)													
0.1508	0.1442	0.1474	2.50%	September 2019	0.146	0.152	0.143	0.148	0.148	---	---	---	0.162	---	107	2,162	86,294
				December 2019	0.147	0.148	0.147	0.148	0.148	---	---	---	0.148	---	3	5	---
				March 2020	---	---	---	---	0.145	---	---	---	---	---	---	---	---
				June 2020	---	---	---	---	0.146	---	---	---	---	---	---	---	---
MOTOR OIL (CR)				(Contract Size: 100 Securities, Physical Delivery)													
21.34	20.9	20.9	-1.97%	September 2019	21.45	21.45	21.06	21.06	21.06	---	---	---	24.27	---	18	40	507
				December 2019	---	---	---	---	21.45	---	---	---	---	---	---	---	---
				March 2020	---	---	---	---	21.55	---	---	---	---	---	---	---	---
				June 2020	---	---	---	---	21.66	---	---	---	---	---	---	---	---
MYTILINEOS (CR)				(Contract Size: 100 Securities, Physical Delivery)													
10.3	9.98	9.98	-2.16%	September 2019	10.27	10.28	10.00	10.03	10.03	---	---	---	11.47	---	109	336	12,189
				December 2019	10.33	10.34	10.14	10.14	10.14	---	---	---	10.34	---	23	135	8
				March 2020	---	---	---	---	10.31	---	---	---	---	---	---	---	---
				June 2020	---	---	---	---	10.36	---	---	---	---	---	---	---	---
NATIONAL BANK (CR)				(Contract Size: 100 Securities, Physical Delivery)													
2.687	2.63	2.63	-1.87%	September 2019	2.70	2.70	2.63	2.63	2.63	---	---	---	2.70	---	244	3,856	44,865
				December 2019	2.69	2.71	2.65	2.65	2.65	---	---	---	2.71	---	12	39	192
				March 2020	---	---	---	---	2.71	---	---	---	---	---	---	---	---
				June 2020	---	---	---	---	2.72	---	---	---	---	---	---	---	---
OPAP (CR)				(Contract Size: 100 Securities, Physical Delivery)													
9.88	9.78	9.86	0.61%	September 2019	9.84	9.88	9.82	9.86	9.86	---	---	---	10.44	---	36	561	4,888
				December 2019	9.89	9.90	9.82	9.90	9.90	---	---	---	9.90	---	5	438	67
				March 2020	---	---	---	---	9.91	---	---	---	---	---	---	---	---
				June 2020	---	---	---	---	9.96	---	---	---	---	---	---	---	---

Derivatives notes

Fixing prices and final open positions can be retrieved from the following path <http://www.helex.gr/el/web/guest/statistics-end-of-day-derivatives>

Underlying Asset				Derivatives Market													
Price max	Price min	Closing price	change	Delivery Month	Open price	Price max	Price min	Last price	Closing price	Last Bid	Last Ask	Fixing price*	Life high	Life low	Trades	Volume	Open Interest
OTE (CR)																	
(Contract Size: 100 Securities, Physical Delivery)																	
12.46	12.15	12.33	-0.88%	September 2019	12.50	12.50	12.21	12.38	12.38	---	---	---	12.90	---	55	192	4,555
				December 2019	12.39	12.39	12.32	12.32	12.32	---	---	---	12.62	---	7	23	80
				March 2020	---	---	---	---	12.58	---	---	---	---	---	---	---	---
				June 2020	---	---	---	---	12.64	---	---	---	---	---	---	---	---
P.P.A. S.A. (CR)																	
(Contract Size: 100 Securities, Physical Delivery)																	
24	23.3	23.6	0.21%	September 2019	23.80	23.80	23.65	23.65	23.65	---	---	---	24.90	---	2	2	322
				December 2019	---	---	---	---	23.69	---	---	---	24.10	---	---	---	418
				March 2020	---	---	---	---	23.81	---	---	---	---	---	---	---	---
				June 2020	---	---	---	---	23.93	---	---	---	---	---	---	---	---
PIRAEUS BANK (CR)																	
(Contract Size: 100 Securities, Physical Delivery)																	
3.088	3	3	-1.64%	September 2019	3.05	3.09	3.01	3.01	3.01	---	---	---	3.33	---	185	1,669	22,583
				December 2019	3.06	3.10	3.05	3.05	3.05	---	---	---	3.10	---	8	40	174
				March 2020	---	---	---	---	3.08	---	---	---	---	---	---	---	---
				June 2020	---	---	---	---	3.10	---	---	---	---	---	---	---	---
PPC (CR)																	
(Contract Size: 100 Securities, Physical Delivery)																	
3.09	3.02	3.06	0.00%	September 2019	3.12	3.14	3.04	3.06	3.06	---	---	---	3.16	---	89	657	18,194
				December 2019	3.09	3.09	3.06	3.06	3.06	---	---	---	3.10	---	2	5	58
				March 2020	---	---	---	---	3.09	---	---	---	---	---	---	---	---
				June 2020	---	---	---	---	3.11	---	---	---	---	---	---	---	---
TERNA ENERGY (CR)																	
(Contract Size: 100 Securities, Physical Delivery)																	
7.86	7.68	7.77	0.26%	September 2019	7.84	7.84	7.74	7.75	7.75	---	---	---	7.85	---	15	71	5,054
				December 2019	7.80	7.80	7.76	7.76	7.76	---	---	---	7.80	---	3	32	---
				March 2020	---	---	---	---	7.83	---	---	---	---	---	---	---	---
				June 2020	---	---	---	---	7.87	---	---	---	---	---	---	---	---
TITAN CEMENT (CB)																	
(Contract Size: 100 Securities, Physical Delivery)																	
18.54	18.22	18.48	0.33%	September 2019	18.40	18.40	18.40	18.40	18.40	---	---	---	18.50	---	1	1	10
				December 2019	---	---	---	---	18.53	---	---	---	18.31	---	---	---	1
				March 2020	---	---	---	---	18.62	---	---	---	---	---	---	---	---
				June 2020	---	---	---	---	18.71	---	---	---	---	---	---	---	---
VIOHALCO SA/NV (CB)																	
(Contract Size: 100 Securities, Physical Delivery)																	
4.195	4.1	4.15	-0.24%	September 2019	4.20	4.20	4.12	4.15	4.15	---	---	---	4.45	---	15	61	5,884
				December 2019	---	---	---	---	4.18	---	---	---	4.23	---	---	---	292
				March 2020	---	---	---	---	4.21	---	---	---	---	---	---	---	---
				June 2020	---	---	---	---	4.23	---	---	---	---	---	---	---	---

Derivatives notes

Fixing prices and final open positions can be retrieved from the following path <http://www.helex.gr/el/web/guest/statistics-end-of-day-derivatives>

FTSE/Athex Large Cap

(Trade Unit: 1 Index Point x 2€ - Exercise Style: European, Cash Settlement)

Exercise Price	Call Options														Put Options																		
	September 2019							October 2019							Other Months		September 2019							October 2019							Other Months		Exercise Price
	Open price	Price max	Price min	Last price	Closing price	Volume	Open Interest	Open price	Price max	Price min	Last price	Closing price	Volume	Open Interest	Volume	Open Interest	Open price	Price max	Price min	Last price	Closing price	Volume	Open Interest	Open price	Price max	Price min	Last price	Closing price	Volume	Open Interest	Volume	Open Interest	
1,425	0.00	0.00	0.00	-	739.00	-	-	-	-	-	-	-	-	-	-	-	0.00	0.00	0.00	-	0.01	-	-	-	-	-	-	-	-	-	-	1,425	
1,450	0.00	0.00	0.00	-	714.00	-	-	-	-	-	-	-	-	-	-	-	0.00	0.00	0.00	-	0.01	-	-	-	-	-	-	-	-	-	-	1,450	
1,475	0.00	0.00	0.00	-	689.00	-	-	-	-	-	-	-	-	-	-	-	0.00	0.00	0.00	-	0.01	-	-	-	-	-	-	-	-	-	-	1,475	
1,500	0.00	0.00	0.00	-	664.00	-	-	-	-	-	-	-	-	-	-	-	0.00	0.00	0.00	-	0.01	-	-	-	-	-	-	-	-	-	-	1,500	
1,525	0.00	0.00	0.00	-	639.00	-	-	-	-	-	-	-	-	-	-	-	0.00	0.00	0.00	-	0.01	-	-	-	-	-	-	-	-	-	-	1,525	
1,550	0.00	0.00	0.00	-	614.00	-	-	-	-	-	-	-	-	-	-	-	0.00	0.00	0.00	-	0.01	-	-	-	-	-	-	-	-	-	-	1,550	
1,575	0.00	0.00	0.00	-	589.00	-	-	-	-	-	-	-	-	-	-	-	0.00	0.00	0.00	-	0.03	-	-	-	-	-	-	-	-	-	-	1,575	
1,600	0.00	0.00	0.00	-	564.00	-	-	-	-	-	-	-	-	-	-	-	0.00	0.00	0.00	-	0.06	-	-	-	-	-	-	-	-	-	-	1,600	
1,625	0.00	0.00	0.00	-	539.00	-	-	-	-	-	-	-	-	-	-	-	0.00	0.00	0.00	-	0.01	-	-	-	-	-	-	-	-	-	-	1,625	
1,650	0.00	0.00	0.00	-	514.00	-	-	-	-	-	-	-	-	-	-	-	0.00	0.00	0.00	-	0.01	-	-	-	-	-	-	-	-	-	-	1,650	
1,675	0.00	0.00	0.00	-	489.00	-	-	-	-	-	-	-	-	-	-	-	0.00	0.00	0.00	-	0.02	-	-	-	-	-	-	-	-	-	-	1,675	
1,700	0.00	0.00	0.00	-	464.00	-	-	-	-	-	-	-	-	-	-	-	0.00	0.00	0.00	-	0.04	-	-	-	-	-	-	-	-	-	-	1,700	
1,725	0.00	0.00	0.00	-	439.00	-	-	-	-	-	-	-	-	-	-	-	0.00	0.00	0.00	-	0.01	-	-	-	-	-	-	-	-	-	-	1,725	
1,750	0.00	0.00	0.00	-	414.00	-	-	-	-	-	-	-	-	-	-	-	0.00	0.00	0.00	-	0.01	-	-	-	-	-	-	-	-	-	-	1,750	
1,775	0.00	0.00	0.00	-	389.00	-	-	-	-	-	-	-	-	-	-	-	0.00	0.00	0.00	-	0.01	-	-	-	-	-	-	-	-	-	-	1,775	
1,800	0.00	0.00	0.00	-	364.00	-	-	-	-	-	-	-	-	-	-	-	0.00	0.00	0.00	-	0.01	-	-	-	-	-	-	-	-	-	-	1,800	
1,825	0.00	0.00	0.00	-	339.00	-	-	0.00	0.00	0.00	-	346.00	-	-	-	0.00	0.00	0.00	-	0.02	-	-	0.00	0.00	0.00	-	0.70	-	-	-	1,825		
1,850	0.00	0.00	0.00	-	315.00	-	-	0.00	0.00	0.00	-	322.00	-	-	-	0.00	0.00	0.00	-	0.01	-	-	0.00	0.00	0.00	-	1.20	-	-	-	1,850		
1,875	0.00	0.00	0.00	-	290.00	-	-	0.00	0.00	0.00	-	297.00	-	-	-	0.00	0.00	0.00	-	0.04	-	-	0.00	0.00	0.00	-	1.80	-	-	-	1,875		
1,900	0.00	0.00	0.00	-	265.00	-	-	0.00	0.00	0.00	-	273.00	-	-	-	0.00	0.00	0.00	-	0.10	-	52	0.00	0.00	0.00	-	2.80	-	-	-	1,900		
1,925	0.00	0.00	0.00	-	240.00	-	20	0.00	0.00	0.00	-	250.00	-	-	-	0.00	0.00	0.00	-	0.23	-	63	0.00	0.00	0.00	-	4.20	-	-	-	1,925		
1,950	0.00	0.00	0.00	-	215.00	-	20	0.00	0.00	0.00	-	227.00	-	60	-	0.00	0.00	0.00	-	0.51	-	6	0.00	0.00	0.00	-	6.20	-	40	-	1,950		
1,975	0.00	0.00	0.00	-	191.00	-	40	0.00	0.00	0.00	-	205.00	-	-	-	0.00	0.00	0.00	-	1.10	-	124	0.00	0.00	0.00	-	8.80	-	120	-	1,975		
2,000	0.00	0.00	0.00	-	167.00	-	49	0.00	0.00	0.00	-	183.00	-	20	-	0.00	0.00	0.00	-	2.10	-	181	0.00	0.00	0.00	-	12.25	-	140	-	2,000		
2,050	0.00	0.00	0.00	-	121.00	-	94	0.00	0.00	0.00	-	143.00	-	80	-	0.00	0.00	0.00	-	6.50	-	61	0.00	0.00	0.00	-	22.00	-	142	-	2,050		
2,100	0.00	0.00	0.00	-	81.00	-	181	0.00	0.00	0.00	-	108.00	-	179	-	0.00	0.00	0.00	-	16.25	-	62	42.50	42.50	32.25	37.00	37.00	32	90	-	2,100		
2,150	0.00	0.00	0.00	-	49.00	-	97	73.50	73.50	73.50	73.50	73.50	2	60	-	27.00	0.00	27.00	30.00	30.00	30.00	3	22	0.00	0.00	0.00	-	57.00	-	57	-	2,150	
2,200	25.50	25.50	25.50	25.50	25.50	6	161	49.50	49.50	49.50	49.50	49.50	20	164	-	55.00	25.50	55.00	55.00	55.00	55.00	1	135	74.50	74.50	74.50	74.50	74.50	1	1	-	2,200	
2,250	0.00	0.00	0.00	-	12.50	-	44	0.00	0.00	0.00	-	36.50	-	-	-	0.00	0.00	0.00	-	98.00	-	141	0.00	0.00	0.00	-	115.00	-	-	-	2,250		
2,300	0.00	0.00	0.00	-	5.30	-	44	0.00	0.00	0.00	-	23.25	-	-	-	0.00	0.00	0.00	-	140.00	-	40	0.00	0.00	0.00	-	152.00	-	-	-	2,300		
2,350	0.00	0.00	0.00	-	1.90	-	80	0.00	0.00	0.00	-	14.25	-	-	-	0.00	0.00	0.00	-	187.00	-	-	0.00	0.00	0.00	-	193.00	-	-	-	2,350		
2,400	0.00	0.00	0.00	-	0.62	-	-	0.00	0.00	0.00	-	8.40	-	-	-	0.00	0.00	0.00	-	236.00	-	-	0.00	0.00	0.00	-	237.00	-	-	-	2,400		
2,450	0.00	0.00	0.00	-	0.17	-	-	0.00	0.00	0.00	-	4.70	-	-	-	0.00	0.00	0.00	-	285.00	-	-	0.00	0.00	0.00	-	283.00	-	-	-	2,450		
2,500	0.00	0.00	0.00	-	0.04	-	-	-	-	-	-	-	-	-	-	0.00	0.00	0.00	-	335.00	-	-	-	-	-	-	-	-	-	-	2,500		
Totals:						6	830						22	563	0	0							4	887						33	590	0	0
Number of Trades:						1							2		0								3							4		0	

ALPHA BANK (CR)

(Contract Size: 100 Securities, Exercise Style: American, Physical Delivery)

Call Options																Put Options																	
Exercise Price	September 2019						October 2019						Other Months		September 2019						October 2019						Other Months		Exercise Price				
	Open price	Price max	Price min	Last price	Closing price	Volume	Open Interest	Open price	Price max	Price min	Last price	Closing price	Volume	Open Interest	Volume	Open Interest	Open price	Price max	Price min	Last price	Closing price	Volume	Open Interest	Open price	Price max	Price min	Last price	Closing price		Volume	Open Interest	Volume	Open Interest
0.600	0.000	0.000	0.000		1.05	-	-						-	-			0.000	0.000	0.000		0.001	-	-						-	-			0.006
0.650	0.000	0.000	0.000		1.00	-	-						-	-			0.000	0.000	0.000		0.001	-	-						-	-			0.007
0.700	0.000	0.000	0.000		0.951	-	-						-	-			0.000	0.000	0.000		0.001	-	-						-	-			0.007
0.750	0.000	0.000	0.000		0.901	-	-						-	-			0.000	0.000	0.000		0.002	-	-						-	-			0.008
0.800	0.000	0.000	0.000		0.851	-	-						-	-			0.000	0.000	0.000		0.003	-	-						-	-			0.008
0.850	0.000	0.000	0.000		0.801	-	-						-	-			0.000	0.000	0.000		0.001	-	-						-	-			0.009
0.900	0.000	0.000	0.000		0.751	-	-	0.000	0.000	0.000		0.752	-	-			0.000	0.000	0.000		0.002	-	-	0.000	0.000	0.000		0.001	-	-			0.009
0.950	0.000	0.000	0.000		0.701	-	-	0.000	0.000	0.000		0.702	-	-			0.000	0.000	0.000		0.001	-	-	0.000	0.000	0.000		0.001	-	-			0.010
1.000	0.000	0.000	0.000		0.651	-	-	0.000	0.000	0.000		0.652	-	-			0.000	0.000	0.000		0.001	-	-	0.000	0.000	0.000		0.001	-	-			0.010
1.100	0.000	0.000	0.000		0.551	-	-	0.000	0.000	0.000		0.553	-	-			0.000	0.000	0.000		0.001	-	-	0.000	0.000	0.000		0.001	-	-			0.011
1.200	0.000	0.000	0.000		0.451	-	-	0.000	0.000	0.000		0.456	-	-			0.000	0.000	0.000		0.001	-	-	0.000	0.000	0.000		0.003	-	-			0.012
1.300	0.000	0.000	0.000		0.352	-	-	0.000	0.000	0.000		0.362	-	-			0.000	0.000	0.000		0.001	-	-	0.000	0.000	0.000		0.009	-	-			0.013
1.400	0.000	0.000	0.000		0.257	-	-	0.000	0.000	0.000		0.277	-	-			0.000	0.000	0.000		0.006	-	1	0.000	0.000	0.000		0.023	-	-			0.014
1.500	0.000	0.000	0.000		0.171	-	-	0.200	0.200	0.200	0.200	0.200	2	20			0.000	0.000	0.000		0.020	-	-	0.000	0.000	0.000		0.048	-	-			0.015
1.600	0.000	0.000	0.000		0.103	-	5	0.000	0.000	0.000		0.141	-	20			0.000	0.000	0.000		0.051	-	-	0.000	0.000	0.000		0.087	-	-			0.016
1.700	0.000	0.000	0.000		0.055	-	56	0.000	0.000	0.000		0.094	-	-			0.000	0.000	0.000		0.103	-	-	0.000	0.000	0.000		0.140	-	-			0.017
1.800	0.000	0.000	0.000		0.026	-	80	0.000	0.000	0.000		0.060	-	-			0.000	0.000	0.000		0.175	-	-	0.000	0.000	0.000		0.206	-	-			0.018
1.900	0.000	0.000	0.000		0.011	-	-	0.000	0.000	0.000		0.036	-	-			0.000	0.000	0.000		0.260	-	-	0.000	0.000	0.000		0.282	-	-			0.019
2.000	0.000	0.000	0.000		0.004	-	-	0.000	0.000	0.000		0.021	-	-			0.000	0.000	0.000		0.353	-	-	0.000	0.000	0.000		0.368	-	-			0.020
2.200	0.000	0.000	0.000		0.001	-	-	0.000	0.000	0.000		0.006	-	-			0.000	0.000	0.000		0.550	-	-	0.000	0.000	0.000		0.554	-	-			0.022
2.400	0.000	0.000	0.000		0.002	-	-	0.000	0.000	0.000		0.002	-	-			0.000	0.000	0.000		0.750	-	-	0.000	0.000	0.000		0.750	-	-			0.024
2.600	0.000	0.000	0.000		0.001	-	-	0.000	0.000	0.000		0.001	-	-			0.000	0.000	0.000		0.950	-	-	0.000	0.000	0.000		0.950	-	-			0.026
Totals:						0	141						2	40	0	0						0	1					0	0	0	0		
Number of Trades:							0							1	0							0.00						0		0			

NATIONAL BANK (CR)

(Contract Size: 100 Securities, Exercise Style: American, Physical Delivery)

Call Options																Put Options																		
September 2019							October 2019							Other Months		September 2019						October 2019						Other Months		Exercise Price				
Exercise Price	Open price	Price max	Price min	Last price	Closing price	Volume	Open Interest	Open price	Price max	Price min	Last price	Closing price	Volume	Open Interest	Volume	Open Interest	Open price	Price max	Price min	Last price	Closing price	Volume	Open Interest	Open price	Price max	Price min	Last price	Closing price	Volume		Open Interest	Volume	Open Interest	
0.650	0.000	0.000	0.000		2.03	-	-										0.000	0.000	0.000		0.001	-	-										0.007	
0.700	0.000	0.000	0.000		1.98	-	-										0.000	0.000	0.000		0.001	-	-										0.007	
0.750	0.000	0.000	0.000		1.93	-	-										0.000	0.000	0.000		0.001	-	-										0.008	
0.800	0.000	0.000	0.000		1.88	-	-										0.000	0.000	0.000		0.002	-	-										0.008	
0.850	0.000	0.000	0.000		1.83	-	-										0.000	0.000	0.000		0.001	-	-										0.009	
0.900	0.000	0.000	0.000		1.78	-	-										0.000	0.000	0.000		0.001	-	-										0.009	
0.950	0.000	0.000	0.000		1.73	-	-										0.000	0.000	0.000		0.001	-	-										0.010	
1.000	0.000	0.000	0.000		1.68	-	-										0.000	0.000	0.000		0.001	-	-										0.010	
1.100	0.000	0.000	0.000		1.58	-	-										0.000	0.000	0.000		0.001	-	-										0.011	
1.200	0.000	0.000	0.000		1.48	-	-										0.000	0.000	0.000		0.001	-	-										0.012	
1.300	0.000	0.000	0.000		1.38	-	-										0.000	0.000	0.000		0.001	-	-										0.013	
1.400	0.000	0.000	0.000		1.28	-	-	0.000	0.000	0.000		1.28	-	-			0.000	0.000	0.000		0.001	-	-	0.000	0.000	0.000		0.001	-	-			0.014	
1.500	0.000	0.000	0.000		1.18	-	-	0.000	0.000	0.000		1.18	-	-			0.000	0.000	0.000		0.002	-	-	0.000	0.000	0.000		0.001	-	-			0.015	
1.600	0.000	0.000	0.000		1.08	-	-	0.000	0.000	0.000		1.08	-	-			0.000	0.000	0.000		0.001	-	-	0.000	0.000	0.000		0.001	-	-			0.016	
1.700	0.000	0.000	0.000		0.981	-	-	0.000	0.000	0.000		0.984	-	-			0.000	0.000	0.000		0.001	-	-	0.000	0.000	0.000		0.001	-	-			0.017	
1.800	0.000	0.000	0.000		0.881	-	3	0.000	0.000	0.000		0.885	-	-			0.000	0.000	0.000		0.001	-	-	0.000	0.000	0.000		0.001	-	-			0.018	
1.900	0.000	0.000	0.000		0.782	-	-	0.000	0.000	0.000		0.787	-	1			0.000	0.000	0.000		0.002	-	-	0.000	0.000	0.000		0.003	-	-			0.019	
2.000	0.000	0.000	0.000		0.682	-	20	0.655	0.655	0.655	0.655	0.655	0.655	20	25		0.000	0.000	0.000		0.001	-	154	0.000	0.000	0.000		0.007	-	-			0.020	
2.200	0.000	0.000	0.000		0.484	-	12	0.000	0.000	0.000		0.510	-	-			0.000	0.000	0.000		0.002	-	-	0.000	0.000	0.000		0.025	-	-			0.022	
2.400	0.000	0.000	0.000		0.297	-	10	0.000	0.000	0.000		0.353	-	70			0.000	0.000	0.000		0.015	-	-	0.000	0.000	0.000		0.067	-	-			0.024	
2.600	0.000	0.000	0.000		0.149	-	100	0.000	0.000	0.000		0.227	-	-			0.000	0.000	0.000		0.067	-	-	0.000	0.000	0.000		0.141	-	-			0.026	
2.800	0.000	0.000	0.000		0.058	-	-	0.000	0.000	0.000		0.135	-	-			0.000	0.000	0.000		0.176	-	-	0.000	0.000	0.000		0.249	-	-			0.028	
3.000	0.000	0.000	0.000		0.017	-	-	0.000	0.000	0.000		0.077	-	-			0.000	0.000	0.000		0.335	-	-	0.000	0.000	0.000		0.390	-	-			0.030	
3.200	0.000	0.000	0.000		0.004	-	-	0.000	0.000	0.000		0.040	-	-			0.000	0.000	0.000		0.523	-	-	0.000	0.000	0.000		0.555	-	-			0.032	
3.400	0.000	0.000	0.000		0.001	-	-	0.000	0.000	0.000		0.020	-	-			0.000	0.000	0.000		0.720	-	-	0.000	0.000	0.000		0.734	-	-			0.034	
3.600	0.000	0.000	0.000		0.002	-	-	0.000	0.000	0.000		0.009	-	-			0.000	0.000	0.000		0.920	-	-	0.000	0.000	0.000		0.925	-	-			0.036	
Totals:						0	145					20	96	0	0			0	154					0	0	0	550							
Number of Trades:						0						1		0				0.00							0									

OPAP (CR)

(Contract Size: 100 Securities, Exercise Style: American, Physical Delivery)

Exercise Price	Call Options														Put Options																					
	September 2019							October 2019							Other Months		September 2019							October 2019							Other Months		Exercise Price			
	Open price	Price max	Price min	Last price	Closing price	Volume	Open Interest	Open price	Price max	Price min	Last price	Closing price	Volume	Open Interest	Volume	Open Interest	Open price	Price max	Price min	Last price	Closing price	Volume	Open Interest	Open price	Price max	Price min	Last price	Closing price	Volume	Open Interest	Volume	Open Interest				
5.600	0.000	0.000	0.000	4.20	-	-														0.001	-	-														0.056
6.000	0.000	0.000	0.000	3.80	-	-														0.001	-	-													0.060	
6.400	0.000	0.000	0.000	3.41	-	-														0.004	-	-													0.064	
6.800	0.000	0.000	0.000	3.01	-	-														0.001	-	-													0.068	
7.200	0.000	0.000	0.000	2.61	-	-	0.000	0.000	0.000		2.62	-	-							0.001	-	-	0.000	0.000	0.000		0.001	-	-					0.072		
7.600	0.000	0.000	0.000	2.21	-	-	0.000	0.000	0.000		2.22	-	-							0.001	-	-	0.000	0.000	0.000		0.001	-	-					0.076		
8.000	0.000	0.000	0.000	1.81	-	-	0.000	0.000	0.000		1.82	-	-							0.001	-	-	0.000	0.000	0.000		0.001	-	-					0.080		
8.400	0.000	0.000	0.000	1.41	-	-	0.000	0.000	0.000		1.43	-	-							0.001	-	-	0.000	0.000	0.000		0.006	-	-					0.084		
8.800	0.000	0.000	0.000	1.01	-	-	0.000	0.000	0.000		1.05	-	-							0.002	-	-	0.000	0.000	0.000		0.026	-	-					0.088		
9.200	0.000	0.000	0.000	0.626	-	-	0.000	0.000	0.000		0.705	-	1							0.019	-	-	0.000	0.000	0.000		0.084	-	-					0.092		
9.600	0.000	0.000	0.000	0.307	-	1	0.000	0.000	0.000		0.426	-	-							0.100	-	-	0.000	0.000	0.000		0.205	-	-					0.096		
10.000	0.000	0.000	0.000	0.108	-	-	0.000	0.000	0.000		0.228	-	-							0.301	-	-	0.000	0.000	0.000		0.407	-	-					0.100		
11.000	0.000	0.000	0.000	0.001	-	-	0.000	0.000	0.000		0.027	-	-							1.20	-	-	0.000	0.000	0.000		1.21	-	-					0.110		
12.000	0.000	0.000	0.000	0.001	-	-	0.000	0.000	0.000		0.001	-	-							2.20	-	-	0.000	0.000	0.000		2.20	-	-					0.120		
13.000	0.000	0.000	0.000	0.001	-	-	0.000	0.000	0.000		0.001	-	-							3.20	-	-	0.000	0.000	0.000		3.20	-	-					0.130		
14.000	0.000	0.000	0.000	0.002	-	-	0.000	0.000	0.000		0.001	-	-							4.20	-	-	0.000	0.000	0.000		4.20	-	-					0.140		
15.000	0.000	0.000	0.000	0.012	-	-	0.000	0.000	0.000		0.001	-	-							5.20	-	-	0.000	0.000	0.000		5.20	-	-					0.150		
Totals:						0	1					0	1		0	0				0	0					0	0		0	0						
Number of Trades:						0						0			0					0.00							0			0						

OTE (CR)

(Contract Size: 100 Securities, Exercise Style: American, Physical Delivery)

Exercise Price	Call Options														Put Options																			
	September 2019							October 2019							Other Months		September 2019							October 2019							Other Months		Exercise Price	
	Open price	Price max	Price min	Last price	Closing price	Volume	Open Interest	Open price	Price max	Price min	Last price	Closing price	Volume	Open Interest	Volume	Open Interest	Open price	Price max	Price min	Last price	Closing price	Volume	Open Interest	Open price	Price max	Price min	Last price	Closing price	Volume	Open Interest	Volume	Open Interest		
7.600	0.000	0.000	0.000		4.85	-	-										0.000	0.000	0.000		0.001	-	-											
8.000	0.000	0.000	0.000		4.45	-	-										0.000	0.000	0.000		0.001	-	-											0.080
8.400	0.000	0.000	0.000		4.05	-	-										0.000	0.000	0.000		0.001	-	-											0.084
8.800	0.000	0.000	0.000		3.65	-	-	0.000	0.000	0.000		3.66	-	-			0.000	0.000	0.000		0.004	-	-	0.000	0.000	0.000		0.001	-	-				0.088
9.200	0.000	0.000	0.000		3.25	-	-	0.000	0.000	0.000		3.26	-	-			0.000	0.000	0.000		0.001	-	-	0.000	0.000	0.000		0.001	-	-				0.092
9.600	0.000	0.000	0.000		2.85	-	-	0.000	0.000	0.000		2.86	-	-			0.000	0.000	0.000		0.001	-	-	0.000	0.000	0.000		0.001	-	-				0.096
10.000	0.000	0.000	0.000		2.45	-	-	0.000	0.000	0.000		2.46	-	-			0.000	0.000	0.000		0.001	-	-	0.000	0.000	0.000		0.002	-	-				0.100
11.000	0.000	0.000	0.000		1.46	-	-	0.000	0.000	0.000		1.49	-	-			0.000	0.000	0.000		0.006	-	-	0.000	0.000	0.000		0.019	-	-				0.110
12.000	0.000	0.000	0.000		0.580	-	-	0.000	0.000	0.000		0.654	-	-			0.000	0.000	0.000		0.130	-	-	0.000	0.000	0.000		0.186	-	-				0.120
13.000	0.000	0.000	0.000		0.116	-	-	0.000	0.000	0.000		0.178	-	-			0.000	0.000	0.000		0.667	-	-	0.000	0.000	0.000		0.712	-	-				0.130
14.000	0.000	0.000	0.000		0.010	-	-	0.000	0.000	0.000		0.029	-	-			0.000	0.000	0.000		1.56	-	-	0.000	0.000	0.000		1.57	-	-				0.140
15.000	0.000	0.000	0.000		0.001	-	-	0.000	0.000	0.000		0.003	-	-			0.000	0.000	0.000		2.56	-	-	0.000	0.000	0.000		2.56	-	-				0.150
16.000	0.000	0.000	0.000		0.001	-	-	0.000	0.000	0.000		0.001	-	-			0.000	0.000	0.000		3.56	-	-	0.000	0.000	0.000		3.56	-	-				0.160
17.000	0.000	0.000	0.000		0.001	-	-	0.000	0.000	0.000		0.001	-	-			0.000	0.000	0.000		4.56	-	-	0.000	0.000	0.000		4.56	-	-				0.170
18.000	0.000	0.000	0.000		0.001	-	-										0.000	0.000	0.000		5.56	-	-										0.180	
Totals:						0	0					0	0	0	0		0	0			0	0					0	0	0	0	0	0		
Number of Trades:						0						0		0			0.00							0				0		0				

PIRAEUS BANK (CR)

(Contract Size: 100 Securities, Exercise Style: American, Physical Delivery)

Call Options																Put Options																
Exercise Price	September 2019						October 2019						Other Months		September 2019						October 2019						Other Months		Exercise Price			
	Open price	Price max	Price min	Last price	Closing price	Volume	Open Interest	Open price	Price max	Price min	Last price	Closing price	Volume	Open Interest	Volume	Open Interest	Open price	Price max	Price min	Last price	Closing price	Volume	Open Interest	Open price	Price max	Price min	Last price	Closing price		Volume	Open Interest	Volume
0.300	0.000	0.000	0.000		2.75	-	-										0.000	0.000	0.000		0.001	-	-									0.003
0.350	0.000	0.000	0.000		2.70	-	-										0.000	0.000	0.000		0.001	-	-									0.004
0.400	0.000	0.000	0.000		2.65	-	-										0.000	0.000	0.000		0.001	-	-									0.004
0.450	0.000	0.000	0.000		2.60	-	-										0.000	0.000	0.000		0.001	-	-									0.005
0.500	0.000	0.000	0.000		2.55	-	-										0.000	0.000	0.000		0.001	-	-									0.005
0.550	0.000	0.000	0.000		2.50	-	-										0.000	0.000	0.000		0.001	-	-									0.006
0.600	0.000	0.000	0.000		2.45	-	-										0.000	0.000	0.000		0.001	-	-									0.006
0.650	0.000	0.000	0.000		2.40	-	-										0.000	0.000	0.000		0.001	-	-									0.007
0.700	0.000	0.000	0.000		2.35	-	-										0.000	0.000	0.000		0.001	-	-									0.007
0.750	0.000	0.000	0.000		2.30	-	-										0.000	0.000	0.000		0.001	-	-									0.008
0.800	0.000	0.000	0.000		2.25	-	-										0.000	0.000	0.000		0.002	-	-									0.008
0.850	0.000	0.000	0.000		2.20	-	-										0.000	0.000	0.000		0.003	-	-									0.009
0.900	0.000	0.000	0.000		2.15	-	-										0.000	0.000	0.000		0.001	-	-									0.009
0.950	0.000	0.000	0.000		2.10	-	-										0.000	0.000	0.000		0.001	-	-									0.010
1.000	0.000	0.000	0.000		2.05	-	-										0.000	0.000	0.000		0.001	-	-									0.010
1.100	0.000	0.000	0.000		1.95	-	-										0.000	0.000	0.000		0.001	-	-									0.011
1.200	0.000	0.000	0.000		1.85	-	-										0.000	0.000	0.000		0.002	-	-									0.012
1.300	0.000	0.000	0.000		1.75	-	-										0.000	0.000	0.000		0.001	-	-									0.013
1.400	0.000	0.000	0.000		1.65	-	-										0.000	0.000	0.000		0.001	-	-									0.014
1.500	0.000	0.000	0.000		1.55	-	-										0.000	0.000	0.000		0.001	-	-									0.015
1.600	0.000	0.000	0.000		1.45	-	-										0.000	0.000	0.000		0.001	-	-									0.016
1.700	0.000	0.000	0.000		1.35	-	-	0.000	0.000	0.000		1.35	-	-			0.000	0.000	0.000		0.001	-	-	0.000	0.000	0.000		0.001	-	-		0.017
1.800	0.000	0.000	0.000		1.25	-	-	0.000	0.000	0.000		1.26	-	-			0.000	0.000	0.000		0.001	-	-	0.000	0.000	0.000		0.002	-	-		0.018
1.900	0.000	0.000	0.000		1.15	-	-	0.000	0.000	0.000		1.16	-	-			0.000	0.000	0.000		0.001	-	-	0.000	0.000	0.000		0.004	-	-		0.019
2.000	0.000	0.000	0.000		1.05	-	-	0.000	0.000	0.000		1.06	-	-			0.000	0.000	0.000		0.001	-	-	0.000	0.000	0.000		0.007	-	-		0.020
2.200	0.000	0.000	0.000		0.852	-	1	0.000	0.000	0.000		0.874	-	-			0.000	0.000	0.000		0.002	-	-	0.000	0.000	0.000		0.019	-	-		0.022
2.400	0.000	0.000	0.000		0.656	-	2	0.000	0.000	0.000		0.701	-	-			0.000	0.000	0.000		0.004	-	-	0.000	0.000	0.000		0.046	-	-		0.024
2.600	0.000	0.000	0.000		0.470	-	-	0.000	0.000	0.000		0.547	-	19			0.000	0.000	0.000		0.017	-	-	0.000	0.000	0.000		0.090	-	-		0.026
2.800	0.000	0.000	0.000		0.307	-	-	0.000	0.000	0.000		0.414	-	-			0.000	0.000	0.000		0.055	-	-	0.000	0.000	0.000		0.157	-	-		0.028
3.000	0.000	0.000	0.000		0.181	-	114	0.000	0.000	0.000		0.304	-	-			0.000	0.000	0.000		0.128	-	50	0.000	0.000	0.000		0.247	-	-		0.030
3.200	0.000	0.000	0.000		0.095	-	-	0.000	0.000	0.000		0.218	-	-			0.000	0.000	0.000		0.243	-	-	0.000	0.000	0.000		0.361	-	-		0.032
3.400	0.000	0.000	0.000		0.044	-	-	0.000	0.000	0.000		0.153	-	-			0.000	0.000	0.000		0.392	-	-	0.000	0.000	0.000		0.496	-	-		0.034
3.600	0.000	0.000	0.000		0.019	-	-	0.000	0.000	0.000		0.105	-	-			0.000	0.000	0.000		0.567	-	-	0.000	0.000	0.000		0.648	-	-		0.036
3.800	0.000	0.000	0.000		0.007	-	-	0.000	0.000	0.000		0.071	-	-			0.000	0.000	0.000		0.755	-	-	0.000	0.000	0.000		0.814	-	-		0.038
4.000	0.000	0.000	0.000		0.003	-	-	0.000	0.000	0.000		0.046	-	-			0.000	0.000	0.000		0.951	-	-	0.000	0.000	0.000		0.989	-	-		0.040
4.400	0.000	0.000	0.000		0.002	-	-										0.000	0.000	0.000		1.35	-	-									0.044

PIRAEUS BANK (CR)

(Contract Size: 100 Securities, Exercise Style: American, Physical Delivery)

Exercise Price	Call Options														Put Options																	
	September 2019							October 2019							Other Months		September 2019							October 2019			Other Months		Exercise Price			
	Open price	Price max	Price min	Last price	Closing price	Volume	Open Interest	Open price	Price max	Price min	Last price	Closing price	Volume	Open Interest	Volume	Open Interest	Open price	Price max	Price min	Last price	Closing price	Volume	Open Interest	Open price	Price max	Price min	Last price	Closing price		Volume	Open Interest	Volume
Totals:						0	117						0	19	0	0						0	50							0	0	0
Number of Trades:							0						0		0							0.00							0		0	

PPC (CR)

(Contract Size: 100 Securities, Exercise Style: American, Physical Delivery)

Call Options																Put Options																	
Exercise Price	September 2019						October 2019						Other Months		September 2019						October 2019						Other Months		Exercise Price				
	Open price	Price max	Price min	Last price	Closing price	Volume	Open Interest	Open price	Price max	Price min	Last price	Closing price	Volume	Open Interest	Volume	Open Interest	Open price	Price max	Price min	Last price	Closing price	Volume	Open Interest	Open price	Price max	Price min	Last price	Closing price		Volume	Open Interest	Volume	Open Interest
0.850	0.000	0.000	0.000		2.21	-	-						-	-			0.000	0.000	0.000		0.001	-	-						-	-			0.009
0.900	0.000	0.000	0.000		2.16	-	-						-	-			0.000	0.000	0.000		0.001	-	-						-	-			0.009
0.950	0.000	0.000	0.000		2.11	-	-						-	-			0.000	0.000	0.000		0.001	-	-						-	-			0.010
1.000	0.000	0.000	0.000		2.06	-	-						-	-			0.000	0.000	0.000		0.001	-	-						-	-			0.010
1.100	0.000	0.000	0.000		1.96	-	-						-	-			0.000	0.000	0.000		0.001	-	-						-	-			0.011
1.200	0.000	0.000	0.000		1.86	-	-						-	-			0.000	0.000	0.000		0.001	-	-						-	-			0.012
1.300	0.000	0.000	0.000		1.76	-	-						-	-			0.000	0.000	0.000		0.001	-	-						-	-			0.013
1.400	0.000	0.000	0.000		1.66	-	-						-	-			0.000	0.000	0.000		0.001	-	-						-	-			0.014
1.500	0.000	0.000	0.000		1.56	-	-						-	-			0.000	0.000	0.000		0.001	-	-						-	-			0.015
1.600	0.000	0.000	0.000		1.46	-	-	0.000	0.000	0.000		1.46	-	-			0.000	0.000	0.000		0.001	-	-	0.000	0.000	0.000		0.001	-	-			0.016
1.700	0.000	0.000	0.000		1.36	-	-	0.000	0.000	0.000		1.36	-	-			0.000	0.000	0.000		0.001	-	-	0.000	0.000	0.000		0.001	-	-			0.017
1.800	0.000	0.000	0.000		1.26	-	-	0.000	0.000	0.000		1.27	-	-			0.000	0.000	0.000		0.001	-	-	0.000	0.000	0.000		0.002	-	-			0.018
1.900	0.000	0.000	0.000		1.16	-	-	0.000	0.000	0.000		1.17	-	-			0.000	0.000	0.000		0.001	-	-	0.000	0.000	0.000		0.004	-	-			0.019
2.000	0.000	0.000	0.000		1.06	-	-	0.000	0.000	0.000		1.07	-	-			0.000	0.000	0.000		0.001	-	-	0.000	0.000	0.000		0.007	-	-			0.020
2.200	0.000	0.000	0.000		0.863	-	-	0.000	0.000	0.000		0.885	-	-			0.000	0.000	0.000		0.001	-	-	0.000	0.000	0.000		0.020	-	-			0.022
2.400	0.000	0.000	0.000		0.667	-	-	0.000	0.000	0.000		0.712	-	-			0.000	0.000	0.000		0.005	-	16	0.000	0.000	0.000		0.047	-	-			0.024
2.600	0.000	0.000	0.000		0.483	-	1	0.000	0.000	0.000		0.558	-	20			0.000	0.000	0.000		0.021	-	5	0.000	0.000	0.000		0.092	-	-			0.026
2.800	0.000	0.000	0.000		0.323	-	36	0.365	0.365	0.365	0.365	0.365	4	4			0.000	0.000	0.000		0.061	-	-	0.000	0.000	0.000		0.158	-	-			0.028
3.000	0.000	0.000	0.000		0.197	-	1,305	0.000	0.000	0.000		0.315	-	105			0.000	0.000	0.000		0.135	-	-	0.000	0.000	0.000		0.248	-	-			0.030
3.200	0.000	0.000	0.000		0.109	-	52	0.000	0.000	0.000		0.228	-	-			0.000	0.000	0.000		0.247	-	-	0.000	0.000	0.000		0.361	-	-			0.032
3.400	0.000	0.000	0.000		0.055	-	-	0.121	0.121	0.121	0.121	0.121	5	-			0.000	0.000	0.000		0.393	-	-	0.000	0.000	0.000		0.494	-	-			0.034
3.600	0.000	0.000	0.000		0.025	-	-	0.000	0.000	0.000		0.112	-	-			0.000	0.000	0.000		0.563	-	-	0.000	0.000	0.000		0.644	-	-			0.036
3.800	0.000	0.000	0.000		0.011	-	-	0.000	0.000	0.000		0.076	-	-			0.000	0.000	0.000		0.749	-	-	0.000	0.000	0.000		0.808	-	-			0.038
4.000	0.000	0.000	0.000		0.004	-	-	0.000	0.000	0.000		0.050	-	-			0.000	0.000	0.000		0.942	-	-	0.000	0.000	0.000		0.983	-	-			0.040
Totals:						0	1,394						9	129	0	0						0	21					0	0	0	0		
Number of Trades:						0							2		0							0.00						0		0			

Lending Products	Underlying Title	Multilateral Transactions[1]					Bilateral Transactions[2]		Stock Borrowing through OTC (volume)[3]
		Open Interest[5]	Volume(Offered)	Average Weighted	Transactions volume	Average Weighted	Transactions Volume	Average Weighted	Transactions Volume
ADMIEBOR	ADMIE (IPTO) HOLDING S.A. (CR)	---	---	---	---	---	---	116,144	
AEGNBOR	AEGEAN AIRLINES (CR)	---	---	---	---	---	---	20,711	
ALPHABOR	ALPHA BANK (CR)	153,000	---	---	---	---	---	56,361,455	
ALMYBOR	ALUMIL (CR)	---	---	---	---	---	---	---	
TATTBOR	ATTICA BANK S.A. (CR)	---	---	---	---	---	---	370	
EEEBOR	CC HBC AG (CR)	---	---	---	---	---	---	70,558	
CENERBOR	CENERGY HOLDINGS (CB)	---	---	---	---	---	---	---	
ELLAKTORBOR	ELLAKTOR (CR)	10,000	---	---	---	---	---	1,898	
EUROBBOR	EUROBANK ERGASIAS (CR)	---	---	---	---	---	---	70,501,779	
EYDAPBOR	EYDAP S.A. (CR)	248	---	---	---	---	---	232,781	
FFGRPBOR	FOLLI FOLLIE (CR)	---	---	---	---	---	---	1,314,253	
FOYRKBOR	FOURLIS (CR)	---	---	---	---	---	---	43,505	
GEKTERNABOR	GEK TERNA (CR)	---	---	---	---	---	---	27,250	
SARBOR	GR. SARANTIS S.A. (CR)	3,500	---	---	1,327	5.31%	1,271	4.00%	19,882
EXAEBOR	HELLENIC EXCHANGES-A.S.E. (CR)	10	---	---	---	---	---	123,778	
ELPEBOR	HELLENIC PETROLEUM (CR)	---	---	---	---	---	---	53,601	
INTRKBOR	INTRACOM HOLDINGS (CR)	---	---	---	500	2.65%	---	---	
INLOTBOR	INTRALOT (CR)	20,389	---	---	---	---	---	609,512	
BELABOR	JUMBO SA (CR)	8,349	---	---	117	2.65%	---	162,308	
LAMDABOR	LAMDA DEVELOPMENT SA (CR)	---	---	---	---	---	---	5,000	
MIGBOR	MARFIN INVESTMENT GROUP (CR)	---	---	---	---	---	---	794,474	
MOHBOR	MOTOR OIL (CR)	1,500	---	---	---	---	---	43,134	
MYTILBOR	MYTILINEOS (CR)	13,835	---	---	---	---	---	65,742	
ETEBOR	NATIONAL BANK (CR)	5,000	---	---	---	---	---	28,138,021	
OPAPBOR	OPAP (CR)	---	---	---	---	---	---	1,279,607	
HTOBOR	OTE (CR)	---	---	---	---	---	---	528,797	
PPABOR	P.P.A. S.A. (CR)	---	---	---	---	---	---	2,901	
TPEIRBOR	PIRAEUS BANK (CR)	2,100	---	---	---	---	---	26,474,177	
PLAISBOR	PLAISIO COMPUTERS SA (CR)	---	---	---	---	---	---	1,000	
PPCBOR	PPC (CR)	22,733	---	---	---	---	---	6,696,274	
QUALBOR	QUALITY & RELIABILITY SA (CR)	---	---	---	---	---	---	---	

Stock Lending Notes

[1] - Multilateral contracts Lending or Borrowing as per Methods 8-1, 8-2 and 8-3-3 (According to ATHEX BoD Resolution No.17)

[2] - Bilateral Contracts Lending or Borrowing as per Methods 8-3-1 and 8-3-2 (According to ATHEX BoD Resolution No.20)

[3] - The information concerning OTC Stock Borrowing Transactions is based on the statements of the Dematerialised Securities System (DSS) operators involved and refers to volumes that have been registered up until the previous working day.

[4] - Average Price (Volume weighted)

[5] - The Data concerning Open Interest before the start of trading session

Lending Products	Underlying Title	Open Interest[5]	Multilateral Transactions[1]				Bilateral Transactions[2]		Stock Borrowing through OTC (volume)[3]	
			Volume(Offered)	Average Weighted	Transactions volume	Average Weighted	Transactions Volume	Average Weighted	Transactions Volume	Transactions Volume
TENERGYBOR	TERNA ENERGY (CR)	---	---	---	---	---	---	---	19,403	
TITCBOR	TITAN CEMENT (CB)	---	---	---	---	---	---	---	31,494	
TITKBOR	TITAN CEMENT (CR)	---	---	---	---	---	---	---	190,075	
VIOBOR	VIOHALCO SA/NV (CB)	4,500	---	---	---	---	---	---	---	

Stock Lending Notes

[1] - Multilateral contracts Lending or Borrowing as per Methods 8-1, 8-2 and 8-3-3 (According to ATHEX BoD Resolution No.17)

[2] - Bilateral Contracts Lending or Borrowing as per Methods 8-3-1 and 8-3-2 (According to ATHEX BoD Resolution No.20)

[3] - The information concerning OTC Stock Borrowing Transactions is based on the statements of the Dematerialised Securities System (DSS) operators involved and refers to volumes that have been registered up until the previous working day.

[4] - Average Price (Volume weighted)

[5] - The Data concerning Open Interest before the start of trading session

Sectors codification for listed companies

12003 -	ETF	10101010	Computer Services
10101015	Software	10102030	Computer Hardware
15101010	Telecommunications Equipment	15102015	Telecommunications Services
20101010	Health Care Facilities	20101025	Health Care Services
20102010	Medical Equipment	20103015	Pharmaceuticals
30101010	Banks	30202000	Diversified Financial Services
30202010	Asset Managers & Custodians	30202015	Investment Services
30302010	Full Line Insurance	30302015	Insurance Brokers
35101010	Real Estate Holding and Development	35101015	Real Estate Services
35102000	Diversified REITs	35102030	Office REITs
40201040	Rental & Leasing Services: Consumer	40202010	Home Construction
40202015	Household Furnishings	40202020	Household Appliance
40203040	Electronic Entertainment	40203045	Toys
40204020	Clothing & Accessories	40301010	Entertainment
40301030	Publishing	40301035	Radio & TV Broadcasters
40401010	Diversified Retailers	40401020	Apparel Retailers
40401025	Home Improvement Retailers	40401030	Specialty Retailers
40501010	Airlines	40501015	Travel & Tourism
40501020	Casinos & Gambling	40501025	Hotels & Motels
45101015	Distillers & Vintners	45101020	Soft Drinks
45102010	Farming Fishing Ranching & Plantations	45102020	Food Products
45103010	Tobacco	45201010	Food Retailers & Wholesalers
45201020	Personal Products	50101010	Construction
50101030	Cement	50101035	Building Materials: Other
50202010	Electrical Components	50203000	Diversified Industrials
50203015	Plastics	50203030	Containers & Packaging
50204000	Machinery: Industrial	50204020	Machinery: Construction & Handling
50205010	Industrial Suppliers	50205020	Back Office Support HR & Consulting
50205030	Forms & Bulk Printing Services	50206015	Commercial Vehicles & Parts
50206030	Marine Transportation	50206060	Transportation Services
55101000	Diversified Materials	55101020	Textile Products
55102000	General Mining	55102010	Iron & Steel
55102015	Metal Fabricating	55102035	Aluminum
60101000	Integrated Oil & Gas	60101020	Oil Refining and Marketing
65101010	Alternative Electricity	65101015	Conventional Electricity
65102030	Water		



ATHEX
Athens Stock Exchange

Λεωφ. Αθηνών 110 104 42 Αθήνα
110, Athinon Ave. GR 104 42 Athens
tel. (+30)210-33.66.800, fax (+30)210-33.66.101
www.athexgroup.gr