

19

**Ημερήσιο Δελτίο
Συναλλακτικής Δραστηριότητας**

Daily Official List
of Trading Activity

Friday, 23 August, 2019

Year: 140 Trading Day No: 159



ATHEXGROUP
Athens Exchange Group

Disclaimer:

Hellenic Exchanges-Athens Stock Exchange S.A endeavours to ensure that the data and other material ("Information") presented on the Daily Official List are accurate and complete, but it is not liable for any errors or omissions of data or /and for the accuracy, credibility, updating and completeness of the aforesaid information nor it has any liability arising directly or indirectly from the use of the above Information.

The Company is not liable for the accuracy of the data included in listed companies' announcements. Only the sender of such an announcement is fully and solely liable for any infringement of third party's rights from the content of such announcement. All contents of the Daily Official List are provided only for information purposes and do not constitute investment advice or solicitation to invest in securities or other products listed for trading on the Exchange.

You acknowledge and agree that the Company is the owner of any property rights related to any Information appearing on the Daily Official List including intellectual property rights copyright, trademarks, etc.

The above data are a property of the Hellenic Exchanges-Athens Exchange and are copyright protected. Users are forbidden to reproduce, modify, copy, sale, transmit or redistribute, by all reproduction means and methods, part or the whole of the above data, without reference to their source.

The commercial exploitation of these data is, also, forbidden by third parties. Hellenic Exchanges-Athens Exchange does not carry any responsibility, direct or indirect, derived from usage or accidental alteration of the above data when used by third parties.

Hellenic Exchanges – Athens Stock Exchange S.A.

110 Athinou Ave., 10442 Athens, Tel: (210) 33.66.800, Fax: (210) 32.13.938

www.athexgroup.gr

Thessalonica Stock Exchange Center (T.S.E.C)

16-18 Katouni Str., Thessalonica 546 25 Tel: (2310) 567.667, Fax: (2310) 530.545

Athex Members Guarantee Fund

14-16 Fidiou Str., Athens 106 78, Tel: (210) 33.04.682, Fax: (210) 33.04.155

Hellenic Republic Capital Market Commission

1 Kolokotroni Str. & 1 Stadiou Str., Athens 10562 Tel: (210) 33.77.100 Fax: (210) 33.77.173

Table of Contents

Section 1: Statistical Figures of Securities, Derivatives and Lending

Summary of Markets

Athex Indices

Analytic Figures for Athex Market's Boards and Categories

Trading Details by Athex Sectors and Financial Instruments (ETFs)

Top 10 best & worst performing Shares

Derivatives Summary

Section 2: Analytic Figures of Shares Transactions

Analytic Figures of Shares Transactions

Shares' Notes

Section 3: Figures of Securities Transactions

Securities Blocks Details

Shares Rights Details

Stock Borrowing

Securities Forced Sales

Forced Sales Registered Shares

Exchange Traded Funds (ETFs) Characteristics

Section 5: Bonds traded in Fixed Income Assets Market

Convertible Corporate Bonds - Regulated Market

Non Convertible Corporate Bonds - Regulated Market

Government Bonds

Treasury Bills & Zero Coupon Government Bonds

Government Bonds Traded with the Open Outcry Method

State Banks Bonds

Section 6: Additional Infos

Athex & ATHEXClear Members List

List of Stocks under Market Making operations

Section 7: Derivatives Market Analytic Figures

Index Futures

Stock Futures

Index Options

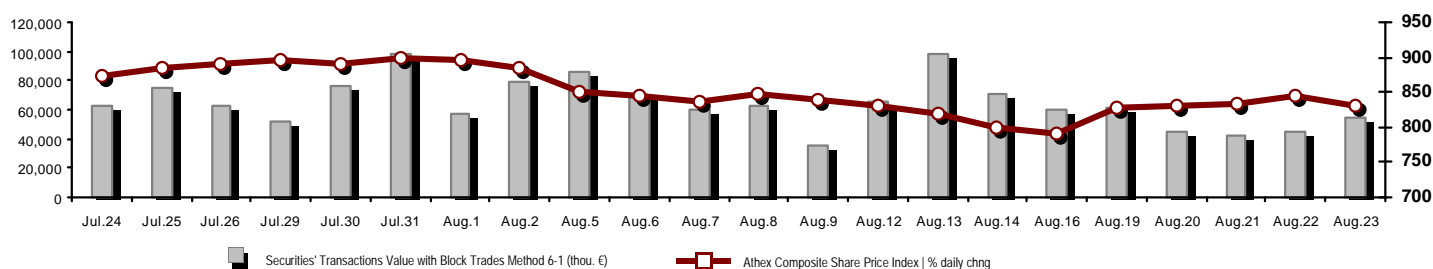
Stock Options

Stock Lending Analytic Figures

Appendix A: Sectors codification for listed companies

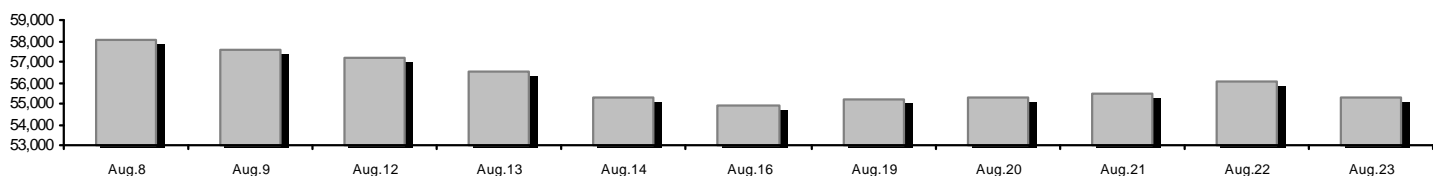
Summary of Markets

Athex Composite Share Price Index vs Shares and Derivatives Transactions Value

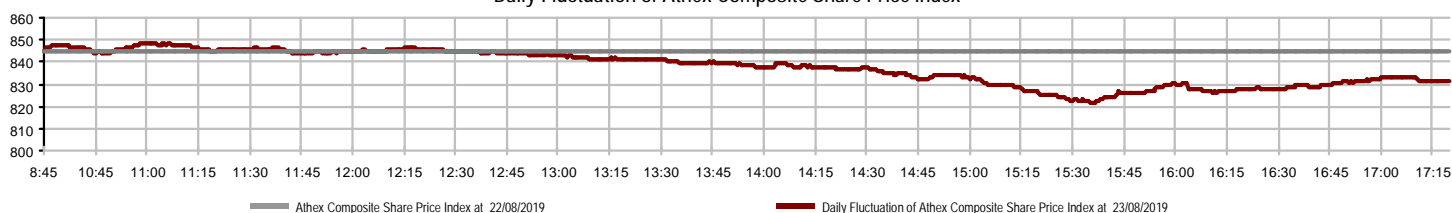


Athex Capitalisation (mill. €) **: 55,271.27	Derivatives Total Open Interest: 407,844
Daily change: mill. € %: -780.83 -1.39%	in Index Futures % daily chng: 15,640 -0.63%
Yearly Avg Capitalisation: mill. € % chng prev year Avg: 52,912.71 1.50%	in Stock Futures % daily chng: 387,675 0.29%
Athex Composite Share Price Index % daily chng: 831.70 -1.60%	in Index Options % daily chng: 2,317 4.98%
Athex Composite Share Price Index Capitalisation (mill. €): 50,485.49	in Stock Options % daily chng: 2,212 0.05%
Daily change (mill. €): -743.87	
Securities' Transactions Value with Block Trades Method 6-1 (thou. €): 54,195.52	Derivatives Contracts Volume: 46,785
Daily change: %: 9,781.40 22.02%	Daily change: pieces %: 19,283 70.11%
YtD Avg Trans. Value: thou. € % chng prev year Avg: 66,548.84 21.17%	YtD Avg Derivatives Contracts % chng prev year Avg: 43,596 -22.16%
Blocks Transactions Value of Method 6-1 (thou. €): 709.50	Derivatives Trades Number: 4,332
Blocks Transactions Value of Method 6-2 & 6-3 (thou. €): 2.27	Daily change: number %: 1,390 47.25%
Bonds Transactions Value (thou.€): 305.02	YtD Avg Trades number % chng prev year Avg: 3,037 12.00%
Securities' Transactions Volume with Block Trades Method 6-1 (thou. Pieces): 29,074.05	Lending Total Open Interest: 73,269
Daily change: thou. pieces %: 10,563.21 57.06%	Daily change: pieces %: 15,108 25.98%
YtD Avg Volume: % chng prev year Avg: 34,923.39 -6.00%	Lending Volume (Multilateral/Bilateral): 250
Blocks Transactions Volume of Method 6-1 (thou. Pieces): 75.00	Daily change: pieces %: -33,858
Blocks Transactions Volume of Method 6-2 & 6-3 (thou. Pieces): 1.00	Multilateral Lending: 250
Bonds Transactions Volume: 290,000	Bilateral Lending: 0
Securities' Trades Number with Block Trades Method 6-1: 29,994	Lending Trades Number: 4
Daily change: number %: 7,081 30.90%	Daily change: %: -4
YtD Avg Trades number % chng prev year Avg: 27,455 35.05%	Multilateral Lending Trades Number: 4
Number of Blocks Method 6-1: 1	Bilateral Lending Trades Number: 0
Number of Blocks Method 6-2 & 6-3: 1	
Number of Bonds Transactions: 18	

Athex Capitalisation (mill. €) **



Daily Fluctuation of Athex Composite Share Price Index



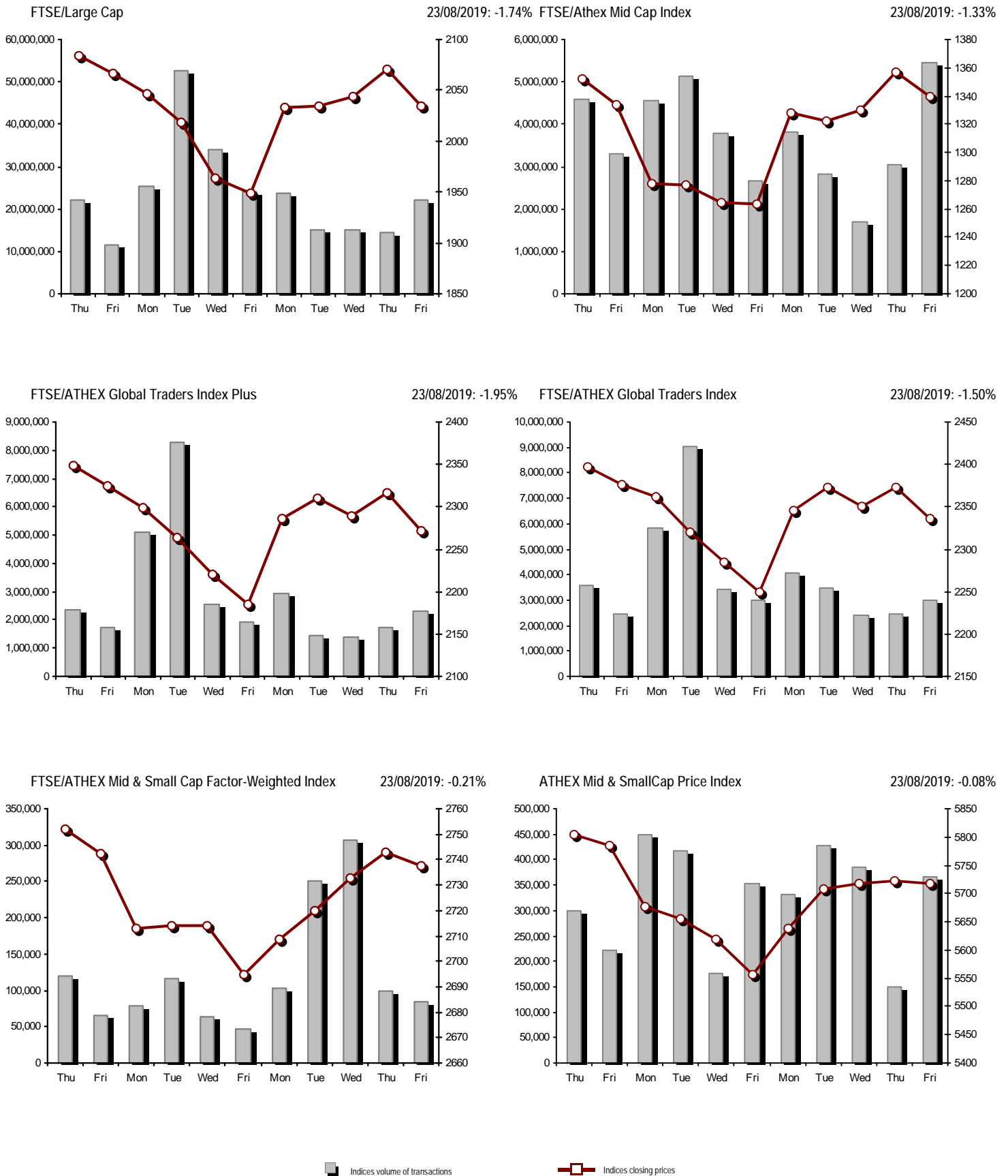
Athex Indices

Index name	23/08/2019	22/08/2019	pts.	%	Min	Max	Year min	Year max	Year change
Athex Composite Share Price Index	831.70 €	845.22	-13.52	-1.60%	821.68	848.39	600.12	901.57	35.61% #
FTSE/Athex Large Cap	2,034.57 €	2,070.62	-36.05	-1.74%	2,009.03	2,077.48	1,580.73	2,270.46	26.50% #
FTSE/Athex Mid Cap Index	1,339.24 €	1,357.24	-18.00	-1.33%	1,329.09	1,370.85	945.49	1,467.88	37.35% #
FTSE/ATHEX-CSE Banking Index	522.87 €	542.06	-19.19	-3.54%	501.26	545.62	275.15	641.15	57.14% #
FTSE/ATHEX Global Traders Index Plus	2,271.05 €	2,316.15	-45.10	-1.95%	2,265.76	2,324.57	1,947.04	2,479.89	13.87% #
FTSE/ATHEX Global Traders Index	2,336.63 €	2,372.28	-35.65	-1.50%	2,332.91	2,379.67	1,866.67	2,517.12	23.15% #
FTSE/ATHEX Mid & Small Cap Factor-Weighted Ind	2,737.33 €	2,742.96	-5.63	-0.21%	2,714.47	2,754.46	2,173.67	2,824.96	23.57% #
ATHEX Mid & SmallCap Price Index	5,717.69 €	5,722.47	-4.78	-0.08%	5,664.53	5,749.15	3,914.71	5,975.95	44.31% #
FTSE/Athex Market Index	506.47 €	515.39	-8.92	-1.73%	500.20	517.06	392.32	563.60	26.88% #
FTSE Med Index	4,610.97 #	4,578.72	32.25	0.70%			3,966.78	4,754.28	16.30% #
Athex Composite Index Total Return Index	1,354.60 €	1,376.62	-22.02	-1.60%	1,338.28	1,381.78	952.47	1,466.98	39.16% #
FTSE/ATHEX Large Cap Net Total Return	922.07 €	938.41	-16.34	-1.74%	910.49	941.52	692.89	1,027.12	30.79% #
Hellenic Mid & Small Cap Index	1,196.20 €	1,216.09	-19.89	-1.64%	1,191.55	1,222.29	884.70	1,269.98	31.94% #
FTSE/Athex Banks	690.83 €	716.19	-25.36	-3.54%	662.28	720.90	363.54	847.12	57.14% #
FTSE/Athex Financial Services	1,080.50 €	1,087.35	-6.85	-0.63%	1,060.02	1,103.66	744.92	1,191.69	38.48% #
FTSE/Athex Industrial Goods & Services	2,653.14 €	2,703.53	-50.39	-1.86%	2,629.45	2,722.75	1,884.26	2,967.88	38.94% #
FTSE/Athex Retail	73.66 ~	73.66	0.00	0.00%	72.19	73.66	58.44	80.54	22.95% #
FTSE/ATHEX Real Estate	5,638.75 €	5,744.56	-105.81	-1.84%	5,599.56	5,842.81	2,928.70	6,158.58	86.71% #
FTSE/Athex Personal & Household Goods	8,428.44 €	8,725.21	-296.77	-3.40%	8,389.14	8,753.69	6,649.54	9,943.56	22.54% #
FTSE/Athex Food & Beverage	11,056.78 €	11,145.25	-88.47	-0.79%	10,968.02	11,145.52	10,000.70	13,120.06	9.36% #
FTSE/Athex Basic Resources	6,698.56 €	7,130.43	-431.87	-6.06%	6,694.27	7,293.30	3,146.82	11,171.70	104.18% #
FTSE/Athex Construction & Materials	2,995.66 €	3,038.95	-43.29	-1.42%	2,964.71	3,063.84	2,437.75	3,183.37	16.01% #
FTSE/Athex Oil & Gas	5,203.44 €	5,255.66	-52.22	-0.99%	5,198.54	5,288.92	4,612.01	5,758.60	7.06% #
FTSE/Athex Chemicals	9,427.38 #	9,394.12	33.26	0.35%	9,349.54	9,566.37	7,722.79	11,217.47	15.31% #
FTSE/Athex Travel & Leisure	1,610.73 €	1,626.72	-15.99	-0.98%	1,607.45	1,646.06	1,309.57	1,754.14	21.74% #
FTSE/Athex Technology	999.15 €	1,008.68	-9.53	-0.94%	989.47	1,013.30	692.80	1,087.14	40.88% #
FTSE/Athex Telecommunications	3,303.08 ~	3,303.08	0.00	0.00%	3,297.58	3,316.85	2,614.94	3,605.87	26.05% #
FTSE/Athex Utilities	2,763.66 €	2,799.80	-36.14	-1.29%	2,721.55	2,820.48	1,729.19	2,870.02	57.12% #
FTSE/Athex Health Care	478.01 €	484.89	-6.88	-1.42%	478.01	484.89	460.82	508.96	-5.57% €
Athex All Share Index	200.53 €	203.28	-2.76	-1.36%	200.53	200.53	157.01	215.26	26.90% #
Hellenic Corporate Bond Index	120.58 €	120.59	-0.01	-0.01%			116.31	120.59	3.64% #
Hellenic Corporate Bond Price Index	97.11 €	97.13	-0.02	-0.02%			95.04	97.16	1.38% #

Note 1: FTSE/Med 100, Hellenic Corporate Bond Price Index and Hellenic Corporate Bond Index closing prices refer to the previous trading day of 21/08/2019.

Note 2: The Hellenic Mid & Small Cap Index is a Customized index calculated by the Athens Exchange.

Athex Indices



Analytic Figures for Athex Market's Boards and Categories

	Total Traded Securities	Main Market	Surveillance	Exchange Traded Funds (ETFs)
Totals	130	113	16	1
Gain / Lose / Same:	22 / 77 / 31	20 / 73 / 20	2 / 3 / 11	0 / 1 / 0
Athex Capitalisation (mill. €) **	55,271.27	54,971.18	300.10	
Daily Average Trans/ons Value(thou.€)	66,548.84	66,542.46	43.10	40.25
Transactions Value	54,197.79	54,165.50	31.79	0.50
Main Board:	53,486.02	53,453.73	31.79	0.50
Blocks Board 6_2_3:	711.77	711.77	0.00	0.00
Forced Sales Board:	0.00	0.00	0.00	0.00
Special Terms Board:	0.00	0.00	0.00	0.00
Daily Average Transactions Volume	34,923,389	34,611,739	345,380	1,844
Transactions Volume	29,075,051	28,747,019	328,008	24
Main Board:	28,999,051	28,671,019	328,008	24
Blocks Board 6_2_3:	76,000	76,000	0	0
Forced Sales Board:	0	0	0	0
Special Terms Board:	0	0	0	0
Daily Average Number of Trades	27,455	27,309	145	3
Number of Trades	29,995	29,875	119	1
Main Board:	29,993	29,873	119	1
Blocks Board 6_2_3:	2	2	0	0
Forced Sales Board:	0	0	0	0
Special Terms Board:	0	0	0	0

Trading Details by Athex Sectors and Financial Instruments (ETFs)

Code	Sectors	Gain / Lose / Same	Number of Trades	Transactions Volume	Transactions Value	% of Total Trans. Value
3010	- Banks	0 / 6 / 0	12,927	19,128,318	25,243,050.56	46.58%
5510	- Basic Resources	1 / 9 / 3	467	196,830	276,770.13	0.51%
5010	- Construction & Materials	1 / 9 / 3	2,438	1,178,654	2,802,006.79	5.17%
4020	- Consumer Products & Services	2 / 3 / 3	1,785	485,361	3,083,731.52	5.69%
6010	- Energy	0 / 3 / 0	1,073	156,327	2,370,456.04	4.37%
12000	- Financial Instruments	0 / 1 / 0	1	24	502.56	0.00%
3020	- Financial Services	1 / 1 / 2	872	3,582,837	856,902.43	1.58%
4510	- Food Beverage & Tobacco	3 / 5 / 2	231	201,417	571,223.91	1.05%
2010	- Health Care	0 / 3 / 0	27	7,690	12,399.74	0.02%
5020	- Industrial Goods & Service	6 / 11 / 5	2,493	708,883	2,753,553.08	5.08%
3030	- Insurance	0 / 0 / 1	54	15,100	66,652.00	0.12%
4030	- Media	1 / 1 / 0	10	2,850	876.90	0.00%
4520	- Personal Care, Drug & Grocery Stores	1 / 2 / 0	383	67,855	382,527.47	0.71%
3510	- Real Estate	0 / 6 / 2	647	126,966	923,068.91	1.70%
4040	- Retail	1 / 4 / 2	232	60,320	150,035.25	0.28%
1010	- Technology	2 / 4 / 2	423	250,208	253,449.89	0.47%
1510	- Telecommunications	1 / 1 / 3	1,651	695,996	5,981,725.98	11.04%
4050	- Travel & Leisure	1 / 4 / 3	1,427	680,144	3,515,012.61	6.49%
6510	- Utilities	1 / 4 / 0	2,854	1,529,271	4,953,842.47	9.14%

Top 10 best & worst performing Shares

Main Market

With positive Price change	Closing price	change	With negative Price change	Closing price	change
ELTON SA (CR)	1.79	3.77% #	KORDELLOS BROS SA (CR)	0.525	-7.08% €
INFORM P. LYKOS SA (CR)	1.725	3.29% #	ALUMIL (CR)	1.18	-6.35% €
IKTINOS HELLAS SA (CR)	1.082	2.85% #	ALPHA BANK (CR)	1.477	-5.86% €
TECHNICAL OLYMPIC SA (CR)	2.43	1.67% #	BYTE COMPUTER SA (CR)	1.1	-4.35% €
TERNA ENERGY (CR)	7.47	1.63% #	PPC (CR)	2.66	-4.18% €
PROFILE SA (CR)	3.86	1.05% #	INTRACOM HOLDINGS (CR)	0.95	-3.94% €
HELLENIC EXCHANGES-A.S.E. (CR)	4.585	0.33% #	KEKROPS SA (CR)	2.94	-3.92% €
			JUMBO SA (CR)	15.6	-3.76% €
			INTRACOM CONSTR. (CR)	1.81	-3.72% €
			AVAX S.A. (CR)	0.75	-3.60% €
With the highest Transactions Value	Value (thou. €)	change	With the highest Transactions Volume	Volume	change
ALPHA BANK (CR)	7,658.31	-5.86% €	EUROBANK ERGASIAS (CR)	8,586,929	-2.99% €
EUROBANK ERGASIAS (CR)	6,002.26	-2.99% €	ALPHA BANK (CR)	5,154,594	-5.86% €
NATIONAL BANK (CR)	5,782.81	-1.47% €	MARFIN INVESTMENT GROUP (CR)	3,504,190	-3.38% €
OTE (CR)	5,772.58	0.00% -	NATIONAL BANK (CR)	2,541,257	-1.47% €
PIRAEUS BANK (CR)	5,425.87	-1.79% €	PIRAEUS BANK (CR)	2,018,777	-1.79% €
OPAP (CR)	3,152.76	-0.85% €	PPC (CR)	970,450	-4.18% €
JUMBO SA (CR)	2,717.55	-3.76% €	ATTICA BANK S.A. (CR)	824,537	-3.57% €
PPC (CR)	2,627.26	-4.18% €	ELLAKTOR (CR)	497,495	-3.56% €
MOTOR OIL (CR)	1,645.90	-0.75% €	OTE (CR)	480,153	0.00% -
MYTILINEOS HOLDINGS (CR)	1,451.99	-1.96% €	ADMIE (IPTO) HOLDING S.A. (CR)	350,402	-2.71% €

Note: Stocks that are not included in the "Low Dispersion" and "Under Supervision" categories, and the transactions value is more than 10,000 €.

Derivatives Summary

	Number of Trades	Volume	Open Interest
Index Futures	442	2,289	15,640
FTSE/Athex Large Cap	442	2,289	15,640
Stock Futures	3,858	44,005	387,675
ADMIE (IPTO) HOLDING S.A. (CR)	116	773	7,101
ALPHA BANK (CR)	571	9,120	62,821
ATTICA BANK S.A. (CR)	2	3	7,884
CC HBC AG (CR)	20	42	275
CENERGY HOLDINGS (CB)	44	181	9,417
ELLAKTOR (CR)	122	623	9,479
EUROBANK ERGASIAS (CR)	404	8,122	52,627
EYDAP S.A. (CR)	8	16	375
FOURLIS (CR)	8	12	346
GEK TERNA (CR)	23	92	8,692
HELLENIC EXCHANGES-A.S.E. (CR)	9	36	2,877
HELLENIC PETROLEUM (CR)	18	117	2,048
INTRACOM HOLDINGS (CR)	26	187	4,535
INTRALOT (CR)	30	168	5,560
JUMBO SA (CR)	61	112	891
LAMDA DEVELOPMENT SA (CR)	64	270	2,418
MARFIN INVESTMENT GROUP (CR)	109	2,361	87,786
MOTOR OIL (CR)	8	20	458
MYTILINEOS HOLDINGS (CR)	85	294	11,783
NATIONAL BANK (CR)	783	11,534	51,631
OPAP (CR)	81	265	4,435
OTE (CR)	57	353	3,508
P.P.A. S.A. (CR)	0	0	735
PIRAEUS BANK (CR)	831	7,105	23,156
PPC (CR)	223	1,702	15,308
TERNA ENERGY (CR)	80	295	5,342
VIOHALCO SA/NV (CB)	75	202	6,187
Index Options	28	231	2,317
FTSE/Athex Large Cap	28	231	2,317
Stock Options	4	260	2,212
ALPHA BANK (CR)	0	0	151
NATIONAL BANK (CR)	1	1	379
OPAP (CR)	0	0	1
OTE (CR)	0	0	0
PIRAEUS BANK (CR)	0	0	186
PPC (CR)	3	259	1,495
Total Derivatives Traded	4,332	46,785	407,844

Shares' Notes

Code	Note text
()	- Adjusted dividends.
*	- Last adjusted closing price.
[1]	- Net dividends.
[2]	- The "Date of Last Coupon" for New listings refers to the date company's stocks started to trade in Athex
[3]	- The Company Market Value is referred to the number of outstanding shares
[4]	- Sectors codification can be found in Appendix A
[5]	- The Market Value refers to the total number of shares listed (including their several classes) in the exchange by the company.
[6]	- P/E greater than 100
[7]	- Last view of the Order Book before the end of the trading session
[8]	- All Blocks Methods' Transactions Value are included.
4690	- Transfer to Surveillance category as of 4/4/2006.
4750	- Transfer to the Under Surveillance Category from 8/4/2011.
4865	- Suspension of trading as of 2/4/2012.
4887	- Transfer to the Surveillance Category as of 10/4/2012.
4912	- Transfer to the Surveillance Category as of 31/7/2012.
4914	- Suspension of trading as of 31/8/2012.
4918	- Suspension of trading as of 31/8/2012.
4955	- Transfer to the Surveillance Category as from 5/4/2013.
4956	- Transfer to the Surveillance Category as from 5/4/2013.
4957	- Transfer to the Surveillance Category as from 5/4/2013.
4958	- Transfer to the Surveillance Category as from 5/4/2013.
4959	- Transfer to the Surveillance Category as from 5/4/2013.
4983	- Transfer to the Surveillance Category as of 5/4/2013.
5080	- Transfer to the Surveillance Category as of 06/09/2011.
5093	- Transfer to the Surveillance Category as of 8/4/2015.
5095	- Transfer to the Surveillance Category as from 5/4/2013.
5101	- Suspension of trading as of 1/9/2015.
5110	- Suspension of trading as of 08/03/2016.
5112	- Transfer to the Surveillance Category as of 15/04/2016.
5115	- Transfer to the Surveillance Category as of 15/04/2016.
5123	- Transfer to the Surveillance Category as of 10/04/2014
5130	- Suspension of trading as of 18/04/2017.
5136	- Suspension of trading as of 02/05/2017.
5141	- Transfer to the Surveillance Category as of 10/05/2017.
5153	- Suspension of trading as of 03/10/2017.
5154	- Suspension of trading as of 03/10/2017.
5156	- Transfer to the Surveillance Category as of 11/12/2017.
5160	- Transfer to the Surveillance Category as of 15/04/2016.
5161	- Transfer to the Surveillance Category as of 25/11/2011.
5162	- Transfer to the Under Supervision Category as of 21/12/2009.
5165	- Transfer to the Surveillance Category as of 15/02/2018.
5171	- Suspension of trading as of 30/04/2018.
5172	- Suspension of trading as of 30/04/2018.
5174	- Suspension of trading as of 02/05/2018.
5178	- Transfer to the Surveillance Category as of 11/05/2018.
5179	- Suspension of trading as of 25/05/2018.
5190	- Transfer to the Surveillance Category as of 10/04/2012.
5191	- Suspension of trading as of 02/10/2018.
5192	- Suspension of trading as of 02/10/2018.
5193	- Transfer to the Surveillance Category as of 25/10/2018.
5194	- Transfer to the Surveillance Category as of 25/10/2018.
5195	- Transfer to the Surveillance Category as of 27/06/2008.

Shares' Notes

Code	Note text
5196	- Transfer to the Under Surveillance Category from 08/04/2011.
5197	- Transfer to the Surveillance Category as of 07/11/2018.
5200	- Transfer to the Surveillance Category as of 10/04/2012.
5205	- Suspension of trading as of 02/05/2019.
5206	- Suspension of trading as of 02/05/2019.
5207	- Transfer to the Surveillance Category as from 13/05/2019.

Securities Blocks Details

Securities	Block Volume	Price	Block Trade Value	Time of approval	Note
OPAP (CR)	75,000	9.46	709,500.00	12:46:17	20
ADMIE (IPTO) HOLDING S.A. (CR)	1,000	2.27	2,270.00	16:41:28	18

Blocks Notes

- 9 - Method 6-1 / Special Fees
- 10 - Method 6-1 / Special Fees, SDS
- 14 - Method 6-3 / Settlement, Incomplete Buy and Sell
- 18 - Method 6-2 / SPOT 1
- 19 - Method 6-2 / SPOT 2
- 20 - Method 6-1 and Method 6-1 Same Day Settlement
- 21 - Other Pre-agreed

Shares Rights Details

Occured date	Exercise from	Exercise until	Trading until	Rights	Price min	Price max	Closing price	Last Bid	Last Ask	Volume	Trades	Transactions Value
--------------	---------------	----------------	---------------	--------	-----------	-----------	---------------	----------	----------	--------	--------	--------------------

No Rights Transactions.

Securities Forced Sales

Securities	Category of Security	Transaction s Volume	Number of Trades	Transactions Value	Note
------------	----------------------	-------------------------	---------------------	-----------------------	------

No Forced Transactions.

Forced Sales Notes

- 1 - Normal Forced Sale.
- 2 - Forced Sales of Fixed Registered Shares.
- 3 - Forced Sales of Remaining Stock Fractions.

Forced Sales Registered Shares

Securities	Start Date	End Date	Initial Volume	Remaining Volume	Date	Avg price (day)	Avg price (period)	Number of Trades	Transactions Volume	Transactions Value
------------	------------	----------	----------------	------------------	------	-----------------	--------------------	------------------	---------------------	--------------------

No Fixed Registered Shares Forced Sales.

Forced Sales Notes

According to Decision 1/380/04.05.2008 of the Hellenic Republic Capital Market Commission, the certificated registered shares that have not been deposited to the issuer for dematerialisation, will be auctioned in the Athens Exchange by the supervising issuer. Forced sales procedure is held according to Article 99A of the Athens Exchange Rulebook. The average price of the period is calculated by dividing the Total transactions value by the Total volume and includes all the transactions made until the current date.

Exchange Traded Funds (ETFs) Characteristics

	Transactions Date (T)	Creation / Redemption	Units (T-1)	New Units (T-1)	Redemptio n Units (T-	Units (T) [1]	Fund Assets [2]	Net Unit Price	Dividen d per	Dividend Date
ALPHA ETF FTSE Athex Large Cap	23/08/2019	5,000	812,382	---	---	812,382	17,306,610.00	21.3035	0.43	30/06/2018

ETFs Notes

[1] - Units (T) = Units (T-1) + New Units (T-1) - Redemption Units (T-1)

[2] - The Creation / Redemption Units of T-1 are included.

Convertible Corporate Bonds - Regulated Market

Num Listed Bonds	Nominal price	Issue price	Today's Rate	Exp. Date	Duration (years)	Note	Coupon		Trading	Corporate Bonds	Price min	Price max	Closing price	Previous closing price/date	Volume	Transactions Value	Last order			ear min	Year max
							Common	Preffered									Price	Buy / Sell	Date		
171,268,704	0.30	0.30	1.00	11/10/2025	9	---	12	---	1	FORTHNET S.A. (Convertible)	---	---	---	---	---	---	20.0000	B	23/08/2019	100.0000	100.0000

Corporate Bonds Notes

Transactions Volume = (Pieces) * (Nominal Price). Transactions Value = (Pieces) * (Nominal Price) * (price %) + (Accrued interest).

The price of a Bond is stated as a percentage (%) of Bond's Nominal Price.

Nominal Price in Euros (€), except if it is noted differently.

Non Convertible Corporate Bonds - Regulated Market

Num Listed Bonds	Nominal price	Issue price	Today's Rate	Exp. Date	Duration (years)	Note	Coupon		Trading	Corporate Bonds	Accrued Int.	Yield.T.Mat	Price min	Price max	Closing price	Previous closing price/date	Volume	Transactions Value	Last order		ear min	Year max		
							Common	Preferred											Price	Buy / Sell			Date	
175,000	1,000.00	1,000.00	3.40	26/07/2024	5	---	1	---	1	ATTICA HOLDINGS S.A. (Non Convertible)	3.0222	3.0120	101.6000	101.7200	101.6490	101.8540	22/08/2019	62,000	63,209.78	101.7000	B	23/08/2019	100.8500	102.3500
25,000	1,000.00	1,000.00	4.95	26/06/2023	5	---	3	---	1	B&F COMM. & GARM. INDUS. S.A. (Non Convertible)	8.5250	5.6240	---	---	---	96.8000	20/08/2019	---	---	95.5000	B	23/08/2019	93.0000	98.5000
90,000	1,000.00	1,000.00	3.00	11/05/2023	5	---	3	---	1	CORAL A.E. (Non Convertible)	8.8333	2.4400	---	---	---	101.6060	19/08/2019	---	---	102.2000	B	23/08/2019	100.2726	104.9499
120,000	1,000.00	1,000.00	3.95	04/04/2025	7	---	3	---	1	GEK TERNA S.A. (Non Convertible)	15.9097	2.6880	105.5000	105.5000	105.5000	105.9890	21/08/2019	50,000	53,545.49	105.5000	B	23/08/2019	99.0000	106.0000
300,000	1,000.00	1,000.00	3.10	27/06/2022	5	---	5	---	1	MYTILINEOS HOLDINGS S.A. (Non Convertible)	5.2528	2.2980	101.7500	101.9800	101.7500	101.9900	22/08/2019	16,000	16,380.14	101.6600	B	23/08/2019	100.5818	103.4000
50,000	1,000.00	1,000.00	4.35	20/06/2022	5	---	5	---	1	SYSTEMS SUNLIGHT S.A. (Non Convertible)	8.2167	2.9350	---	---	---	102.9980	22/08/2019	---	---	101.7600	B	23/08/2019	99.4118	104.5000
200,000	1,000.00	1,000.00	3.50	21/03/2022	5	---	5	---	1	O.P.A.P. S.A. (Non Convertible)	15.4583	2.4830	101.8600	101.9800	101.9725	101.9720	22/08/2019	56,000	57,970.27	101.8600	B	23/08/2019	101.6071	103.5200
40,000,000	1.00	1.00	5.00	04/10/2021	5	---	12	---	1	HOUSEMARKET S.A. (Non Convertible)	0.0075	2.0900	---	---	---	105.3510	21/08/2019	---	---	105.0500	B	23/08/2019	101.9500	106.0000
200,000	1,000.00	1,000.00	3.60	12/03/2026	7	---	1	---	1	AEGEAN AIRLINES S.A. (Non Convertible)	16.8000	2.5410	105.2500	105.9990	105.7870	105.8980	22/08/2019	106,000	113,915.00	105.2500	B	23/08/2019	100.3628	107.0000

Corporate Bonds Notes

Transactions Volume = (Pieces) * (Nominal Price). Transactions Value = (Pieces) * (Nominal Price) * (price %) + (Accrued interest).

The price of a Bond is stated as a percentage (%) of Bond's Nominal Price.

Nominal Price in Euros (€), except if it is noted differently.

Government Bonds

Number Listed Bonds	Nominal price	Today's Rate	Accrued Interest Calc	Exp. Date [1]	Duration (years)	Note	Coupons Date	Curr. coupon value	Trading Unit	Government Bonds	Price min	Price max	Closing price	Previous closing price/date	Volume	Transactions Value	Price	Last order Buy / Sell	Date
3,000,000	1,000.00	4.38	Actual/Actual	01/08/2022	5	---	01/08	4.38	1	GGB-FXD-010822-05Y-4.375-1.000	---	---	---	---	---	---	1.0000	B	28/11/2018
2,500,000	1,000.00	3.45	Actual/Actual	02/04/2024	5	---	02/04	3.45	1	GGB-FXD-020424-05Y-3.450-1.000	---	---	---	---	---	---	---	---	---
4,355,990,324	1.00	3.50	Actual/Actual	30/01/2023	5	---	01/02 - 31/01	3.50	1	GGB-FXD-300123-05Y-3.500-1.000	---	---	---	94.5720 13/07/2018	---	---	1.0000	B	28/11/2018
5,962,747,327	1.00	3.75	Actual/Actual	30/01/2028	10	---	/02 - 01/02 - 31/	3.75	1	GGB-FXD-300128-10Y-3.750-1.000	---	---	---	85.4610 13/07/2018	---	---	1.0000	B	28/11/2018
6,091,218,404	1.00	3.90	Actual/Actual	30/01/2033	15	---	/02 - 01/02 - 31/	3.90	1	GGB-FXD-300133-15Y-3.900-1.000	---	---	---	78.6730 13/07/2018	---	---	1.0000	B	28/11/2018
4,805,399,486	1.00	4.00	Actual/Actual	30/01/2037	19	---	/02 - 01/02 - 31/	4.00	1	GGB-FXD-300137-19Y-4.000-1.000	---	---	---	77.0370 13/07/2018	---	---	1.0000	B	28/11/2018
4,603,713,186	1.00	4.20	Actual/Actual	30/01/2042	24	---	/02 - 01/02 - 31/	4.20	1	GGB-FXD-300142-24Y-4.200-1.000	---	---	---	77.7640 13/07/2018	---	---	1.0000	B	28/11/2018
550,418,123	1.00	3.00	Actual/Actual	24/02/2023	11	---	24/02	3.00	1	GGB-FXD-240223-11Y-2.000-1.000	---	---	---	10.0000 22/06/2015	---	10.0000	B	11/07/2019	
445,007,576	1.00	3.00	Actual/Actual	24/02/2024	12	---	24/02	3.00	1	GGB-FXD-240224-12Y-2.000-1.000	---	---	---	10.0000 22/06/2015	---	---	---	---	
423,674,226	1.00	3.00	Actual/Actual	24/02/2025	13	---	24/02	3.00	1	GGB-FXD-240225-13Y-2.000-1.000	---	---	---	10.0000 22/06/2015	---	---	---	---	
212,292,153	1.00	3.00	Actual/Actual	24/02/2026	14	---	24/02	3.00	1	GGB-FXD-240226-14Y-2.000-1.000	---	---	---	10.0000 22/06/2015	---	---	---	---	
160,621,352	1.00	3.00	Actual/Actual	24/02/2027	15	---	24/02	3.00	1	GGB-FXD-240227-15Y-2.000-1.000	---	---	---	10.0000 22/06/2015	---	---	---	---	
183,244,055	1.00	3.00	Actual/Actual	24/02/2028	16	---	24/02	3.00	1	GGB-FXD-240228-16Y-2.000-1.000	---	---	---	10.0000 22/06/2015	---	---	---	---	
164,802,894	1.00	3.00	Actual/Actual	24/02/2029	17	---	24/02	3.00	1	GGB-FXD-240229-17Y-2.000-1.000	---	---	---	10.0000 22/06/2015	---	---	---	---	
165,460,943	1.00	3.00	Actual/Actual	24/02/2030	18	---	24/02	3.00	1	GGB-FXD-240230-18Y-2.000-1.000	---	---	---	10.0000 22/06/2015	---	---	---	---	
129,007,241	1.00	3.00	Actual/Actual	24/02/2031	19	---	24/02	3.00	1	GGB-FXD-240231-19Y-2.000-1.000	---	---	---	10.0000 22/06/2015	---	---	---	---	
126,192,683	1.00	3.00	Actual/Actual	24/02/2032	20	---	24/02	3.00	1	GGB-FXD-240232-20Y-2.000-1.000	---	---	---	10.0000 22/06/2015	---	---	---	---	
146,905,168	1.00	3.00	Actual/Actual	24/02/2033	21	---	24/02	3.00	1	GGB-FXD-240233-21Y-2.000-1.000	---	---	---	10.0000 22/06/2015	---	---	---	---	
154,475,606	1.00	3.00	Actual/Actual	24/02/2034	22	---	24/02	3.00	1	GGB-FXD-240234-22Y-2.000-1.000	---	---	---	10.0000 22/06/2015	---	---	---	---	
144,429,441	1.00	3.00	Actual/Actual	24/02/2035	23	---	24/02	3.00	1	GGB-FXD-240235-23Y-2.000-1.000	---	---	---	10.0000 22/06/2015	---	---	---	---	
166,211,676	1.00	3.00	Actual/Actual	24/02/2036	24	---	24/02	3.00	1	GGB-FXD-240236-24Y-2.000-1.000	---	---	---	10.0000 22/06/2015	---	---	---	---	
145,461,669	1.00	3.00	Actual/Actual	24/02/2037	25	---	24/02	3.00	1	GGB-FXD-240237-25Y-2.000-1.000	---	---	---	10.0000 22/06/2015	---	---	---	---	
146,941,087	1.00	3.00	Actual/Actual	24/02/2038	26	---	24/02	3.00	1	GGB-FXD-240238-26Y-2.000-1.000	---	---	---	10.0000 22/06/2015	---	---	---	---	
135,115,612	1.00	3.00	Actual/Actual	24/02/2039	27	---	24/02	3.00	1	GGB-FXD-240239-27Y-2.000-1.000	---	---	---	10.0000 22/06/2015	---	---	---	---	
141,909,637	1.00	3.00	Actual/Actual	24/02/2040	28	---	24/02	3.00	1	GGB-FXD-240240-28Y-2.000-1.000	---	---	---	10.0000 22/06/2015	---	---	---	---	
136,788,720	1.00	3.00	Actual/Actual	24/02/2041	29	---	24/02	3.00	1	GGB-FXD-240241-29Y-2.000-1.000	---	---	---	10.0000 22/06/2015	---	---	---	---	
163,643,410	1.00	3.00	Actual/Actual	24/02/2042	30	---	24/02	3.00	1	GGB-FXD-240242-30Y-2.000-1.000	---	---	---	10.0000 22/06/2015	---	---	---	---	
2,500,000	1,000.00	3.88	Actual/Actual	12/03/2029	10	---	12/03	3.88	1	GGB-FXD-120329-10Y-3.875-1.000	---	---	---	---	---	---	---	---	
3,000,000	1,000.00	3.38	Actual/Actual	15/02/2025	7	---	15/02	3.38	1	GGB-FXD-150225-07Y-3.375-1.000	---	---	---	---	---	---	---	---	
250,250	1,000.00	2.90	Actual/Actual	20/03/2023	4	---	20/03	2.90	1	GGB-FXD-200323-04Y-2.900-1.000	---	---	---	---	---	---	---	---	
964,000	1,000.00	3.25	Actual/Actual	20/03/2025	6	---	20/03	3.25	1	GGB-FXD-200325-06Y-3.250-1.000	---	---	---	---	---	---	---	---	
2,100,000	1,000.00	3.55	Actual/Actual	20/03/2026	7	---	20/03	3.55	1	GGB-FXD-200326-07Y-3.550-1.000	---	---	---	---	---	---	---	---	
2,500,000	1,000.00	1.88	Actual/Actual	23/07/2026	7	---	23/07	1.88	1	GGB-FXD-230726-07Y-1.875-1.000	---	---	---	---	---	---	---	---	

Government Bonds Notes

Transactions Volume = (Pieces) * (Nominal Price). Transactions Value = (Pieces) * (Nominal Price) * (price %) + (Accrued interest).

The Value of current coupon for the issues with NV 0.01 euro refers to NV 100 euros

FLR: Floating Interest Rate.

[1] - The Expiration Date of the interest bearing period and the Date for coupon payment.

Treasury Bills & Zero Coupon Government Bonds

Issue Date	13-Week Maturity									26-Week Maturity									52-Week Maturity								
	Exp. Date	Initial Rate	Num Listed Bonds	Nominal price	Issue price	Last Trade Price	Last Trade Date	Volume Traded	Note	Exp. Date	Initial Rate	Num Listed Bonds	Nominal price	Issue price	Last Trade Price	Last Trade Date	Volume Traded	Note	Exp. Date	Initial Rate	Num Listed Bonds	Nominal price	Issue price	Last Trade Price	Last Trade Date	Volume Traded	Note
14/09/2018	---	---	---	---	---	---	---	---	---	---	---	---	---	---	---	---	---	---	13/09/2019	1.09	1,000,000	1,000.00	989.10	---	---	---	---
14/12/2018	---	---	---	---	---	---	---	---	---	---	---	---	---	---	---	---	---	---	13/12/2019	1.09	1,000,000	1,000.00	989.10	---	---	---	---
15/03/2019	---	---	---	---	---	---	---	---	---	---	---	---	---	---	---	---	---	---	13/03/2020	0.95	1,000,000	1,000.00	990.50	---	---	---	---
14/06/2019	---	---	---	---	---	---	---	---	---	---	---	---	---	---	---	---	---	---	12/06/2020	0.47	1,000,000	1,000.00	995.30	---	---	---	---

Bonds in Circulation	Currency / Min nominal traded Value	Coupons Payment Date	Current Coupon Value	Note	Coupon	Trading Unit	Issue Date	Duration (years)	Today's Interest	A.I.C in days	Bonds	Last price of previous days		Last Outcry in Cash (euro)			Trades in Pieces	Life min	Life Max
												Price	Buy / Sell	Price	Buy / Sell	Date			
Corporate Bonds in Foreign Currency and Euro																			
103,746	GBP / 10	01/12	0.25	---	60	1	01/12/1930	98	2.5	360	National Mortgage Bank	2.27	05/02/1996	2.27	S	05/02/1996	---	2.27	2.27
0	GBP / 10	01/12	0.25	---	62	1	01/12/1928	100	2.5	360	National Mortgage Bank	---	---	---	---	---	---	---	---

Government Bonds Notes

A.I.C: Accrued Interest Calculation base.

FLR: Floating Interest Rate.

The minimum tradeable Nominal Value for all Demeterialised Government Titles is 100 Euros.

(μτφρ-0)

Athex & ATHEXClear Members List

Member Name	Stock Market			Derivatives Market		ATHEXClear Member				
	Address	Phone	Fax	Market Member	Remote Member	Market Maker	Proprietary	Market Maker	General Clearing	Direct Clearing
A. SARRIS SECURITIES S.A.				a						
6, DRAGATSANIOU ATHINA	+30 2103367700	210-3312324								
ALPHA BANK A.E.									a	
40, STADIOU STR ATHINA	(210)-3265546	(210)-3265811								
	(210)-3260000	(210)-3264116								
103, AVE. ATHINON ATHINA	+30 2103436820	210-3436270								
ALPHA FINANCE INVESTMENT SERVICES S.A.				a		a	a	a		a
5, MERLIN ATHINA	+30 2103677400	210-33311193								
ARGUS STOCKBROKERS LTD				a	a		a			
25, DIMOSTHENI SEVERI AVE NICOSIA	+357 22717000	0035722717070								
ATLANTIC SECURITIES LIMITED				a	a					
37, PRODROMOU NICOSIA	+357 22445400	00357 22661914								
AXON SECURITIES S.A.				a			a			
48, STADIOU ATHINA	+30 2103363800	210-3243903								
BETA SECURITIES S.A.				a		a	a			a
29, ALEXANDRAS AVEN. & VRAILA ATHINA	+30 2106478900	210-6410139								
BNP PARIBAS SECURITIES SERVICES									a	
2, LAMPSAKOU ATHINA	+30 2107468500	210-7468579-581								
CAPITAL SECURITIES S.A.				a			a			
58, MITROPOLEOS ATHINA	+30 2103369700	+30 210 3369820								
CFS SECURITIES-INVESTMENT SERVICES S.A.				a						
3, PAPARRIGOPOULOU ATHINA	+30 2103360800	+30 210-3360980								
CITIGROUP GLOBAL MARKET LTD				a	a					
1, CITIGROUP CENTER, CANADA SQ., CANARY WHARF LONDON	+44 02079864000									
CITIGROUP GLOBAL MARKETS EUROPE AG				a	a					
16, REUTERWEG FRANKFURT										
CREDIT SUISSE SECURITIES (EUROPE) LIMITED				a	a					
1, CABOT SQUARE LONDON	+44 2078888888									
CYCLOS SECURITIES S.A.				a			a			a
39, PANEPISTIMIOU ATHINA	+30 2103364300	+30 210-3239122								
DEUTSCHE BANK S.A.				a	a		a			
1, GREAT WINCHESTER STREET LONDON	+44 20 754 54209	00441133361437								
DYNAMIC SECURITIES S.A.				a			a			a
, SYGROU AVENUE 223 & TRALLEON 2 NEA SMYRNI	+30 2103677700	210-3677777								
EUROBANK EQUITIES INVESTMENT FIRM S.A				a		a	a	a		a
, FILELLINON 10 & XENOFONTOS 13 ATHINA	+30 2103720000	210-3720001								
EUROBANK ERGASIAS S.A.									a	
8, OTHONOS ATHINA	+30 2103337000	210-3245916								
8, OTHONOS STR. ATHINA	(210)-3337000	(210)-3233866								
	(210)-3337969	(210)-3245916								
EUROCORP INVESTMENT SERVICES S.A.				a			a			a
14, FILIKIS ETERIAS SQ, ATHINA	+30 2107263500	2107263666								
EUROTRUST INVESTMENT FIRM SA				a						
113, SEVASTOUPOLEOS ATHINA	+30 2103363100	+30 210-3238334								
EUROXX SECURITIES S.A.				a		a	a	a		a
7, PALEOLOGOU CHALANDRI	+30 2106879400	210-6879401								
7, PALAIOLOGOU CHALANDRI	(210)-6879400	(210)-6879401								
G. A. PERVANAS SECURITIES-INVESTMENT SERVICES CO S.A.				a						
7-9, SOFOKLEOUS ATHINA	+30 2103727200	210-3210-291								
GLOBAL CAPITAL SECURITIES AND FINANCIAL SERVICES LTD				a	a					
50, AVE. ARCHIEPISKOPOU MAKARIOU NICOSIA	+357 22710710	357 22339332								
HELLENIC BANK (INVESTMENTS) LTD					a					
, AVE.KYRIAKOU MATSI 31 - PO BOX 24747 NICOSIA	+357 22500100	357 22500110								
HELLENIC-AMERICAN SECURITIES S.A.				a		a	a			a
27, ANDREA PAPANDEOU ATHINA	+30 2103311100	+30 210-3215968								
HSBC FRANCE									a	
109-111, AVE. MESOGION ATHINA	+30 2106960000	210-6929336								
INDEX SECURITIES S.A.				a						
6, DRAGATSANIOU ATHINA	+30 2103213920	+30 210-3213216								
INVESTMENT BANK OF GREECE S.A.				a		a	a	a	a	
32, EGIALIAS & PARADISOU MAROUSI	+30 2108173111	+30 210-6896325								
J. CHR. MAVRIKIS SECURITIES S.A.				a						
5, SOFOKLEOUS ATHINA	+30 2103216730	210-3217767								

Athex & ATHEXClear Members List

Member Name				Stock Market			Derivatives Market		ATHEXClear Member	
	Address	Phone	Fax	Market Member	Remote Member	Market Maker	Proprietary	Market Maker	General Clearing	Direct Clearing
KAPPA SECURITIES S.A.				a			a			
15, VALAORITOU ATHINA	+30 2103678600	+30 210-3641002								
KARAMANOF SECURITIES AND INVESTMENT SERVICES S.A.				a			a			
2, SQ. AGION THEODORON ATHINA	+30 2103212947	+30 210-3217088								
LAIKI FINANCIAL SERVICES LTD					a					
26, AVE. VYRONOS NICOSIA	357 22367367	357 22718567								
LEON DEPOLAS SECURITIES S.A.				a		a	a			
1, CHRISTOU LADA ATHINA	+30 2103213276	+30 210-3211618								
MEGA EQUITY SECURITIES & FINANCIAL SERVICES PUBLIC LTD				a	a		a			
42-44, AVE. GRIVA DIGENI NICOSIA	+357 22711711	357 22711811								
MERIT SECURITIES S.A.				a		a	a			a
5, SOFOKLEOUS ATHINA	+30 2141008800	210-3671830								
MERRILL LYNCH INTERNATIONAL				a	a					
2, KING EDWARD STREET LONDON	+44 20276281000									
N. CHRYSOCHOIDIS STOCK BROKERAGE I.S.S.A.				a			a			a
7-9, SOFOKLEOUS ATHINA	+30 2103213913	+30 210-3216115								
NATIONAL BANK OF GREECE S.A.				a		a	a		a	
68, AKADIMIAS STR. ATHINA	(210)-3328817	(210)-3328678								
86, AIOLOU STR. ATHINA	(210)-3341000	(210)-3228187								
NATIONAL SECURITIES S.A.				a		a	a	a		
66, KIFISIAS AVE, BUILDING A ATHINA	+30 2107720000	+30 210-7720002								
NUNTIUS BROKERAGE AND INVESTMENT SERVICES S.A.				a						
6, DRAGATSANIOU ATHINA	+30 2103350599	+30210-3254846								
ONE PLUS CAPITAL LIMITED				a	a					
, 75 PRODOMOU AVENUE, ONEWORLD PARKVIEW HOUSE, 3RD FLOOR	+357 22873760									
PANTELAKIS SECURITIES S.A.				a		a	a	a		
57, ETHNIKIS ANTISTATIS B CHALANDRI	+30 2106965000	210-6929550								
PEGASUS SECURITIES S.A.				a			a			
17, VALAORITOU & AMERIKIS ATHINA	+30 2103670700	+30 210-3670760								
PIRAEUS BANK S.A.				a			a		a	
4, AMERIKIS STR. ATHINA	(210)-3335000	(210)-3335079								
4, AMERIKIS STR ATHINA	(210)-3335918	(210)-3254207								
4, AMERIKIS ATHINA	+30 2103335000	210-3335079								
PIRAEUS SECURITIES S.A.				a		a	a	a		a
10, STADIU ATHINA	+30 2103354100	210-3354170								
PROCHOICE SECURITIES LTD				a	a					
57, SPYROU KYPRIANOY NICOSIA	+357-24-661192	+357-24-662464								
SHARELINK SECURITIES-FINANCIAL SERVICES LTD				a	a		a			
6, THEOTOKI MEGARO ELLINA NICOSIA	+357 22554200	+357 22750852								
SOCIETE GENERALE S.A.				a	a		a			
, 17 COURS VALMY 92987 PUTEAUX - LA DEFENSE PARIS	+33 157290504	+33142138697								
SOLIDUS SECURITIES S.A.				a			a			a
64, LOUIZIS RIANCOUR ATHINA	+30 2106900600	210-6985421								
ST. EM. LAVRENTAKIS SECURITIES S.A.				a			a			
7-9, SOFOKLEOUS ATHINA	+30 2103213336	+30 210-3246572								
THE CYPRUS INVESTMENT & SECURITIES CORPORATION LTD				a	a					
154, LIMASSOL AVENUE, STROVOLOS NICOSIA	+357 22121700	357 22338800								
UBS LIMITED					a					
1, FINSBURY AVENUE LONDON	+44 2075687135									

List of Stocks under Market Making operations

Securities	Market Maker	Start Market Making	Stock Category
S.KANAKIS SA (CR)			Suspension Status
	BETA SECURITIES S.A.	01/10/2013	
ADMIE (IPTO) HOLDING S.A. (CR)			Main Market
	PIRAEUS SECURITIES S.A.	29/06/2017	
ALPHA BANK (CR)			Main Market
	ALPHA FINANCE INVESTMENT SERVICES S.A.	29/02/2016	
	EUROBANK EQUITIES INVESTMENT FIRM S.A	24/10/2012	
	HELLENIC-AMERICAN SECURITIES S.A.	06/02/2019	
	LEON DEPOLAS SECURITIES S.A.	04/01/2016	
	MERIT SECURITIES S.A	03/09/2013	
	NATIONAL SECURITIES S.A	15/01/2013	
	PIRAEUS SECURITIES S.A.	28/05/2013	
ALUMIL (CR)			Main Market
	BETA SECURITIES S.A.	18/07/2013	
AS COMPANY SA (CR)			Main Market
	EUROBANK EQUITIES INVESTMENT FIRM S.A	01/04/2019	
ATTICA BANK S.A. (CR)			Main Market
	EUROXX SECURITIES S.A.	22/01/2016	
	PIRAEUS SECURITIES S.A.	20/09/2017	
ATTICA HOLDINGS (CR)			Main Market
	HELLENIC-AMERICAN SECURITIES S.A.	28/12/2017	
AUTOHELLAS SA (CR)			Main Market
	ALPHA FINANCE INVESTMENT SERVICES S.A.	01/07/2019	
	EUROXX SECURITIES S.A.	02/07/2018	
AVAX S.A. (CR)			Main Market
	EUROBANK EQUITIES INVESTMENT FIRM S.A	14/12/2015	
BYTE COMPUTER SA (CR)			Main Market
	MERIT SECURITIES S.A	04/08/2013	
CC HBC AG (CR)			Main Market
	EUROBANK EQUITIES INVESTMENT FIRM S.A	23/10/2013	
	NATIONAL SECURITIES S.A	29/04/2013	
	PIRAEUS SECURITIES S.A.	04/05/2015	
CENERGY HOLDINGS (CB)			Main Market
	ALPHA FINANCE INVESTMENT SERVICES S.A.	02/01/2017	
	EUROBANK EQUITIES INVESTMENT FIRM S.A	02/01/2017	
CNL CAPITAL (CR)			Main Market
	MERIT SECURITIES S.A	01/10/2018	
EKTER SA (CR)			Main Market
	EUROBANK EQUITIES INVESTMENT FIRM S.A	16/10/2017	
	LEON DEPOLAS SECURITIES S.A.	21/05/2018	
ELASTRON (CR)			Main Market
	LEON DEPOLAS SECURITIES S.A.	20/02/2017	
ELLAKTOR (CR)			Main Market
	ALPHA FINANCE INVESTMENT SERVICES S.A.	14/03/2019	
	EUROXX SECURITIES S.A.	24/09/2018	
	HELLENIC-AMERICAN SECURITIES S.A.	14/01/2019	
	NATIONAL SECURITIES S.A	25/06/2013	
	PIRAEUS SECURITIES S.A.	22/10/2018	
ELTON SA (CR)			Main Market
	BETA SECURITIES S.A.	03/09/2013	
	LEON DEPOLAS SECURITIES S.A.	01/04/2019	
ELVALHALCOR (CB)			Main Market
	ALPHA FINANCE INVESTMENT SERVICES S.A.	07/05/2018	
	EUROBANK EQUITIES INVESTMENT FIRM S.A	07/05/2018	
EUROBANK ERGASIAS (CR)			Main Market
	ALPHA FINANCE INVESTMENT SERVICES S.A.	08/01/2013	
	EUROBANK EQUITIES INVESTMENT FIRM S.A	01/06/2013	
	HELLENIC-AMERICAN SECURITIES S.A.	25/07/2014	
	MERIT SECURITIES S.A	06/11/2017	
	NATIONAL SECURITIES S.A	01/01/2017	
	PIRAEUS SECURITIES S.A.	28/09/2013	
EUROPEAN RELIANCE INSUR. (CR)			Main Market
	EUROBANK EQUITIES INVESTMENT FIRM S.A	08/07/2019	
	PANTELAKIS SECURITIES S.A.	15/07/2019	
EYDAP S.A. (CR)			Main Market
	EUROBANK EQUITIES INVESTMENT FIRM S.A	10/06/2019	

List of Stocks under Market Making operations

Securities	Market Maker	Start Market Making	Stock Category
FOURLIS (CR)			Main Market
	EUROBANK EQUITIES INVESTMENT FIRM S.A	01/12/2016	
	EUROXX SECURITIES S.A.	01/12/2016	
	PIRAEUS SECURITIES S.A.	06/03/2017	
GEK TERNA (CR)			Main Market
	HELLENIC-AMERICAN SECURITIES S.A.	07/09/2015	
GR. SARANTIS S.A. (CR)			Main Market
	BETA SECURITIES S.A.	14/05/2013	
	EUROBANK EQUITIES INVESTMENT FIRM S.A	24/10/2016	
HELLENIC EXCHANGES-A.S.E. (CR)			Main Market
	NATIONAL SECURITIES S.A	25/06/2013	
	PIRAEUS SECURITIES S.A.	04/05/2015	
HELLENIC PETROLEUM (CR)			Main Market
	HELLENIC-AMERICAN SECURITIES S.A.	14/09/2015	
	PIRAEUS SECURITIES S.A.	20/03/2017	
IKTINOS HELLAS SA (CR)			Main Market
	ALPHA FINANCE INVESTMENT SERVICES S.A.	01/04/2019	
	EUROBANK EQUITIES INVESTMENT FIRM S.A	25/02/2019	
	NATIONAL SECURITIES S.A	24/07/2019	
INTERCONTINENTAL (CR)			Main Market
	LEON DEPOLAS SECURITIES S.A.	03/06/2019	
INTRACOM HOLDINGS (CR)			Main Market
	ALPHA FINANCE INVESTMENT SERVICES S.A.	03/08/2018	
	LEON DEPOLAS SECURITIES S.A.	08/10/2018	
INTRALOT (CR)			Main Market
	EUROBANK EQUITIES INVESTMENT FIRM S.A	18/12/2017	
	EUROXX SECURITIES S.A.	12/06/2017	
	HELLENIC-AMERICAN SECURITIES S.A.	30/05/2018	
	PANTELAKIS SECURITIES S.A.	07/05/2018	
	PIRAEUS SECURITIES S.A.	28/09/2013	
JUMBO SA (CR)			Main Market
	MERIT SECURITIES S.A	06/11/2017	
	PIRAEUS SECURITIES S.A.	06/03/2017	
KLOUKINAS - LAPPAS SA (CR)			Main Market
	BETA SECURITIES S.A.	22/09/2014	
KRI-KRI S.A. (CR)			Main Market
	EUROBANK EQUITIES INVESTMENT FIRM S.A	07/05/2018	
	LEON DEPOLAS SECURITIES S.A.	16/01/2017	
LAMDA DEVELOPMENT SA (CR)			Main Market
	EUROBANK EQUITIES INVESTMENT FIRM S.A	08/12/2014	
	PANTELAKIS SECURITIES S.A.	06/11/2017	
	PIRAEUS SECURITIES S.A.	29/06/2017	
LAMPASA HOTEL SA (CR)			Main Market
	LEON DEPOLAS SECURITIES S.A.	16/01/2017	
MARFIN INVESTMENT GROUP (CR)			Main Market
	PIRAEUS SECURITIES S.A.	02/02/2013	
MLS MULTIMEDIA SA (CR)			Main Market
	HELLENIC-AMERICAN SECURITIES S.A.	07/12/2015	
	PIRAEUS SECURITIES S.A.	01/08/2019	
MOTOR OIL (CR)			Main Market
	HELLENIC-AMERICAN SECURITIES S.A.	01/09/2014	
	LEON DEPOLAS SECURITIES S.A.	01/04/2019	
	MERIT SECURITIES S.A	25/02/2019	
	NATIONAL SECURITIES S.A	17/02/2014	
	PIRAEUS SECURITIES S.A.	04/05/2015	
MYTILINEOS HOLDINGS (CR)			Main Market
	ALPHA FINANCE INVESTMENT SERVICES S.A.	15/04/2019	
	EUROBANK EQUITIES INVESTMENT FIRM S.A	20/09/2017	
	MERIT SECURITIES S.A	25/02/2019	
	NATIONAL SECURITIES S.A	25/06/2013	
	PIRAEUS SECURITIES S.A.	04/05/2015	
NATIONAL BANK (CR)			Main Market
	ALPHA FINANCE INVESTMENT SERVICES S.A.	08/01/2013	
	EUROBANK EQUITIES INVESTMENT FIRM S.A	24/10/2012	
	HELLENIC-AMERICAN SECURITIES S.A.	25/07/2014	
	LEON DEPOLAS SECURITIES S.A.	20/04/2015	
	MERIT SECURITIES S.A	03/09/2013	
	NATIONAL SECURITIES S.A	28/02/2013	
	PIRAEUS SECURITIES S.A.	08/09/2013	

List of Stocks under Market Making operations

Securities	Market Maker	Start Market Making	Stock Category
OPAP (CR)			
	ALPHA FINANCE INVESTMENT SERVICES S.A.	08/01/2013	Main Market
	EUROBANK EQUITIES INVESTMENT FIRM S.A	24/10/2012	
	HELLENIC-AMERICAN SECURITIES S.A.	25/07/2014	
	MERIT SECURITIES S.A	20/03/2017	
	NATIONAL SECURITIES S.A	15/01/2013	
	PIRAEUS SECURITIES S.A.	04/05/2015	
OTE (CR)			
	ALPHA FINANCE INVESTMENT SERVICES S.A.	08/01/2013	Main Market
	EUROBANK EQUITIES INVESTMENT FIRM S.A	24/10/2012	
	HELLENIC-AMERICAN SECURITIES S.A.	25/07/2014	
	LEON DEPOLAS SECURITIES S.A.	01/04/2019	
	MERIT SECURITIES S.A	20/03/2017	
	NATIONAL SECURITIES S.A	01/12/2012	
	PIRAEUS SECURITIES S.A.	08/09/2013	
P.P.A. S.A. (CR)			
	EUROBANK EQUITIES INVESTMENT FIRM S.A	06/02/2019	Main Market
PAPOUTSANIS (CR)			
	ALPHA FINANCE INVESTMENT SERVICES S.A.	19/11/2018	Main Market
	BETA SECURITIES S.A.	25/11/2013	
PETROPOULOS PETROS (CR)			
	EUROBANK EQUITIES INVESTMENT FIRM S.A	01/04/2019	Main Market
PIRAEUS BANK (CR)			
	ALPHA FINANCE INVESTMENT SERVICES S.A.	15/04/2019	Main Market
	EUROBANK EQUITIES INVESTMENT FIRM S.A	23/10/2012	
	EUROXX SECURITIES S.A.	15/02/2016	
	HELLENIC-AMERICAN SECURITIES S.A.	14/01/2019	
	MERIT SECURITIES S.A	16/09/2013	
	NATIONAL SECURITIES S.A	02/06/2013	
	PIRAEUS SECURITIES S.A.	16/02/2013	
PLAISIO COMPUTERS SA (CR)			
	BETA SECURITIES S.A.	05/05/2014	Main Market
	EUROBANK EQUITIES INVESTMENT FIRM S.A	02/03/2015	
PPC (CR)			
	ALPHA FINANCE INVESTMENT SERVICES S.A.	23/07/2018	Main Market
	ALPHA FINANCE INVESTMENT SERVICES S.A.	08/01/2013	
	EUROBANK EQUITIES INVESTMENT FIRM S.A	23/10/2012	
	MERIT SECURITIES S.A	06/11/2017	
	NATIONAL SECURITIES S.A	26/03/2013	
	PIRAEUS SECURITIES S.A.	28/09/2013	
PROFILE SA (CR)			
	PANTELAKIS SECURITIES S.A.	01/07/2019	Main Market
QUALITY & RELIABILITY SA (CR)			
	BETA SECURITIES S.A.	20/08/2014	Main Market
QUEST HOLDINGS (CR)			
	BETA SECURITIES S.A.	26/03/2018	Main Market
	EUROBANK EQUITIES INVESTMENT FIRM S.A	28/01/2019	
THRACE PLASTICS SA (CR)			
	ALPHA FINANCE INVESTMENT SERVICES S.A.	26/03/2018	Main Market
	EUROBANK EQUITIES INVESTMENT FIRM S.A	26/03/2018	
VIOHALCO SA/NV (CB)			
	ALPHA FINANCE INVESTMENT SERVICES S.A.	17/02/2014	Main Market
	EUROBANK EQUITIES INVESTMENT FIRM S.A	01/01/2017	
	MERIT SECURITIES S.A	17/03/2014	

Underlying Asset				Derivatives Market													
Price max	Price min	Closing price	change	Delivery Month	Open price	Price max	Price min	Last price	Closing price	Last Bid	Last Ask	Fixing price*	Life high	Life low	Trades	Volume	Open Interest
FTSE/Athex Large Cap																	
2,077.48	2,009.03	2,034.57	-1.74%	September 2019	2,079.00	2,081.50	2,010.00	2,035.25	2,035.25	---	---		2,258.00	---	419	2,157	15,406
				October 2019	2,071.00	2,081.50	2,023.00	2,025.00	2,025.00	---	---		2,094.00	---	23	132	234
				November 2019	---	---	---	---	2,080.50	---	---		---	---	---	---	---
				December 2019	---	---	---	---	2,084.50	---	---		---	---	---	---	---
				March 2020	---	---	---	---	2,095.00	---	---		---	---	---	---	---
				June 2020	---	---	---	---	2,105.25	---	---		---	---	---	---	---

(Trade Unit: 1 Index Point x 2E, Cash Settlement)

Derivatives notes

Fixing prices and final open positions can be retrieved from the following path <http://www.helex.gr/el/web/guest/statistics-end-of-day-derivatives>

Underlying Asset				Derivatives Market													
Price max	Price min	Closing price	change	Delivery Month	Open price	Price max	Price min	Last price	Closing price	Last Bid	Last Ask	Fixing price*	Life high	Life low	Trades	Volume	Open Interest
ADMIE (IPTO) HOLDING S.A. (CR)				(Contract Size: 100 Securities, Physical Delivery)													
2.24	2.115	2.15	-2.71%	September 2019	2.23	2.24	2.13	2.17	2.17	---	---	---	2.24	---	116	773	7,101
				December 2019	---	---	---	---	2.22	---	---	---	---	---	---	---	---
				March 2020	---	---	---	---	2.24	---	---	---	---	---	---	---	---
				June 2020	---	---	---	---	2.25	---	---	---	---	---	---	---	---
ALPHA BANK (CR)				(Contract Size: 100 Securities, Physical Delivery)													
1.574	1.423	1.477	-5.86%	September 2019	1.58	1.59	1.43	1.48	1.48	---	---	---	1.92	---	571	9,120	62,821
				December 2019	---	---	---	---	1.58	---	---	---	---	---	---	---	---
				March 2020	---	---	---	---	1.59	---	---	---	---	---	---	---	---
				June 2020	---	---	---	---	1.60	---	---	---	---	---	---	---	---
ATTICA BANK S.A. (CR)				(Contract Size: 100 Securities, Physical Delivery)													
0.4325	0.3975	0.405	-3.57%	September 2019	0.414	0.414	0.382	0.382	0.382	---	---	---	0.616	---	2	3	7,884
				December 2019	---	---	---	---	0.423	---	---	---	---	---	---	---	---
				March 2020	---	---	---	---	0.425	---	---	---	---	---	---	---	---
				June 2020	---	---	---	---	0.427	---	---	---	---	---	---	---	---
CC HBC AG (CR)				(Contract Size: 100 Securities, Physical Delivery)													
29.83	29.4	29.64	-0.80%	September 2019	29.90	29.99	29.48	29.60	29.60	---	---	---	33.35	---	20	42	275
				December 2019	---	---	---	---	30.08	---	---	---	30.39	---	---	---	---
				March 2020	---	---	---	---	30.23	---	---	---	---	---	---	---	---
				June 2020	---	---	---	---	30.38	---	---	---	---	---	---	---	---
CENERGY HOLDINGS (CB)				(Contract Size: 100 Securities, Physical Delivery)													
1.418	1.35	1.366	-1.73%	September 2019	1.43	1.44	1.37	1.37	1.37	---	---	---	1.63	---	44	181	9,416
				December 2019	---	---	---	---	1.40	---	---	---	1.39	---	---	---	1
				March 2020	---	---	---	---	1.41	---	---	---	---	---	---	---	---
				June 2020	---	---	---	---	1.41	---	---	---	---	---	---	---	---
ELLAKTOR (CR)				(Contract Size: 100 Securities, Physical Delivery)													
2.27	2.16	2.17	-3.56%	September 2019	2.28	2.28	2.17	2.17	2.17	---	---	---	2.32	---	113	515	9,444
				December 2019	2.25	2.26	2.20	2.21	2.21	---	---	---	2.27	---	9	108	35
				March 2020	---	---	---	---	2.28	---	---	---	---	---	---	---	---
				June 2020	---	---	---	---	2.29	---	---	---	---	---	---	---	---
EUROBANK ERGASIAS (CR)				(Contract Size: 100 Securities, Physical Delivery)													
0.7275	0.675	0.6975	-2.99%	September 2019	0.726	0.730	0.678	0.698	0.698	---	---	---	0.911	---	404	8,122	52,627
				December 2019	---	---	---	---	0.724	---	---	---	---	---	---	---	---
				March 2020	---	---	---	---	0.727	---	---	---	---	---	---	---	---
				June 2020	---	---	---	---	0.731	---	---	---	---	---	---	---	---

Derivatives notes

Fixing prices and final open positions can be retrieved from the following path <http://www.helex.gr/el/web/guest/statistics-end-of-day-derivatives>

Underlying Asset				Derivatives Market													
Price max	Price min	Closing price	change	Delivery Month	Open price	Price max	Price min	Last price	Closing price	Last Bid	Last Ask	Fixing price*	Life high	Life low	Trades	Volume	Open Interest
EYDAP S.A. (CR)				(Contract Size: 100 Securities, Physical Delivery)													
7.92	7.67	7.85	-0.25%	September 2019	7.77	7.77	7.72	7.72	7.72	---	---	---	8.36	---	8	16	375
				December 2019	---	---	---	---	7.92	---	---	---	---	---	---	---	---
				March 2020	---	---	---	---	7.96	---	---	---	---	---	---	---	---
				June 2020	---	---	---	---	8.00	---	---	---	---	---	---	---	---
FOURLIS (CR)				(Contract Size: 102 Securities, Physical Delivery)													
5.44	5.27	5.3	-1.85%	September 2019	5.35	5.35	5.29	5.29	5.29	---	---	---	5.80	---	8	12	346
				December 2019	---	---	---	---	5.44	---	---	---	---	---	---	---	---
				March 2020	---	---	---	---	5.46	---	---	---	---	---	---	---	---
				June 2020	---	---	---	---	5.49	---	---	---	---	---	---	---	---
GEK TERNA (CR)				(Contract Size: 100 Securities, Physical Delivery)													
6.25	6.03	6.18	-0.32%	September 2019	6.22	6.27	6.10	6.10	6.10	---	---	---	7.01	---	23	92	8,692
				December 2019	---	---	---	---	6.24	---	---	---	6.74	---	---	---	---
				March 2020	---	---	---	---	6.27	---	---	---	---	---	---	---	---
				June 2020	---	---	---	---	6.30	---	---	---	---	---	---	---	---
HELLENIC EXCHANGES-A.S.E. (CR)				(Contract Size: 102 Securities, Physical Delivery)													
4.64	4.46	4.585	0.33%	September 2019	4.65	4.65	4.49	4.60	4.60	---	---	---	4.89	4.26	9	36	2,875
				December 2019	---	---	---	---	4.60	---	---	---	---	---	---	---	2
				March 2020	---	---	---	---	4.62	---	---	---	---	---	---	---	---
				June 2020	---	---	---	---	4.65	---	---	---	---	---	---	---	---
HELLENIC PETROLEUM (CR)				(Contract Size: 100 Securities, Physical Delivery)													
9.33	9.17	9.18	-1.50%	September 2019	9.30	9.33	9.22	9.24	9.24	---	---	---	9.58	---	18	117	2,038
				December 2019	---	---	---	---	9.38	---	---	---	9.40	---	---	---	10
				March 2020	---	---	---	---	9.43	---	---	---	---	---	---	---	---
				June 2020	---	---	---	---	9.48	---	---	---	---	---	---	---	---
INTRACOM HOLDINGS (CR)				(Contract Size: 100 Securities, Physical Delivery)													
0.997	0.932	0.95	-3.94%	September 2019	0.975	0.975	0.940	0.950	0.950	---	---	---	1.24	---	26	187	4,535
				December 2019	---	---	---	---	0.996	---	---	---	---	---	---	---	---
				March 2020	---	---	---	---	1.00	---	---	---	---	---	---	---	---
				June 2020	---	---	---	---	1.01	---	---	---	---	---	---	---	---
INTRALOT (CR)				(Contract Size: 100 Securities, Physical Delivery)													
0.504	0.487	0.49	-2.97%	September 2019	0.505	0.507	0.487	0.488	0.488	---	---	---	0.580	---	30	168	5,560
				December 2019	---	---	---	---	0.508	---	---	---	---	---	---	---	---
				March 2020	---	---	---	---	0.511	---	---	---	---	---	---	---	---
				June 2020	---	---	---	---	0.513	---	---	---	---	---	---	---	---

Derivatives notes

Fixing prices and final open positions can be retrieved from the following path <http://www.helex.gr/el/web/guest/statistics-end-of-day-derivatives>

Underlying Asset				Derivatives Market													
Price max	Price min	Closing price	change	Delivery Month	Open price	Price max	Price min	Last price	Closing price	Last Bid	Last Ask	Fixing price*	Life high	Life low	Trades	Volume	Open Interest
JUMBO SA (CR)				(Contract Size: 100 Securities, Physical Delivery)													
16.28	15.45	15.6	-3.76%	September 2019	16.25	16.41	15.55	15.66	15.66	---	---	---	18.80	---	61	112	878
				December 2019	---	---	---	---	16.32	---	---	---	16.75	---	---	---	13
				March 2020	---	---	---	---	16.40	---	---	---	---	---	---	---	---
				June 2020	---	---	---	---	16.48	---	---	---	---	---	---	---	---
LAMDA DEVELOPMENT SA (CR)				(Contract Size: 100 Securities, Physical Delivery)													
9.46	9.05	9.12	-1.72%	September 2019	9.43	9.47	9.13	9.19	9.19	---	---	---	10.15	---	64	270	2,418
				December 2019	---	---	---	---	9.34	---	---	---	---	---	---	---	---
				March 2020	---	---	---	---	9.39	---	---	---	---	---	---	---	---
				June 2020	---	---	---	---	9.44	---	---	---	---	---	---	---	---
MARFIN INVESTMENT GROUP (CR)				(Contract Size: 100 Securities, Physical Delivery)													
0.1448	0.1352	0.1372	-3.38%	September 2019	0.146	0.148	0.136	0.139	0.139	---	---	---	0.162	---	109	2,361	87,786
				December 2019	---	---	---	---	0.143	---	---	---	---	---	---	---	---
				March 2020	---	---	---	---	0.144	---	---	---	---	---	---	---	---
				June 2020	---	---	---	---	0.144	---	---	---	---	---	---	---	---
MOTOR OIL (CR)				(Contract Size: 100 Securities, Physical Delivery)													
21.48	21.06	21.1	-0.75%	September 2019	21.40	21.48	21.20	21.20	21.20	---	---	---	24.27	---	8	20	458
				December 2019	---	---	---	---	21.40	---	---	---	---	---	---	---	---
				March 2020	---	---	---	---	21.51	---	---	---	---	---	---	---	---
				June 2020	---	---	---	---	21.62	---	---	---	---	---	---	---	---
MYTILINEOS HOLDINGS (CR)				(Contract Size: 100 Securities, Physical Delivery)													
10.25	9.89	9.98	-1.96%	September 2019	10.16	10.27	9.91	9.99	9.99	---	---	---	11.47	---	85	294	11,783
				December 2019	---	---	---	---	10.25	---	---	---	---	---	---	---	---
				March 2020	---	---	---	---	10.30	---	---	---	---	---	---	---	---
				June 2020	---	---	---	---	10.35	---	---	---	---	---	---	---	---
NATIONAL BANK (CR)				(Contract Size: 100 Securities, Physical Delivery)													
2.362	2.153	2.284	-1.47%	September 2019	2.35	2.39	2.15	2.27	2.27	---	---	---	2.68	---	783	11,534	51,626
				December 2019	---	---	---	---	2.33	---	---	---	2.32	---	---	---	5
				March 2020	---	---	---	---	2.35	---	---	---	---	---	---	---	---
				June 2020	---	---	---	---	2.36	---	---	---	---	---	---	---	---
OPAP (CR)				(Contract Size: 100 Securities, Physical Delivery)													
9.59	9.35	9.37	-0.85%	September 2019	9.61	9.61	9.40	9.45	9.45	---	---	---	10.44	---	79	261	4,432
				December 2019	9.56	9.56	9.47	9.47	9.47	---	---	---	9.68	---	2	4	3
				March 2020	---	---	---	---	9.56	---	---	---	---	---	---	---	---
				June 2020	---	---	---	---	9.61	---	---	---	---	---	---	---	---

Derivatives notes

Fixing prices and final open positions can be retrieved from the following path <http://www.helex.gr/el/web/guest/statistics-end-of-day-derivatives>

Underlying Asset				Derivatives Market													
Price max	Price min	Closing price	change	Delivery Month	Open price	Price max	Price min	Last price	Closing price	Last Bid	Last Ask	Fixing price*	Life high	Life low	Trades	Volume	Open Interest
OTE (CR)				(Contract Size: 100 Securities, Physical Delivery)													
12.06	11.98	12	0.00%	September 2019	12.07	12.11	12.00	12.02	12.02	---	---	---	12.90	---	57	353	3,498
				December 2019	---	---	---	---	12.08	---	---	---	12.62	---	---	---	10
				March 2020	---	---	---	---	12.14	---	---	---	---	---	---	---	---
				June 2020	---	---	---	---	12.20	---	---	---	---	---	---	---	---
P.P.A. S.A. (CR)				(Contract Size: 100 Securities, Physical Delivery)													
24.35	23.4	23.6	-1.26%	September 2019	---	---	---	---	23.94	---	---	---	24.90	---	---	---	317
				December 2019	---	---	---	---	24.06	---	---	---	24.10	---	---	---	418
				March 2020	---	---	---	---	24.18	---	---	---	---	---	---	---	---
				June 2020	---	---	---	---	24.30	---	---	---	---	---	---	---	---
PIRAEUS BANK (CR)				(Contract Size: 100 Securities, Physical Delivery)													
2.81	2.534	2.74	-1.79%	September 2019	2.82	2.83	2.53	2.74	2.74	---	---	---	3.33	---	831	7,105	23,096
				December 2019	---	---	---	---	2.81	---	---	---	2.60	---	---	---	60
				March 2020	---	---	---	---	2.82	---	---	---	---	---	---	---	---
				June 2020	---	---	---	---	2.84	---	---	---	---	---	---	---	---
PPC (CR)				(Contract Size: 100 Securities, Physical Delivery)													
2.804	2.6	2.66	-4.18%	September 2019	2.80	2.80	2.60	2.67	2.67	---	---	---	2.94	---	218	1,671	15,268
				December 2019	2.81	2.81	2.71	2.71	2.71	---	---	---	2.81	---	5	31	40
				March 2020	---	---	---	---	2.81	---	---	---	---	---	---	---	---
				June 2020	---	---	---	---	2.82	---	---	---	---	---	---	---	---
TERNA ENERGY (CR)				(Contract Size: 100 Securities, Physical Delivery)													
7.52	7.3	7.47	1.63%	September 2019	7.42	7.52	7.38	7.46	7.46	---	---	---	7.52	---	80	295	5,342
				December 2019	---	---	---	---	7.40	---	---	---	1.42	---	---	---	---
				March 2020	---	---	---	---	7.44	---	---	---	---	---	---	---	---
				June 2020	---	---	---	---	7.47	---	---	---	---	---	---	---	---
VIOHALCO SA/NV (CB)				(Contract Size: 100 Securities, Physical Delivery)													
4	3.845	3.9	-2.01%	September 2019	4.01	4.02	3.85	3.91	3.91	---	---	---	4.45	---	74	201	6,111
				December 2019	3.94	3.94	3.94	3.94	3.94	---	---	---	4.03	---	1	1	76
				March 2020	---	---	---	---	4.03	---	---	---	---	---	---	---	---
				June 2020	---	---	---	---	4.05	---	---	---	---	---	---	---	---

Derivatives notes

Fixing prices and final open positions can be retrieved from the following path <http://www.helex.gr/el/web/guest/statistics-end-of-day-derivatives>

FTSE/Athex Large Cap

(Trade Unit: 1 Index Point x 2€ - Exercise Style: European, Cash Settlement)

Call Options																Put Options																
Exercise Price	September 2019						October 2019						Other Months		September 2019						October 2019						Other Months		Exercise Price			
	Open price	Price max	Price min	Last price	Closing price	Volume	Open Interest	Open price	Price max	Price min	Last price	Closing price	Volume	Open Interest	Volume	Open Interest	Open price	Price max	Price min	Last price	Closing price	Volume	Open Interest	Open price	Price max	Price min	Last price	Closing price		Volume	Open Interest	Volume
1,425	0.00	0.00	0.00	-	639.00	-	-	-	-	-	-	-	-	-	-	0.00	0.00	0.00	-	0.01	-	-	-	-	-	-	-	-	-	-	-	1,425
1,450	0.00	0.00	0.00	-	615.00	-	-	-	-	-	-	-	-	-	-	0.00	0.00	0.00	-	0.01	-	-	-	-	-	-	-	-	-	-	-	1,450
1,475	0.00	0.00	0.00	-	590.00	-	-	-	-	-	-	-	-	-	-	0.00	0.00	0.00	-	0.01	-	-	-	-	-	-	-	-	-	-	-	1,475
1,500	0.00	0.00	0.00	-	565.00	-	-	-	-	-	-	-	-	-	-	0.00	0.00	0.00	-	0.01	-	-	-	-	-	-	-	-	-	-	-	1,500
1,525	0.00	0.00	0.00	-	540.00	-	-	-	-	-	-	-	-	-	-	0.00	0.00	0.00	-	0.01	-	-	-	-	-	-	-	-	-	-	-	1,525
1,550	0.00	0.00	0.00	-	515.00	-	-	-	-	-	-	-	-	-	-	0.00	0.00	0.00	-	0.01	-	-	-	-	-	-	-	-	-	-	-	1,550
1,575	0.00	0.00	0.00	-	490.00	-	-	-	-	-	-	-	-	-	-	0.00	0.00	0.00	-	0.03	-	-	-	-	-	-	-	-	-	-	-	1,575
1,600	0.00	0.00	0.00	-	465.00	-	-	-	-	-	-	-	-	-	-	0.00	0.00	0.00	-	0.06	-	-	-	-	-	-	-	-	-	-	-	1,600
1,625	0.00	0.00	0.00	-	440.00	-	-	-	-	-	-	-	-	-	-	0.00	0.00	0.00	-	0.01	-	-	-	-	-	-	-	-	-	-	-	1,625
1,650	0.00	0.00	0.00	-	415.00	-	-	-	-	-	-	-	-	-	-	0.00	0.00	0.00	-	0.01	-	-	-	-	-	-	-	-	-	-	-	1,650
1,675	0.00	0.00	0.00	-	390.00	-	-	-	-	-	-	-	-	-	-	0.00	0.00	0.00	-	0.02	-	-	-	-	-	-	-	-	-	-	-	1,675
1,700	0.00	0.00	0.00	-	365.00	-	-	-	-	-	-	-	-	-	-	0.00	0.00	0.00	-	0.04	-	-	-	-	-	-	-	-	-	-	-	1,700
1,725	0.00	0.00	0.00	-	340.00	-	-	-	-	-	-	-	-	-	-	0.00	0.00	0.00	-	0.09	-	-	-	-	-	-	-	-	-	-	-	1,725
1,750	0.00	0.00	0.00	-	315.00	-	-	-	-	-	-	-	-	-	-	0.00	0.00	0.00	-	0.18	-	-	-	-	-	-	-	-	-	-	-	1,750
1,775	0.00	0.00	0.00	-	290.00	-	-	-	-	-	-	-	-	-	-	0.00	0.00	0.00	-	0.36	-	-	-	-	-	-	-	-	-	-	-	1,775
1,800	0.00	0.00	0.00	-	266.00	-	-	-	-	-	-	-	-	-	-	0.00	0.00	0.00	-	0.69	-	-	-	-	-	-	-	-	-	-	-	1,800
1,825	0.00	0.00	0.00	-	241.00	-	-	0.00	0.00	0.00	-	249.00	-	-	0.00	0.00	0.00	-	1.20	-	-	0.00	0.00	0.00	-	6.50	-	-	-	-	1,825	
1,850	0.00	0.00	0.00	-	217.00	-	-	0.00	0.00	0.00	-	226.00	-	-	0.00	0.00	0.00	-	2.20	-	-	0.00	0.00	0.00	-	9.10	-	-	-	-	1,850	
1,875	0.00	0.00	0.00	-	194.00	-	-	0.00	0.00	0.00	-	204.00	-	-	0.00	0.00	0.00	-	3.60	-	-	0.00	0.00	0.00	-	12.25	-	-	-	-	1,875	
1,900	0.00	0.00	0.00	-	171.00	-	-	0.00	0.00	0.00	-	184.00	-	-	0.00	0.00	0.00	-	5.70	-	-	0.00	0.00	0.00	-	16.50	-	-	-	-	1,900	
1,925	0.00	0.00	0.00	-	149.00	-	20	0.00	0.00	0.00	-	164.00	-	-	0.00	0.00	0.00	-	8.70	-	63	0.00	0.00	0.00	-	21.50	-	-	-	-	1,925	
1,950	0.00	0.00	0.00	-	128.00	-	20	0.00	0.00	0.00	-	145.00	-	60	18.00	0.00	18.00	20.00	20.00	3	25	0.00	0.00	0.00	-	27.75	-	40	-	-	1,950	
1,975	0.00	0.00	0.00	-	109.00	-	20	127.00	127.00	127.00	127.00	127.00	20	20	20.50	0.00	20.50	20.50	20.50	20	84	0.00	0.00	0.00	-	35.25	-	60	-	-	1,975	
2,000	0.00	0.00	0.00	-	91.00	-	51	117.00	117.00	110.00	110.00	110.00	21	40	26.75	0.00	26.75	35.00	35.00	21	186	0.00	0.00	0.00	-	43.75	-	100	-	-	2,000	
2,050	65.00	67.00	65.00	67.00	67.00	2	154	0.00	0.00	0.00	-	82.50	-	140	41.00	67.00	41.00	60.00	60.00	31	64	0.00	0.00	0.00	-	65.00	-	60	-	-	2,050	
2,100	22.00	24.75	20.00	24.75	24.75	33	165	0.00	0.00	0.00	-	59.50	-	181	0.00	24.75	0.00	-	72.00	-	31	0.00	0.00	0.00	-	91.50	-	-	-	-	2,100	
2,150	14.25	14.25	14.25	14.25	14.25	20	76	27.25	32.50	27.25	32.50	32.50	40	-	136.00	14.25	136.00	136.00	136.00	20	20	0.00	0.00	0.00	-	123.00	-	-	-	-	2,150	
2,200	0.00	0.00	0.00	-	11.50	-	153	0.00	0.00	0.00	-	27.75	-	-	0.00	0.00	0.00	-	146.00	-	135	0.00	0.00	0.00	-	160.00	-	-	-	-	2,200	
2,250	0.00	0.00	0.00	-	5.80	-	44	0.00	0.00	0.00	-	18.00	-	-	0.00	0.00	0.00	-	190.00	-	141	0.00	0.00	0.00	-	200.00	-	-	-	-	2,250	
2,300	0.00	0.00	0.00	-	2.70	-	44	0.00	0.00	0.00	-	11.25	-	-	0.00	0.00	0.00	-	237.00	-	40	0.00	0.00	0.00	-	243.00	-	-	-	-	2,300	
2,350	0.00	0.00	0.00	-	1.10	-	80	0.00	0.00	0.00	-	6.90	-	-	0.00	0.00	0.00	-	285.00	-	-	0.00	0.00	0.00	-	288.00	-	-	-	-	2,350	
2,400	0.00	0.00	0.00	-	0.45	-	-	0.00	0.00	0.00	-	4.00	-	-	0.00	0.00	0.00	-	334.00	-	-	0.00	0.00	0.00	-	335.00	-	-	-	-	2,400	
2,450	0.00	0.00	0.00	-	0.17	-	-	0.00	0.00	0.00	-	2.30	-	-	0.00	0.00	0.00	-	384.00	-	-	0.00	0.00	0.00	-	383.00	-	-	-	-	2,450	
2,500	0.00	0.00	0.00	-	0.06	-	-	-	-	-	-	-	-	-	0.00	0.00	0.00	-	434.00	-	-	-	-	-	-	-	-	-	-	-	2,500	
Totals:						55	827						81	441	0	0					95	789					0	260	0	0		
Number of Trades:							8						5	0							15					0			0			

ALPHA BANK (CR)

(Contract Size: 100 Securities, Exercise Style: American, Physical Delivery)

Call Options																	Put Options																	
Exercise Price	September 2019						October 2019						Other Months		September 2019						October 2019						Other Months		Exercise Price					
	Open price	Price max	Price min	Last price	Closing price	Volume	Open Interest	Open price	Price max	Price min	Last price	Closing price	Volume	Open Interest	Volume	Open Interest	Open price	Price max	Price min	Last price	Closing price	Volume	Open Interest	Open price	Price max	Price min	Last price	Closing price		Volume	Open Interest	Volume	Open Interest	
0.600	0.000	0.000	0.000	0.971	-	-										0.000	0.000	0.000	0.001	-	-												0.006	
0.650	0.000	0.000	0.000	0.921	-	-										0.000	0.000	0.000	0.001	-	-												0.007	
0.700	0.000	0.000	0.000	0.871	-	-										0.000	0.000	0.000	0.001	-	-												0.007	
0.750	0.000	0.000	0.000	0.821	-	-										0.000	0.000	0.000	0.002	-	-												0.008	
0.800	0.000	0.000	0.000	0.771	-	-										0.000	0.000	0.000	0.003	-	-												0.008	
0.850	0.000	0.000	0.000	0.721	-	-										0.000	0.000	0.000	0.001	-	-												0.009	
0.900	0.000	0.000	0.000	0.671	-	-	0.000	0.000	0.000		0.673	-	-			0.000	0.000	0.000	0.002	-	-	0.000	0.000	0.000	0.001	-	-					0.009		
0.950	0.000	0.000	0.000	0.622	-	-	0.000	0.000	0.000		0.623	-	-			0.000	0.000	0.000	0.001	-	-	0.000	0.000	0.000	0.001	-	-					0.010		
1.000	0.000	0.000	0.000	0.572	-	-	0.000	0.000	0.000		0.574	-	-			0.000	0.000	0.000	0.001	-	-	0.000	0.000	0.000	0.001	-	-					0.010		
1.100	0.000	0.000	0.000	0.472	-	-	0.000	0.000	0.000		0.477	-	-			0.000	0.000	0.000	0.001	-	-	0.000	0.000	0.000	0.003	-	-					0.011		
1.200	0.000	0.000	0.000	0.374	-	-	0.000	0.000	0.000		0.383	-	-			0.000	0.000	0.000	0.002	-	-	0.000	0.000	0.000	0.009	-	-					0.012		
1.300	0.000	0.000	0.000	0.280	-	-	0.000	0.000	0.000		0.298	-	-			0.000	0.000	0.000	0.008	-	-	0.000	0.000	0.000	0.024	-	-					0.013		
1.400	0.000	0.000	0.000	0.195	-	-	0.000	0.000	0.000		0.222	-	-			0.000	0.000	0.000	0.023	-	-	0.000	0.000	0.000	0.047	-	-					0.014		
1.500	0.000	0.000	0.000	0.126	-	-	0.000	0.000	0.000		0.159	-	10			0.000	0.000	0.000	0.054	-	-	0.000	0.000	0.000	0.085	-	-					0.015		
1.600	0.000	0.000	0.000	0.075	-	5	0.000	0.000	0.000		0.111	-	-			0.000	0.000	0.000	0.103	-	-	0.000	0.000	0.000	0.136	-	-					0.016		
1.700	0.000	0.000	0.000	0.040	-	56	0.000	0.000	0.000		0.074	-	-			0.000	0.000	0.000	0.168	-	-	0.000	0.000	0.000	0.199	-	-					0.017		
1.800	0.000	0.000	0.000	0.021	-	80	0.000	0.000	0.000		0.048	-	-			0.000	0.000	0.000	0.248	-	-	0.000	0.000	0.000	0.273	-	-					0.018		
1.900	0.000	0.000	0.000	0.009	-	-	0.000	0.000	0.000		0.030	-	-			0.000	0.000	0.000	0.337	-	-	0.000	0.000	0.000	0.355	-	-					0.019		
2.000	0.000	0.000	0.000	0.004	-	-	0.000	0.000	0.000		0.018	-	-			0.000	0.000	0.000	0.432	-	-	0.000	0.000	0.000	0.444	-	-					0.020		
2.200	0.000	0.000	0.000	0.001	-	-	0.000	0.000	0.000		0.006	-	-			0.000	0.000	0.000	0.630	-	-	0.000	0.000	0.000	0.633	-	-					0.022		
2.400	0.000	0.000	0.000	0.002	-	-	0.000	0.000	0.000		0.002	-	-			0.000	0.000	0.000	0.830	-	-	0.000	0.000	0.000	0.830	-	-					0.024		
2.600	0.000	0.000	0.000	0.001	-	-	0.000	0.000	0.000		0.001	-	-			0.000	0.000	0.000	1.03	-	-	0.000	0.000	0.000	1.03	-	-					0.026		
Totals:						0	141						0	10	0	0																		
Number of Trades:							0																											

NATIONAL BANK (CR)

(Contract Size: 100 Securities, Exercise Style: American, Physical Delivery)

Call Options																	Put Options																
Exercise Price	September 2019						October 2019						Other Months		September 2019						October 2019						Other Months		Exercise Price				
	Open price	Price max	Price min	Last price	Closing price	Volume	Open Interest	Open price	Price max	Price min	Last price	Closing price	Volume	Open Interest	Volume	Open Interest	Open price	Price max	Price min	Last price	Closing price	Volume	Open Interest	Open price	Price max	Price min	Last price	Closing price		Volume	Open Interest	Volume	Open Interest
0.650	0.000	0.000	0.000		1.67	-	-						-	-			0.000	0.000	0.000		0.001	-	-					-	-			0.007	
0.700	0.000	0.000	0.000		1.62	-	-						-	-			0.000	0.000	0.000		0.001	-	-					-	-			0.007	
0.750	0.000	0.000	0.000		1.57	-	-						-	-			0.000	0.000	0.000		0.001	-	-					-	-			0.008	
0.800	0.000	0.000	0.000		1.52	-	-						-	-			0.000	0.000	0.000		0.002	-	-					-	-			0.008	
0.850	0.000	0.000	0.000		1.47	-	-						-	-			0.000	0.000	0.000		0.001	-	-					-	-			0.009	
0.900	0.000	0.000	0.000		1.42	-	-						-	-			0.000	0.000	0.000		0.001	-	-					-	-			0.009	
0.950	0.000	0.000	0.000		1.37	-	-						-	-			0.000	0.000	0.000		0.001	-	-					-	-			0.010	
1.000	0.000	0.000	0.000		1.32	-	-						-	-			0.000	0.000	0.000		0.001	-	-					-	-			0.010	
1.100	0.000	0.000	0.000		1.22	-	-						-	-			0.000	0.000	0.000		0.001	-	-					-	-			0.011	
1.200	0.000	0.000	0.000		1.12	-	-						-	-			0.000	0.000	0.000		0.001	-	-					-	-			0.012	
1.300	0.000	0.000	0.000		1.02	-	-						-	-			0.000	0.000	0.000		0.001	-	-					-	-			0.013	
1.400	0.000	0.000	0.000		0.922	-	-	0.000	0.000	0.000		0.925	-	-			0.000	0.000	0.000		0.001	-	-	0.000	0.000	0.000		0.001	-	-			0.014
1.500	0.000	0.000	0.000		0.822	-	-	0.000	0.000	0.000		0.826	-	-			0.000	0.000	0.000		0.002	-	-	0.000	0.000	0.000		0.001	-	-			0.015
1.600	0.000	0.000	0.000		0.723	-	-	0.000	0.000	0.000		0.729	-	-			0.000	0.000	0.000		0.001	-	-	0.000	0.000	0.000		0.004	-	-			0.016
1.700	0.000	0.000	0.000		0.624	-	-	0.000	0.000	0.000		0.634	-	-			0.000	0.000	0.000		0.001	-	-	0.000	0.000	0.000		0.009	-	-			0.017
1.800	0.000	0.000	0.000		0.527	-	3	0.000	0.000	0.000		0.543	-	-			0.000	0.000	0.000		0.004	-	-	0.000	0.000	0.000		0.018	-	-			0.018
1.900	0.000	0.000	0.000		0.433	-	-	0.000	0.000	0.000		0.458	-	1			0.000	0.000	0.000		0.010	-	-	0.000	0.000	0.000		0.032	-	-			0.019
2.000	0.000	0.000	0.000		0.346	-	20	0.000	0.000	0.000		0.379	-	5			0.000	0.000	0.000		0.023	-	154	0.000	0.000	0.000		0.053	-	-			0.020
2.200	0.261	0.261	0.261	0.261	0.261	1	11	0.000	0.000	0.000		0.246	-	-			0.000	0.000	0.000		0.076	-	-	0.000	0.000	0.000		0.119	-	-			0.022
2.400	0.000	0.000	0.000		0.099	-	15	0.000	0.000	0.000		0.150	-	70			0.000	0.000	0.000		0.175	-	-	0.000	0.000	0.000		0.223	-	-			0.024
2.600	0.000	0.000	0.000		0.042	-	100	0.000	0.000	0.000		0.084	-	-			0.000	0.000	0.000		0.319	-	-	0.000	0.000	0.000		0.358	-	-			0.026
2.800	0.000	0.000	0.000		0.016	-	-	0.000	0.000	0.000		0.046	-	-			0.000	0.000	0.000		0.493	-	-	0.000	0.000	0.000		0.519	-	-			0.028
3.000	0.000	0.000	0.000		0.005	-	-	0.000	0.000	0.000		0.023	-	-			0.000	0.000	0.000		0.683	-	-	0.000	0.000	0.000		0.697	-	-			0.030
3.200	0.000	0.000	0.000		0.001	-	-	0.000	0.000	0.000		0.011	-	-			0.000	0.000	0.000		0.880	-	-	0.000	0.000	0.000		0.886	-	-			0.032
3.400	0.000	0.000	0.000		0.001	-	-	0.000	0.000	0.000		0.005	-	-			0.000	0.000	0.000		1.08	-	-	0.000	0.000	0.000		1.08	-	-			0.034
3.600	0.000	0.000	0.000		0.002	-	-	0.000	0.000	0.000		0.002	-	-			0.000	0.000	0.000		1.28	-	-	0.000	0.000	0.000		1.28	-	-			0.036
Totals:						1	149						0	76	0	0						1	154					0	0	0	0		
Number of Trades:						1							0		0							0.00						0		0			

OPAP (CR)

(Contract Size: 100 Securities, Exercise Style: American, Physical Delivery)

Exercise Price	Call Options														Put Options																		
	September 2019							October 2019							Other Months		September 2019							October 2019							Other Months		Exercise Price
	Open price	Price max	Price min	Last price	Closing price	Volume	Open Interest	Open price	Price max	Price min	Last price	Closing price	Volume	Open Interest	Volume	Open Interest	Open price	Price max	Price min	Last price	Closing price	Volume	Open Interest	Open price	Price max	Price min	Last price	Closing price	Volume	Open Interest	Volume	Open Interest	
5.600	0.000	0.000	0.000	3.86	-	-										0.000	0.000	0.000	0.001	-	-											0.056	
6.000	0.000	0.000	0.000	3.46	-	-										0.000	0.000	0.000	0.001	-	-											0.060	
6.400	0.000	0.000	0.000	3.06	-	-										0.000	0.000	0.000	0.004	-	-											0.064	
6.800	0.000	0.000	0.000	2.66	-	-										0.000	0.000	0.000	0.001	-	-											0.068	
7.200	0.000	0.000	0.000	2.26	-	-	0.000	0.000	0.000		2.27	-	-			0.000	0.000	0.000	0.001	-	-	0.000	0.000	0.000		0.001	-	-				0.072	
7.600	0.000	0.000	0.000	1.86	-	-	0.000	0.000	0.000		1.88	-	-			0.000	0.000	0.000	0.001	-	-	0.000	0.000	0.000		0.002	-	-				0.076	
8.000	0.000	0.000	0.000	1.46	-	-	0.000	0.000	0.000		1.48	-	-			0.000	0.000	0.000	0.001	-	-	0.000	0.000	0.000		0.009	-	-				0.080	
8.400	0.000	0.000	0.000	1.07	-	-	0.000	0.000	0.000		1.11	-	-			0.000	0.000	0.000	0.006	-	-	0.000	0.000	0.000		0.034	-	-				0.084	
8.800	0.000	0.000	0.000	0.698	-	-	0.000	0.000	0.000		0.772	-	-			0.000	0.000	0.000	0.033	-	-	0.000	0.000	0.000		0.095	-	-				0.088	
9.200	0.000	0.000	0.000	0.389	-	-	0.000	0.000	0.000		0.492	-	-			0.000	0.000	0.000	0.125	-	-	0.000	0.000	0.000		0.214	-	-				0.092	
9.600	0.000	0.000	0.000	0.175	-	1	0.000	0.000	0.000		0.287	-	-			0.000	0.000	0.000	0.311	-	-	0.000	0.000	0.000		0.409	-	-				0.096	
10.000	0.000	0.000	0.000	0.063	-	-	0.000	0.000	0.000		0.150	-	-			0.000	0.000	0.000	0.601	-	-	0.000	0.000	0.000		0.673	-	-				0.100	
11.000	0.000	0.000	0.000	0.002	-	-	0.000	0.000	0.000		0.018	-	-			0.000	0.000	0.000	1.55	-	-	0.000	0.000	0.000		1.55	-	-				0.110	
12.000	0.000	0.000	0.000	0.001	-	-	0.000	0.000	0.000		0.001	-	-			0.000	0.000	0.000	2.55	-	-	0.000	0.000	0.000		2.55	-	-				0.120	
13.000	0.000	0.000	0.000	0.001	-	-	0.000	0.000	0.000		0.001	-	-			0.000	0.000	0.000	3.55	-	-	0.000	0.000	0.000		3.55	-	-				0.130	
14.000	0.000	0.000	0.000	0.002	-	-	0.000	0.000	0.000		0.001	-	-			0.000	0.000	0.000	4.55	-	-	0.000	0.000	0.000		4.55	-	-				0.140	
15.000	0.000	0.000	0.000	0.012	-	-	0.000	0.000	0.000		0.001	-	-			0.000	0.000	0.000	5.55	-	-	0.000	0.000	0.000		5.55	-	-				0.150	
Totals:					0	1						0	0	0	0							0	0										
Number of Trades:						0							0		0					0.00								0		0			

OTE (CR)

(Contract Size: 100 Securities, Exercise Style: American, Physical Delivery)

Exercise Price	Call Options														Put Options																					
	September 2019						October 2019						Other Months		September 2019						October 2019						Other Months		Exercise Price							
	Open price	Price max	Price min	Last price	Closing price	Volume	Open Interest	Open price	Price max	Price min	Last price	Closing price	Volume	Open Interest	Volume	Open Interest	Open price	Price max	Price min	Last price	Closing price	Volume	Open Interest	Open price	Price max	Price min	Last price	Closing price		Volume	Open Interest	Volume	Open Interest			
7.600	0.000	0.000	0.000	4.41	-	-	-	-	-	-	-	-	-	-	-	0.000	0.000	0.000	0.001	-	-	-	-	-	-	-	-	-		-	-	-	0.076			
8.000	0.000	0.000	0.000	4.01	-	-	-	-	-	-	-	-	-	-	-	0.000	0.000	0.000	0.001	-	-	-	-	-	-	-	-	-	-	-	-	0.080				
8.400	0.000	0.000	0.000	3.61	-	-	-	-	-	-	-	-	-	-	-	0.000	0.000	0.000	0.001	-	-	-	-	-	-	-	-	-	-	-	-	0.084				
8.800	0.000	0.000	0.000	3.21	-	-	0.000	0.000	0.000	3.23	-	-	-	-	-	0.000	0.000	0.000	0.004	-	-	0.000	0.000	0.000	0.001	-	-	-	-	-	-	0.088				
9.200	0.000	0.000	0.000	2.81	-	-	0.000	0.000	0.000	2.83	-	-	-	-	-	0.000	0.000	0.000	0.001	-	-	0.000	0.000	0.000	0.001	-	-	-	-	-	-	0.092				
9.600	0.000	0.000	0.000	2.42	-	-	0.000	0.000	0.000	2.43	-	-	-	-	-	0.000	0.000	0.000	0.001	-	-	0.000	0.000	0.000	0.001	-	-	-	-	-	-	0.096				
10.000	0.000	0.000	0.000	2.02	-	-	0.000	0.000	0.000	2.04	-	-	-	-	-	0.000	0.000	0.000	0.001	-	-	0.000	0.000	0.000	0.004	-	-	-	-	-	-	0.100				
11.000	0.000	0.000	0.000	1.04	-	-	0.000	0.000	0.000	1.10	-	-	-	-	-	0.000	0.000	0.000	0.027	-	-	0.000	0.000	0.000	0.068	-	-	-	-	-	-	0.110				
12.000	0.000	0.000	0.000	0.312	-	-	0.000	0.000	0.000	0.415	-	-	-	-	-	0.000	0.000	0.000	0.294	-	-	0.000	0.000	0.000	0.380	-	-	-	-	-	-	0.120				
13.000	0.000	0.000	0.000	0.042	-	-	0.000	0.000	0.000	0.100	-	-	-	-	-	0.000	0.000	0.000	1.03	-	-	0.000	0.000	0.000	1.07	-	-	-	-	-	-	0.130				
14.000	0.000	0.000	0.000	0.002	-	-	0.000	0.000	0.000	0.015	-	-	-	-	-	0.000	0.000	0.000	2.00	-	-	0.000	0.000	0.000	2.00	-	-	-	-	-	-	0.140				
15.000	0.000	0.000	0.000	0.001	-	-	0.000	0.000	0.000	0.001	-	-	-	-	-	0.000	0.000	0.000	3.00	-	-	0.000	0.000	0.000	3.00	-	-	-	-	-	-	0.150				
16.000	0.000	0.000	0.000	0.001	-	-	0.000	0.000	0.000	0.001	-	-	-	-	-	0.000	0.000	0.000	4.00	-	-	0.000	0.000	0.000	4.00	-	-	-	-	-	-	0.160				
17.000	0.000	0.000	0.000	0.001	-	-	0.000	0.000	0.000	0.001	-	-	-	-	-	0.000	0.000	0.000	5.00	-	-	0.000	0.000	0.000	5.00	-	-	-	-	-	-	0.170				
18.000	0.000	0.000	0.000	0.001	-	-	-	-	-	-	-	-	-	-	-	0.000	0.000	0.000	6.00	-	-	-	-	-	-	-	-	-	-	-	-	0.180				
Totals:						0	0							0	0	0	0							0	0	0	0									
Number of Trades:						0							0	0	0							0.00							0	0						

PIRAEUS BANK (CR)

(Contract Size: 100 Securities, Exercise Style: American, Physical Delivery)

Exercise Price	Call Options														Put Options																	
	September 2019							October 2019							Other Months		September 2019							October 2019				Other Months		Exercise Price		
	Open price	Price max	Price min	Last price	Closing price	Volume	Open Interest	Open price	Price max	Price min	Last price	Closing price	Volume	Open Interest	Volume	Open Interest	Open price	Price max	Price min	Last price	Closing price	Volume	Open Interest	Open price	Price max	Price min	Last price	Closing price	Volume		Open Interest	Volume
Totals:						0	117						0	19	0	0						0	50						0		0	0
Number of Trades:							0						0		0							0.00							0		0	

PPC (CR)

(Contract Size: 100 Securities, Exercise Style: American, Physical Delivery)

Exercise Price	Call Options														Put Options																				
	September 2019							October 2019							Other Months		September 2019							October 2019							Other Months		Exercise Price		
	Open price	Price max	Price min	Last price	Closing price	Volume	Open Interest	Open price	Price max	Price min	Last price	Closing price	Volume	Open Interest	Volume	Open Interest	Open price	Price max	Price min	Last price	Closing price	Volume	Open Interest	Open price	Price max	Price min	Last price	Closing price	Volume	Open Interest	Volume	Open Interest			
0.850	0.000	0.000	0.000	1.93	-	-														0.001	-	-													
0.900	0.000	0.000	0.000	1.88	-	-														0.001	-	-													0.009
0.950	0.000	0.000	0.000	1.83	-	-														0.001	-	-													0.010
1.000	0.000	0.000	0.000	1.78	-	-														0.001	-	-													0.010
1.100	0.000	0.000	0.000	1.68	-	-														0.001	-	-													0.011
1.200	0.000	0.000	0.000	1.58	-	-														0.001	-	-													0.012
1.300	0.000	0.000	0.000	1.48	-	-														0.001	-	-													0.013
1.400	0.000	0.000	0.000	1.38	-	-														0.001	-	-													0.014
1.500	0.000	0.000	0.000	1.28	-	-														0.001	-	-													0.015
1.600	0.000	0.000	0.000	1.18	-	-	0.000	0.000	0.000		1.19	-	-							0.001	-	-	0.000	0.000	0.000	0.004	-	-						0.016	
1.700	0.000	0.000	0.000	1.08	-	-	0.000	0.000	0.000		1.09	-	-							0.001	-	-	0.000	0.000	0.000	0.007	-	-						0.017	
1.800	0.000	0.000	0.000	0.984	-	-	0.000	0.000	0.000		0.998	-	-							0.001	-	-	0.000	0.000	0.000	0.012	-	-						0.018	
1.900	0.000	0.000	0.000	0.886	-	-	0.000	0.000	0.000		0.906	-	-							0.003	-	-	0.000	0.000	0.000	0.020	-	-						0.019	
2.000	0.000	0.000	0.000	0.790	-	-	0.000	0.000	0.000		0.818	-	-							0.007	-	-	0.000	0.000	0.000	0.032	-	-						0.020	
2.200	0.000	0.000	0.000	0.607	-	-	0.000	0.000	0.000		0.653	-	-							0.024	-	-	0.000	0.000	0.000	0.067	-	-						0.022	
2.400	0.000	0.000	0.000	0.444	-	-	0.000	0.000	0.000		0.509	-	-							0.060	-	16	0.000	0.000	0.000	0.122	-	-						0.024	
2.600	0.000	0.000	0.000	0.307	-	1	0.000	0.000	0.000		0.388	-	10							0.123	-	5	0.000	0.000	0.000	0.200	-	-						0.026	
2.800	0.000	0.000	0.000	0.201	-	56	0.290	0.290	0.290	0.290	0.290	4	-							0.217	-	-	0.000	0.000	0.000	0.301	-	-						0.028	
3.000	0.130	0.130	0.130	0.130	0.130	250	1,255	0.200	0.200	0.200	0.200	0.200	5	100						0.342	-	-	0.000	0.000	0.000	0.422	-	-						0.030	
3.200	0.000	0.000	0.000	0.076	-	52	0.000	0.000	0.000		0.152	-	-							0.491	-	-	0.000	0.000	0.000	0.563	-	-						0.032	
3.400	0.000	0.000	0.000	0.043	-	-	0.000	0.000	0.000		0.109	-	-							0.659	-	-	0.000	0.000	0.000	0.720	-	-						0.034	
3.600	0.000	0.000	0.000	0.023	-	-	0.000	0.000	0.000		0.076	-	-							0.839	-	-	0.000	0.000	0.000	0.887	-	-						0.036	
3.800	0.000	0.000	0.000	0.012	-	-	0.000	0.000	0.000		0.052	-	-							1.03	-	-	0.000	0.000	0.000	1.06	-	-						0.038	
Totals:						250	1,364					9	110	0	0					250	21				0	0	0	0							
Number of Trades:							1						2		0						0.00					0									

Lending Products	Underlying Title	Multilateral Transactions[1]					Bilateral Transactions[2]		Stock Borrowing through OTC (volume)[3]
		Open Interest[5]	Volume(Offered)	Average Weighted	Transactions volume	Average Weighted	Transactions Volume	Average Weighted	Transactions Volume
ADMIEBOR	ADMIE (IPTO) HOLDING S.A. (CR)	---	---	---	---	---	---	86,227	
AEGNBOR	AEGEAN AIRLINES (CR)	1,000	---	---	---	---	---	24,803	
ALPHABOR	ALPHA BANK (CR)	5,000	---	---	---	---	---	53,992,577	
ALMYBOR	ALUMIL (CR)	---	---	---	---	---	---	---	
TATTBOR	ATTICA BANK S.A. (CR)	---	---	---	---	---	---	370	
EEEBOR	CC HBC AG (CR)	2,700	---	---	---	---	---	70,558	
CENERBOR	CENERGY HOLDINGS (CB)	---	---	---	---	---	---	---	
ELLAKTORBOR	ELLAKTOR (CR)	---	---	---	---	---	---	19,502	
EUROBBOR	EUROBANK ERGASIAS (CR)	---	---	---	---	---	---	70,886,273	
EYDAPBOR	EYDAP S.A. (CR)	---	---	---	248	3.38%	---	232,781	
FFGRPBOR	FOLLI FOLLIE (CR)	---	---	---	---	---	---	1,314,253	
FOYRKBOR	FOURLIS (CR)	4,000	---	---	---	---	---	43,505	
GEKTERNABOR	GEK TERNA (CR)	1,500	---	---	---	---	---	35,503	
SARBOR	GR. SARANTIS S.A. (CR)	3,500	---	---	---	---	---	17,333	
EXAEBOR	HELLENIC EXCHANGES-A.S.E. (CR)	10	---	---	---	---	---	123,778	
ELPEBOR	HELLENIC PETROLEUM (CR)	---	---	---	---	---	---	55,500	
INTRKBOR	INTRACOM HOLDINGS (CR)	500	---	---	---	---	---	---	
INLOTBOR	INTRALOT (CR)	---	---	---	---	---	---	619,512	
BELABOR	JUMBO SA (CR)	---	---	---	---	---	---	117,614	
LAMDABOR	LAMDA DEVELOPMENT SA (CR)	---	---	---	---	---	---	10,556	
MIGBOR	MARFIN INVESTMENT GROUP (CR)	---	---	---	---	---	---	744,474	
MOHBOR	MOTOR OIL (CR)	1,500	---	---	---	---	---	43,494	
MYTILBOR	MYTILINEOS HOLDINGS (CR)	---	---	---	---	---	---	67,062	
ETEBOR	NATIONAL BANK (CR)	30,826	---	---	2	2.65%	---	27,764,906	
OPAPBOR	OPAP (CR)	---	---	---	---	---	---	1,280,033	
HTOBOR	OTE (CR)	---	---	---	---	---	---	529,415	
PPABOR	P.P.A. S.A. (CR)	---	---	---	---	---	---	2,901	
TPEIRBOR	PIRAEUS BANK (CR)	---	---	---	---	---	---	26,744,346	
PLAISBOR	PLAISIO COMPUTERS SA (CR)	---	---	---	---	---	---	1,000	
PPCBOR	PPC (CR)	22,733	---	---	---	---	---	6,751,352	
QUALBOR	QUALITY & RELIABILITY SA (CR)	---	---	---	---	---	---	---	

Stock Lending Notes

[1] - Multilateral contracts Lending or Borrowing as per Methods 8-1, 8-2 and 8-3-3 (According to ATHEX BoD Resolution No.17)

[2] - Bilateral Contracts Lending or Borrowing as per Methods 8-3-1 and 8-3-2 (According to ATHEX BoD Resolution No.20)

[3] - The information concerning OTC Stock Borrowing Transactions is based on the statements of the Dematerialised Securities System (DSS) operators involved and refers to volumes that have been registered up until the previous working day.

[4] - Average Price (Volume weighted)

[5] - The Data concerning Open Interest before the start of trading session

Lending Products	Underlying Title	Open Interest[5]	Multilateral Transactions[1]				Bilateral Transactions[2]		Stock Borrowing through OTC (volume)[3]
			Volume(Offered)	Average Weighted	Transactions volume	Average Weighted	Transactions Volume	Average Weighted	Transactions Volume
TENERGYBOR	TERNA ENERGY (CR)	---	---	---	---	---	---	19,403	
TITKBOR	TITAN CEMENT (CR)	---	---	---	---	---	---	190,075	
VIQBOR	VIQHALCO SA/NV (CB)	---	---	---	---	---	---	---	

Stock Lending Notes

[1] - Multilateral contracts Lending or Borrowing as per Methods 8-1, 8-2 and 8-3-3 (According to ATHEX BoD Resolution No.17)

[2] - Bilateral Contracts Lending or Borrowing as per Methods 8-3-1 and 8-3-2 (According to ATHEX BoD Resolution No.20)

[3] - The information concerning OTC Stock Borrowing Transactions is based on the statements of the Dematerialised Securities System (DSS) operators involved and refers to volumes that have been registered up until the previous working day.

[4] - Average Price (Volume weighted)

[5] - The Data concerning Open Interest before the start of trading session

Sectors codification for listed companies

12003 -	ETF	10101010	Computer Services
10101015	Software	10102030	Computer Hardware
15101010	Telecommunications Equipment	15102015	Telecommunications Services
20101010	Health Care Facilities	20101025	Health Care Services
20102010	Medical Equipment	20103015	Pharmaceuticals
30101010	Banks	30202000	Diversified Financial Services
30202010	Asset Managers & Custodians	30202015	Investment Services
30302010	Full Line Insurance	30302015	Insurance Brokers
35101010	Real Estate Holding and Development	35101015	Real Estate Services
35102000	Diversified REITs	35102030	Office REITs
40201040	Rental & Leasing Services: Consumer	40202010	Home Construction
40202015	Household Furnishings	40202020	Household Appliance
40203040	Electronic Entertainment	40203045	Toys
40204020	Clothing & Accessories	40301010	Entertainment
40301030	Publishing	40301035	Radio & TV Broadcasters
40401010	Diversified Retailers	40401020	Apparel Retailers
40401025	Home Improvement Retailers	40401030	Specialty Retailers
40501010	Airlines	40501015	Travel & Tourism
40501020	Casinos & Gambling	40501025	Hotels & Motels
45101015	Distillers & Vintners	45101020	Soft Drinks
45102010	Farming Fishing Ranching & Plantations	45102020	Food Products
45103010	Tobacco	45201010	Food Retailers & Wholesalers
45201020	Personal Products	50101010	Construction
50101030	Cement	50101035	Building Materials: Other
50202010	Electrical Components	50203000	Diversified Industrials
50203015	Plastics	50203030	Containers & Packaging
50204000	Machinery: Industrial	50204020	Machinery: Construction & Handling
50205010	Industrial Suppliers	50205020	Back Office Support HR & Consulting
50205030	Forms & Bulk Printing Services	50206015	Commercial Vehicles & Parts
50206030	Marine Transportation	50206060	Transportation Services
55101000	Diversified Materials	55101020	Textile Products
55102000	General Mining	55102010	Iron & Steel
55102015	Metal Fabricating	55102035	Aluminum
60101000	Integrated Oil & Gas	60101020	Oil Refining and Marketing
65101010	Alternative Electricity	65101015	Conventional Electricity
65102030	Water		



ATHEX
Athens Stock Exchange

Λεωφ. Αθηνών 110 104 42 Αθήνα
110, Athinon Ave. GR 104 42 Athens
tel. (+30)210-33.66.800, fax (+30)210-33.66.101
www.athexgroup.gr