

19

**Ημερήσιο Δελτίο
Συναλλακτικής Δραστηριότητας**

Daily Official List
of Trading Activity

Monday, 19 August, 2019
Year: 140 Trading Day No: 155



ATHEXGROUP
Athens Exchange Group

Disclaimer:

Hellenic Exchanges-Athens Stock Exchange S.A endeavours to ensure that the data and other material ("Information") presented on the Daily Official List are accurate and complete, but it is not liable for any errors or omissions of data or /and for the accuracy, credibility, updating and completeness of the aforesaid information nor it has any liability arising directly or indirectly from the use of the above Information.

The Company is not liable for the accuracy of the data included in listed companies' announcements. Only the sender of such an announcement is fully and solely liable for any infringement of third party's rights from the content of such announcement, All contents of the Daily Official List are provided only for information purposes and do not constitute investment advice or solicitation to invest in securities or other products listed for trading on the Exchange.

You acknowledge and agree that the Company is the owner of any property rights related to any Information appearing on the Daily Official List including intellectual property rights copyright, trademarks, etc.

The above data are a property of the Hellenic Exchanges-Athens Exchange and are copyright protected. Users are forbidden to reproduce, modify, copy, sale, transmit or redistribute, by all reproduction means and methods, part or the whole of the above data, without reference to their source.

The commercial exploitation of these data is, also, forbidden by third parties. Hellenic Exchanges-Athens Exchange does not carry any responsibility, direct or indirect, derived from usage or accidental alteration of the above data when used by third parties.

Hellenic Exchanges – Athens Stock Exchange S.A.

110 Athinon Ave., 10442 Athens, Tel: (210) 33.66.800, Fax: (210) 32.13.938

www.athexgroup.gr

Thessalonica Stock Exchange Center (T.S.E.C)

16-18 Katouni Str., Thessalonica 546 25 Tel: (2310) 567.667, Fax: (2310) 530.545

Athex Members Guarantee Fund

14-16 Fidiou Str., Athens 106 78, Tel: (210) 33.04.682, Fax: (210) 33.04.155

Hellenic Republic Capital Market Commission

1 Kolokotroni Str. & 1 Stadiou Str., Athens 10562 Tel: (210) 33.77.100 Fax: (210) 33.77.173

Table of Contents

Section 1: Statistical Figures of Securities, Derivatives and Lending

Summary of Markets

Athex Indices

Analytic Figures for Athex Market's Boards and Categories

Trading Details by Athex Sectors and Financial Instruments (ETFs)

Top 10 best & worst performing Shares

Derivatives Summary

Section 2: Analytic Figures of Shares Transactions

Analytic Figures of Shares Transactions

Shares' Notes

Section 3: Figures of Securities Transactions

Securities Blocks Details

Shares Rights Details

Stock Borrowing

Securities Forced Sales

Forced Sales Registered Shares

Exchange Traded Funds (ETFs) Characteristics

Section 5: Bonds traded in Fixed Income Assets Market

Convertible Corporate Bonds - Regulated Market

Non Convertible Corporate Bonds - Regulated Market

Government Bonds

Treasury Bills & Zero Coupon Government Bonds

Government Bonds Traded with the Open Outcry Method

State Banks Bonds

Section 6: Additional Infos

Athex & ATHEXClear Members List

List of Stocks under Market Making operations

Section 7: Derivatives Market Analytic Figures

Index Futures

Stock Futures

Index Options

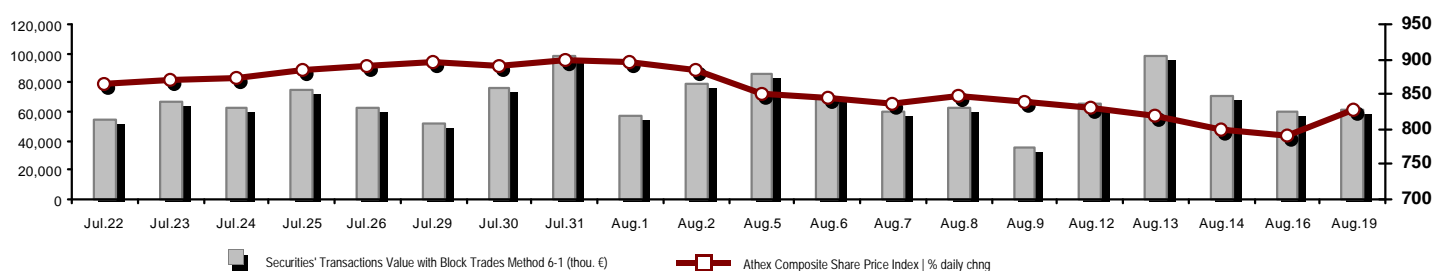
Stock Options

Stock Lending Analytic Figures

Appendix A: Sectors codification for listed companies

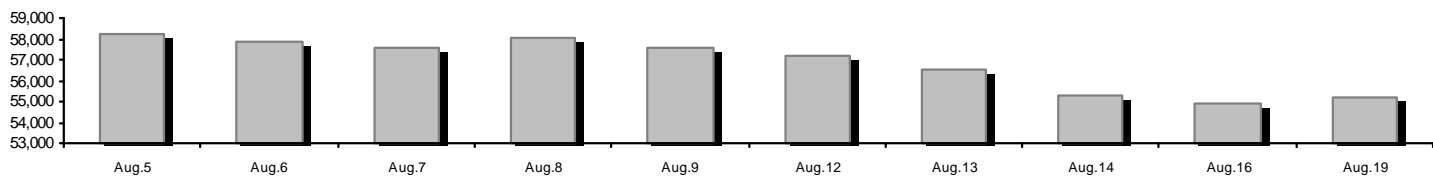
Summary of Markets

Athex Composite Share Price Index vs Shares and Derivatives Transactions Value

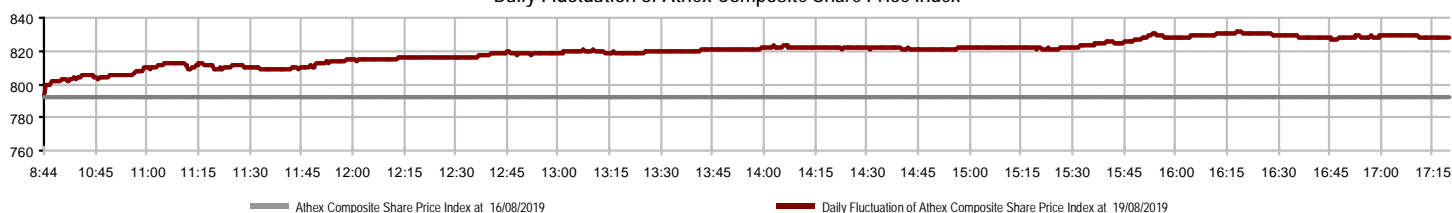


| | |
|--|--|
| Athex Capitalisation (mill. €) **: 55,196.79 | Derivatives Total Open Interest: 400,631 |
| Daily change: mill. € %: 316.05 0.58% | in Index Futures % daily chng: 15,665 -15.43% |
| Yearly Avg Capitalisation: mill. € % chng prev year Avg: 52,845.77 1.38% | in Stock Futures % daily chng: 381,180 2.06% |
| Athex Composite Share Price Index % daily chng: 828.30 4.58% | in Index Options % daily chng: 1,607 -60.20% |
| Athex Composite Share Price Index Capitalisation (mill. €): 50,449.82 | in Stock Options % daily chng: 2,179 -23.70% |
| Daily change (mill. €): 1,920.03 | |
| Securities' Transactions Value with Block Trades Method 6-1 (thou. €): 61,983.10 | Derivatives Contracts Volume: 27,948 |
| Daily change: %: 2,039.17 3.40% | Daily change: pieces %: 2,111 8.17% |
| YtD Avg Trans. Value: thou. € % chng prev year Avg: 67,067.14 22.12% | YtD Avg Derivatives Contracts % chng prev year Avg: 43,959 -21.51% |
| Blocks Transactions Value of Method 6-1 (thou. €): 1,737.97 | Derivatives Trades Number: 3,447 |
| Blocks Transactions Value of Method 6-2 & 6-3 (thou. €): 0.00 | Daily change: number %: 612 21.59% |
| Bonds Transactions Value (thou.€): 244.54 | YtD Avg Trades number % chng prev year Avg: 3,039 12.07% |
| Securities' Transactions Volume with Block Trades Method 6-1 (thou. Pieces): 29,014.79 | Lending Total Open Interest: 763,617 |
| Daily change: thou. pieces %: 1,285.43 4.64% | Daily change: pieces %: 606,891 387.23% |
| YtD Avg Volume: % chng prev year Avg: 35,281.04 -5.04% | Lending Volume (Multilateral/Bilateral): 1,523,732 |
| Blocks Transactions Volume of Method 6-1 (thou. Pieces): 287.73 | Daily change: pieces %: 1,520,732 |
| Blocks Transactions Volume of Method 6-2 & 6-3 (thou. Pieces): 0.00 | Multilateral Lending: 623,732 |
| Bonds Transactions Volume: 234,000 | Bilateral Lending: 900,000 |
| Securities' Trades Number with Block Trades Method 6-1: 32,027 | Lending Trades Number: 27 |
| Daily change: number %: 6,296 24.47% | Daily change: %: 24 |
| YtD Avg Trades number % chng prev year Avg: 27,558 35.56% | Multilateral Lending Trades Number: 26 |
| Number of Blocks Method 6-1: 2 | Bilateral Lending Trades Number: 1 |
| Number of Blocks Method 6-2 & 6-3: 0 | |
| Number of Bonds Transactions: 28 | |

Athex Capitalisation (mill. €) **



Daily Fluctuation of Athex Composite Share Price Index



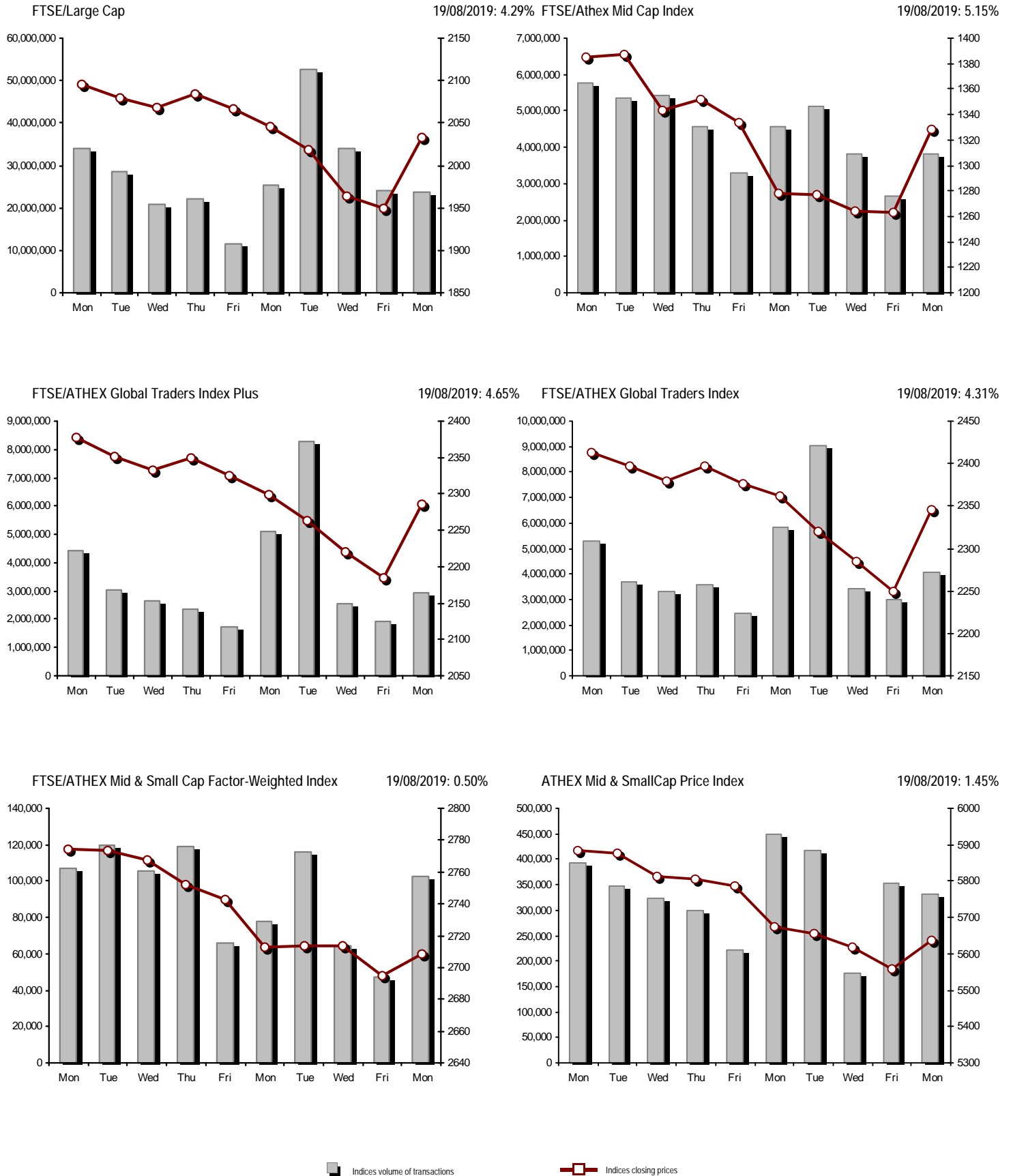
Athex Indices

| Index name | 19/08/2019 | 16/08/2019 | pts. | % | Min | Max | Year min | Year max | Year change |
|--|-------------|------------|--------|--------|-----------|-----------|-----------|-----------|-------------|
| Athex Composite Share Price Index | 828.30 # | 792.06 | 36.24 | 4.58% | 792.06 | 831.25 | 600.12 | 901.57 | 35.06% # |
| FTSE/Athex Large Cap | 2,032.49 # | 1,948.91 | 83.58 | 4.29% | 1,948.91 | 2,041.69 | 1,580.73 | 2,270.46 | 26.37% # |
| FTSE/Athex Mid Cap Index | 1,328.50 # | 1,263.41 | 65.09 | 5.15% | 1,263.41 | 1,328.50 | 945.49 | 1,467.88 | 36.24% # |
| FTSE/ATHEX-CSE Banking Index | 507.38 # | 466.41 | 40.97 | 8.78% | 466.41 | 510.83 | 275.15 | 641.15 | 52.49% # |
| FTSE/ATHEX Global Traders Index Plus | 2,286.07 # | 2,184.55 | 101.52 | 4.65% | 2,184.55 | 2,295.97 | 1,947.04 | 2,479.89 | 14.62% # |
| FTSE/ATHEX Global Traders Index | 2,346.28 # | 2,249.32 | 96.96 | 4.31% | 2,249.32 | 2,357.72 | 1,866.67 | 2,517.12 | 23.66% # |
| FTSE/ATHEX Mid & Small Cap Factor-Weighted Ind | 2,708.56 # | 2,695.02 | 13.54 | 0.50% | 2,685.11 | 2,713.90 | 2,173.67 | 2,824.96 | 22.27% # |
| ATHEX Mid & SmallCap Price Index | 5,637.33 # | 5,556.68 | 80.65 | 1.45% | 5,551.84 | 5,647.39 | 3,914.71 | 5,975.95 | 42.28% # |
| FTSE/Athex Market Index | 505.85 # | 484.95 | 20.90 | 4.31% | 484.95 | 508.02 | 392.32 | 563.60 | 26.73% # |
| FTSE Med Index | 4,396.27 € | 4,416.74 | -20.47 | -0.46% | | | 3,966.78 | 4,754.28 | 10.88% # |
| Athex Composite Index Total Return Index | 1,348.95 # | 1,289.92 | 59.03 | 4.58% | 1,289.92 | 1,353.74 | 952.47 | 1,466.98 | 38.58% # |
| FTSE/Athex Large Cap Total Return | 3,000.90 # | 2,877.49 | 123.41 | 4.29% | | | 2,321.35 | 3,347.07 | 28.24% # |
| FTSE/ATHEX Large Cap Net Total Return | 921.13 # | 883.25 | 37.88 | 4.29% | 883.25 | 925.30 | 692.89 | 1,027.12 | 30.65% # |
| FTSE/Athex Mid Cap Total Return | 1,614.86 # | 1,535.75 | 79.11 | 5.15% | | | 1,180.35 | 1,784.30 | 34.18% # |
| FTSE/ATHEX-CSE Banking Total Return Index | 443.47 # | 407.66 | 35.81 | 8.78% | | | 265.40 | 554.19 | 41.47% # |
| Hellenic Mid & Small Cap Index | 1,194.06 # | 1,140.81 | 53.25 | 4.67% | 1,140.81 | 1,197.50 | 884.70 | 1,269.98 | 31.70% # |
| FTSE/Athex Banks | 670.38 # | 616.24 | 54.14 | 8.79% | 616.24 | 674.93 | 363.54 | 847.12 | 52.49% # |
| FTSE/Athex Financial Services | 1,071.34 # | 1,004.31 | 67.03 | 6.67% | 1,004.31 | 1,074.44 | 744.92 | 1,191.69 | 37.31% # |
| FTSE/Athex Industrial Goods & Services | 2,646.98 # | 2,533.52 | 113.46 | 4.48% | 2,533.52 | 2,654.37 | 1,884.26 | 2,967.88 | 38.62% # |
| FTSE/Athex Retail | 74.89 ~ | 74.89 | 0.00 | 0.00% | 73.91 | 74.89 | 58.44 | 80.54 | 25.00% # |
| FTSE/ATHEX Real Estate | 5,457.98 # | 5,205.25 | 252.73 | 4.86% | 5,205.25 | 5,498.90 | 2,928.70 | 6,158.58 | 80.73% # |
| FTSE/Athex Personal & Household Goods | 8,610.21 # | 8,078.54 | 531.67 | 6.58% | 8,078.54 | 8,704.72 | 6,649.54 | 9,943.56 | 25.18% # |
| FTSE/Athex Food & Beverage | 11,167.47 # | 11,028.95 | 138.52 | 1.26% | 11,028.95 | 11,191.01 | 10,000.70 | 13,120.06 | 10.45% # |
| FTSE/Athex Basic Resources | 7,001.10 # | 6,447.33 | 553.77 | 8.59% | 6,447.33 | 7,065.25 | 3,146.82 | 11,171.70 | 113.40% # |
| FTSE/Athex Construction & Materials | 3,039.26 # | 2,917.00 | 122.26 | 4.19% | 2,909.64 | 3,039.26 | 2,437.75 | 3,183.37 | 17.70% # |
| FTSE/Athex Oil & Gas | 5,249.23 # | 5,031.64 | 217.59 | 4.32% | 5,031.64 | 5,296.73 | 4,612.01 | 5,758.60 | 8.01% # |
| FTSE/Athex Chemicals | 9,308.87 # | 9,036.41 | 272.46 | 3.02% | 9,036.41 | 9,308.87 | 7,722.79 | 11,217.47 | 13.86% # |
| FTSE/Athex Travel & Leisure | 1,647.47 # | 1,593.20 | 54.27 | 3.41% | 1,591.01 | 1,666.66 | 1,309.57 | 1,754.14 | 24.52% # |
| FTSE/Athex Technology | 984.36 # | 944.29 | 40.07 | 4.24% | 943.35 | 990.10 | 692.80 | 1,087.14 | 38.80% # |
| FTSE/Athex Telecommunications | 3,308.59 # | 3,275.56 | 33.03 | 1.01% | 3,275.56 | 3,347.12 | 2,614.94 | 3,605.87 | 26.26% # |
| FTSE/Athex Utilities | 2,672.64 # | 2,549.37 | 123.27 | 4.84% | 2,549.37 | 2,684.50 | 1,729.19 | 2,870.02 | 51.94% # |
| FTSE/Athex Health Care | 480.76 € | 481.45 | -0.69 | -0.14% | 473.20 | 484.20 | 460.82 | 508.96 | -5.03% € |
| Athex All Share Index | 200.24 # | 193.16 | 7.08 | 3.67% | 200.24 | 200.24 | 157.01 | 215.26 | 26.72% # |
| Hellenic Corporate Bond Index | 120.51 € | 120.56 | -0.04 | -0.04% | | | 116.31 | 120.56 | 3.59% # |
| Hellenic Corporate Bond Price Index | 97.11 € | 97.16 | -0.05 | -0.05% | | | 95.04 | 97.16 | 1.38% # |

Note 1: FTSE/Med 100, Hellenic Corporate Bond Price Index and Hellenic Corporate Bond Index closing prices refer to the previous trading day of 14/08/2019.

Note 2: The Hellenic Mid & Small Cap Index is a Customized index calculated by the Athens Exchange.

Athex Indices



Analytic Figures for Athex Market's Boards and Categories

| | Total Traded Securities | Main Market | Surveillance | Exchange Traded Funds (ETFs) |
|---------------------------------------|-------------------------|--------------|--------------|------------------------------|
| Totals | 124 | 111 | 12 | 1 |
| Gain / Lose / Same: | 94 / 15 / 15 | 85 / 13 / 13 | 8 / 2 / 2 | 1 / 0 / 0 |
| Athex Capitalisation (mill. €) ** | 55,196.79 | 54,888.28 | 308.51 | |
| Daily Average Trans/ons Value(thou.€) | 67,067.14 | 67,061.15 | 43.48 | 41.27 |
| Transactions Value | 61,983.10 | 61,896.27 | 74.51 | 12.31 |
| Main Board: | 60,245.13 | 60,158.31 | 74.51 | 12.31 |
| Blocks Board 6_2_3: | 1,737.97 | 1,737.97 | 0.00 | 0.00 |
| Forced Sales Board: | 0.00 | 0.00 | 0.00 | 0.00 |
| Special Terms Board: | 0.00 | 0.00 | 0.00 | 0.00 |
| Daily Average Transactions Volume | 35,281,038 | 34,966,956 | 348,668 | 1,890 |
| Transactions Volume | 29,014,794 | 28,571,965 | 442,228 | 601 |
| Main Board: | 28,727,064 | 28,284,235 | 442,228 | 601 |
| Blocks Board 6_2_3: | 287,730 | 287,730 | 0 | 0 |
| Forced Sales Board: | 0 | 0 | 0 | 0 |
| Special Terms Board: | 0 | 0 | 0 | 0 |
| Daily Average Number of Trades | 27,558 | 27,412 | 145 | 3 |
| Number of Trades | 32,027 | 31,868 | 157 | 2 |
| Main Board: | 32,025 | 31,866 | 157 | 2 |
| Blocks Board 6_2_3: | 2 | 2 | 0 | 0 |
| Forced Sales Board: | 0 | 0 | 0 | 0 |
| Special Terms Board: | 0 | 0 | 0 | 0 |

Trading Details by Athex Sectors and Financial Instruments (ETFs)

| Code | Sectors | Gain / Lose / Same | Number of Trades | Transactions Volume | Transactions Value | % of Total Trans. Value |
|-------|--|--------------------|------------------|---------------------|--------------------|-------------------------|
| 3010 | - Banks | 6 / 0 / 0 | 12,888 | 20,152,413 | 24,404,718.38 | 39.37% |
| 5510 | - Basic Resources | 7 / 1 / 2 | 618 | 266,221 | 285,741.69 | 0.46% |
| 5010 | - Construction & Materials | 11 / 2 / 0 | 2,390 | 1,334,579 | 3,114,362.65 | 5.02% |
| 4020 | - Consumer Products & Services | 5 / 2 / 1 | 1,567 | 472,337 | 4,500,378.85 | 7.26% |
| 6010 | - Energy | 3 / 0 / 1 | 1,438 | 228,478 | 3,272,255.94 | 5.28% |
| 12000 | - Financial Instruments | 1 / 0 / 0 | 2 | 601 | 12,314.90 | 0.02% |
| 3020 | - Financial Services | 2 / 1 / 1 | 836 | 1,831,764 | 776,439.42 | 1.25% |
| 4510 | - Food Beverage & Tobacco | 11 / 0 / 0 | 327 | 159,374 | 1,058,156.64 | 1.71% |
| 2010 | - Health Care | 3 / 1 / 0 | 75 | 51,230 | 49,998.20 | 0.08% |
| 5020 | - Industrial Goods & Service | 14 / 4 / 4 | 2,690 | 946,945 | 4,274,341.97 | 6.90% |
| 3030 | - Insurance | 1 / 0 / 0 | 75 | 24,234 | 108,177.27 | 0.17% |
| 4030 | - Media | 0 / 0 / 1 | 1 | 1,770 | 144.26 | 0.00% |
| 4520 | - Personal Care, Drug & Grocery Stores | 3 / 0 / 0 | 249 | 46,172 | 107,975.53 | 0.17% |
| 3510 | - Real Estate | 6 / 0 / 1 | 540 | 97,778 | 526,725.76 | 0.85% |
| 4040 | - Retail | 3 / 3 / 1 | 275 | 78,996 | 387,375.77 | 0.62% |
| 1010 | - Technology | 5 / 0 / 2 | 499 | 240,457 | 333,312.83 | 0.54% |
| 1510 | - Telecommunications | 3 / 0 / 0 | 3,492 | 989,169 | 10,321,355.05 | 16.65% |
| 4050 | - Travel & Leisure | 6 / 0 / 1 | 1,898 | 966,146 | 4,705,553.43 | 7.59% |
| 6510 | - Utilities | 4 / 1 / 0 | 2,167 | 1,126,130 | 3,743,770.56 | 6.04% |

Top 10 best & worst performing Shares

Main Market

| With positive Price change | Closing price | change | With negative Price change | Closing price | change |
|-------------------------------------|-----------------|----------|--------------------------------------|---------------|----------|
| ALUMIL (CR) | 1.235 | 12.27% # | FLEXOPACK SA (CR) | 6.95 | -5.44% € |
| ATTICA BANK S.A. (CR) | 0.42 | 11.11% # | THESSALONIKA WATER & SEWERAGE | 5.08 | -1.55% € |
| INTRACOM CONSTR. (CR) | 1.75 | 10.06% # | DROMEAS SA (CR) | 0.385 | -1.03% € |
| NATIONAL BANK (CR) | 2.161 | 9.92% # | IASO SA (CR) | 1.398 | -0.14% € |
| AVAX S.A. (CR) | 0.759 | 9.52% # | | | |
| VIOHALCO SA/NV (CB) | 3.915 | 9.51% # | | | |
| PIRAEUS BANK (CR) | 2.522 | 8.90% # | | | |
| INTRACOM HOLDINGS (CR) | 0.949 | 8.83% # | | | |
| EUROBANK ERGASIAS (CR) | 0.6945 | 8.69% # | | | |
| ALPHA BANK (CR) | 1.45 | 8.13% # | | | |
| With the highest Transactions Value | Value (thou. €) | change | With the highest Transactions Volume | Volume | change |
| OTE (CR) | 10,188.79 | 1.01% # | EUROBANK ERGASIAS (CR) | 9,592,135 | 8.69% # |
| ALPHA BANK (CR) | 6,953.10 | 8.13% # | ALPHA BANK (CR) | 4,846,915 | 8.13% # |
| EUROBANK ERGASIAS (CR) | 6,574.56 | 8.69% # | NATIONAL BANK (CR) | 3,019,418 | 9.92% # |
| NATIONAL BANK (CR) | 6,351.79 | 9.92% # | MARFIN INVESTMENT GROUP (CR) | 1,710,176 | 7.84% # |
| JUMBO SA (CR) | 4,223.42 | 6.68% # | PIRAEUS BANK (CR) | 1,626,642 | 8.90% # |
| PIRAEUS BANK (CR) | 4,032.88 | 8.90% # | ATTICA BANK S.A. (CR) | 1,063,023 | 11.11% # |
| OPAP (CR) | 3,917.25 | 3.28% # | ELLAKTOR (CR) | 864,840 | 6.97% # |
| MYTILINEOS HOLDINGS (CR) | 2,880.92 | 3.63% # | OTE (CR) | 846,073 | 1.01% # |
| MOTOR OIL (CR) | 2,099.52 | 3.92% # | PPC (CR) | 741,810 | 4.79% # |
| PPC (CR) | 1,872.07 | 4.79% # | INTRALOT (CR) | 483,797 | 4.49% # |

Note: Stocks that are not included in the "Low Dispersion" and "Under Supervision" categories, and the transactions value is more than 10,000 €.

Derivatives Summary

| | Number of Trades | Volume | Open Interest |
|---------------------------------|------------------|---------------|----------------|
| Index Futures | 421 | 2,127 | 15,665 |
| FTSE/Athex Large Cap | 421 | 2,127 | 15,665 |
| Stock Futures | 2,975 | 25,275 | 381,180 |
| ADMIE (IPTO) HOLDING S.A. (CR) | 39 | 200 | 6,842 |
| ALPHA BANK (CR) | 339 | 3,184 | 63,271 |
| ATTICA BANK S.A. (CR) | 15 | 39 | 7,863 |
| CC HBC AG (CR) | 4 | 6 | 279 |
| CENERGY HOLDINGS (CB) | 45 | 248 | 9,429 |
| ELLAKTOR (CR) | 216 | 1,019 | 9,304 |
| EUROBANK ERGASIAS (CR) | 338 | 4,537 | 49,307 |
| EYDAP S.A. (CR) | 14 | 31 | 364 |
| FOURLIS (CR) | 19 | 82 | 411 |
| GEK TERNA (CR) | 60 | 215 | 8,568 |
| HELLENIC EXCHANGES-A.S.E. (CR) | 24 | 86 | 2,874 |
| HELLENIC PETROLEUM (CR) | 30 | 107 | 2,070 |
| INTRACOM HOLDINGS (CR) | 10 | 39 | 4,572 |
| INTRALOT (CR) | 47 | 725 | 5,412 |
| JUMBO SA (CR) | 72 | 242 | 806 |
| LAMDA DEVELOPMENT SA (CR) | 50 | 127 | 2,311 |
| MARFIN INVESTMENT GROUP (CR) | 95 | 2,202 | 83,764 |
| MOTOR OIL (CR) | 17 | 27 | 449 |
| MYTILINEOS HOLDINGS (CR) | 135 | 446 | 11,442 |
| NATIONAL BANK (CR) | 524 | 6,582 | 52,760 |
| OPAP (CR) | 41 | 149 | 4,323 |
| OTE (CR) | 33 | 152 | 3,488 |
| P.P.A. S.A. (CR) | 6 | 31 | 732 |
| PIRAEUS BANK (CR) | 386 | 2,557 | 23,724 |
| PPC (CR) | 232 | 1,637 | 15,025 |
| TERNA ENERGY (CR) | 83 | 252 | 5,533 |
| VIOHALCO SA/NV (CB) | 101 | 353 | 6,257 |
| Index Options | 38 | 379 | 1,607 |
| FTSE/Athex Large Cap | 38 | 379 | 1,607 |
| Stock Options | 13 | 167 | 2,179 |
| ALPHA BANK (CR) | 0 | 0 | 151 |
| NATIONAL BANK (CR) | 6 | 67 | 377 |
| OPAP (CR) | 1 | 20 | 0 |
| OTE (CR) | 0 | 0 | 0 |
| PIRAEUS BANK (CR) | 3 | 10 | 186 |
| PPC (CR) | 3 | 70 | 1,465 |
| Total Derivatives Traded | 3,447 | 27,948 | 400,631 |

Shares' Notes

| Code | Note text |
|------|--|
| () | - Adjusted dividends. |
| * | - Last adjusted closing price. |
| [1] | - Net dividends. |
| [2] | - The "Date of Last Coupon" for New listings refers to the date company's stocks started to trade in Athex |
| [3] | - The Company Market Value is referred to the number of outstanding shares |
| [4] | - Sectors codification can be found in Appendix A |
| [5] | - The Market Value refers to the total number of shares listed (including their several classes) in the exchange by the company. |
| [6] | - P/E greater than 100 |
| [7] | - Last view of the Order Book before the end of the trading session |
| [8] | - All Blocks Methods' Transactions Value are included. |
| 4690 | - Transfer to Surveillance category as of 4/4/2006. |
| 4750 | - Transfer to the Under Surveillance Category from 8/4/2011. |
| 4865 | - Suspension of trading as of 2/4/2012. |
| 4887 | - Transfer to the Surveillance Category as of 10/4/2012. |
| 4912 | - Transfer to the Surveillance Category as of 31/7/2012. |
| 4914 | - Suspension of trading as of 31/8/2012. |
| 4918 | - Suspension of trading as of 31/8/2012. |
| 4955 | - Transfer to the Surveillance Category as from 5/4/2013. |
| 4956 | - Transfer to the Surveillance Category as from 5/4/2013. |
| 4957 | - Transfer to the Surveillance Category as from 5/4/2013. |
| 4958 | - Transfer to the Surveillance Category as from 5/4/2013. |
| 4959 | - Transfer to the Surveillance Category as from 5/4/2013. |
| 4983 | - Transfer to the Surveillance Category as of 5/4/2013. |
| 5080 | - Transfer to the Surveillance Category as of 06/09/2011. |
| 5093 | - Transfer to the Surveillance Category as of 8/4/2015. |
| 5095 | - Transfer to the Surveillance Category as from 5/4/2013. |
| 5101 | - Suspension of trading as of 1/9/2015. |
| 5110 | - Suspension of trading as of 08/03/2016. |
| 5112 | - Transfer to the Surveillance Category as of 15/04/2016. |
| 5115 | - Transfer to the Surveillance Category as of 15/04/2016. |
| 5123 | - Transfer to the Surveillance Category as of 10/04/2014 |
| 5130 | - Suspension of trading as of 18/04/2017. |
| 5136 | - Suspension of trading as of 02/05/2017. |
| 5141 | - Transfer to the Surveillance Category as of 10/05/2017. |
| 5153 | - Suspension of trading as of 03/10/2017. |
| 5154 | - Suspension of trading as of 03/10/2017. |
| 5156 | - Transfer to the Surveillance Category as of 11/12/2017. |
| 5160 | - Transfer to the Surveillance Category as of 15/04/2016. |
| 5161 | - Transfer to the Surveillance Category as of 25/11/2011. |
| 5162 | - Transfer to the Under Supervision Category as of 21/12/2009. |
| 5165 | - Transfer to the Surveillance Category as of 15/02/2018. |
| 5171 | - Suspension of trading as of 30/04/2018. |
| 5172 | - Suspension of trading as of 30/04/2018. |
| 5174 | - Suspension of trading as of 02/05/2018. |
| 5178 | - Transfer to the Surveillance Category as of 11/05/2018. |
| 5179 | - Suspension of trading as of 25/05/2018. |
| 5190 | - Transfer to the Surveillance Category as of 10/04/2012. |
| 5191 | - Suspension of trading as of 02/10/2018. |
| 5192 | - Suspension of trading as of 02/10/2018. |
| 5193 | - Transfer to the Surveillance Category as of 25/10/2018. |
| 5194 | - Transfer to the Surveillance Category as of 25/10/2018. |
| 5195 | - Transfer to the Surveillance Category as of 27/06/2008. |

Shares' Notes

| Code | Note text |
|------|--|
| 5196 | - Transfer to the Under Surveillance Category from 08/04/2011. |
| 5197 | - Transfer to the Surveillance Category as of 07/11/2018. |
| 5200 | - Transfer to the Surveillance Category as of 10/04/2012. |
| 5205 | - Suspension of trading as of 02/05/2019. |
| 5206 | - Suspension of trading as of 02/05/2019. |
| 5207 | - Transfer to the Surveillance Category as from 13/05/2019. |

Securities Blocks Details

| Securities | Block Volume | Price | Block Trade Value | Time of approval | Note |
|--------------------|--------------|-------|-------------------|------------------|------|
| NATIONAL BANK (CR) | 200,000 | 2.01 | 401,400.00 | 10:42:26 | 20 |
| JUMBO SA (CR) | 87,730 | 15.24 | 1,336,566.55 | 10:48:38 | 20 |

Blocks Notes

- 9 - Method 6-1 / Special Fees
- 10 - Method 6-1 / Special Fees, SDS
- 14 - Method 6-3 / Settlement, Incomplete Buy and Sell
- 18 - Method 6-2 / SPOT 1
- 19 - Method 6-2 / SPOT 2
- 20 - Method 6-1 and Method 6-1 Same Day Settlement
- 21 - Other Pre-agreed

Shares Rights Details

| Occured date | Exercise from | Exercise until | Trading until | Rights | Price min | Price max | Closing price | Last Bid | Last Ask | Volume | Trades | Transactions Value |
|--------------|---------------|----------------|---------------|--------|-----------|-----------|---------------|----------|----------|--------|--------|--------------------|
|--------------|---------------|----------------|---------------|--------|-----------|-----------|---------------|----------|----------|--------|--------|--------------------|

No Rights Transactions.

Securities Forced Sales

| Securities | Category of Security | Transaction s Volume | Number of Trades | Transactions Value | Note |
|------------|----------------------|-------------------------|---------------------|-----------------------|------|
|------------|----------------------|-------------------------|---------------------|-----------------------|------|

No Forced Transactions.

Forced Sales Notes

- 1 - Normal Forced Sale.
- 2 - Forced Sales of Fixed Registered Shares.
- 3 - Forced Sales of Remaining Stock Fractions.

Forced Sales Registered Shares

| Securities | Start Date | End Date | Initial Volume | Remaining Volume | Date | Avg price (day) | Avg price (period) | Number of Trades | Transactions Volume | Transactions Value |
|------------|------------|----------|----------------|------------------|------|-----------------|--------------------|------------------|---------------------|--------------------|
|------------|------------|----------|----------------|------------------|------|-----------------|--------------------|------------------|---------------------|--------------------|

No Fixed Registered Shares Forced Sales.

Forced Sales Notes

According to Decision 1/380/04.05.2008 of the Hellenic Republic Capital Market Commission, the certificated registered shares that have not been deposited to the issuer for dematerialisation, will be auctioned in the Athens Exchange by the supervising issuer. Forced sales procedure is held according to Article 99A of the Athens Exchange Rulebook. The average price of the period is calculated by dividing the Total transactions value by the Total volume and includes all the transactions made until the current date.

Exchange Traded Funds (ETFs) Characteristics

| | Transactions Date (T) | Creation / Redemption | Units (T-1) | New Units (T-1) | Redemption Units (T-1) | Units (T) [1] | Fund Assets [2] | Net Unit Price | Dividend per | Dividend Date |
|--------------------------------|-----------------------|-----------------------|-------------|-----------------|------------------------|---------------|-----------------|----------------|--------------|---------------|
| ALPHA ETF FTSE Athex Large Cap | 19/08/2019 | 5,000 | 812,382 | --- | --- | 812,382 | 16,308,190.00 | 20.0745 | 0.43 | 30/06/2018 |

ETFs Notes

[1] - Units (T) = Units (T-1) + New Units (T-1) - Redemption Units (T-1)

[2] - The Creation / Redemption Units of T-1 are included.

Convertible Corporate Bonds - Regulated Market

| Num Listed Bonds | Nominal price | Issue price | Today's Rate | Exp. Date | Duration (years) | Note | Coupon | | Trading | Corporate Bonds | Price min | Price max | Closing price | Previous closing price/date | Volume | Transactions Value | Last order | | | ear min | Year max |
|------------------|---------------|-------------|--------------|------------|------------------|------|--------|-----------|---------|-----------------------------|-----------|-----------|---------------|-----------------------------|--------|--------------------|------------|------------|------------|----------|----------|
| | | | | | | | Common | Preferred | | | | | | | | | Price | Buy / Sell | Date | | |
| 171,268,704 | 0.30 | 0.30 | 1.00 | 11/10/2025 | 9 | --- | 12 | --- | 1 | FORTHNET S.A. (Convertible) | --- | --- | --- | --- | --- | --- | 20.0000 | B | 19/08/2019 | 100.0000 | 100.0000 |

Corporate Bonds Notes

Transactions Volume = (Pieces) * (Nominal Price). Transactions Value = (Pieces) * (Nominal Price) * (price %) + (Accrued interest).

The price of a Bond is stated as a percentage (%) of Bond's Nominal Price.

Nominal Price in Euros (€), except if it is noted differently.

Non Convertible Corporate Bonds - Regulated Market

| Num Listed Bonds | Nominal price | Issue price | Today's Rate | Exp. Date | Duration (years) | Note | Coupon | | Trading | Corporate Bonds | Accrued Int. | Yield.T.Mat | Price min | Price max | Closing price | Previous closing price/date | Volume | Transactions Value | Last order | | | ear min | Year max | |
|------------------|---------------|-------------|--------------|------------|------------------|------|--------|-----------|---------|---|--------------|-------------|-----------|-----------|---------------|-----------------------------|------------|--------------------|------------|------------|------|------------|----------|----------|
| | | | | | | | Common | Preferred | | | | | | | | | | | Price | Buy / Sell | Date | | | |
| 25,000 | 1,000.00 | 1,000.00 | 4.95 | 26/06/2023 | 5 | --- | 3 | --- | 1 | B&F COMM. & GARM. INDUS. S.A. (Non Convertible) | 7.7000 | 5.6250 | --- | --- | --- | 96.8000 | 16/08/2019 | --- | --- | 95.5900 | B | 19/08/2019 | 93.0000 | 98.5000 |
| 90,000 | 1,000.00 | 1,000.00 | 3.00 | 11/05/2023 | 5 | --- | 3 | --- | 1 | CORAL A.E. (Non Convertible) | 8.3333 | 2.4410 | 101.6050 | 101.6060 | 101.6057 | 101.5000 | 16/08/2019 | 7,000 | 7,170.73 | 101.7500 | B | 19/08/2019 | 100.2726 | 104.9499 |
| 120,000 | 1,000.00 | 1,000.00 | 3.95 | 04/04/2025 | 7 | --- | 3 | --- | 1 | GEK TERNA S.A. (Non Convertible) | 15.2514 | 2.6000 | 106.0000 | 106.0000 | 106.0000 | 105.8900 | 14/08/2019 | 10,000 | 10,752.51 | 105.0000 | B | 19/08/2019 | 99.0000 | 106.0000 |
| 175,000 | 1,000.00 | 1,000.00 | 3.40 | 26/07/2024 | 5 | --- | 1 | --- | 1 | ATTICA HOLDINGS S.A. (Non Convertible) | 2.4556 | 3.0090 | 101.3167 | 101.7990 | 101.6704 | 101.3170 | 16/08/2019 | 45,000 | 45,862.16 | 101.3000 | B | 19/08/2019 | 100.8500 | 102.3500 |
| 300,000 | 1,000.00 | 1,000.00 | 3.10 | 27/06/2022 | 5 | --- | 5 | --- | 1 | MYTILINEOS HOLDINGS S.A. (Non Convertible) | 4.7361 | 2.2570 | 101.6900 | 101.9000 | 101.8796 | 101.6510 | 14/08/2019 | 25,000 | 25,588.30 | 101.6700 | B | 19/08/2019 | 100.5818 | 103.4000 |
| 50,000 | 1,000.00 | 1,000.00 | 4.35 | 20/06/2022 | 5 | --- | 5 | --- | 1 | SYSTEMS SUNLIGHT S.A. (Non Convertible) | 7.4917 | 3.2090 | 102.2000 | 102.2000 | 102.2000 | 102.9860 | 14/08/2019 | 20,000 | 20,589.83 | 101.8100 | B | 19/08/2019 | 99.4118 | 104.5000 |
| 200,000 | 1,000.00 | 1,000.00 | 3.50 | 21/03/2022 | 5 | --- | 5 | --- | 1 | O.P.A.P. S.A. (Non Convertible) | 14.8750 | 2.5290 | 101.8100 | 101.9800 | 101.8571 | 101.8150 | 16/08/2019 | 42,000 | 43,404.75 | 101.8000 | B | 19/08/2019 | 101.6071 | 103.5200 |
| 40,000,000 | 1.00 | 1.00 | 5.00 | 04/10/2021 | 5 | --- | 12 | --- | 1 | HOUSEMARKET S.A. (Non Convertible) | 0.0067 | 2.4030 | 104.6100 | 104.6100 | 104.6100 | 105.3800 | 14/08/2019 | 10,000 | 10,527.67 | 104.6500 | B | 19/08/2019 | 101.9500 | 106.0000 |
| 200,000 | 1,000.00 | 1,000.00 | 3.60 | 12/03/2026 | 7 | --- | 1 | --- | 1 | AEGEAN AIRLINES S.A. (Non Convertible) | 16.2000 | 2.5230 | 105.8990 | 105.9790 | 105.9099 | 105.3000 | 14/08/2019 | 75,000 | 80,647.45 | 105.3000 | B | 19/08/2019 | 100.3628 | 107.0000 |

Corporate Bonds Notes

Transactions Volume = (Pieces) * (Nominal Price). Transactions Value = (Pieces) * (Nominal Price) * (price %) + (Accrued interest).

The price of a Bond is stated as a percentage (%) of Bond's Nominal Price.

Nominal Price in Euros (€), except if it is noted differently.

Treasury Bills & Zero Coupon Government Bonds

| Issue Date | 13-Week Maturity | | | | | | | | | 26-Week Maturity | | | | | | | | | 52-Week Maturity | | | | | | | | |
|------------|------------------|--------------|------------------|---------------|-------------|------------------|-----------------|---------------|------|------------------|--------------|------------------|---------------|-------------|------------------|-----------------|---------------|------|------------------|--------------|------------------|---------------|-------------|------------------|-----------------|---------------|------|
| | Exp. Date | Initial Rate | Num Listed Bonds | Nominal price | Issue price | Last Trade Price | Last Trade Date | Volume Traded | Note | Exp. Date | Initial Rate | Num Listed Bonds | Nominal price | Issue price | Last Trade Price | Last Trade Date | Volume Traded | Note | Exp. Date | Initial Rate | Num Listed Bonds | Nominal price | Issue price | Last Trade Price | Last Trade Date | Volume Traded | Note |
| 14/09/2018 | --- | --- | --- | --- | --- | --- | --- | --- | --- | --- | --- | --- | --- | --- | --- | --- | --- | --- | 13/09/2019 | 1.09 | 1,000,000 | 1,000.00 | 989.10 | --- | --- | --- | --- |
| 14/12/2018 | --- | --- | --- | --- | --- | --- | --- | --- | --- | --- | --- | --- | --- | --- | --- | --- | --- | --- | 13/12/2019 | 1.09 | 1,000,000 | 1,000.00 | 989.10 | --- | --- | --- | --- |
| 15/03/2019 | --- | --- | --- | --- | --- | --- | --- | --- | --- | --- | --- | --- | --- | --- | --- | --- | --- | --- | 13/03/2020 | 0.95 | 1,000,000 | 1,000.00 | 990.50 | --- | --- | --- | --- |
| 14/06/2019 | --- | --- | --- | --- | --- | --- | --- | --- | --- | --- | --- | --- | --- | --- | --- | --- | --- | --- | 12/06/2020 | 0.47 | 1,000,000 | 1,000.00 | 995.30 | --- | --- | --- | --- |

| Bonds in Circulation | Currency / Min nominal traded Value | Coupons Payment Date | Current Coupon Value | Note | Coupon | Trading Unit | Issue Date | Duration (years) | Today's Interest | A.I.C in days | Bonds | Last price of previous days | | Last Outcry in Cash (euro) | | | Trades in Pieces | Life min | Life Max |
|---|-------------------------------------|----------------------|----------------------|------|--------|--------------|------------|------------------|------------------|---------------|------------------------|-----------------------------|------------|----------------------------|------------|------------|------------------|----------|----------|
| | | | | | | | | | | | | Price | Buy / Sell | Price | Buy / Sell | Date | | | |
| Corporate Bonds in Foreign Currency and Euro | | | | | | | | | | | | | | | | | | | |
| 103,746 | GBP / 10 | 01/12 | 0.25 | --- | 60 | 1 | 01/12/1930 | 98 | 2.5 | 360 | National Mortgage Bank | 2.27 | 05/02/1996 | 2.27 | S | 05/02/1996 | --- | 2.27 | 2.27 |
| 0 | GBP / 10 | 01/12 | 0.25 | --- | 62 | 1 | 01/12/1928 | 100 | 2.5 | 360 | National Mortgage Bank | --- | --- | --- | --- | --- | --- | --- | --- |

Government Bonds Notes

A.I.C: Accrued Interest Calculation base.

FLR: Floating Interest Rate.

The minimum tradeable Nominal Value for all Demeterialised Government Titles is 100 Euros.

(μτφρ-0)

Athex & ATHEXClear Members List

| Member Name | Stock Market | | | Derivatives Market | | ATHEXClear Member | | | | |
|---|------------------|-----------------|-----|--------------------|---------------|-------------------|-------------|--------------|------------------|-----------------|
| | Address | Phone | Fax | Market Member | Remote Member | Market Maker | Proprietary | Market Maker | General Clearing | Direct Clearing |
| A. SARRIS SECURITIES S.A. | | | | a | | | | | | |
| 6, DRAGATSANIOU ATHINA | +30 2103367700 | 210-3312324 | | | | | | | | |
| ALPHA BANK A.E. | | | | | | | | | a | |
| 40, STADIOU STR ATHINA | (210)-3265546 | (210)-3265811 | | | | | | | | |
| | (210)-3260000 | (210)-3264116 | | | | | | | | |
| 103, AVE. ATHINON ATHINA | +30 2103436820 | 210-3436270 | | | | | | | | |
| ALPHA FINANCE INVESTMENT SERVICES S.A. | | | | a | | a | a | a | | a |
| 5, MERLIN ATHINA | +30 2103677400 | 210-33311193 | | | | | | | | |
| ARGUS STOCKBROKERS LTD | | | | a | a | | a | | | |
| 25, DIMOSTHENI SEVERI AVE NICOSIA | +357 22717000 | 0035722717070 | | | | | | | | |
| ATLANTIC SECURITIES LIMITED | | | | a | a | | | | | |
| 37, PRODROMOU NICOSIA | +357 22445400 | 00357 22661914 | | | | | | | | |
| AXON SECURITIES S.A. | | | | a | | | a | | | |
| 48, STADIOU ATHINA | +30 2103363800 | 210-3243903 | | | | | | | | |
| BETA SECURITIES S.A. | | | | a | | a | a | | | a |
| 29, ALEXANDRAS AVEN. & VRAILA ATHINA | +30 2106478900 | 210-6410139 | | | | | | | | |
| BNP PARIBAS SECURITIES SERVICES | | | | | | | | | a | |
| 2, LAMPSAKOU ATHINA | +30 2107468500 | 210-7468579-581 | | | | | | | | |
| CAPITAL SECURITIES S.A. | | | | a | | | a | | | |
| 58, MITROPOLEOS ATHINA | +30 2103369700 | +30 210 3369820 | | | | | | | | |
| CFS SECURITIES-INVESTMENT SERVICES S.A. | | | | a | | | | | | |
| 3, PAPARRIGOPOULOU ATHINA | +30 2103360800 | +30 210-3360980 | | | | | | | | |
| CITIGROUP GLOBAL MARKET LTD | | | | a | a | | | | | |
| 1, CITIGROUP CENTER, CANADA SQ., CANARY WHARF LONDON | +44 02079864000 | | | | | | | | | |
| CITIGROUP GLOBAL MARKETS EUROPE AG | | | | a | a | | | | | |
| 16, REUTERWEG FRANKFURT | | | | | | | | | | |
| CREDIT SUISSE SECURITIES (EUROPE) LIMITED | | | | a | a | | | | | |
| 1, CABOT SQUARE LONDON | +44 2078888888 | | | | | | | | | |
| CYCLOS SECURITIES S.A. | | | | a | | | a | | | a |
| 39, PANEPISTIMIOU ATHINA | +30 2103364300 | +30 210-3239122 | | | | | | | | |
| DEUTSCHE BANK S.A. | | | | a | a | | a | | | |
| 1, GREAT WINCHESTER STREET LONDON | +44 20 754 54209 | 00441133361437 | | | | | | | | |
| DYNAMIC SECURITIES S.A. | | | | a | | | a | | | a |
| , SYGROU AVENUE 223 & TRALLEON 2 NEA SMYRNI | +30 2103677700 | 210-3677777 | | | | | | | | |
| EUROBANK EQUITIES INVESTMENT FIRM S.A | | | | a | | a | a | a | | a |
| , FILELLINON 10 & XENOFONTOS 13 ATHINA | +30 2103720000 | 210-3720001 | | | | | | | | |
| EUROBANK ERGASIAS S.A. | | | | | | | | | a | |
| 8, OTHONOS ATHINA | +30 2103337000 | 210-3245916 | | | | | | | | |
| 8, OTHONOS STR. ATHINA | (210)-3337000 | (210)-3233866 | | | | | | | | |
| | (210)-3337969 | (210)-3245916 | | | | | | | | |
| EUROCORP INVESTMENT SERVICES S.A. | | | | a | | | a | | | a |
| 14, FILIKIS ETERIAS SQ, ATHINA | +30 2107263500 | 2107263666 | | | | | | | | |
| EUROTRUST INVESTMENT FIRM SA | | | | a | | | | | | |
| 113, SEVASTOUPOLEOS ATHINA | +30 2103363100 | +30 210-3238334 | | | | | | | | |
| EUROXX SECURITIES S.A. | | | | a | | a | a | a | | a |
| 7, PALEOLOGOU CHALANDRI | +30 2106879400 | 210-6879401 | | | | | | | | |
| 7, PALAIOLOGOU CHALANDRI | (210)-6879400 | (210)-6879401 | | | | | | | | |
| G. A. PERVANAS SECURITIES-INVESTMENT SERVICES CO S.A. | | | | a | | | | | | |
| 7-9, SOFOKLEOUS ATHINA | +30 2103727200 | 210-3210-291 | | | | | | | | |
| GLOBAL CAPITAL SECURITIES AND FINANCIAL SERVICES LTD | | | | a | a | | | | | |
| 50, AVE. ARCHIEPISKOPOU MAKARIOU NICOSIA | +357 22710710 | 357 22339332 | | | | | | | | |
| HELLENIC BANK (INVESTMENTS) LTD | | | | | a | | | | | |
| , AVE.KYRIAKOU MATSI 31 - PO BOX 24747 NICOSIA | +357 22500100 | 357 22500110 | | | | | | | | |
| HELLENIC-AMERICAN SECURITIES S.A. | | | | a | | a | a | | | a |
| 27, ANDREA PAPANDEUROU ATHINA | +30 2103311100 | +30 210-3215968 | | | | | | | | |
| HSBC FRANCE | | | | | | | | | a | |
| 109-111, AVE. MESOGION ATHINA | +30 2106960000 | 210-6929336 | | | | | | | | |
| INDEX SECURITIES S.A. | | | | a | | | | | | |
| 6, DRAGATSANIOU ATHINA | +30 2103213920 | +30 210-3213216 | | | | | | | | |
| INVESTMENT BANK OF GREECE S.A. | | | | a | | a | a | a | a | |
| 32, EGIALIAS & PARADISOU MAROUSI | +30 2108173111 | +30 210-6896325 | | | | | | | | |
| J. CHR. MAVRIKIS SECURITIES S.A. | | | | a | | | | | | |
| 5, SOFOKLEOUS ATHINA | +30 2103216730 | 210-3217767 | | | | | | | | |

Athex & ATHEXClear Members List

| Member Name | | | | Stock Market | | | Derivatives Market | | ATHEXClear Member | |
|--|-----------------|-----------------|-----|---------------|---------------|--------------|--------------------|--------------|-------------------|-----------------|
| | Address | Phone | Fax | Market Member | Remote Member | Market Maker | Proprietary | Market Maker | General Clearing | Direct Clearing |
| KAPPA SECURITIES S.A. | | | | a | | | a | | | |
| 15, VALAORITOU ATHINA | +30 2103678600 | +30 210-3641002 | | | | | | | | |
| KARAMANOF SECURITIES AND INVESTMENT SERVICES S.A. | | | | a | | | a | | | |
| 2, SQ. AGION THEODORON ATHINA | +30 2103212947 | +30 210-3217088 | | | | | | | | |
| LAIKI FINANCIAL SERVICES LTD | | | | | a | | | | | |
| 26, AVE. VYRONOS NICOSIA | 357 22367367 | 357 22718567 | | | | | | | | |
| LEON DEPOLAS SECURITIES S.A. | | | | a | | a | a | | | |
| 1, CHRISTOU LADA ATHINA | +30 2103213276 | +30 210-3211618 | | | | | | | | |
| MEGA EQUITY SECURITIES & FINANCIAL SERVICES PUBLIC LTD | | | | a | a | | a | | | |
| 42-44, AVE. GRIVA DIGENI NICOSIA | +357 22711711 | 357 22711811 | | | | | | | | |
| MERIT SECURITIES S.A. | | | | a | | a | a | | | a |
| 5, SOFOKLEOUS ATHINA | +30 2141008800 | 210-3671830 | | | | | | | | |
| MERRILL LYNCH INTERNATIONAL | | | | a | a | | | | | |
| 2, KING EDWARD STREET LONDON | +44 20276281000 | | | | | | | | | |
| N. CHRYSOCHOIDIS STOCK BROKERAGE I.S.S.A. | | | | a | | | a | | | a |
| 7-9, SOFOKLEOUS ATHINA | +30 2103213913 | +30 210-3216115 | | | | | | | | |
| NATIONAL BANK OF GREECE S.A. | | | | a | | a | a | | a | |
| 68, AKADIMIAS STR. ATHINA | (210)-3328817 | (210)-3328678 | | | | | | | | |
| 86, AIOLOU STR. ATHINA | (210)-3341000 | (210)-3228187 | | | | | | | | |
| NATIONAL SECURITIES S.A. | | | | a | | a | a | a | | |
| 66, KIFISIAS AVE, BUILDING A ATHINA | +30 2107720000 | +30 210-7720002 | | | | | | | | |
| NUNTIUS BROKERAGE AND INVESTMENT SERVICES S.A. | | | | a | | | | | | |
| 6, DRAGATSANIOU ATHINA | +30 2103350599 | +30210-3254846 | | | | | | | | |
| ONE PLUS CAPITAL LIMITED | | | | a | a | | | | | |
| , 75 PRODOMOU AVENUE, ONEWORLD PARKVIEW HOUSE, 3RD FLOOR | +30 2122873760 | | | | | | | | | |
| PANTELAKIS SECURITIES S.A. | | | | a | | a | a | a | | |
| 57, ETHNIKIS ANTISTATIS B CHALANDRI | +30 2106965000 | 210-6929550 | | | | | | | | |
| PEGASUS SECURITIES S.A. | | | | a | | | a | | | |
| 17, VALAORITOU & AMERIKIS ATHINA | +30 2103670700 | +30 210-3670760 | | | | | | | | |
| PIRAEUS BANK S.A. | | | | a | | | a | | a | |
| 4, AMERIKIS STR. ATHINA | (210)-3335000 | (210)-3335079 | | | | | | | | |
| 4, AMERIKIS STR ATHINA | (210)-3335918 | (210)-3254207 | | | | | | | | |
| 4, AMERIKIS ATHINA | +30 2103335000 | 210-3335079 | | | | | | | | |
| PIRAEUS SECURITIES S.A. | | | | a | | a | a | a | | a |
| 10, STADIU ATHINA | +30 2103354100 | 210-3354170 | | | | | | | | |
| PROCHOICE SECURITIES LTD | | | | a | a | | | | | |
| 57, SPYROU KYPRIANOY NICOSIA | +357-24-661192 | +357-24-662464 | | | | | | | | |
| SHARELINK SECURITIES-FINANCIAL SERVICES LTD | | | | a | a | | a | | | |
| 6, THEOTOKI MEGARO ELLINA NICOSIA | +357 22554200 | +357 22750852 | | | | | | | | |
| SOCIETE GENERALE S.A. | | | | a | a | | a | | | |
| , 17 COURS VALMY 92987 PUTEAUX - LA DEFENSE PARIS | +33 157290504 | +33142138697 | | | | | | | | |
| SOLIDUS SECURITIES S.A. | | | | a | | | a | | | a |
| 64, LOUIZIS RIANCOUR ATHINA | +30 2106900600 | 210-6985421 | | | | | | | | |
| ST. EM. LAVRENTAKIS SECURITIES S.A. | | | | a | | | a | | | |
| 7-9, SOFOKLEOUS ATHINA | +30 2103213336 | +30 210-3246572 | | | | | | | | |
| THE CYPRUS INVESTMENT & SECURITIES CORPORATION LTD | | | | a | a | | | | | |
| 154, LIMASSOL AVENUE, STROVOLOS NICOSIA | +357 22121700 | 357 22338800 | | | | | | | | |
| UBS LIMITED | | | | | a | | | | | |
| 1, FINSBURY AVENUE LONDON | +44 2075687135 | | | | | | | | | |

List of Stocks under Market Making operations

| Securities | Market Maker | Start Market Making | Stock Category | Suspension Status |
|--------------------------------|--|---------------------|----------------|-------------------|
| S.KANAKIS SA (CR) | BETA SECURITIES S.A. | 01/10/2013 | | |
| ADMIE (IPTO) HOLDING S.A. (CR) | PIRAEUS SECURITIES S.A. | 29/06/2017 | Main Market | |
| ALPHA BANK (CR) | | | Main Market | |
| | ALPHA FINANCE INVESTMENT SERVICES S.A. | 29/02/2016 | | |
| | EUROBANK EQUITIES INVESTMENT FIRM S.A | 24/10/2012 | | |
| | HELLENIC-AMERICAN SECURITIES S.A. | 06/02/2019 | | |
| | LEON DEPOLAS SECURITIES S.A. | 04/01/2016 | | |
| | MERIT SECURITIES S.A | 03/09/2013 | | |
| | NATIONAL SECURITIES S.A | 15/01/2013 | | |
| | PIRAEUS SECURITIES S.A. | 28/05/2013 | | |
| ALUMIL (CR) | | | Main Market | |
| | BETA SECURITIES S.A. | 18/07/2013 | | |
| AS COMPANY SA (CR) | | | Main Market | |
| | EUROBANK EQUITIES INVESTMENT FIRM S.A | 01/04/2019 | | |
| ATTICA BANK S.A. (CR) | | | Main Market | |
| | EUROXX SECURITIES S.A. | 22/01/2016 | | |
| | PIRAEUS SECURITIES S.A. | 20/09/2017 | | |
| ATTICA HOLDINGS (CR) | | | Main Market | |
| | HELLENIC-AMERICAN SECURITIES S.A. | 28/12/2017 | | |
| AUTOHELLAS SA (CR) | | | Main Market | |
| | ALPHA FINANCE INVESTMENT SERVICES S.A. | 01/07/2019 | | |
| | EUROXX SECURITIES S.A. | 02/07/2018 | | |
| AVAX S.A. (CR) | | | Main Market | |
| | EUROBANK EQUITIES INVESTMENT FIRM S.A | 14/12/2015 | | |
| BYTE COMPUTER SA (CR) | | | Main Market | |
| | MERIT SECURITIES S.A | 04/08/2013 | | |
| CC HBC AG (CR) | | | Main Market | |
| | EUROBANK EQUITIES INVESTMENT FIRM S.A | 23/10/2013 | | |
| | NATIONAL SECURITIES S.A | 29/04/2013 | | |
| | PIRAEUS SECURITIES S.A. | 04/05/2015 | | |
| CENERGY HOLDINGS (CB) | | | Main Market | |
| | ALPHA FINANCE INVESTMENT SERVICES S.A. | 02/01/2017 | | |
| | EUROBANK EQUITIES INVESTMENT FIRM S.A | 02/01/2017 | | |
| CNL CAPITAL (CR) | | | Main Market | |
| | MERIT SECURITIES S.A | 01/10/2018 | | |
| EKTER SA (CR) | | | Main Market | |
| | EUROBANK EQUITIES INVESTMENT FIRM S.A | 16/10/2017 | | |
| | LEON DEPOLAS SECURITIES S.A. | 21/05/2018 | | |
| ELASTRON (CR) | | | Main Market | |
| | LEON DEPOLAS SECURITIES S.A. | 20/02/2017 | | |
| ELLAKTOR (CR) | | | Main Market | |
| | ALPHA FINANCE INVESTMENT SERVICES S.A. | 14/03/2019 | | |
| | EUROXX SECURITIES S.A. | 24/09/2018 | | |
| | HELLENIC-AMERICAN SECURITIES S.A. | 14/01/2019 | | |
| | NATIONAL SECURITIES S.A | 25/06/2013 | | |
| | PIRAEUS SECURITIES S.A. | 22/10/2018 | | |
| ELTON SA (CR) | | | Main Market | |
| | BETA SECURITIES S.A. | 03/09/2013 | | |
| | LEON DEPOLAS SECURITIES S.A. | 01/04/2019 | | |
| ELVALHALCOR (CB) | | | Main Market | |
| | ALPHA FINANCE INVESTMENT SERVICES S.A. | 07/05/2018 | | |
| | EUROBANK EQUITIES INVESTMENT FIRM S.A | 07/05/2018 | | |
| EUROBANK ERGASIAS (CR) | | | Main Market | |
| | ALPHA FINANCE INVESTMENT SERVICES S.A. | 08/01/2013 | | |
| | EUROBANK EQUITIES INVESTMENT FIRM S.A | 01/06/2013 | | |
| | HELLENIC-AMERICAN SECURITIES S.A. | 25/07/2014 | | |
| | MERIT SECURITIES S.A | 06/11/2017 | | |
| | NATIONAL SECURITIES S.A | 01/01/2017 | | |
| | PIRAEUS SECURITIES S.A. | 28/09/2013 | | |
| EUROPEAN RELIANCE INSUR. (CR) | | | Main Market | |
| | EUROBANK EQUITIES INVESTMENT FIRM S.A | 08/07/2019 | | |
| | PANTELAKIS SECURITIES S.A. | 15/07/2019 | | |
| EYDAP S.A. (CR) | | | Main Market | |
| | EUROBANK EQUITIES INVESTMENT FIRM S.A | 10/06/2019 | | |

List of Stocks under Market Making operations

| Securities | Market Maker | Start Market Making | Stock Category |
|---------------------------------------|--|---------------------|----------------|
| FOURLIS (CR) | | | Main Market |
| | EUROBANK EQUITIES INVESTMENT FIRM S.A | 01/12/2016 | |
| | EUROXX SECURITIES S.A. | 01/12/2016 | |
| | PIRAEUS SECURITIES S.A. | 06/03/2017 | |
| GEK TERNA (CR) | | | Main Market |
| | HELLENIC-AMERICAN SECURITIES S.A. | 07/09/2015 | |
| GR. SARANTIS S.A. (CR) | | | Main Market |
| | BETA SECURITIES S.A. | 14/05/2013 | |
| | EUROBANK EQUITIES INVESTMENT FIRM S.A | 24/10/2016 | |
| HELLENIC EXCHANGES-A.S.E. (CR) | | | Main Market |
| | NATIONAL SECURITIES S.A | 25/06/2013 | |
| | PIRAEUS SECURITIES S.A. | 04/05/2015 | |
| HELLENIC PETROLEUM (CR) | | | Main Market |
| | HELLENIC-AMERICAN SECURITIES S.A. | 14/09/2015 | |
| | PIRAEUS SECURITIES S.A. | 20/03/2017 | |
| IKTINOS HELLAS SA (CR) | | | Main Market |
| | ALPHA FINANCE INVESTMENT SERVICES S.A. | 01/04/2019 | |
| | EUROBANK EQUITIES INVESTMENT FIRM S.A | 25/02/2019 | |
| | NATIONAL SECURITIES S.A | 24/07/2019 | |
| INTERCONTINENTAL (CR) | | | Main Market |
| | LEON DEPOLAS SECURITIES S.A. | 03/06/2019 | |
| INTRACOM HOLDINGS (CR) | | | Main Market |
| | ALPHA FINANCE INVESTMENT SERVICES S.A. | 03/08/2018 | |
| | LEON DEPOLAS SECURITIES S.A. | 08/10/2018 | |
| INTRALOT (CR) | | | Main Market |
| | EUROBANK EQUITIES INVESTMENT FIRM S.A | 18/12/2017 | |
| | EUROXX SECURITIES S.A. | 12/06/2017 | |
| | HELLENIC-AMERICAN SECURITIES S.A. | 30/05/2018 | |
| | PANTELAKIS SECURITIES S.A. | 07/05/2018 | |
| | PIRAEUS SECURITIES S.A. | 28/09/2013 | |
| JUMBO SA (CR) | | | Main Market |
| | MERIT SECURITIES S.A | 06/11/2017 | |
| | PIRAEUS SECURITIES S.A. | 06/03/2017 | |
| KLOUKINAS - LAPPAS SA (CR) | | | Main Market |
| | BETA SECURITIES S.A. | 22/09/2014 | |
| KRI-KRI S.A. (CR) | | | Main Market |
| | EUROBANK EQUITIES INVESTMENT FIRM S.A | 07/05/2018 | |
| | LEON DEPOLAS SECURITIES S.A. | 16/01/2017 | |
| LAMDA DEVELOPMENT SA (CR) | | | Main Market |
| | EUROBANK EQUITIES INVESTMENT FIRM S.A | 08/12/2014 | |
| | PANTELAKIS SECURITIES S.A. | 06/11/2017 | |
| | PIRAEUS SECURITIES S.A. | 29/06/2017 | |
| LAMPASA HOTEL SA (CR) | | | Main Market |
| | LEON DEPOLAS SECURITIES S.A. | 16/01/2017 | |
| MARFIN INVESTMENT GROUP (CR) | | | Main Market |
| | PIRAEUS SECURITIES S.A. | 02/02/2013 | |
| MLS MULTIMEDIA SA (CR) | | | Main Market |
| | HELLENIC-AMERICAN SECURITIES S.A. | 07/12/2015 | |
| | PIRAEUS SECURITIES S.A. | 01/08/2019 | |
| MOTOR OIL (CR) | | | Main Market |
| | HELLENIC-AMERICAN SECURITIES S.A. | 01/09/2014 | |
| | LEON DEPOLAS SECURITIES S.A. | 01/04/2019 | |
| | MERIT SECURITIES S.A | 25/02/2019 | |
| | NATIONAL SECURITIES S.A | 17/02/2014 | |
| | PIRAEUS SECURITIES S.A. | 04/05/2015 | |
| MYTILINEOS HOLDINGS (CR) | | | Main Market |
| | ALPHA FINANCE INVESTMENT SERVICES S.A. | 15/04/2019 | |
| | EUROBANK EQUITIES INVESTMENT FIRM S.A | 20/09/2017 | |
| | MERIT SECURITIES S.A | 25/02/2019 | |
| | NATIONAL SECURITIES S.A | 25/06/2013 | |
| | PIRAEUS SECURITIES S.A. | 04/05/2015 | |
| NATIONAL BANK (CR) | | | Main Market |
| | ALPHA FINANCE INVESTMENT SERVICES S.A. | 08/01/2013 | |
| | EUROBANK EQUITIES INVESTMENT FIRM S.A | 24/10/2012 | |
| | HELLENIC-AMERICAN SECURITIES S.A. | 25/07/2014 | |
| | LEON DEPOLAS SECURITIES S.A. | 20/04/2015 | |
| | MERIT SECURITIES S.A | 03/09/2013 | |
| | NATIONAL SECURITIES S.A | 28/02/2013 | |
| | PIRAEUS SECURITIES S.A. | 08/09/2013 | |

List of Stocks under Market Making operations

| Securities | Market Maker | Start Market Making | Stock Category |
|--|--|---------------------|----------------|
| OPAP (CR) | | | |
| | ALPHA FINANCE INVESTMENT SERVICES S.A. | 08/01/2013 | Main Market |
| | EUROBANK EQUITIES INVESTMENT FIRM S.A | 24/10/2012 | |
| | HELLENIC-AMERICAN SECURITIES S.A. | 25/07/2014 | |
| | MERIT SECURITIES S.A | 20/03/2017 | |
| | NATIONAL SECURITIES S.A | 15/01/2013 | |
| | PIRAEUS SECURITIES S.A. | 04/05/2015 | |
| OTE (CR) | | | |
| | ALPHA FINANCE INVESTMENT SERVICES S.A. | 08/01/2013 | Main Market |
| | EUROBANK EQUITIES INVESTMENT FIRM S.A | 24/10/2012 | |
| | HELLENIC-AMERICAN SECURITIES S.A. | 25/07/2014 | |
| | LEON DEPOLAS SECURITIES S.A. | 01/04/2019 | |
| | MERIT SECURITIES S.A | 20/03/2017 | |
| | NATIONAL SECURITIES S.A | 01/12/2012 | |
| | PIRAEUS SECURITIES S.A. | 08/09/2013 | |
| P.P.A. S.A. (CR) | | | |
| | EUROBANK EQUITIES INVESTMENT FIRM S.A | 06/02/2019 | Main Market |
| PAPOUTSANIS (CR) | | | |
| | ALPHA FINANCE INVESTMENT SERVICES S.A. | 19/11/2018 | Main Market |
| | BETA SECURITIES S.A. | 25/11/2013 | |
| PETROPOULOS PETROS (CR) | | | |
| | EUROBANK EQUITIES INVESTMENT FIRM S.A | 01/04/2019 | Main Market |
| PIRAEUS BANK (CR) | | | |
| | ALPHA FINANCE INVESTMENT SERVICES S.A. | 15/04/2019 | Main Market |
| | EUROBANK EQUITIES INVESTMENT FIRM S.A | 23/10/2012 | |
| | EUROXX SECURITIES S.A. | 15/02/2016 | |
| | HELLENIC-AMERICAN SECURITIES S.A. | 14/01/2019 | |
| | MERIT SECURITIES S.A | 16/09/2013 | |
| | NATIONAL SECURITIES S.A | 02/06/2013 | |
| | PIRAEUS SECURITIES S.A. | 16/02/2013 | |
| PLAISIO COMPUTERS SA (CR) | | | |
| | BETA SECURITIES S.A. | 05/05/2014 | Main Market |
| | EUROBANK EQUITIES INVESTMENT FIRM S.A | 02/03/2015 | |
| PPC (CR) | | | |
| | ALPHA FINANCE INVESTMENT SERVICES S.A. | 23/07/2018 | Main Market |
| | ALPHA FINANCE INVESTMENT SERVICES S.A. | 08/01/2013 | |
| | EUROBANK EQUITIES INVESTMENT FIRM S.A | 23/10/2012 | |
| | MERIT SECURITIES S.A | 06/11/2017 | |
| | NATIONAL SECURITIES S.A | 26/03/2013 | |
| | PIRAEUS SECURITIES S.A. | 28/09/2013 | |
| PROFILE SA (CR) | | | |
| | PANTELAKIS SECURITIES S.A. | 01/07/2019 | Main Market |
| QUALITY & RELIABILITY SA (CR) | | | |
| | BETA SECURITIES S.A. | 20/08/2014 | Main Market |
| QUEST HOLDINGS (CR) | | | |
| | BETA SECURITIES S.A. | 26/03/2018 | Main Market |
| | EUROBANK EQUITIES INVESTMENT FIRM S.A | 28/01/2019 | |
| THRACE PLASTICS SA (CR) | | | |
| | ALPHA FINANCE INVESTMENT SERVICES S.A. | 26/03/2018 | Main Market |
| | EUROBANK EQUITIES INVESTMENT FIRM S.A | 26/03/2018 | |
| VIOHALCO SA/NV (CB) | | | |
| | ALPHA FINANCE INVESTMENT SERVICES S.A. | 17/02/2014 | Main Market |
| | EUROBANK EQUITIES INVESTMENT FIRM S.A | 01/01/2017 | |
| | MERIT SECURITIES S.A | 17/03/2014 | |

| Underlying Asset | | | | Derivatives Market | | | | | | | | | | | | | |
|-----------------------------|-----------|---------------|--------|--------------------|------------|-----------|-----------|------------|---------------|----------|----------|---------------|-----------|----------|--------|--------|---------------|
| Price max | Price min | Closing price | change | Delivery Month | Open price | Price max | Price min | Last price | Closing price | Last Bid | Last Ask | Fixing price* | Life high | Life low | Trades | Volume | Open Interest |
| FTSE/Athex Large Cap | | | | | | | | | | | | | | | | | |
| 2,041.69 | 1,948.91 | 2,032.49 | 4.29% | September 2019 | 1,985.00 | 2,048.75 | 1,980.00 | 2,040.00 | 2,040.00 | --- | --- | | 2,258.00 | --- | 387 | 1,832 | 15,337 |
| | | | | October 2019 | 1,978.50 | 2,047.00 | 1,978.50 | 2,040.00 | 2,040.00 | --- | --- | | 2,094.00 | --- | 34 | 295 | 328 |
| | | | | November 2019 | --- | --- | --- | --- | 1,958.75 | --- | --- | | --- | --- | --- | --- | --- |
| | | | | December 2019 | --- | --- | --- | --- | 1,962.50 | --- | --- | | --- | --- | --- | --- | --- |
| | | | | March 2020 | --- | --- | --- | --- | 1,972.50 | --- | --- | | --- | --- | --- | --- | --- |
| | | | | June 2020 | --- | --- | --- | --- | 1,982.25 | --- | --- | | --- | --- | --- | --- | --- |

(Trade Unit: 1 Index Point x 2E, Cash Settlement)

Derivatives notes

Fixing prices and final open positions can be retrieved from the following path <http://www.helex.gr/el/web/guest/statistics-end-of-day-derivatives>

| Underlying Asset | | | | | Derivatives Market | | | | | | | | | | | | |
|--|-----------|---------------|--------|----------------|--------------------|-----------|-----------|------------|---------------|----------|----------|---------------|-----------|----------|--------|--------|---------------|
| Price max | Price min | Closing price | change | Delivery Month | Open price | Price max | Price min | Last price | Closing price | Last Bid | Last Ask | Fixing price* | Life high | Life low | Trades | Volume | Open Interest |
| ADMIE (IPTO) HOLDING S.A. (CR) | | | | | | | | | | | | | | | | | |
| (Contract Size: 100 Securities, Physical Delivery) | | | | | | | | | | | | | | | | | |
| 2.045 | 1.944 | 2.035 | 4.47% | September 2019 | 1.97 | 2.05 | 1.97 | 2.04 | 2.04 | --- | --- | --- | 2.22 | --- | 39 | 200 | 6,842 |
| --- | --- | --- | --- | December 2019 | --- | --- | --- | --- | 1.96 | --- | --- | --- | --- | --- | --- | --- | --- |
| --- | --- | --- | --- | March 2020 | --- | --- | --- | --- | 1.97 | --- | --- | --- | --- | --- | --- | --- | --- |
| --- | --- | --- | --- | June 2020 | --- | --- | --- | --- | 1.98 | --- | --- | --- | --- | --- | --- | --- | --- |
| ALPHA BANK (CR) | | | | | | | | | | | | | | | | | |
| (Contract Size: 100 Securities, Physical Delivery) | | | | | | | | | | | | | | | | | |
| 1.461 | 1.379 | 1.45 | 8.13% | September 2019 | 1.38 | 1.47 | 1.37 | 1.45 | 1.45 | --- | --- | --- | 1.92 | --- | 339 | 3,184 | 63,271 |
| --- | --- | --- | --- | December 2019 | --- | --- | --- | --- | 1.35 | --- | --- | --- | --- | --- | --- | --- | --- |
| --- | --- | --- | --- | March 2020 | --- | --- | --- | --- | 1.36 | --- | --- | --- | --- | --- | --- | --- | --- |
| --- | --- | --- | --- | June 2020 | --- | --- | --- | --- | 1.36 | --- | --- | --- | --- | --- | --- | --- | --- |
| ATTICA BANK S.A. (CR) | | | | | | | | | | | | | | | | | |
| (Contract Size: 100 Securities, Physical Delivery) | | | | | | | | | | | | | | | | | |
| 0.42 | 0.3865 | 0.42 | 11.11% | September 2019 | 0.400 | 0.418 | 0.400 | 0.418 | 0.418 | --- | --- | --- | 0.616 | --- | 15 | 39 | 7,863 |
| --- | --- | --- | --- | December 2019 | --- | --- | --- | --- | 0.381 | --- | --- | --- | --- | --- | --- | --- | --- |
| --- | --- | --- | --- | March 2020 | --- | --- | --- | --- | 0.383 | --- | --- | --- | --- | --- | --- | --- | --- |
| --- | --- | --- | --- | June 2020 | --- | --- | --- | --- | 0.384 | --- | --- | --- | --- | --- | --- | --- | --- |
| CC HBC AG (CR) | | | | | | | | | | | | | | | | | |
| (Contract Size: 100 Securities, Physical Delivery) | | | | | | | | | | | | | | | | | |
| 30 | 29.68 | 29.93 | 1.22% | September 2019 | 29.98 | 30.00 | 29.98 | 30.00 | 30.00 | --- | --- | --- | 33.35 | --- | 2 | 2 | 279 |
| --- | --- | --- | --- | December 2019 | 30.39 | 30.39 | 29.75 | 29.75 | 29.75 | --- | --- | --- | 30.39 | --- | 2 | 4 | --- |
| --- | --- | --- | --- | March 2020 | --- | --- | --- | --- | 29.93 | --- | --- | --- | --- | --- | --- | --- | --- |
| --- | --- | --- | --- | June 2020 | --- | --- | --- | --- | 30.08 | --- | --- | --- | --- | --- | --- | --- | --- |
| CENERGY HOLDINGS (CB) | | | | | | | | | | | | | | | | | |
| (Contract Size: 100 Securities, Physical Delivery) | | | | | | | | | | | | | | | | | |
| 1.394 | 1.34 | 1.386 | 4.05% | September 2019 | 1.37 | 1.41 | 1.37 | 1.41 | 1.41 | --- | --- | --- | 1.63 | --- | 45 | 248 | 9,428 |
| --- | --- | --- | --- | December 2019 | --- | --- | --- | --- | 1.34 | --- | --- | --- | 1.39 | --- | --- | --- | 1 |
| --- | --- | --- | --- | March 2020 | --- | --- | --- | --- | 1.35 | --- | --- | --- | --- | --- | --- | --- | --- |
| --- | --- | --- | --- | June 2020 | --- | --- | --- | --- | 1.35 | --- | --- | --- | --- | --- | --- | --- | --- |
| ELLAKTOR (CR) | | | | | | | | | | | | | | | | | |
| (Contract Size: 100 Securities, Physical Delivery) | | | | | | | | | | | | | | | | | |
| 2.19 | 2.05 | 2.15 | 6.97% | September 2019 | 2.08 | 2.19 | 2.08 | 2.17 | 2.17 | --- | --- | --- | 2.32 | --- | 216 | 1,019 | 9,304 |
| --- | --- | --- | --- | December 2019 | --- | --- | --- | --- | 2.02 | --- | --- | --- | --- | --- | --- | --- | --- |
| --- | --- | --- | --- | March 2020 | --- | --- | --- | --- | 2.03 | --- | --- | --- | --- | --- | --- | --- | --- |
| --- | --- | --- | --- | June 2020 | --- | --- | --- | --- | 2.04 | --- | --- | --- | --- | --- | --- | --- | --- |
| EUROBANK ERGASIAS (CR) | | | | | | | | | | | | | | | | | |
| (Contract Size: 100 Securities, Physical Delivery) | | | | | | | | | | | | | | | | | |
| 0.7035 | 0.653 | 0.6945 | 8.69% | September 2019 | 0.665 | 0.708 | 0.660 | 0.700 | 0.700 | --- | --- | --- | 0.911 | --- | 338 | 4,537 | 49,307 |
| --- | --- | --- | --- | December 2019 | --- | --- | --- | --- | 0.643 | --- | --- | --- | --- | --- | --- | --- | --- |
| --- | --- | --- | --- | March 2020 | --- | --- | --- | --- | 0.647 | --- | --- | --- | --- | --- | --- | --- | --- |
| --- | --- | --- | --- | June 2020 | --- | --- | --- | --- | 0.650 | --- | --- | --- | --- | --- | --- | --- | --- |

Derivatives notes

Fixing prices and final open positions can be retrieved from the following path <http://www.helex.gr/el/web/guest/statistics-end-of-day-derivatives>

| Underlying Asset | | | | Derivatives Market | | | | | | | | | | | | | |
|---------------------------------------|-----------|---------------|--------|--|------------|-----------|-----------|------------|---------------|----------|----------|---------------|-----------|----------|--------|--------|---------------|
| Price max | Price min | Closing price | change | Delivery Month | Open price | Price max | Price min | Last price | Closing price | Last Bid | Last Ask | Fixing price* | Life high | Life low | Trades | Volume | Open Interest |
| EYDAP S.A. (CR) | | | | (Contract Size: 100 Securities, Physical Delivery) | | | | | | | | | | | | | |
| 8.1 | 7.78 | 8.04 | 3.34% | September 2019 | 7.90 | 8.04 | 7.87 | 8.04 | 8.04 | --- | --- | --- | 8.36 | --- | 14 | 31 | 364 |
| | | | | December 2019 | --- | --- | --- | --- | 7.83 | --- | --- | --- | --- | --- | --- | --- | --- |
| | | | | March 2020 | --- | --- | --- | --- | 7.87 | --- | --- | --- | --- | --- | --- | --- | --- |
| | | | | June 2020 | --- | --- | --- | --- | 7.91 | --- | --- | --- | --- | --- | --- | --- | --- |
| FOURLIS (CR) | | | | (Contract Size: 102 Securities, Physical Delivery) | | | | | | | | | | | | | |
| 5.35 | 5.05 | 5.3 | 6.00% | September 2019 | 5.11 | 5.32 | 5.11 | 5.32 | 5.32 | --- | --- | --- | 5.80 | --- | 19 | 82 | 411 |
| | | | | December 2019 | --- | --- | --- | --- | 5.04 | --- | --- | --- | --- | --- | --- | --- | --- |
| | | | | March 2020 | --- | --- | --- | --- | 5.06 | --- | --- | --- | --- | --- | --- | --- | --- |
| | | | | June 2020 | --- | --- | --- | --- | 5.09 | --- | --- | --- | --- | --- | --- | --- | --- |
| GEK TERNA (CR) | | | | (Contract Size: 100 Securities, Physical Delivery) | | | | | | | | | | | | | |
| 6.31 | 5.95 | 6.26 | 5.21% | September 2019 | 6.04 | 6.31 | 6.04 | 6.28 | 6.28 | --- | --- | --- | 7.01 | --- | 60 | 215 | 8,568 |
| | | | | December 2019 | --- | --- | --- | --- | 5.99 | --- | --- | --- | 6.74 | --- | --- | --- | --- |
| | | | | March 2020 | --- | --- | --- | --- | 6.02 | --- | --- | --- | --- | --- | --- | --- | --- |
| | | | | June 2020 | --- | --- | --- | --- | 6.05 | --- | --- | --- | --- | --- | --- | --- | --- |
| HELLENIC EXCHANGES-A.S.E. (CR) | | | | (Contract Size: 102 Securities, Physical Delivery) | | | | | | | | | | | | | |
| 4.6 | 4.32 | 4.56 | 6.29% | September 2019 | 4.40 | 4.56 | 4.40 | 4.55 | 4.55 | --- | --- | --- | 4.89 | 4.26 | 24 | 86 | 2,872 |
| | | | | December 2019 | --- | --- | --- | --- | 4.32 | --- | --- | --- | --- | --- | --- | --- | 2 |
| | | | | March 2020 | --- | --- | --- | --- | 4.34 | --- | --- | --- | --- | --- | --- | --- | --- |
| | | | | June 2020 | --- | --- | --- | --- | 4.36 | --- | --- | --- | --- | --- | --- | --- | --- |
| HELLENIC PETROLEUM (CR) | | | | (Contract Size: 100 Securities, Physical Delivery) | | | | | | | | | | | | | |
| 9.4 | 8.9 | 9.34 | 5.18% | September 2019 | 9.18 | 9.37 | 9.18 | 9.32 | 9.32 | --- | --- | --- | 9.58 | --- | 30 | 107 | 2,070 |
| | | | | December 2019 | --- | --- | --- | --- | 8.94 | --- | --- | --- | --- | --- | --- | --- | --- |
| | | | | March 2020 | --- | --- | --- | --- | 8.99 | --- | --- | --- | --- | --- | --- | --- | --- |
| | | | | June 2020 | --- | --- | --- | --- | 9.03 | --- | --- | --- | --- | --- | --- | --- | --- |
| INTRACOM HOLDINGS (CR) | | | | (Contract Size: 100 Securities, Physical Delivery) | | | | | | | | | | | | | |
| 0.967 | 0.9 | 0.949 | 8.83% | September 2019 | 0.908 | 0.965 | 0.908 | 0.965 | 0.965 | --- | --- | --- | 1.24 | --- | 10 | 39 | 4,572 |
| | | | | December 2019 | --- | --- | --- | --- | 0.878 | --- | --- | --- | --- | --- | --- | --- | --- |
| | | | | March 2020 | --- | --- | --- | --- | 0.883 | --- | --- | --- | --- | --- | --- | --- | --- |
| | | | | June 2020 | --- | --- | --- | --- | 0.887 | --- | --- | --- | --- | --- | --- | --- | --- |
| INTRALOT (CR) | | | | (Contract Size: 100 Securities, Physical Delivery) | | | | | | | | | | | | | |
| 0.502 | 0.468 | 0.5 | 4.49% | September 2019 | 0.492 | 0.512 | 0.491 | 0.508 | 0.508 | --- | --- | --- | 0.580 | --- | 47 | 725 | 5,412 |
| | | | | December 2019 | --- | --- | --- | --- | 0.482 | --- | --- | --- | --- | --- | --- | --- | --- |
| | | | | March 2020 | --- | --- | --- | --- | 0.484 | --- | --- | --- | --- | --- | --- | --- | --- |
| | | | | June 2020 | --- | --- | --- | --- | 0.487 | --- | --- | --- | --- | --- | --- | --- | --- |

Derivatives notes

Fixing prices and final open positions can be retrieved from the following path <http://www.helex.gr/el/web/guest/statistics-end-of-day-derivatives>

| Underlying Asset | | | | Derivatives Market | | | | | | | | | | | | | |
|-------------------------------------|-----------|---------------|--------|--|------------|-----------|-----------|------------|---------------|----------|----------|---------------|-----------|----------|--------|--------|---------------|
| Price max | Price min | Closing price | change | Delivery Month | Open price | Price max | Price min | Last price | Closing price | Last Bid | Last Ask | Fixing price* | Life high | Life low | Trades | Volume | Open Interest |
| JUMBO SA (CR) | | | | (Contract Size: 100 Securities, Physical Delivery) | | | | | | | | | | | | | |
| 16.24 | 15.08 | 15.98 | 6.68% | September 2019 | 15.20 | 16.20 | 15.20 | 15.92 | 15.92 | --- | --- | --- | 18.80 | --- | 72 | 242 | 793 |
| | | | | December 2019 | --- | --- | --- | --- | 15.08 | --- | --- | --- | 16.75 | --- | --- | --- | 13 |
| | | | | March 2020 | --- | --- | --- | --- | 15.16 | --- | --- | --- | --- | --- | --- | --- | --- |
| | | | | June 2020 | --- | --- | --- | --- | 15.24 | --- | --- | --- | --- | --- | --- | --- | --- |
| LAMDA DEVELOPMENT SA (CR) | | | | (Contract Size: 100 Securities, Physical Delivery) | | | | | | | | | | | | | |
| 8.9 | 8.4 | 8.82 | 5.00% | September 2019 | 8.65 | 8.94 | 8.65 | 8.94 | 8.94 | --- | --- | --- | 10.15 | --- | 50 | 127 | 2,311 |
| | | | | December 2019 | --- | --- | --- | --- | 8.46 | --- | --- | --- | --- | --- | --- | --- | --- |
| | | | | March 2020 | --- | --- | --- | --- | 8.50 | --- | --- | --- | --- | --- | --- | --- | --- |
| | | | | June 2020 | --- | --- | --- | --- | 8.54 | --- | --- | --- | --- | --- | --- | --- | --- |
| MARFIN INVESTMENT GROUP (CR) | | | | (Contract Size: 100 Securities, Physical Delivery) | | | | | | | | | | | | | |
| 0.1348 | 0.128 | 0.1348 | 7.84% | September 2019 | 0.130 | 0.137 | 0.130 | 0.137 | 0.137 | --- | --- | --- | 0.162 | --- | 95 | 2,202 | 83,764 |
| | | | | December 2019 | --- | --- | --- | --- | 0.126 | --- | --- | --- | --- | --- | --- | --- | --- |
| | | | | March 2020 | --- | --- | --- | --- | 0.127 | --- | --- | --- | --- | --- | --- | --- | --- |
| | | | | June 2020 | --- | --- | --- | --- | 0.127 | --- | --- | --- | --- | --- | --- | --- | --- |
| MOTOR OIL (CR) | | | | (Contract Size: 100 Securities, Physical Delivery) | | | | | | | | | | | | | |
| 21.46 | 20.4 | 21.2 | 3.92% | September 2019 | 20.78 | 21.48 | 20.78 | 21.47 | 21.47 | --- | --- | --- | 24.27 | --- | 17 | 27 | 449 |
| | | | | December 2019 | --- | --- | --- | --- | 20.54 | --- | --- | --- | --- | --- | --- | --- | --- |
| | | | | March 2020 | --- | --- | --- | --- | 20.65 | --- | --- | --- | --- | --- | --- | --- | --- |
| | | | | June 2020 | --- | --- | --- | --- | 20.75 | --- | --- | --- | --- | --- | --- | --- | --- |
| MYTILINEOS HOLDINGS (CR) | | | | (Contract Size: 100 Securities, Physical Delivery) | | | | | | | | | | | | | |
| 10.04 | 9.635 | 9.985 | 3.63% | September 2019 | 9.85 | 10.12 | 9.80 | 10.12 | 10.12 | --- | --- | --- | 11.47 | --- | 135 | 446 | 11,442 |
| | | | | December 2019 | --- | --- | --- | --- | 9.70 | --- | --- | --- | --- | --- | --- | --- | --- |
| | | | | March 2020 | --- | --- | --- | --- | 9.75 | --- | --- | --- | --- | --- | --- | --- | --- |
| | | | | June 2020 | --- | --- | --- | --- | 9.80 | --- | --- | --- | --- | --- | --- | --- | --- |
| NATIONAL BANK (CR) | | | | (Contract Size: 100 Securities, Physical Delivery) | | | | | | | | | | | | | |
| 2.178 | 2.02 | 2.161 | 9.92% | September 2019 | 1.98 | 2.18 | 1.98 | 2.16 | 2.16 | --- | --- | --- | 2.68 | --- | 513 | 6,565 | 52,754 |
| | | | | December 2019 | 2.11 | 2.17 | 2.11 | 2.17 | 2.17 | --- | --- | --- | 2.17 | --- | 11 | 17 | 6 |
| | | | | March 2020 | --- | --- | --- | --- | 1.99 | --- | --- | --- | --- | --- | --- | --- | --- |
| | | | | June 2020 | --- | --- | --- | --- | 2.00 | --- | --- | --- | --- | --- | --- | --- | --- |
| OPAP (CR) | | | | (Contract Size: 100 Securities, Physical Delivery) | | | | | | | | | | | | | |
| 9.765 | 9.31 | 9.615 | 3.28% | September 2019 | 9.49 | 9.75 | 9.49 | 9.71 | 9.71 | --- | --- | --- | 10.44 | --- | 41 | 149 | 4,323 |
| | | | | December 2019 | --- | --- | --- | --- | 9.38 | --- | --- | --- | --- | --- | --- | --- | --- |
| | | | | March 2020 | --- | --- | --- | --- | 9.42 | --- | --- | --- | --- | --- | --- | --- | --- |
| | | | | June 2020 | --- | --- | --- | --- | 9.47 | --- | --- | --- | --- | --- | --- | --- | --- |

Derivatives notes

Fixing prices and final open positions can be retrieved from the following path <http://www.helex.gr/el/web/guest/statistics-end-of-day-derivatives>

| Underlying Asset | | | | Derivatives Market | | | | | | | | | | | | | |
|----------------------------|-----------|---------------|--------|--|------------|-----------|-----------|------------|---------------|----------|----------|---------------|-----------|----------|--------|--------|---------------|
| Price max | Price min | Closing price | change | Delivery Month | Open price | Price max | Price min | Last price | Closing price | Last Bid | Last Ask | Fixing price* | Life high | Life low | Trades | Volume | Open Interest |
| OTE (CR) | | | | (Contract Size: 100 Securities, Physical Delivery) | | | | | | | | | | | | | |
| 12.16 | 11.93 | 12.02 | 1.01% | September 2019 | 12.09 | 12.20 | 12.01 | 12.12 | 12.12 | --- | --- | --- | 12.90 | --- | 33 | 152 | 3,478 |
| | | | | December 2019 | --- | --- | --- | --- | 11.98 | --- | --- | --- | 12.62 | --- | --- | --- | 10 |
| | | | | March 2020 | --- | --- | --- | --- | 12.04 | --- | --- | --- | --- | --- | --- | --- | --- |
| | | | | June 2020 | --- | --- | --- | --- | 12.10 | --- | --- | --- | --- | --- | --- | --- | --- |
| P.P.A. S.A. (CR) | | | | (Contract Size: 100 Securities, Physical Delivery) | | | | | | | | | | | | | |
| 22.8 | 22 | 22.7 | 2.71% | September 2019 | 22.44 | 22.49 | 22.17 | 22.17 | 22.17 | --- | --- | --- | 24.90 | --- | 5 | 10 | 701 |
| | | | | December 2019 | 22.35 | 22.35 | 22.35 | 22.35 | 22.35 | --- | --- | --- | 22.97 | --- | 1 | 21 | 31 |
| | | | | March 2020 | --- | --- | --- | --- | 22.37 | --- | --- | --- | --- | --- | --- | --- | --- |
| | | | | June 2020 | --- | --- | --- | --- | 22.48 | --- | --- | --- | --- | --- | --- | --- | --- |
| PIRAEUS BANK (CR) | | | | (Contract Size: 100 Securities, Physical Delivery) | | | | | | | | | | | | | |
| 2.522 | 2.38 | 2.522 | 8.90% | September 2019 | 2.41 | 2.54 | 2.41 | 2.53 | 2.53 | --- | --- | --- | 3.33 | --- | 386 | 2,557 | 23,724 |
| | | | | December 2019 | --- | --- | --- | --- | 2.33 | --- | --- | --- | --- | --- | --- | --- | --- |
| | | | | March 2020 | --- | --- | --- | --- | 2.34 | --- | --- | --- | --- | --- | --- | --- | --- |
| | | | | June 2020 | --- | --- | --- | --- | 2.36 | --- | --- | --- | --- | --- | --- | --- | --- |
| PPC (CR) | | | | (Contract Size: 100 Securities, Physical Delivery) | | | | | | | | | | | | | |
| 2.578 | 2.46 | 2.538 | 4.79% | September 2019 | 2.47 | 2.59 | 2.47 | 2.55 | 2.55 | --- | --- | --- | 2.94 | --- | 232 | 1,637 | 15,025 |
| | | | | December 2019 | --- | --- | --- | --- | 2.44 | --- | --- | --- | --- | --- | --- | --- | --- |
| | | | | March 2020 | --- | --- | --- | --- | 2.45 | --- | --- | --- | --- | --- | --- | --- | --- |
| | | | | June 2020 | --- | --- | --- | --- | 2.46 | --- | --- | --- | --- | --- | --- | --- | --- |
| TERNA ENERGY (CR) | | | | (Contract Size: 100 Securities, Physical Delivery) | | | | | | | | | | | | | |
| 7.04 | 6.55 | 7 | 6.87% | September 2019 | 6.64 | 7.00 | 6.64 | 7.00 | 7.00 | --- | --- | --- | 7.50 | --- | 83 | 252 | 5,533 |
| | | | | December 2019 | --- | --- | --- | --- | 6.60 | --- | --- | --- | 1.42 | --- | --- | --- | --- |
| | | | | March 2020 | --- | --- | --- | --- | 6.63 | --- | --- | --- | --- | --- | --- | --- | --- |
| | | | | June 2020 | --- | --- | --- | --- | 6.66 | --- | --- | --- | --- | --- | --- | --- | --- |
| VIOHALCO SA/NV (CB) | | | | (Contract Size: 100 Securities, Physical Delivery) | | | | | | | | | | | | | |
| 3.955 | 3.62 | 3.915 | 9.51% | September 2019 | 3.70 | 3.94 | 3.70 | 3.94 | 3.94 | --- | --- | --- | 4.45 | --- | 97 | 299 | 6,193 |
| | | | | December 2019 | 3.82 | 3.86 | 3.82 | 3.86 | 3.86 | --- | --- | --- | 3.91 | --- | 4 | 54 | 64 |
| | | | | March 2020 | --- | --- | --- | --- | 3.62 | --- | --- | --- | --- | --- | --- | --- | --- |
| | | | | June 2020 | --- | --- | --- | --- | 3.64 | --- | --- | --- | --- | --- | --- | --- | --- |

Derivatives notes

Fixing prices and final open positions can be retrieved from the following path <http://www.helex.gr/el/web/guest/statistics-end-of-day-derivatives>

ALPHA BANK (CR)

(Contract Size: 100 Securities, Exercise Style: American, Physical Delivery)

| Call Options | | | | | | | | | | | | | | | | Put Options | | | | | | | | | | | | | | | | | | | | |
|-------------------|----------------|-----------|-----------|------------|---------------|--------|---------------|------------|-----------|-----------|------------|---------------|--------------|---------------|----------------|---------------|------------|-----------|-----------|------------|---------------|--------|---------------|------------|-----------|-----------|--------------|---------------|----------------|--------|---------------|--------|---------------|--|--|---|
| Exercise Price | September 2019 | | | | | | October 2019 | | | | | | Other Months | | September 2019 | | | | | | October 2019 | | | | | | Other Months | | Exercise Price | | | | | | | |
| | Open price | Price max | Price min | Last price | Closing price | Volume | Open Interest | Open price | Price max | Price min | Last price | Closing price | Volume | Open Interest | Volume | Open Interest | Open price | Price max | Price min | Last price | Closing price | Volume | Open Interest | Open price | Price max | Price min | Last price | Closing price | | Volume | Open Interest | Volume | Open Interest | | | |
| 0.600 | 0.000 | 0.000 | 0.000 | 0.741 | - | - | | | | | | | | | | 0.000 | 0.000 | 0.000 | 0.001 | - | - | | | | | | | | | | | 0.006 | | | | |
| 0.650 | 0.000 | 0.000 | 0.000 | 0.691 | - | - | | | | | | | | | | 0.000 | 0.000 | 0.000 | 0.001 | - | - | | | | | | | | | | | 0.007 | | | | |
| 0.700 | 0.000 | 0.000 | 0.000 | 0.641 | - | - | | | | | | | | | | 0.000 | 0.000 | 0.000 | 0.001 | - | - | | | | | | | | | | | 0.007 | | | | |
| 0.750 | 0.000 | 0.000 | 0.000 | 0.591 | - | - | | | | | | | | | | 0.000 | 0.000 | 0.000 | 0.002 | - | - | | | | | | | | | | | 0.008 | | | | |
| 0.800 | 0.000 | 0.000 | 0.000 | 0.542 | - | - | | | | | | | | | | 0.000 | 0.000 | 0.000 | 0.003 | - | - | | | | | | | | | | | 0.008 | | | | |
| 0.850 | 0.000 | 0.000 | 0.000 | 0.492 | - | - | | | | | | | | | | 0.000 | 0.000 | 0.000 | 0.001 | - | - | | | | | | | | | | | 0.009 | | | | |
| 0.900 | 0.000 | 0.000 | 0.000 | 0.442 | - | - | 0.000 | 0.000 | 0.000 | | 0.445 | - | - | | | 0.000 | 0.000 | 0.000 | 0.002 | - | - | 0.000 | 0.000 | 0.000 | | 0.002 | - | - | | | 0.009 | | | | | |
| 0.950 | 0.000 | 0.000 | 0.000 | 0.392 | - | - | 0.000 | 0.000 | 0.000 | | 0.397 | - | - | | | 0.000 | 0.000 | 0.000 | 0.001 | - | - | 0.000 | 0.000 | 0.000 | | 0.003 | - | - | | | 0.010 | | | | | |
| 1.000 | 0.000 | 0.000 | 0.000 | 0.343 | - | - | 0.000 | 0.000 | 0.000 | | 0.350 | - | - | | | 0.000 | 0.000 | 0.000 | 0.001 | - | - | 0.000 | 0.000 | 0.000 | | 0.007 | - | - | | | 0.010 | | | | | |
| 1.100 | 0.000 | 0.000 | 0.000 | 0.249 | - | - | 0.000 | 0.000 | 0.000 | | 0.263 | - | - | | | 0.000 | 0.000 | 0.000 | 0.007 | - | - | 0.000 | 0.000 | 0.000 | | 0.020 | - | - | | | 0.011 | | | | | |
| 1.200 | 0.000 | 0.000 | 0.000 | 0.167 | - | - | 0.000 | 0.000 | 0.000 | | 0.188 | - | - | | | 0.000 | 0.000 | 0.000 | 0.024 | - | - | 0.000 | 0.000 | 0.000 | | 0.044 | - | - | | | 0.012 | | | | | |
| 1.300 | 0.000 | 0.000 | 0.000 | 0.101 | - | - | 0.000 | 0.000 | 0.000 | | 0.128 | - | - | | | 0.000 | 0.000 | 0.000 | 0.059 | - | - | 0.000 | 0.000 | 0.000 | | 0.084 | - | - | | | 0.013 | | | | | |
| 1.400 | 0.000 | 0.000 | 0.000 | 0.055 | - | - | 0.000 | 0.000 | 0.000 | | 0.083 | - | - | | | 0.000 | 0.000 | 0.000 | 0.112 | - | - | 0.000 | 0.000 | 0.000 | | 0.138 | - | - | | | 0.014 | | | | | |
| 1.500 | 0.000 | 0.000 | 0.000 | 0.028 | - | - | 0.000 | 0.000 | 0.000 | | 0.051 | - | 10 | | | 0.000 | 0.000 | 0.000 | 0.185 | - | - | 0.000 | 0.000 | 0.000 | | 0.206 | - | - | | | 0.015 | | | | | |
| 1.600 | 0.000 | 0.000 | 0.000 | 0.012 | - | 5 | 0.000 | 0.000 | 0.000 | | 0.030 | - | - | | | 0.000 | 0.000 | 0.000 | 0.270 | - | - | 0.000 | 0.000 | 0.000 | | 0.286 | - | - | | | 0.016 | | | | | |
| 1.700 | 0.000 | 0.000 | 0.000 | 0.005 | - | 56 | 0.000 | 0.000 | 0.000 | | 0.017 | - | - | | | 0.000 | 0.000 | 0.000 | 0.363 | - | - | 0.000 | 0.000 | 0.000 | | 0.373 | - | - | | | 0.017 | | | | | |
| 1.800 | 0.000 | 0.000 | 0.000 | 0.002 | - | 80 | 0.000 | 0.000 | 0.000 | | 0.010 | - | - | | | 0.000 | 0.000 | 0.000 | 0.461 | - | - | 0.000 | 0.000 | 0.000 | | 0.466 | - | - | | | 0.018 | | | | | |
| 1.900 | 0.000 | 0.000 | 0.000 | 0.001 | - | - | 0.000 | 0.000 | 0.000 | | 0.005 | - | - | | | 0.000 | 0.000 | 0.000 | 0.560 | - | - | 0.000 | 0.000 | 0.000 | | 0.562 | - | - | | | 0.019 | | | | | |
| 2.000 | 0.000 | 0.000 | 0.000 | 0.001 | - | - | 0.000 | 0.000 | 0.000 | | 0.003 | - | - | | | 0.000 | 0.000 | 0.000 | 0.660 | - | - | 0.000 | 0.000 | 0.000 | | 0.660 | - | - | | | 0.020 | | | | | |
| 2.200 | 0.000 | 0.000 | 0.000 | 0.001 | - | - | 0.000 | 0.000 | 0.000 | | 0.001 | - | - | | | 0.000 | 0.000 | 0.000 | 0.860 | - | - | 0.000 | 0.000 | 0.000 | | 0.860 | - | - | | | 0.022 | | | | | |
| 2.400 | 0.000 | 0.000 | 0.000 | 0.002 | - | - | 0.000 | 0.000 | 0.000 | | 0.001 | - | - | | | 0.000 | 0.000 | 0.000 | 1.06 | - | - | 0.000 | 0.000 | 0.000 | | 1.06 | - | - | | | 0.024 | | | | | |
| 2.600 | 0.000 | 0.000 | 0.000 | 0.001 | - | - | 0.000 | 0.000 | 0.000 | | 0.001 | - | - | | | 0.000 | 0.000 | 0.000 | 1.26 | - | - | 0.000 | 0.000 | 0.000 | | 1.26 | - | - | | | 0.026 | | | | | |
| Totals: | | | | | | 0 | | | | | | | 141 | | | 0 | | | | | | | | | | | | | | 0 | | | 0 | | | 0 |
| Number of Trades: | | | | | | 0 | | | | | | | 0 | | | 0 | | | | | | | | | | | | | | 0 | | | 0 | | | 0 |

NATIONAL BANK (CR)

(Contract Size: 100 Securities, Exercise Style: American, Physical Delivery)

| Call Options | | | | | | | | | | | | | | | | Put Options | | | | | | | | | | | | | | | | | |
|-------------------|----------------|-----------|-----------|------------|---------------|--------|---------------|------------|-----------|-----------|------------|---------------|--------------|---------------|----------------|---------------|------------|-----------|-----------|------------|---------------|--------|---------------|------------|-----------|-----------|--------------|---------------|----------------|--------|---------------|--------|---------------|
| Exercise Price | September 2019 | | | | | | October 2019 | | | | | | Other Months | | September 2019 | | | | | | October 2019 | | | | | | Other Months | | Exercise Price | | | | |
| | Open price | Price max | Price min | Last price | Closing price | Volume | Open Interest | Open price | Price max | Price min | Last price | Closing price | Volume | Open Interest | Volume | Open Interest | Open price | Price max | Price min | Last price | Closing price | Volume | Open Interest | Open price | Price max | Price min | Last price | Closing price | | Volume | Open Interest | Volume | Open Interest |
| 0.650 | 0.000 | 0.000 | 0.000 | | 1.32 | - | - | | | | | | - | - | | | 0.000 | 0.000 | 0.000 | | 0.001 | - | - | | | | | - | - | | | 0.007 | |
| 0.700 | 0.000 | 0.000 | 0.000 | | 1.27 | - | - | | | | | | - | - | | | 0.000 | 0.000 | 0.000 | | 0.001 | - | - | | | | | - | - | | | 0.007 | |
| 0.750 | 0.000 | 0.000 | 0.000 | | 1.22 | - | - | | | | | | - | - | | | 0.000 | 0.000 | 0.000 | | 0.001 | - | - | | | | | - | - | | | 0.008 | |
| 0.800 | 0.000 | 0.000 | 0.000 | | 1.17 | - | - | | | | | | - | - | | | 0.000 | 0.000 | 0.000 | | 0.002 | - | - | | | | | - | - | | | 0.008 | |
| 0.850 | 0.000 | 0.000 | 0.000 | | 1.12 | - | - | | | | | | - | - | | | 0.000 | 0.000 | 0.000 | | 0.001 | - | - | | | | | - | - | | | 0.009 | |
| 0.900 | 0.000 | 0.000 | 0.000 | | 1.07 | - | - | | | | | | - | - | | | 0.000 | 0.000 | 0.000 | | 0.001 | - | - | | | | | - | - | | | 0.009 | |
| 0.950 | 0.000 | 0.000 | 0.000 | | 1.02 | - | - | | | | | | - | - | | | 0.000 | 0.000 | 0.000 | | 0.001 | - | - | | | | | - | - | | | 0.010 | |
| 1.000 | 0.000 | 0.000 | 0.000 | | 0.972 | - | - | | | | | | - | - | | | 0.000 | 0.000 | 0.000 | | 0.001 | - | - | | | | | - | - | | | 0.010 | |
| 1.100 | 0.000 | 0.000 | 0.000 | | 0.872 | - | - | | | | | | - | - | | | 0.000 | 0.000 | 0.000 | | 0.001 | - | - | | | | | - | - | | | 0.011 | |
| 1.200 | 0.000 | 0.000 | 0.000 | | 0.772 | - | - | | | | | | - | - | | | 0.000 | 0.000 | 0.000 | | 0.001 | - | - | | | | | - | - | | | 0.012 | |
| 1.300 | 0.000 | 0.000 | 0.000 | | 0.673 | - | - | | | | | | - | - | | | 0.000 | 0.000 | 0.000 | | 0.001 | - | - | | | | | - | - | | | 0.013 | |
| 1.400 | 0.000 | 0.000 | 0.000 | | 0.574 | - | - | 0.000 | 0.000 | 0.000 | | 0.581 | - | - | | | 0.000 | 0.000 | 0.000 | | 0.001 | - | - | 0.000 | 0.000 | 0.000 | | 0.006 | - | - | | | 0.014 |
| 1.500 | 0.000 | 0.000 | 0.000 | | 0.477 | - | - | 0.000 | 0.000 | 0.000 | | 0.490 | - | - | | | 0.000 | 0.000 | 0.000 | | 0.004 | - | - | 0.000 | 0.000 | 0.000 | | 0.015 | - | - | | | 0.015 |
| 1.600 | 0.000 | 0.000 | 0.000 | | 0.384 | - | - | 0.000 | 0.000 | 0.000 | | 0.405 | - | - | | | 0.000 | 0.000 | 0.000 | | 0.011 | - | - | 0.000 | 0.000 | 0.000 | | 0.029 | - | - | | | 0.016 |
| 1.700 | 0.000 | 0.000 | 0.000 | | 0.298 | - | - | 0.000 | 0.000 | 0.000 | | 0.327 | - | - | | | 0.000 | 0.000 | 0.000 | | 0.025 | - | - | 0.000 | 0.000 | 0.000 | | 0.051 | - | - | | | 0.017 |
| 1.800 | 0.000 | 0.000 | 0.000 | | 0.222 | - | 3 | 0.000 | 0.000 | 0.000 | | 0.259 | - | - | | | 0.000 | 0.000 | 0.000 | | 0.048 | - | - | 0.000 | 0.000 | 0.000 | | 0.083 | - | - | | | 0.018 |
| 1.900 | 0.000 | 0.000 | 0.000 | | 0.159 | - | - | 0.363 | 0.363 | 0.363 | 0.363 | 0.363 | 1 | 1 | | | 0.000 | 0.000 | 0.000 | | 0.085 | - | - | 0.000 | 0.000 | 0.000 | | 0.124 | - | - | | | 0.019 |
| 2.000 | 0.000 | 0.000 | 0.000 | | 0.109 | - | 20 | 0.242 | 0.242 | 0.242 | 0.242 | 0.242 | 5 | 5 | | | 0.000 | 0.000 | 0.000 | | 0.136 | - | 154 | 0.000 | 0.000 | 0.000 | | 0.175 | - | - | | | 0.020 |
| 2.200 | 0.150 | 0.150 | 0.150 | 0.150 | 0.150 | 1 | 9 | 0.000 | 0.000 | 0.000 | | 0.082 | - | - | | | 0.000 | 0.000 | 0.000 | | 0.272 | - | - | 0.000 | 0.000 | 0.000 | | 0.305 | - | - | | | 0.022 |
| 2.400 | 0.000 | 0.000 | 0.000 | | 0.016 | - | 15 | 0.120 | 0.120 | 0.120 | 0.120 | 0.120 | 60 | 70 | | | 0.000 | 0.000 | 0.000 | | 0.443 | - | - | 0.000 | 0.000 | 0.000 | | 0.465 | - | - | | | 0.024 |
| 2.600 | 0.000 | 0.000 | 0.000 | | 0.005 | - | 100 | 0.000 | 0.000 | 0.000 | | 0.020 | - | - | | | 0.000 | 0.000 | 0.000 | | 0.632 | - | - | 0.000 | 0.000 | 0.000 | | 0.644 | - | - | | | 0.026 |
| 2.800 | 0.000 | 0.000 | 0.000 | | 0.001 | - | - | 0.000 | 0.000 | 0.000 | | 0.009 | - | - | | | 0.000 | 0.000 | 0.000 | | 0.830 | - | - | 0.000 | 0.000 | 0.000 | | 0.834 | - | - | | | 0.028 |
| 3.000 | 0.000 | 0.000 | 0.000 | | 0.002 | - | - | 0.000 | 0.000 | 0.000 | | 0.004 | - | - | | | 0.000 | 0.000 | 0.000 | | 1.03 | - | - | 0.000 | 0.000 | 0.000 | | 1.03 | - | - | | | 0.030 |
| 3.200 | 0.000 | 0.000 | 0.000 | | 0.001 | - | - | 0.000 | 0.000 | 0.000 | | 0.002 | - | - | | | 0.000 | 0.000 | 0.000 | | 1.23 | - | - | 0.000 | 0.000 | 0.000 | | 1.23 | - | - | | | 0.032 |
| 3.400 | 0.000 | 0.000 | 0.000 | | 0.001 | - | - | 0.000 | 0.000 | 0.000 | | 0.001 | - | - | | | 0.000 | 0.000 | 0.000 | | 1.43 | - | - | 0.000 | 0.000 | 0.000 | | 1.43 | - | - | | | 0.034 |
| 3.600 | 0.000 | 0.000 | 0.000 | | 0.002 | - | - | 0.000 | 0.000 | 0.000 | | 0.001 | - | - | | | 0.000 | 0.000 | 0.000 | | 1.63 | - | - | 0.000 | 0.000 | 0.000 | | 1.63 | - | - | | | 0.036 |
| Totals: | | | | | | 1 | 147 | | | | | 66 | 76 | 0 | 0 | | | | | 1 | 154 | | | | | | 0 | 0 | 0 | 0 | | | |
| Number of Trades: | | | | | | 1 | | | | | | 5 | | 0 | | | | | | 0.00 | | | | | | | 0 | | 0 | | | | |

OPAP (CR)

(Contract Size: 100 Securities, Exercise Style: American, Physical Delivery)

| Exercise Price | Call Options | | | | | | | | | | | | | | Put Options | | | | | | | | | | | | | | | | | | | |
|-------------------|----------------|-----------|-----------|------------|---------------|--------|---------------|--------------|-----------|-----------|------------|---------------|--------|---------------|--------------|---------------|----------------|-----------|-----------|------------|---------------|--------|---------------|--------------|-----------|-----------|------------|---------------|--------|---------------|--------------|---------------|----------------|-------|
| | September 2019 | | | | | | | October 2019 | | | | | | | Other Months | | September 2019 | | | | | | | October 2019 | | | | | | | Other Months | | Exercise Price | |
| | Open price | Price max | Price min | Last price | Closing price | Volume | Open Interest | Open price | Price max | Price min | Last price | Closing price | Volume | Open Interest | Volume | Open Interest | Open price | Price max | Price min | Last price | Closing price | Volume | Open Interest | Open price | Price max | Price min | Last price | Closing price | Volume | Open Interest | Volume | Open Interest | | |
| 5.600 | 0.000 | 0.000 | 0.000 | 3.72 | - | - | | | | | | | | | | | 0.000 | 0.000 | 0.000 | 0.001 | - | - | | | | | | | | | | | | 0.056 |
| 6.000 | 0.000 | 0.000 | 0.000 | 3.32 | - | - | | | | | | | | | | | 0.000 | 0.000 | 0.000 | 0.001 | - | - | | | | | | | | | | | 0.060 | |
| 6.400 | 0.000 | 0.000 | 0.000 | 2.92 | - | - | | | | | | | | | | | 0.000 | 0.000 | 0.000 | 0.004 | - | - | | | | | | | | | | | 0.064 | |
| 6.800 | 0.000 | 0.000 | 0.000 | 2.52 | - | - | | | | | | | | | | | 0.000 | 0.000 | 0.000 | 0.001 | - | - | | | | | | | | | | | 0.068 | |
| 7.200 | 0.000 | 0.000 | 0.000 | 2.12 | - | - | 0.000 | 0.000 | 0.000 | | 2.14 | - | - | | | | 0.000 | 0.000 | 0.000 | 0.001 | - | - | 0.000 | 0.000 | 0.000 | 0.001 | - | - | | | | | 0.072 | |
| 7.600 | 0.000 | 0.000 | 0.000 | 1.73 | - | - | 0.000 | 0.000 | 0.000 | | 1.74 | - | - | | | | 0.000 | 0.000 | 0.000 | 0.001 | - | - | 0.000 | 0.000 | 0.000 | 0.004 | - | - | | | | | 0.076 | |
| 8.000 | 0.000 | 0.000 | 0.000 | 1.33 | - | - | 0.000 | 0.000 | 0.000 | | 1.35 | - | - | | | | 0.000 | 0.000 | 0.000 | 0.003 | - | - | 0.000 | 0.000 | 0.000 | 0.017 | - | - | | | | | 0.080 | |
| 8.400 | 0.000 | 0.000 | 0.000 | 0.945 | - | - | 0.000 | 0.000 | 0.000 | | 0.993 | - | - | | | | 0.000 | 0.000 | 0.000 | 0.018 | - | - | 0.000 | 0.000 | 0.000 | 0.054 | - | - | | | | | 0.084 | |
| 8.800 | 0.000 | 0.000 | 0.000 | 0.600 | - | - | 0.000 | 0.000 | 0.000 | | 0.676 | - | - | | | | 0.000 | 0.000 | 0.000 | 0.073 | - | - | 0.000 | 0.000 | 0.000 | 0.136 | - | - | | | | | 0.088 | |
| 9.200 | 0.000 | 0.000 | 0.000 | 0.330 | - | - | 0.000 | 0.000 | 0.000 | | 0.425 | - | - | | | | 0.000 | 0.000 | 0.000 | 0.203 | - | - | 0.000 | 0.000 | 0.000 | 0.285 | - | - | | | | | 0.092 | |
| 9.600 | 0.000 | 0.000 | 0.000 | 0.152 | - | - | 0.000 | 0.000 | 0.000 | | 0.242 | - | - | | | | 0.000 | 0.000 | 0.000 | 0.426 | - | - | 0.000 | 0.000 | 0.000 | 0.502 | - | - | | | | | 0.096 | |
| 10.000 | 0.000 | 0.000 | 0.000 | 0.058 | - | - | 0.000 | 0.000 | 0.000 | | 0.126 | - | - | | | | 0.650 | 0.650 | 0.650 | 0.650 | 0.650 | 20 | - | 0.000 | 0.000 | 0.000 | 0.788 | - | - | | | | | 0.100 |
| 11.000 | 0.000 | 0.000 | 0.000 | 0.002 | - | - | 0.000 | 0.000 | 0.000 | | 0.016 | - | - | | | | 0.000 | 0.000 | 0.000 | 1.69 | - | - | 0.000 | 0.000 | 0.000 | 1.69 | - | - | | | | | 0.110 | |
| 12.000 | 0.000 | 0.000 | 0.000 | 0.001 | - | - | 0.000 | 0.000 | 0.000 | | 0.001 | - | - | | | | 0.000 | 0.000 | 0.000 | 2.69 | - | - | 0.000 | 0.000 | 0.000 | 2.69 | - | - | | | | | 0.120 | |
| 13.000 | 0.000 | 0.000 | 0.000 | 0.001 | - | - | 0.000 | 0.000 | 0.000 | | 0.001 | - | - | | | | 0.000 | 0.000 | 0.000 | 3.69 | - | - | 0.000 | 0.000 | 0.000 | 3.69 | - | - | | | | | 0.130 | |
| 14.000 | 0.000 | 0.000 | 0.000 | 0.002 | - | - | 0.000 | 0.000 | 0.000 | | 0.001 | - | - | | | | 0.000 | 0.000 | 0.000 | 4.69 | - | - | 0.000 | 0.000 | 0.000 | 4.69 | - | - | | | | | 0.140 | |
| 15.000 | 0.000 | 0.000 | 0.000 | 0.012 | - | - | 0.000 | 0.000 | 0.000 | | 0.001 | - | - | | | | 0.000 | 0.000 | 0.000 | 5.69 | - | - | 0.000 | 0.000 | 0.000 | 5.69 | - | - | | | | | 0.150 | |
| Totals: | | | | | | 0 | 0 | | | | | 0 | 0 | | 0 | 0 | | | | | | 0 | 0 | | | | | | | | | | | |
| Number of Trades: | | | | | | 0 | | | | | | 0 | | | 0 | | | | | | | | 1.00 | | | | | | | | | | | |

OTE (CR)

(Contract Size: 100 Securities, Exercise Style: American, Physical Delivery)

| Exercise Price | Call Options | | | | | | | | | | | | | | Put Options | | | | | | | | | | | | | | | | | |
|-------------------|----------------|-----------|-----------|------------|---------------|--------|---------------|------------|-----------|-----------|------------|---------------|--------------|---------------|----------------|---------------|------------|-----------|-----------|------------|---------------|--------|---------------|------------|-----------|-----------|--------------|---------------|----------------|--------|---------------|--------|
| | September 2019 | | | | | | October 2019 | | | | | | Other Months | | September 2019 | | | | | | October 2019 | | | | | | Other Months | | Exercise Price | | | |
| | Open price | Price max | Price min | Last price | Closing price | Volume | Open Interest | Open price | Price max | Price min | Last price | Closing price | Volume | Open Interest | Volume | Open Interest | Open price | Price max | Price min | Last price | Closing price | Volume | Open Interest | Open price | Price max | Price min | Last price | Closing price | | Volume | Open Interest | Volume |
| 7.600 | 0.000 | 0.000 | 0.000 | 4.31 | - | - | - | - | - | - | - | - | - | - | - | 0.000 | 0.000 | 0.000 | 0.001 | - | - | - | - | - | - | - | - | - | | - | - | - |
| 8.000 | 0.000 | 0.000 | 0.000 | 3.92 | - | - | - | - | - | - | - | - | - | - | - | 0.000 | 0.000 | 0.000 | 0.001 | - | - | - | - | - | - | - | - | - | - | - | - | 0.080 |
| 8.400 | 0.000 | 0.000 | 0.000 | 3.52 | - | - | - | - | - | - | - | - | - | - | - | 0.000 | 0.000 | 0.000 | 0.001 | - | - | - | - | - | - | - | - | - | - | - | - | 0.084 |
| 8.800 | 0.000 | 0.000 | 0.000 | 3.12 | - | - | 0.000 | 0.000 | 0.000 | 3.13 | - | - | - | - | - | 0.000 | 0.000 | 0.000 | 0.004 | - | - | 0.000 | 0.000 | 0.000 | 0.001 | - | - | - | - | - | 0.088 | |
| 9.200 | 0.000 | 0.000 | 0.000 | 2.72 | - | - | 0.000 | 0.000 | 0.000 | 2.73 | - | - | - | - | - | 0.000 | 0.000 | 0.000 | 0.001 | - | - | 0.000 | 0.000 | 0.000 | 0.001 | - | - | - | - | - | 0.092 | |
| 9.600 | 0.000 | 0.000 | 0.000 | 2.32 | - | - | 0.000 | 0.000 | 0.000 | 2.34 | - | - | - | - | - | 0.000 | 0.000 | 0.000 | 0.001 | - | - | 0.000 | 0.000 | 0.000 | 0.003 | - | - | - | - | - | 0.096 | |
| 10.000 | 0.000 | 0.000 | 0.000 | 1.92 | - | - | 0.000 | 0.000 | 0.000 | 1.95 | - | - | - | - | - | 0.000 | 0.000 | 0.000 | 0.001 | - | - | 0.000 | 0.000 | 0.000 | 0.010 | - | - | - | - | - | 0.100 | |
| 11.000 | 0.000 | 0.000 | 0.000 | 0.967 | - | - | 0.000 | 0.000 | 0.000 | 1.04 | - | - | - | - | - | 0.000 | 0.000 | 0.000 | 0.045 | - | - | 0.000 | 0.000 | 0.000 | 0.106 | - | - | - | - | - | 0.110 | |
| 12.000 | 0.000 | 0.000 | 0.000 | 0.291 | - | - | 0.000 | 0.000 | 0.000 | 0.410 | - | - | - | - | - | 0.000 | 0.000 | 0.000 | 0.369 | - | - | 0.000 | 0.000 | 0.000 | 0.472 | - | - | - | - | - | 0.120 | |
| 13.000 | 0.000 | 0.000 | 0.000 | 0.042 | - | - | 0.000 | 0.000 | 0.000 | 0.110 | - | - | - | - | - | 0.000 | 0.000 | 0.000 | 1.13 | - | - | 0.000 | 0.000 | 0.000 | 1.18 | - | - | - | - | - | 0.130 | |
| 14.000 | 0.000 | 0.000 | 0.000 | 0.003 | - | - | 0.000 | 0.000 | 0.000 | 0.020 | - | - | - | - | - | 0.000 | 0.000 | 0.000 | 2.10 | - | - | 0.000 | 0.000 | 0.000 | 2.10 | - | - | - | - | - | 0.140 | |
| 15.000 | 0.000 | 0.000 | 0.000 | 0.001 | - | - | 0.000 | 0.000 | 0.000 | 0.002 | - | - | - | - | - | 0.000 | 0.000 | 0.000 | 3.10 | - | - | 0.000 | 0.000 | 0.000 | 3.10 | - | - | - | - | - | 0.150 | |
| 16.000 | 0.000 | 0.000 | 0.000 | 0.001 | - | - | 0.000 | 0.000 | 0.000 | 0.001 | - | - | - | - | - | 0.000 | 0.000 | 0.000 | 4.10 | - | - | 0.000 | 0.000 | 0.000 | 4.10 | - | - | - | - | - | 0.160 | |
| 17.000 | 0.000 | 0.000 | 0.000 | 0.001 | - | - | 0.000 | 0.000 | 0.000 | 0.001 | - | - | - | - | - | 0.000 | 0.000 | 0.000 | 5.10 | - | - | 0.000 | 0.000 | 0.000 | 5.10 | - | - | - | - | - | 0.170 | |
| 18.000 | 0.000 | 0.000 | 0.000 | 0.001 | - | - | - | - | - | - | - | - | - | - | - | 0.000 | 0.000 | 0.000 | 6.10 | - | - | - | - | - | - | - | - | - | - | - | 0.180 | |
| Totals: | | | | | | 0 | 0 | | | | | | | 0 | 0 | 0 | | 0 | | | | | | | | 0 | 0 | 0 | | 0 | | |
| Number of Trades: | | | | | | 0 | | | | | | | 0 | 0 | | 0.00 | | | | | | | | 0 | 0 | | | | | | | |

PIRAEUS BANK (CR)

(Contract Size: 100 Securities, Exercise Style: American, Physical Delivery)

| Call Options | | | | | | | | | | | | | | | | Put Options | | | | | | | | | | | | | | | | | |
|----------------|----------------|-----------|-----------|------------|---------------|--------|---------------|------------|-----------|-----------|------------|---------------|--------------|---------------|----------------|---------------|------------|-----------|-----------|------------|---------------|--------|---------------|------------|-----------|-----------|--------------|---------------|----------------|--------|---------------|--------|---------------|
| Exercise Price | September 2019 | | | | | | October 2019 | | | | | | Other Months | | September 2019 | | | | | | October 2019 | | | | | | Other Months | | Exercise Price | | | | |
| | Open price | Price max | Price min | Last price | Closing price | Volume | Open Interest | Open price | Price max | Price min | Last price | Closing price | Volume | Open Interest | Volume | Open Interest | Open price | Price max | Price min | Last price | Closing price | Volume | Open Interest | Open price | Price max | Price min | Last price | Closing price | | Volume | Open Interest | Volume | Open Interest |
| 0.300 | 0.000 | 0.000 | 0.000 | | 2.02 | - | - | | | | | | | | | | 0.000 | 0.000 | 0.000 | | 0.001 | - | - | | | | | | | | | | 0.003 |
| 0.350 | 0.000 | 0.000 | 0.000 | | 1.97 | - | - | | | | | | | | | | 0.000 | 0.000 | 0.000 | | 0.001 | - | - | | | | | | | | | | 0.004 |
| 0.400 | 0.000 | 0.000 | 0.000 | | 1.92 | - | - | | | | | | | | | | 0.000 | 0.000 | 0.000 | | 0.001 | - | - | | | | | | | | | | 0.004 |
| 0.450 | 0.000 | 0.000 | 0.000 | | 1.87 | - | - | | | | | | | | | | 0.000 | 0.000 | 0.000 | | 0.001 | - | - | | | | | | | | | | 0.005 |
| 0.500 | 0.000 | 0.000 | 0.000 | | 1.82 | - | - | | | | | | | | | | 0.000 | 0.000 | 0.000 | | 0.001 | - | - | | | | | | | | | | 0.005 |
| 0.550 | 0.000 | 0.000 | 0.000 | | 1.77 | - | - | | | | | | | | | | 0.000 | 0.000 | 0.000 | | 0.001 | - | - | | | | | | | | | | 0.006 |
| 0.600 | 0.000 | 0.000 | 0.000 | | 1.72 | - | - | | | | | | | | | | 0.000 | 0.000 | 0.000 | | 0.001 | - | - | | | | | | | | | | 0.006 |
| 0.650 | 0.000 | 0.000 | 0.000 | | 1.67 | - | - | | | | | | | | | | 0.000 | 0.000 | 0.000 | | 0.001 | - | - | | | | | | | | | | 0.007 |
| 0.700 | 0.000 | 0.000 | 0.000 | | 1.62 | - | - | | | | | | | | | | 0.000 | 0.000 | 0.000 | | 0.001 | - | - | | | | | | | | | | 0.007 |
| 0.750 | 0.000 | 0.000 | 0.000 | | 1.57 | - | - | | | | | | | | | | 0.000 | 0.000 | 0.000 | | 0.001 | - | - | | | | | | | | | | 0.008 |
| 0.800 | 0.000 | 0.000 | 0.000 | | 1.52 | - | - | | | | | | | | | | 0.000 | 0.000 | 0.000 | | 0.002 | - | - | | | | | | | | | | 0.008 |
| 0.850 | 0.000 | 0.000 | 0.000 | | 1.47 | - | - | | | | | | | | | | 0.000 | 0.000 | 0.000 | | 0.003 | - | - | | | | | | | | | | 0.009 |
| 0.900 | 0.000 | 0.000 | 0.000 | | 1.42 | - | - | | | | | | | | | | 0.000 | 0.000 | 0.000 | | 0.001 | - | - | | | | | | | | | | 0.009 |
| 0.950 | 0.000 | 0.000 | 0.000 | | 1.37 | - | - | | | | | | | | | | 0.000 | 0.000 | 0.000 | | 0.001 | - | - | | | | | | | | | | 0.010 |
| 1.000 | 0.000 | 0.000 | 0.000 | | 1.32 | - | - | | | | | | | | | | 0.000 | 0.000 | 0.000 | | 0.001 | - | - | | | | | | | | | | 0.010 |
| 1.100 | 0.000 | 0.000 | 0.000 | | 1.22 | - | - | | | | | | | | | | 0.000 | 0.000 | 0.000 | | 0.001 | - | - | | | | | | | | | | 0.011 |
| 1.200 | 0.000 | 0.000 | 0.000 | | 1.12 | - | - | | | | | | | | | | 0.000 | 0.000 | 0.000 | | 0.002 | - | - | | | | | | | | | | 0.012 |
| 1.300 | 0.000 | 0.000 | 0.000 | | 1.02 | - | - | | | | | | | | | | 0.000 | 0.000 | 0.000 | | 0.001 | - | - | | | | | | | | | | 0.013 |
| 1.400 | 0.000 | 0.000 | 0.000 | | 0.923 | - | - | | | | | | | | | | 0.000 | 0.000 | 0.000 | | 0.001 | - | - | | | | | | | | | | 0.014 |
| 1.500 | 0.000 | 0.000 | 0.000 | | 0.824 | - | - | | | | | | | | | | 0.000 | 0.000 | 0.000 | | 0.001 | - | - | | | | | | | | | | 0.015 |
| 1.600 | 0.000 | 0.000 | 0.000 | | 0.727 | - | - | | | | | | | | | | 0.000 | 0.000 | 0.000 | | 0.004 | - | - | | | | | | | | | | 0.016 |
| 1.700 | 0.000 | 0.000 | 0.000 | | 0.632 | - | - | 0.000 | 0.000 | 0.000 | | 0.654 | - | - | | | 0.000 | 0.000 | 0.000 | | 0.008 | - | - | 0.000 | 0.000 | 0.000 | | 0.028 | - | - | | | 0.017 |
| 1.800 | 0.000 | 0.000 | 0.000 | | 0.540 | - | - | 0.000 | 0.000 | 0.000 | | 0.571 | - | - | | | 0.000 | 0.000 | 0.000 | | 0.017 | - | - | 0.000 | 0.000 | 0.000 | | 0.045 | - | - | | | 0.018 |
| 1.900 | 0.000 | 0.000 | 0.000 | | 0.455 | - | - | 0.000 | 0.000 | 0.000 | | 0.493 | - | - | | | 0.000 | 0.000 | 0.000 | | 0.031 | - | - | 0.000 | 0.000 | 0.000 | | 0.067 | - | - | | | 0.019 |
| 2.000 | 0.000 | 0.000 | 0.000 | | 0.376 | - | - | 0.000 | 0.000 | 0.000 | | 0.421 | - | - | | | 0.000 | 0.000 | 0.000 | | 0.052 | - | - | 0.000 | 0.000 | 0.000 | | 0.095 | - | - | | | 0.020 |
| 2.200 | 0.000 | 0.000 | 0.000 | | 0.242 | - | 1 | 0.000 | 0.000 | 0.000 | | 0.302 | - | - | | | 0.000 | 0.000 | 0.000 | | 0.118 | - | - | 0.000 | 0.000 | 0.000 | | 0.175 | - | - | | | 0.022 |
| 2.400 | 0.287 | 0.287 | 0.287 | 0.287 | 0.287 | 1 | 2 | 0.000 | 0.000 | 0.000 | | 0.209 | - | - | | | 0.000 | 0.000 | 0.000 | | 0.222 | - | - | 0.000 | 0.000 | 0.000 | | 0.282 | - | - | | | 0.024 |
| 2.600 | 0.000 | 0.000 | 0.000 | | 0.082 | - | - | 0.254 | 0.260 | 0.254 | 0.260 | 0.260 | 9 | 19 | | | 0.000 | 0.000 | 0.000 | | 0.357 | - | - | 0.000 | 0.000 | 0.000 | | 0.413 | - | - | | | 0.026 |
| 2.800 | 0.000 | 0.000 | 0.000 | | 0.044 | - | - | 0.000 | 0.000 | 0.000 | | 0.092 | - | - | | | 0.000 | 0.000 | 0.000 | | 0.520 | - | - | 0.000 | 0.000 | 0.000 | | 0.564 | - | - | | | 0.028 |
| 3.000 | 0.000 | 0.000 | 0.000 | | 0.022 | - | 114 | 0.000 | 0.000 | 0.000 | | 0.059 | - | - | | | 0.000 | 0.000 | 0.000 | | 0.698 | - | 50 | 0.000 | 0.000 | 0.000 | | 0.731 | - | - | | | 0.030 |
| 3.200 | 0.000 | 0.000 | 0.000 | | 0.010 | - | - | 0.000 | 0.000 | 0.000 | | 0.037 | - | - | | | 0.000 | 0.000 | 0.000 | | 0.887 | - | - | 0.000 | 0.000 | 0.000 | | 0.909 | - | - | | | 0.032 |
| 3.400 | 0.000 | 0.000 | 0.000 | | 0.005 | - | - | 0.000 | 0.000 | 0.000 | | 0.023 | - | - | | | 0.000 | 0.000 | 0.000 | | 1.08 | - | - | 0.000 | 0.000 | 0.000 | | 1.10 | - | - | | | 0.034 |
| 3.600 | 0.000 | 0.000 | 0.000 | | 0.002 | - | - | 0.000 | 0.000 | 0.000 | | 0.013 | - | - | | | 0.000 | 0.000 | 0.000 | | 1.28 | - | - | 0.000 | 0.000 | 0.000 | | 1.29 | - | - | | | 0.036 |
| 3.800 | 0.000 | 0.000 | 0.000 | | 0.001 | - | - | 0.000 | 0.000 | 0.000 | | 0.008 | - | - | | | 0.000 | 0.000 | 0.000 | | 1.48 | - | - | 0.000 | 0.000 | 0.000 | | 1.48 | - | - | | | 0.038 |
| 4.000 | 0.000 | 0.000 | 0.000 | | 0.001 | - | - | 0.000 | 0.000 | 0.000 | | 0.005 | - | - | | | 0.000 | 0.000 | 0.000 | | 1.68 | - | - | 0.000 | 0.000 | 0.000 | | 1.68 | - | - | | | 0.040 |
| 4.400 | 0.000 | 0.000 | 0.000 | | 0.001 | - | - | | | | | | | | | | 0.000 | 0.000 | 0.000 | | 2.08 | - | - | | | | | | | | | | 0.044 |

PIRAEUS BANK (CR)

(Contract Size: 100 Securities, Exercise Style: American, Physical Delivery)

| | Call Options | | | | | | | | | | | | | | Put Options | | | | | | | | | | | | | | | | | | | |
|-------------------|----------------|-----------|-----------|------------|---------------|--------|---------------|--------------|-----------|-----------|------------|---------------|--------|---------------|--------------|---------------|----------------|-----------|-----------|------------|---------------|--------|---------------|--------------|-----------|-----------|------------|---------------|--------|---------------|--------------|---------------|----------------|--|
| | September 2019 | | | | | | | October 2019 | | | | | | | Other Months | | September 2019 | | | | | | | October 2019 | | | | | | | Other Months | | | |
| Exercise Price | Open price | Price max | Price min | Last price | Closing price | Volume | Open Interest | Open price | Price max | Price min | Last price | Closing price | Volume | Open Interest | Volume | Open Interest | Open price | Price max | Price min | Last price | Closing price | Volume | Open Interest | Open price | Price max | Price min | Last price | Closing price | Volume | Open Interest | Volume | Open Interest | Exercise Price | |
| Totals: | | | | | | 1 | 117 | | | | | | 9 | 19 | 0 | 0 | | | | | | 1 | 50 | | | | | | 0 | 0 | 0 | 0 | | |
| Number of Trades: | | | | | | 1 | | | | | | | 2 | | 0 | | | | | | | 0.00 | | | | | | | 0 | | 0 | | | |

PPC (CR)

(Contract Size: 100 Securities, Exercise Style: American, Physical Delivery)

| Exercise Price | Call Options | | | | | | | | | | | | | | Put Options | | | | | | | | | | | | | | | | | | |
|-------------------|----------------|-----------|-----------|------------|---------------|--------|---------------|--------------|-----------|-----------|------------|---------------|--------|---------------|--------------|---------------|----------------|-----------|-----------|------------|---------------|--------|---------------|--------------|-----------|-----------|------------|---------------|--------|---------------|--------------|---------------|----------------|
| | September 2019 | | | | | | | October 2019 | | | | | | | Other Months | | September 2019 | | | | | | | October 2019 | | | | | | | Other Months | | Exercise Price |
| | Open price | Price max | Price min | Last price | Closing price | Volume | Open Interest | Open price | Price max | Price min | Last price | Closing price | Volume | Open Interest | Volume | Open Interest | Open price | Price max | Price min | Last price | Closing price | Volume | Open Interest | Open price | Price max | Price min | Last price | Closing price | Volume | Open Interest | Volume | Open Interest | |
| 0.850 | 0.000 | 0.000 | 0.000 | 1.57 | - | - | | | | | | | | | | | | | | 0.001 | - | - | | | | | | | | | | | |
| 0.900 | 0.000 | 0.000 | 0.000 | 1.52 | - | - | | | | | | | | | | | | | | 0.001 | - | - | | | | | | | | | | | 0.009 |
| 0.950 | 0.000 | 0.000 | 0.000 | 1.47 | - | - | | | | | | | | | | | | | | 0.001 | - | - | | | | | | | | | | | 0.010 |
| 1.000 | 0.000 | 0.000 | 0.000 | 1.42 | - | - | | | | | | | | | | | | | | 0.001 | - | - | | | | | | | | | | | 0.010 |
| 1.100 | 0.000 | 0.000 | 0.000 | 1.32 | - | - | | | | | | | | | | | | | | 0.001 | - | - | | | | | | | | | | | 0.011 |
| 1.200 | 0.000 | 0.000 | 0.000 | 1.22 | - | - | | | | | | | | | | | | | | 0.001 | - | - | | | | | | | | | | | 0.012 |
| 1.300 | 0.000 | 0.000 | 0.000 | 1.12 | - | - | | | | | | | | | | | | | | 0.001 | - | - | | | | | | | | | | | 0.013 |
| 1.400 | 0.000 | 0.000 | 0.000 | 1.02 | - | - | | | | | | | | | | | | | | 0.001 | - | - | | | | | | | | | | | 0.014 |
| 1.500 | 0.000 | 0.000 | 0.000 | 0.924 | - | - | | | | | | | | | | | | | | 0.001 | - | - | | | | | | | | | | | 0.015 |
| 1.600 | 0.000 | 0.000 | 0.000 | 0.827 | - | - | 0.000 | 0.000 | 0.000 | | 0.843 | - | - | | | | | | | 0.004 | - | - | 0.000 | 0.000 | 0.000 | | 0.017 | - | - | | | 0.016 | |
| 1.700 | 0.000 | 0.000 | 0.000 | 0.731 | - | - | 0.000 | 0.000 | 0.000 | | 0.755 | - | - | | | | | | | 0.008 | - | - | 0.000 | 0.000 | 0.000 | | 0.029 | - | - | | | 0.017 | |
| 1.800 | 0.000 | 0.000 | 0.000 | 0.639 | - | - | 0.000 | 0.000 | 0.000 | | 0.670 | - | - | | | | | | | 0.015 | - | - | 0.000 | 0.000 | 0.000 | | 0.044 | - | - | | | 0.018 | |
| 1.900 | 0.000 | 0.000 | 0.000 | 0.551 | - | - | 0.000 | 0.000 | 0.000 | | 0.590 | - | - | | | | | | | 0.027 | - | - | 0.000 | 0.000 | 0.000 | | 0.064 | - | - | | | 0.019 | |
| 2.000 | 0.000 | 0.000 | 0.000 | 0.469 | - | - | 0.000 | 0.000 | 0.000 | | 0.518 | - | - | | | | | | | 0.046 | - | - | 0.000 | 0.000 | 0.000 | | 0.092 | - | - | | | 0.020 | |
| 2.200 | 0.000 | 0.000 | 0.000 | 0.327 | - | - | 0.000 | 0.000 | 0.000 | | 0.390 | - | - | | | | | | | 0.103 | - | - | 0.000 | 0.000 | 0.000 | | 0.162 | - | - | | | 0.022 | |
| 2.400 | 0.000 | 0.000 | 0.000 | 0.215 | - | - | 0.000 | 0.000 | 0.000 | | 0.285 | - | - | | | | | | | 0.191 | - | 16 | 0.000 | 0.000 | 0.000 | | 0.257 | - | - | | | 0.024 | |
| 2.600 | 0.000 | 0.000 | 0.000 | 0.135 | - | 1 | 0.000 | 0.000 | 0.000 | | 0.205 | - | 10 | | | | | | | 0.311 | - | 5 | 0.000 | 0.000 | 0.000 | | 0.377 | - | - | | | 0.026 | |
| 2.800 | 0.000 | 0.000 | 0.000 | 0.082 | - | 56 | 0.000 | 0.000 | 0.000 | | 0.145 | - | - | | | | | | | 0.457 | - | - | 0.000 | 0.000 | 0.000 | | 0.516 | - | - | | | 0.028 | |
| 3.000 | 0.000 | 0.000 | 0.000 | 0.047 | - | 1,255 | 0.140 | 0.140 | 0.130 | 0.130 | 0.130 | 70 | 70 | | | | | | | 0.622 | - | - | 0.000 | 0.000 | 0.000 | | 0.672 | - | - | | | 0.030 | |
| 3.200 | 0.000 | 0.000 | 0.000 | 0.026 | - | 52 | 0.000 | 0.000 | 0.000 | | 0.069 | - | - | | | | | | | 0.802 | - | - | 0.000 | 0.000 | 0.000 | | 0.841 | - | - | | | 0.032 | |
| 3.400 | 0.000 | 0.000 | 0.000 | 0.014 | - | - | 0.000 | 0.000 | 0.000 | | 0.046 | - | - | | | | | | | 0.990 | - | - | 0.000 | 0.000 | 0.000 | | 1.02 | - | - | | | 0.034 | |
| 3.600 | 0.000 | 0.000 | 0.000 | 0.007 | - | - | 0.000 | 0.000 | 0.000 | | 0.030 | - | - | | | | | | | 1.18 | - | - | 0.000 | 0.000 | 0.000 | | 1.20 | - | - | | | 0.036 | |
| 3.800 | 0.000 | 0.000 | 0.000 | 0.004 | - | - | 0.000 | 0.000 | 0.000 | | 0.021 | - | - | | | | | | | 1.38 | - | - | 0.000 | 0.000 | 0.000 | | 1.39 | - | - | | | 0.038 | |
| Totals: | | | | | | | 0 | 1,364 | | | | 70 | 80 | 0 | 0 | | | | | 0 | 21 | | | 0 | 0 | 0 | 0 | 0 | 0 | | | | |
| Number of Trades: | | | | | | | 0 | | | | | 3 | | 0 | | | | | | 0.00 | | | | | 0 | | | | | | | | |

| Lending Products | Underlying Title | Multilateral Transactions[1] | | | | | Bilateral Transactions[2] | | Stock Borrowing through OTC (volume)[3] |
|------------------|--------------------------------|------------------------------|-----------------|------------------|---------------------|------------------|---------------------------|------------------|---|
| | | Open Interest[5] | Volume(Offered) | Average Weighted | Transactions volume | Average Weighted | Transactions Volume | Average Weighted | Transactions Volume |
| ADMIEBOR | ADMIE (IPTO) HOLDING S.A. (CR) | --- | 61,252 | 5.31% | --- | --- | --- | --- | 79,121 |
| AEGNBOR | AEGEAN AIRLINES (CR) | 1,532 | 20,543 | 5.31% | 1,532 | 3.43% | --- | --- | 13,257 |
| ALPHABOR | ALPHA BANK (CR) | 5,000 | 151,797 | 5.31% | --- | --- | --- | --- | 48,410,220 |
| ALMYBOR | ALUMIL (CR) | --- | --- | --- | --- | --- | --- | --- | --- |
| TATTBOR | ATTICA BANK S.A. (CR) | --- | 11,989 | 5.31% | --- | --- | --- | --- | 370 |
| EEEBOR | CC HBC AG (CR) | 2,700 | 7,792 | 5.31% | 2,200 | 4.13% | --- | --- | 70,558 |
| CENERBOR | CENERGY HOLDINGS (CB) | --- | 54,748 | 5.31% | --- | --- | --- | --- | --- |
| ELLAKTORBOR | ELLAKTOR (CR) | --- | 84,611 | 5.31% | --- | --- | --- | --- | 10,700 |
| EUROBBOR | EUROBANK ERGASIAS (CR) | 620,000 | 637,784 | 5.31% | 620,000 | 5.24% | 900,000 | 8.00% | 71,384,124 |
| EYDAPBOR | EYDAP S.A. (CR) | 124 | 3,966 | 5.31% | --- | --- | --- | --- | 232,781 |
| FFGRPBOR | FOLLI FOLLIE (CR) | --- | --- | --- | --- | --- | --- | --- | 1,314,253 |
| FOYRKBOR | FOURLIS (CR) | --- | 7,198 | 5.31% | --- | --- | --- | --- | 43,505 |
| GEKTERNABOR | GEK TERNA (CR) | 1,500 | 32,741 | 5.31% | --- | --- | --- | --- | 29,995 |
| SARBOR | GR. SARANTIS S.A. (CR) | 3,500 | 1,327 | 5.31% | --- | --- | --- | --- | 17,333 |
| EXAEBOR | HELLENIC EXCHANGES-A.S.E. (CR) | 9,600 | 547,275 | 5.31% | --- | --- | --- | --- | 123,778 |
| ELPEBOR | HELLENIC PETROLEUM (CR) | 3,000 | 149,086 | 5.31% | --- | --- | --- | --- | 52,268 |
| INTRKBOR | INTRACOM HOLDINGS (CR) | 500 | 82,627 | 5.31% | --- | --- | --- | --- | --- |
| INLOTBOR | INTRALOT (CR) | 12,000 | 39,983 | 5.31% | --- | --- | --- | --- | 619,512 |
| BELABOR | JUMBO SA (CR) | 21,700 | 134,899 | 5.31% | --- | --- | --- | --- | 77,701 |
| LAMDABOR | LAMDA DEVELOPMENT SA (CR) | --- | 111 | 5.31% | --- | --- | --- | --- | 7,778 |
| MIGBOR | MARFIN INVESTMENT GROUP (CR) | 39,000 | 338,867 | 5.31% | --- | --- | --- | --- | 744,474 |
| MOHBOR | MOTOR OIL (CR) | 1,500 | 31,982 | 5.31% | --- | --- | --- | --- | 43,314 |
| MYTILBOR | MYTILINEOS HOLDINGS (CR) | --- | 211,692 | 5.31% | --- | --- | --- | --- | 56,402 |
| ETEBOR | NATIONAL BANK (CR) | 15,728 | 27,714 | 3.31% | --- | --- | --- | --- | 28,721,003 |
| OPAPBOR | OPAP (CR) | --- | 123,826 | 5.31% | --- | --- | --- | --- | 1,279,820 |
| HTOBOR | OTE (CR) | 3,000 | 39,215 | 3.86% | --- | --- | --- | --- | 529,106 |
| PPABOR | P.P.A. S.A. (CR) | 500 | 2,608 | 5.31% | --- | --- | --- | --- | 2,901 |
| TPEIRBOR | PIRAEUS BANK (CR) | --- | 8,079 | 5.31% | --- | --- | --- | --- | 24,332,142 |
| PLAISBOR | PLAISIO COMPUTERS SA (CR) | --- | --- | --- | --- | --- | --- | --- | 1,000 |
| PPCBOR | PPC (CR) | 22,733 | 115,704 | 5.31% | --- | --- | --- | --- | 6,751,352 |
| QUALBOR | QUALITY & RELIABILITY SA (CR) | --- | --- | --- | --- | --- | --- | --- | --- |

Stock Lending Notes

[1] - Multilateral contracts Lending or Borrowing as per Methods 8-1, 8-2 and 8-3-3 (According to ATHEX BoD Resolution No.17)

[2] - Bilateral Contracts Lending or Borrowing as per Methods 8-3-1 and 8-3-2 (According to ATHEX BoD Resolution No.20)

[3] - The information concerning OTC Stock Borrowing Transactions is based on the statements of the Dematerialised Securities System (DSS) operators involved and refers to volumes that have been registered up until the previous working day.

[4] - Average Price (Volume weighted)

[5] - The Data concerning Open Interest before the start of trading session

| Lending Products | Underlying Title | Open Interest[5] | Multilateral Transactions[1] | | | | Bilateral Transactions[2] | | Stock Borrowing through OTC (volume)[3] |
|------------------|---------------------|------------------|------------------------------|------------------|---------------------|------------------|---------------------------|------------------|---|
| | | | Volume(Offered) | Average Weighted | Transactions volume | Average Weighted | Transactions Volume | Average Weighted | Transactions Volume |
| TENERGYBOR | TERNA ENERGY (CR) | --- | 64,422 | 5.31% | --- | --- | --- | --- | 19,403 |
| TITKBOR | TITAN CEMENT (CR) | --- | --- | --- | --- | --- | --- | --- | 209,166 |
| VIQBOR | VIQHALCO SA/NV (CB) | --- | 68,701 | 5.31% | --- | --- | --- | --- | --- |

Stock Lending Notes

[1] - Multilateral contracts Lending or Borrowing as per Methods 8-1, 8-2 and 8-3-3 (According to ATHEX BoD Resolution No.17)

[2] - Bilateral Contracts Lending or Borrowing as per Methods 8-3-1 and 8-3-2 (According to ATHEX BoD Resolution No.20)

[3] - The information concerning OTC Stock Borrowing Transactions is based on the statements of the Dematerialised Securities System (DSS) operators involved and refers to volumes that have been registered up until the previous working day.

[4] - Average Price (Volume weighted)

[5] - The Data concerning Open Interest before the start of trading session

Sectors codification for listed companies

| | | | |
|----------|--|----------|-------------------------------------|
| 12003 - | ETF | 10101010 | Computer Services |
| 10101015 | Software | 10102030 | Computer Hardware |
| 15101010 | Telecommunications Equipment | 15102015 | Telecommunications Services |
| 20101010 | Health Care Facilities | 20101025 | Health Care Services |
| 20102010 | Medical Equipment | 20103015 | Pharmaceuticals |
| 30101010 | Banks | 30202000 | Diversified Financial Services |
| 30202010 | Asset Managers & Custodians | 30202015 | Investment Services |
| 30302010 | Full Line Insurance | 30302015 | Insurance Brokers |
| 35101010 | Real Estate Holding and Development | 35101015 | Real Estate Services |
| 35102000 | Diversified REITs | 35102030 | Office REITs |
| 40201040 | Rental & Leasing Services: Consumer | 40202010 | Home Construction |
| 40202015 | Household Furnishings | 40202020 | Household Appliance |
| 40203040 | Electronic Entertainment | 40203045 | Toys |
| 40204020 | Clothing & Accessories | 40301010 | Entertainment |
| 40301030 | Publishing | 40301035 | Radio & TV Broadcasters |
| 40401010 | Diversified Retailers | 40401020 | Apparel Retailers |
| 40401025 | Home Improvement Retailers | 40401030 | Specialty Retailers |
| 40501010 | Airlines | 40501015 | Travel & Tourism |
| 40501020 | Casinos & Gambling | 40501025 | Hotels & Motels |
| 45101015 | Distillers & Vintners | 45101020 | Soft Drinks |
| 45102010 | Farming Fishing Ranching & Plantations | 45102020 | Food Products |
| 45103010 | Tobacco | 45201010 | Food Retailers & Wholesalers |
| 45201020 | Personal Products | 50101010 | Construction |
| 50101030 | Cement | 50101035 | Building Materials: Other |
| 50202010 | Electrical Components | 50203000 | Diversified Industrials |
| 50203015 | Plastics | 50203030 | Containers & Packaging |
| 50204000 | Machinery: Industrial | 50204020 | Machinery: Construction & Handling |
| 50205010 | Industrial Suppliers | 50205020 | Back Office Support HR & Consulting |
| 50205030 | Forms & Bulk Printing Services | 50206015 | Commercial Vehicles & Parts |
| 50206030 | Marine Transportation | 50206060 | Transportation Services |
| 55101000 | Diversified Materials | 55101020 | Textile Products |
| 55102000 | General Mining | 55102010 | Iron & Steel |
| 55102015 | Metal Fabricating | 55102035 | Aluminum |
| 60101000 | Integrated Oil & Gas | 60101020 | Oil Refining and Marketing |
| 65101010 | Alternative Electricity | 65101015 | Conventional Electricity |
| 65102030 | Water | | |



ATHEX
Athens Stock Exchange

Λεωφ. Αθηνών 110 104 42 Αθήνα
110, Athinon Ave. GR 104 42 Athens
tel. (+30)210-33.66.800, fax (+30)210-33.66.101
www.athexgroup.gr