

19

**Ημερήσιο Δελτίο  
Συναλλακτικής Δραστηριότητας**

Daily Official List  
of Trading Activity

Monday, 5 August, 2019  
Year: 140 Trading Day No: 146



**ATHEXGROUP**  
Athens Exchange Group

**Disclaimer:**

Hellenic Exchanges-Athens Stock Exchange S.A endeavours to ensure that the data and other material ("Information") presented on the Daily Official List are accurate and complete, but it is not liable for any errors or omissions of data or /and for the accuracy, credibility, updating and completeness of the aforesaid information nor it has any liability arising directly or indirectly from the use of the above Information.

The Company is not liable for the accuracy of the data included in listed companies' announcements. Only the sender of such an announcement is fully and solely liable for any infringement of third party's rights from the content of such announcement. All contents of the Daily Official List are provided only for information purposes and do not constitute investment advice or solicitation to invest in securities or other products listed for trading on the Exchange.

You acknowledge and agree that the Company is the owner of any property rights related to any Information appearing on the Daily Official List including intellectual property rights copyright, trademarks, etc.

The above data are a property of the Hellenic Exchanges-Athens Exchange and are copyright protected. Users are forbidden to reproduce, modify, copy, sale, transmit or redistribute, by all reproduction means and methods, part or the whole of the above data, without reference to their source.

The commercial exploitation of these data is, also, forbidden by third parties. Hellenic Exchanges-Athens Exchange does not carry any responsibility, direct or indirect, derived from usage or accidental alteration of the above data when used by third parties.

---

**Hellenic Exchanges – Athens Stock Exchange S.A.**

110 Athinon Ave., 10442 Athens, Tel: (210) 33.66.800, Fax: (210) 32.13.938

[www.athexgroup.gr](http://www.athexgroup.gr)

---

**Thessalonica Stock Exchange Center (T.S.E.C)**

16-18 Katouni Str., Thessalonica 546 25 Tel: (2310) 567.667, Fax: (2310) 530.545

**Athex Members Guarantee Fund**

14-16 Fidiou Str., Athens 106 78, Tel: (210) 33.04.682, Fax: (210) 33.04.155

**Hellenic Republic Capital Market Commission**

1 Kolokotroni Str. & 1 Stadiou Str., Athens 10562 Tel: (210) 33.77.100 Fax: (210) 33.77.173

---

**Table of Contents**

---

**Section 1: Statistical Figures of Securities, Derivatives and Lending**

Summary of Markets

Athex Indices

Analytic Figures for Athex Market's Boards and Categories

Trading Details by Athex Sectors and Financial Instruments (ETFs)

Top 10 best &amp; worst performing Shares

Derivatives Summary

**Section 2: Analytic Figures of Shares Transactions**

Analytic Figures of Shares Transactions

Shares' Notes

**Section 3: Figures of Securities Transactions**

Securities Blocks Details

Shares Rights Details

Stock Borrowing

Securities Forced Sales

Forced Sales Registered Shares

Exchange Traded Funds (ETFs) Characteristics

**Section 5: Bonds traded in Fixed Income Assets Market**

Convertible Corporate Bonds - Regulated Market

Non Convertible Corporate Bonds - Regulated Market

Government Bonds

Treasury Bills &amp; Zero Coupon Government Bonds

Government Bonds Traded with the Open Outcry Method

State Banks Bonds

**Section 6: Additional Infos**

Athex &amp; ATHEXClear Members List

List of Stocks under Market Making operations

**Section 7: Derivatives Market Analytic Figures**

Index Futures

Stock Futures

Index Options

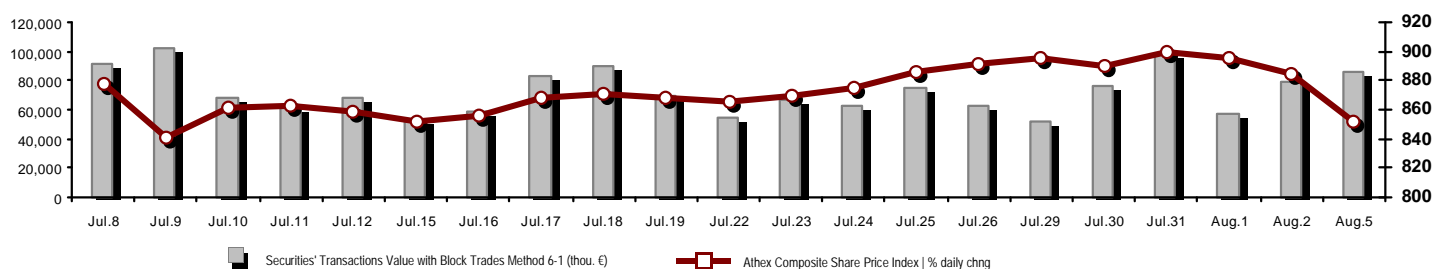
Stock Options

Stock Lending Analytic Figures

**Appendix A: Sectors codification for listed companies**

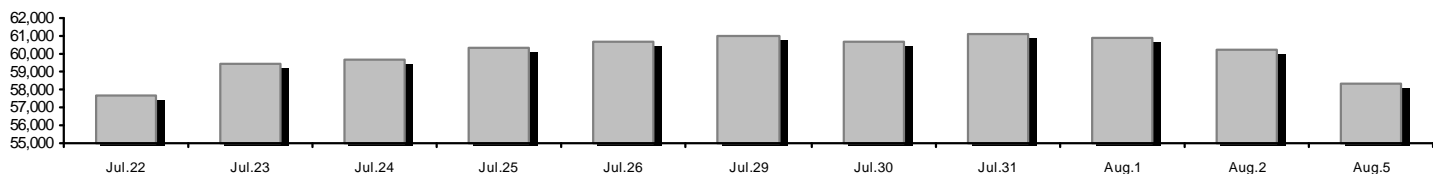
## Summary of Markets

Athex Composite Share Price Index vs Shares and Derivatives Transactions Value

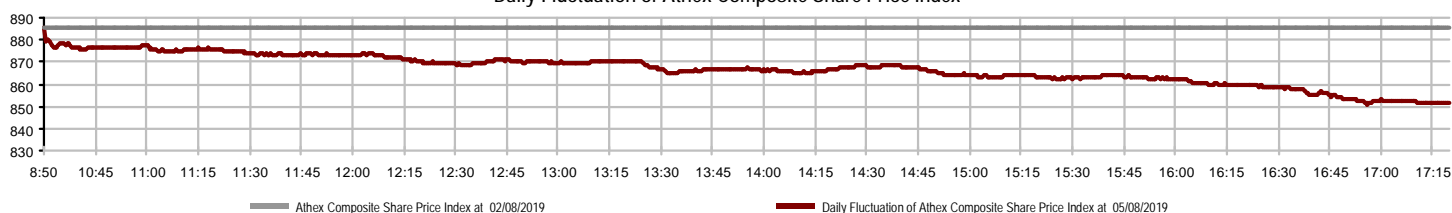


Athex Capitalisation (mill. €) **: 58,280.50	Derivatives Total Open Interest: 435,843
Daily change: mill. €   %: -1,993.52 -3.31%	in Index Futures   % daily chng: 17,243 -1.12%
Yearly Avg Capitalisation: mill. €   % chng prev year Avg: 52,609.46 0.92%	in Stock Futures   % daily chng: 412,862 0.39%
Athex Composite Share Price Index   % daily chng: 851.20 -3.83%	in Index Options   % daily chng: 3,205 1.14%
Athex Composite Share Price Index Capitalisation (mill. €): 51,751.36	in Stock Options   % daily chng: 2,533 0.24%
Daily change (mill. €): -1,934.67	
Securities' Transactions Value with Block Trades Method 6-1 ( ): 86,571.50	Derivatives Contracts Volume: 47,684
Daily change: %: 6,831.07 8.57%	Daily change: pieces   %: 28,240 145.24%
YtD Avg Trans. Value: thou. €   % chng prev year Avg: 67,203.62 22.36%	YtD Avg Derivatives Contracts % chng prev year Avg: 44,312 -20.88%
Blocks Transactions Value of Method 6-1 (thou. €): 2,790.14	Derivatives Trades Number: 4,454
Blocks Transactions Value of Method 6-2 & 6-3 (thou. €): 0.00	Daily change: number   %: 2,155 93.74%
Bonds Transactions Value (thou.€): 589.19	YtD Avg Trades number % chng prev year Avg: 3,009 10.96%
Securities' Transactions Volume with Block Trades Method 6-1 (th): 42,941.31	Lending Total Open Interest: 125,933
Daily change: thou. pieces   %: 6,956.89 19.33%	Daily change: pieces   %: 669 0.53%
YtD Avg Volume: % chng prev year Avg: 35,412.91 -4.68%	Lending Volume (Multilateral/Bilateral): 136,980
Blocks Transactions Volume of Method 6-1 (thou. Pieces): 1,219.32	Daily change: pieces   %: 131,111
Blocks Transactions Volume of Method 6-2 & 6-3 (thou. Pieces): 0.00	Multilateral Lending: 76,980
Bonds Transactions Volume: 558,000	Bilateral Lending: 60,000
Securities' Trades Number with Block Trades Method 6-1: 45,550	Lending Trades Number: 25
Daily change: number   %: 15,773 52.97%	Daily change: %: 23
YtD Avg Trades number % chng prev year Avg: 27,302 34.29%	Multilateral Lending Trades Number: 22
Number of Blocks Method 6-1: 4	Bilateral Lending Trades Number: 3
Number of Blocks Method 6-2 & 6-3: 0	
Number of Bonds Transactions: 67	

Athex Capitalisation (mill. €) \*\*



Daily Fluctuation of Athex Composite Share Price Index



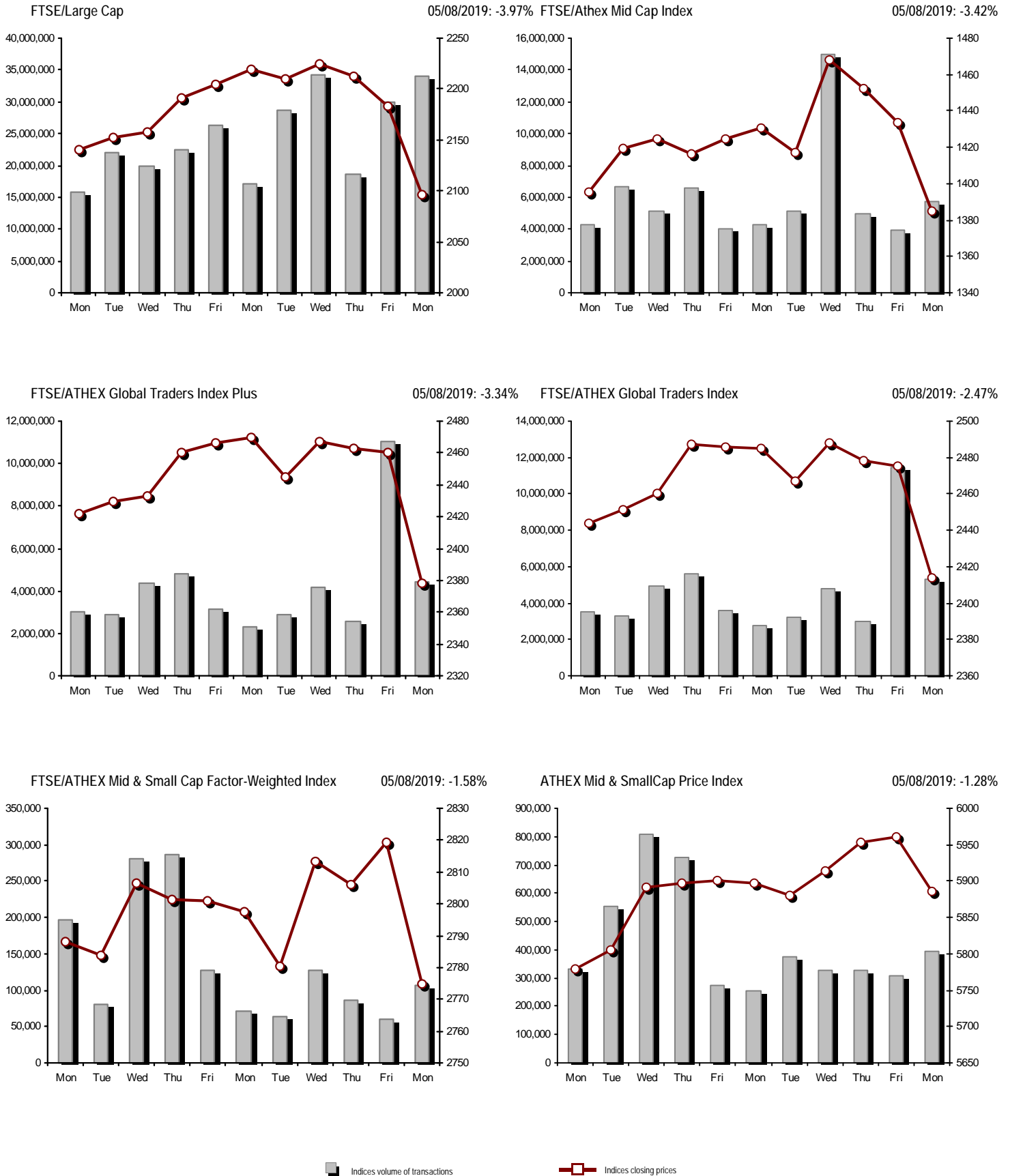
## Athex Indices

Index name	05/08/2019	02/08/2019	pts.	%	Min	Max	Year min	Year max	Year change
Athex Composite Share Price Index	851.20 €	885.11	-33.91	-3.83%	850.89	885.11	600.12	901.57	38.79% #
FTSE/Athex Large Cap	2,095.88 €	2,182.60	-86.72	-3.97%	2,095.88	2,182.60	1,580.73	2,270.46	30.31% #
FTSE/Athex Mid Cap Index	1,384.73 €	1,433.78	-49.05	-3.42%	1,384.58	1,435.96	945.49	1,467.88	42.01% #
FTSE/ATHEX-CSE Banking Index	547.52 €	596.11	-48.59	-8.15%	547.30	596.11	275.15	641.15	64.55% #
FTSE/ATHEX Global Traders Index Plus	2,378.18 €	2,460.42	-82.24	-3.34%	2,378.18	2,460.42	1,947.04	2,479.89	19.24% #
FTSE/ATHEX Global Traders Index	2,413.81 €	2,475.00	-61.19	-2.47%	2,413.81	2,476.76	1,866.67	2,517.12	27.22% #
FTSE/ATHEX Mid & Small Cap Factor-Weighted Ind	2,774.66 €	2,819.34	-44.68	-1.58%	2,758.43	2,819.34	2,173.67	2,824.96	25.26% #
ATHEX Mid & SmallCap Price Index	5,885.11 €	5,961.17	-76.06	-1.28%	5,839.17	5,961.17	3,914.71	5,975.95	48.54% #
FTSE/Athex Market Index	521.84 €	543.30	-21.46	-3.95%	521.84	543.30	392.32	563.60	30.73% #
FTSE Med Index	4,743.03 €	4,754.28	-11.25	-0.24%			3,966.78	4,754.28	19.63% #
Athex Composite Index Total Return Index	1,385.90 €	1,441.11	-55.21	-3.83%	1,385.39	1,441.11	952.47	1,466.98	42.38% #
FTSE/Athex Large Cap Total Return	3,094.47 €	3,222.51	-128.04	-3.97%			2,321.35	3,347.07	32.24% #
FTSE/ATHEX Large Cap Net Total Return	949.86 €	989.16	-39.30	-3.97%	949.86	989.16	692.89	1,027.12	34.73% #
FTSE/Athex Mid Cap Total Return	1,683.22 €	1,742.85	-59.63	-3.42%			1,180.35	1,784.30	39.86% #
FTSE/ATHEX-CSE Banking Total Return Index	478.57 €	521.04	-42.47	-8.15%			265.40	554.19	52.67% #
Hellenic Mid & Small Cap Index	1,214.76 €	1,255.05	-40.29	-3.21%	1,212.20	1,255.05	884.70	1,269.98	33.98% #
FTSE/Athex Banks	723.40 €	787.61	-64.21	-8.15%	723.12	787.61	363.54	847.12	64.55% #
FTSE/Athex Financial Services	1,101.04 €	1,154.50	-53.46	-4.63%	1,101.04	1,164.42	744.92	1,191.69	41.11% #
FTSE/Athex Industrial Goods & Services	2,731.09 €	2,862.32	-131.23	-4.58%	2,731.09	2,862.32	1,884.26	2,967.88	43.03% #
FTSE/Athex Retail	77.34 ~	77.34	0.00	0.00%	76.12	77.84	58.44	80.54	29.09% #
FTSE/ATHEX Real Estate	5,566.20 €	5,831.74	-265.54	-4.55%	5,566.20	5,880.86	2,928.70	6,158.58	84.31% #
FTSE/Athex Personal & Household Goods	8,935.08 €	9,277.77	-342.69	-3.69%	8,926.88	9,348.98	6,649.54	9,943.56	29.90% #
FTSE/Athex Food & Beverage	11,233.75 €	11,614.39	-380.64	-3.28%	11,233.75	11,614.39	10,000.70	13,120.06	11.11% #
FTSE/Athex Basic Resources	10,122.22 #	8,602.32	1,519.90	17.67%	8,602.32	10,245.28	3,146.82	10,245.28	208.53% #
FTSE/Athex Construction & Materials	3,023.46 €	3,089.04	-65.58	-2.12%	2,961.04	3,089.04	2,437.75	3,183.37	17.08% #
FTSE/Athex Oil & Gas	5,378.37 €	5,567.38	-189.01	-3.39%	5,378.37	5,567.38	4,612.01	5,758.60	10.66% #
FTSE/Athex Chemicals	9,673.84 €	10,055.65	-381.81	-3.80%	9,642.32	10,055.65	7,722.79	11,217.47	18.32% #
FTSE/Athex Travel & Leisure	1,691.81 €	1,710.65	-18.84	-1.10%	1,691.81	1,710.65	1,309.57	1,754.14	27.87% #
FTSE/Athex Technology	1,021.29 €	1,053.43	-32.14	-3.05%	1,014.78	1,053.43	692.80	1,087.14	44.00% #
FTSE/Athex Telecommunications	3,380.16 #	3,371.90	8.26	0.24%	3,360.89	3,432.45	2,614.94	3,605.87	28.99% #
FTSE/Athex Utilities	2,698.15 €	2,806.35	-108.20	-3.86%	2,697.90	2,806.35	1,729.19	2,870.02	53.39% #
FTSE/Athex Health Care	487.64 €	491.77	-4.13	-0.84%	478.01	491.77	460.82	508.96	-3.67% €
Athex All Share Index	205.14 €	212.21	-7.06	-3.33%	205.14	205.14	157.01	215.26	29.82% #
Hellenic Corporate Bond Index	120.31 €	120.33	-0.03	-0.02%			116.31	120.33	3.41% #
Hellenic Corporate Bond Price Index	97.07 €	97.11	-0.03	-0.03%			95.04	97.11	1.34% #

Note 1: FTSE/Med 100, Hellenic Corporate Bond Price Index and Hellenic Corporate Bond Index closing prices refer to the previous trading day of 01/08/2019.

Note 2: The Hellenic Mid & Small Cap Index is a Customized index calculated by the Athens Exchange.

Athex Indices



## Analytic Figures for Athex Market's Boards and Categories

	Total Traded Securities	Main Market	Surveillance	Exchange Traded Funds (ETFs)
Totals	123	109	13	1
Gain / Lose / Same:	25 / 86 / 12	18 / 81 / 10	7 / 4 / 2	0 / 1 / 0
Athex Capitalisation (mill. €) **	58,280.50	57,963.62	316.88	
Daily Average Trans/ons Value(thou.€)	67,203.62	67,202.73	39.02	42.41
Transactions Value	86,571.50	86,273.50	221.47	76.53
Main Board:	83,781.35	83,483.36	221.47	76.53
Blocks Board 6_2_3:	2,790.14	2,790.14	0.00	0.00
Forced Sales Board:	0.00	0.00	0.00	0.00
Special Terms Board:	0.00	0.00	0.00	0.00
Daily Average Transactions Volume	35,412,912	35,118,824	330,150	1,940
Transactions Volume	42,941,313	41,742,554	1,195,225	3,534
Main Board:	41,721,993	40,523,234	1,195,225	3,534
Blocks Board 6_2_3:	1,219,320	1,219,320	0	0
Forced Sales Board:	0	0	0	0
Special Terms Board:	0	0	0	0
Daily Average Number of Trades	27,302	27,159	142	3
Number of Trades	45,550	45,260	284	6
Main Board:	45,546	45,256	284	6
Blocks Board 6_2_3:	4	4	0	0
Forced Sales Board:	0	0	0	0
Special Terms Board:	0	0	0	0

## Trading Details by Athex Sectors and Financial Instruments (ETFs)

Code	Sectors	Gain / Lose / Same	Number of Trades	Transactions Volume	Transactions Value	% of Total Trans. Value
3010	- Banks	0 / 6 / 0	24,013	29,466,303	41,291,610.63	47.72%
5510	- Basic Resources	6 / 7 / 0	891	543,683	635,986.52	0.73%
5010	- Construction & Materials	4 / 9 / 1	3,110	1,806,524	4,831,923.97	5.58%
4020	- Consumer Products & Services	1 / 6 / 0	1,501	554,677	4,169,271.23	4.82%
6010	- Energy	0 / 2 / 1	1,122	165,759	2,353,904.28	2.72%
12000	- Financial Instruments	0 / 1 / 0	6	3,534	76,528.70	0.09%
3020	- Financial Services	0 / 2 / 0	957	2,529,547	842,991.85	0.97%
4510	- Food Beverage & Tobacco	4 / 5 / 0	578	559,187	1,503,024.57	1.74%
2010	- Health Care	0 / 3 / 0	69	17,097	27,067.67	0.03%
5020	- Industrial Goods & Service	6 / 15 / 1	3,643	1,965,610	6,789,823.52	7.85%
3030	- Insurance	0 / 1 / 0	49	8,800	41,266.56	0.05%
4030	- Media	1 / 0 / 0	1	20	7.88	0.00%
4520	- Personal Care, Drug & Grocery Stores	0 / 3 / 1	510	67,012	408,291.49	0.47%
3510	- Real Estate	0 / 7 / 1	1,019	261,449	1,426,533.88	1.65%
4040	- Retail	1 / 3 / 3	408	99,032	410,410.49	0.47%
1010	- Technology	0 / 4 / 3	605	444,160	353,736.51	0.41%
1510	- Telecommunications	2 / 1 / 0	1,938	936,331	9,172,215.90	10.60%
4050	- Travel & Leisure	0 / 6 / 1	2,185	1,551,949	7,204,229.05	8.33%
6510	- Utilities	0 / 5 / 0	2,796	1,623,327	4,993,365.66	5.77%

## Top 10 best &amp; worst performing Shares

## Main Market

With positive Price change			With negative Price change		
	Closing price	change		Closing price	change
ALUMIL (CR)	1.96	19.51% #	KEKROPS SA (CR)	2.85	-13.64% €
KORDELLOS BROS SA (CR)	0.585	19.39% #	PIRAEUS BANK (CR)	2.648	-10.24% €
INTERTECH SA (CR)	0.84	13.51% #	ATTICA BANK S.A. (CR)	0.411	-9.67% €
NIREFS SA (CR)	0.205	8.75% #	NATIONAL BANK (CR)	2.368	-8.22% €
LOULIS MILLS SA (CR)	3.48	1.75% #	ALPHA BANK (CR)	1.54	-8.06% €
IKTINOS HELLAS SA (CR)	1.26	1.61% #	EUROBANK ERGASIAS (CR)	0.765	-7.33% €
AVAX S.A. (CR)	0.84	1.21% #	REDS S.A. (CR)	1.13	-6.61% €
DROMEAS SA (CR)	0.449	0.67% #	INTRACOM HOLDINGS (CR)	1.056	-6.55% €
OTE (CR)	12.28	0.25% #	INTRALOT (CR)	0.511	-6.41% €
			INTRACOM CONSTR. (CR)	1.74	-5.95% €
With the highest Transactions Value			With the highest Transactions Volume		
	Value (thou. €)	change		Volume	change
ALPHA BANK (CR)	12,772.70	-8.06% €	EUROBANK ERGASIAS (CR)	13,466,745	-7.33% €
EUROBANK ERGASIAS (CR)	10,581.87	-7.33% €	ALPHA BANK (CR)	8,018,713	-8.06% €
NATIONAL BANK (CR)	9,361.27	-8.22% €	NATIONAL BANK (CR)	3,841,902	-8.22% €
OTE (CR)	8,946.96	0.25% #	PIRAEUS BANK (CR)	2,897,895	-10.24% €
PIRAEUS BANK (CR)	7,957.79	-10.24% €	MARFIN INVESTMENT GROUP (CR)	2,426,431	-5.02% €
OPAP (CR)	6,089.04	-0.90% €	ATTICA BANK S.A. (CR)	1,234,871	-9.67% €
MYTILINEOS HOLDINGS (CR)	5,035.02	-4.68% €	ELLAKTOR (CR)	1,112,133	-3.38% €
JUMBO SA (CR)	3,911.88	-3.93% €	PPC (CR)	1,102,437	-3.63% €
PPC (CR)	2,906.03	-3.63% €	INTRALOT (CR)	807,391	-6.41% €
ELLAKTOR (CR)	2,475.36	-3.38% €	OTE (CR)	724,590	0.25% #

Note: Stocks that are not included in the "Low Dispersion" and "Under Supervision" categories, and the transactions value is more than 10,000 €.



## Derivatives Summary

	Number of Trades	Volume	Open Interest
<b>Index Futures</b>	<b>580</b>	<b>2,808</b>	<b>17,243</b>
FTSE/Athex Large Cap	580	2,808	17,243
<b>Stock Futures</b>	<b>3,832</b>	<b>44,757</b>	<b>412,862</b>
ADMIE (IPTO) HOLDING S.A. (CR)	46	202	7,601
ALPHA BANK (CR)	540	11,245	68,382
ATTICA BANK S.A. (CR)	30	169	8,295
CC HBC AG (CR)	28	61	391
CENERGY HOLDINGS (CB)	30	151	10,423
ELLAKTOR (CR)	259	1,651	12,116
EUROBANK ERGASIAS (CR)	338	7,052	44,670
EYDAP S.A. (CR)	4	11	385
FOURLIS (CR)	32	89	597
GEK TERNA (CR)	77	255	8,706
HELLENIC EXCHANGES-A.S.E. (CR)	6	9	3,375
HELLENIC PETROLEUM (CR)	46	161	2,161
INTRACOM HOLDINGS (CR)	22	158	4,756
INTRALOT (CR)	55	279	5,831
JUMBO SA (CR)	40	77	434
LAMDA DEVELOPMENT SA (CR)	77	304	2,631
MARFIN INVESTMENT GROUP (CR)	90	2,214	96,470
MOTOR OIL (CR)	5	5	398
MYTILINEOS HOLDINGS (CR)	301	1,285	11,015
NATIONAL BANK (CR)	669	9,078	58,526
OPAP (CR)	88	416	4,698
OTE (CR)	134	758	3,857
P.P.A. S.A. (CR)	6	11	749
PIRAEUS BANK (CR)	509	7,106	25,699
PPC (CR)	235	1,442	18,524
TERNA ENERGY (CR)	48	176	5,953
VIOHALCO SA/NV (CB)	117	392	6,219
<b>Index Options</b>	<b>42</b>	<b>119</b>	<b>3,205</b>
FTSE/Athex Large Cap	42	119	3,205
<b>Stock Options</b>	<b>0</b>	<b>0</b>	<b>2,533</b>
ALPHA BANK (CR)	0	0	231
NATIONAL BANK (CR)	0	0	305
OPAP (CR)	0	0	111
OTE (CR)	0	0	2
PIRAEUS BANK (CR)	0	0	278
PPC (CR)	0	0	1,606
<b>Total Derivatives Traded</b>	<b>4,454</b>	<b>47,684</b>	<b>435,843</b>









## Daily Official List

Year: 140 Trading Day No: 146

## Section 2: Analytic Figures of Shares Transactions

Monday, 5 August, 2019

Number of Outstanding Securities	Nominal Value	Dividends [1]	Date of Last Coupon	Dividend [2]	Note	Shares	Closing price	% change	Previous closing price/date	Open price	Price min	Price max	Last price	Avg price	Last Bid [7]	Last Ask [7]	P/E after	Year	Volume	Trades	Transactions Value[8]	Company Mkt Value (thou. €)	Year low	Year high	Sector[4]
15,878,748	0.480	---	10/07/2006	22/03/2004	5095	DOMIKI KRITIS SA (CR)	0.167	...	0.167	02/08/2019	---	---	---	---	1000@0.134	15@0.160	---	---	---	---	---	2,651.75	0.05	0.169	50101010
3,961,300	1.28	---	29/06/2004	03/08/2000	5080	DUROS SA (CR)	0.2	...	0.2	02/08/2019	---	---	---	---	800@0.160	---	---	2018	---	---	---	792.26	0.151	0.236	40204020
7,085,888	1.59	---	02/07/1996	06/09/2010	4690	ELVIEMEK (CR)	2.6	...	2.6	02/08/2019	---	---	---	---	200@2.08	236@2.62	---	---	---	---	---	18,423.31	2.6	4.7	35101010
51,754,364	0.300	---	23/12/2003	24/01/2007	5197	SELECTED TEXT. IND. ASSOC (CR)	0.17	-1.73	0.173	02/08/2019	0.173	0.17	0.173	0.17	150@0.168	2500@0.170	---	---	2,505	2	425.87	8,798.24	0.0875	0.22	55101020
11,125,110	0.300	---	02/06/2010	06/11/2017	5178	EUROCONSULTANTS S.A. (CR)	0.19	2.15	0.186	02/08/2019	0.19	0.19	0.19	0.19	1000@0.176	500@0.202	---	---	15,000	4	2,850.00	2,113.77	0.105	0.228	50205020
7,125,216	0.650	---	01/07/2005	14/12/1999	4955	KRE.KA SA (CR)	0.034	...	0.034	02/08/2019	---	---	---	---	20300@0.041	---	---	2018	---	---	---	242.26	0.0275	0.0405	45102010
7,734,375	1.00	---	09/07/2007	07/01/2011	5112	LIVANIS SA (CR)	0.068	...	0.068	02/08/2019	---	---	---	---	---	1400@0.078	---	---	---	---	---	525.94	0.032	0.0815	40301030
15,842,391	1.51	---	15/07/2009	12/05/2000	5141	BITROS HOLDING SA (CR)	0.175	19.86	0.146	02/08/2019	0.175	0.175	0.175	0.175	0.175 32144@0.175	---	---	---	4,856	7	849.80	2,772.42	0.084	0.175	55102010
119,596,817	0.300	---	15/07/2008	27/04/2017	5190	NIKAS SA (CR)	0.41	...	0.41	02/08/2019	---	---	---	---	---	---	---	---	---	---	---	49,034.69	0.32	0.444	45102020
24,319,250	0.300	---	09/07/2002	04/07/2007	5165	PROODEFTIKH SA (CR)	0.184	10.18	0.167	02/08/2019	0.19	0.134	0.19	0.134	0.184 760@0.134	1000@0.180	---	---	2,380	10	437.72	4,474.74	0.09	0.22	50101010
245,497,164	0.300	---	01/07/2008	30/07/2012	5207	SELONDA AQUACULTURE SA (CR)	0.052	4.00	0.05	02/08/2019	0.0525	0.0515	0.0525	0.0515	0.052 12500@0.052	7000@0.052	---	---	141,951	37	7,441.43	12,765.85	0.031	0.0776	45102010
10,186,667	1.35	---	24/06/2008	02/02/2016	4887	SIDMA SA (CR)	0.53	4.95	0.505	02/08/2019	0.53	0.53	0.53	0.53	100@0.480	510@0.530	---	---	1,700	6	901.00	5,398.93	0.204	0.53	55102010
23,743,440	0.300	---	23/06/2008	24/07/2018	5200	SFAKIANAKIS SA (CR)	0.34	...	0.34	02/08/2019	0.34	0.34	0.34	0.34	0.34 37039@0.340	1200@0.392	---	---	150	1	51.00	8,072.77	0.236	0.384	40401030
766,000	1.00	---	01/07/2004	11/12/2012	5193	TRIA ALFA SA (CR)	2.64	...	2.64	02/08/2019	---	---	---	---	---	326@2.64	80.88	2018	---	---	---	2,531.84	2.5	3.18	55101020
245,000	1.00	---	19/07/2010	11/12/2012	5194	TRIA ALFA SA (PR)	2.08	...	2.08	02/08/2019	---	---	---	---	---	11@2.06	63.72	2018	---	---	---	2,531.84	0.535	2.1	55101020

## Suspension Status

20,255,805	0.300	---	22/08/2006	02/08/2010	5136	AXON HOLDING SA (CR)	0.058	...	0.058	28/04/2017	---	---	---	---	---	---	---	---	---	---	---	1,174.84	0.058	0.058	20101010
21,820,410	0.800	---	22/05/2008	02/08/2011	5174	EUROMEDICA SA (CR)	0.448	...	0.448	30/04/2018	---	---	---	---	---	---	---	---	---	---	---	9,775.54	0.448	0.448	20101010
66,948,210	0.300	---	22/09/2015	22/09/2015	5179	FOLLI FOLLIE (CR)	4.8	...	4.8	24/05/2018	---	---	---	---	---	---	---	---	---	---	---	321,351.41	4.8	4.8	40401030
14,870,100	0.300	---	15/05/2008	26/09/2011	5130	ALPHA GRISSIN S.A. (CR)	0.014	...	0.014	13/04/2017	---	---	---	---	---	---	---	---	---	---	---	208.18	0.014	0.014	10102030
33,930,000	0.300	---	03/07/2006	30/05/2001	4865	BABIS VOVOS SA (CR)	0.304	...	0.304	30/03/2012	---	---	---	---	---	---	---	---	---	---	---	10,314.72	0.304	0.304	35101010
77,126,446	0.340	---	23/05/2005	18/08/2011	5206	G.E. DIMITRIOU (CR)	0.0125	...	0.013	30/04/2019	---	---	---	---	---	---	---	---	---	---	---	964.08	0.01	0.028	40202020
6,000,000	0.600	---	13/06/2008	08/04/2004	5172	EUROBROKERS S.A. (CR)	0.008	...	0.008	27/04/2018	---	---	---	---	---	---	---	---	---	---	---	48.00	0.008	0.008	30302015
24,619,524	0.500	---	10/10/1986	30/12/2002	4914	KERAMIA-ALLATINI (CR)	0.088	...	0.088	30/08/2012	---	---	---	---	---	---	---	---	---	---	---	2,166.52	0.088	0.088	35101010
31,543,600	0.420	---	19/07/2010	19/12/2018	5205	KRETA FARM SA (CR)	1.085	...	1.085	30/04/2019	---	---	---	---	---	---	---	---	---	---	---	34,224.81	0.6	1.22	45102020
25,179,640	0.600	---	08/08/1994	19/09/2000	5191	J.BOUTARIS & SON HOLD. SA (CB)	0.026	...	0.026	01/10/2018	---	---	---	---	---	---	---	---	---	---	---	742.45	0.026	0.026	45101015
1,540,000	0.600	---	08/08/1994	19/09/2000	5192	J.BOUTARIS & SON HOLD. (PB)	0.057	...	0.057	01/10/2018	---	---	---	---	---	---	---	---	---	---	---	742.45	0.057	0.057	45101015
23,935,280	0.300	---	29/06/2009	13/06/2000	5153	NAYTEMPORIKI PUBLISHING SA(CR)	0.107	...	0.107	02/10/2017	---	---	---	---	---	---	---	---	---	---	---	2,561.07	0.107	0.107	40301030
255,459,600	0.300	---	26/06/2000	03/12/2010	5101	NEL SA (CR)	0.07	...	0.07	31/08/2015	---	---	---	---	---	---	---	---	---	---	---	17,882.17	0.07	0.07	40501015
23,463,874	0.800	---	23/05/2003	21/12/1999	4918	NEORION SA (CR)	0.125	...	0.125	30/08/2012	---	---	---	---	---	---	---	---	---	---	---	2,932.98	0.125	0.125	50206030
18,750,000	0.300	---	02/07/2001	31/12/2012	5154	PEGASUS PUBLISHING S.A. (CR)	0.089	...	0.089	02/10/2017	---	---	---	---	---	---	---	---	---	---	---	1,668.75	0.089	0.089	40301030
100,793,572	0.300	---	16/07/2009	11/02/2016	5110	TELETIPOS SA (CR)	0.06	...	0.06	07/03/2016	---	---	---	---	---	---	---	---	---	---	---	6,047.61	0.06	0.06	40301035
4,034,950	0.680	---	01/07/2005	30/12/2010	5171	CHATZIKRANIOTIS & SONS SA (CR)	0.14	...	0.14	27/04/2018	---	---	---	---	---	---	---	---	---	---	---	564.89	0.14	0.14	45102020

Shares' Notes

Code	Note text
( )	- Adjusted dividends.
*	- Last adjusted closing price.
[1]	- Net dividends.
[2]	- The "Date of Last Coupon" for New listings refers to the date company's stocks started to trade in Athex
[3]	- The Company Market Value is referred to the number of outstanding shares
[4]	- Sectors codification can be found in Appendix A
[5]	- The Market Value refers to the total number of shares listed (including their several classes) in the exchange by the company.
[6]	- P/E greater than 100
[7]	- Last view of the Order Book before the end of the trading session
[8]	- All Blocks Methods' Transactions Value are included.
4690	- Transfer to Surveillance category as of 4/4/2006.
4750	- Transfer to the Under Surveillance Category from 8/4/2011.
4865	- Suspension of trading as of 2/4/2012.
4887	- Transfer to the Surveillance Category as of 10/4/2012.
4912	- Transfer to the Surveillance Category as of 31/7/2012.
4914	- Suspension of trading as of 31/8/2012.
4918	- Suspension of trading as of 31/8/2012.
4955	- Transfer to the Surveillance Category as from 5/4/2013.
4956	- Transfer to the Surveillance Category as from 5/4/2013.
4957	- Transfer to the Surveillance Category as from 5/4/2013.
4958	- Transfer to the Surveillance Category as from 5/4/2013.
4959	- Transfer to the Surveillance Category as from 5/4/2013.
4983	- Transfer to the Surveillance Category as of 5/4/2013.
5080	- Transfer to the Surveillance Category as of 06/09/2011.
5093	- Transfer to the Surveillance Category as of 8/4/2015.
5095	- Transfer to the Surveillance Category as from 5/4/2013.
5101	- Suspension of trading as of 1/9/2015.
5110	- Suspension of trading as of 08/03/2016.
5112	- Transfer to the Surveillance Category as of 15/04/2016.
5115	- Transfer to the Surveillance Category as of 15/04/2016.
5123	- Transfer to the Surveillance Category as of 10/04/2014
5130	- Suspension of trading as of 18/04/2017.
5136	- Suspension of trading as of 02/05/2017.
5141	- Transfer to the Surveillance Category as of 10/05/2017.
5153	- Suspension of trading as of 03/10/2017.
5154	- Suspension of trading as of 03/10/2017.
5156	- Transfer to the Surveillance Category as of 11/12/2017.
5160	- Transfer to the Surveillance Category as of 15/04/2016.
5161	- Transfer to the Surveillance Category as of 25/11/2011.
5162	- Transfer to the Under Supervision Category as of 21/12/2009.
5165	- Transfer to the Surveillance Category as of 15/02/2018.
5171	- Suspension of trading as of 30/04/2018.
5172	- Suspension of trading as of 30/04/2018.
5174	- Suspension of trading as of 02/05/2018.
5178	- Transfer to the Surveillance Category as of 11/05/2018.
5179	- Suspension of trading as of 25/05/2018.
5190	- Transfer to the Surveillance Category as of 10/04/2012.
5191	- Suspension of trading as of 02/10/2018.
5192	- Suspension of trading as of 02/10/2018.
5193	- Transfer to the Surveillance Category as of 25/10/2018.
5194	- Transfer to the Surveillance Category as of 25/10/2018.
5195	- Transfer to the Surveillance Category as of 27/06/2008.

## Shares' Notes

Code	Note text
5196	- Transfer to the Under Surveillance Category from 08/04/2011.
5197	- Transfer to the Surveillance Category as of 07/11/2018.
5200	- Transfer to the Surveillance Category as of 10/04/2012.
5205	- Suspension of trading as of 02/05/2019.
5206	- Suspension of trading as of 02/05/2019.
5207	- Transfer to the Surveillance Category as from 13/05/2019.
5210	- Share capital increase in progress through a rights issue. Rights' trading period on ATHEX: 24/07/2019 - 01/08/2019, pre-emption rights' subscription period: 24/07/2019 - 06/08/2019.
5213	- Share capital increase in progress. Righth's trading period: 29/07/2019 - 07/08/2019. Right's subscription period: 29/07/2019 - 12/8/2019.



### Securities Blocks Details

Securities	Block Volume	Price	Block Trade Value	Time of approval	Note
ALPHA BANK (CR)	500,000	1.65	823,000.00	10:55:25	20
JUMBO SA (CR)	30,000	16.75	502,500.00	13:54:16	20
EUROBANK ERGASIAS (CR)	609,320	0.777	473,441.64	16:19:36	20
OTE (CR)	80,000	12.39	991,200.00	16:47:59	20

### Blocks Notes

- 9 - Method 6-1 / Special Fees
- 10 - Method 6-1 / Special Fees, SDS
- 14 - Method 6-3 / Settlement, Incomplete Buy and Sell
- 18 - Method 6-2 / SPOT 1
- 19 - Method 6-2 / SPOT 2
- 20 - Method 6-1 and Method 6-1 Same Day Settlement
- 21 - Other Pre-agreed

## Shares Rights Details

Occured date	Exercise from	Exercise until	Trading until	Rights	Price min	Price max	Closing price	Last Bid	Last Ask	Volume	Trades	Transactions Value
19/07/2019	24/07/2019	06/08/2019	01/08/2019	TRASTOR REAL ESTATE INVESTMEN	---	---	---	---	---	---	---	---
24/07/2019	29/07/2019	12/08/2019	07/08/2019	UNIBIOS HOLDINGS S.A.(CR)	0.100	0.131	0.118	---	---	337,312	149	39,304.76

---

**Securities Forced Sales**

---

Securities	Category of Security	Transaction s Volume	Number of Trades	Transactions Value	Note
------------	----------------------	-------------------------	---------------------	-----------------------	------

---

No Forced Transactions.

---

---

**Forced Sales Notes**

---

- 1 - Normal Forced Sale.
- 2 - Forced Sales of Fixed Registered Shares.
- 3 - Forced Sales of Remaining Stock Fractions.

**Forced Sales Registered Shares**

Securities	Start Date	End Date	Initial Volume	Remaining Volume	Date	Avg price (day)	Avg price (period)	Number of Trades	Transactions Volume	Transactions Value
------------	------------	----------	----------------	------------------	------	-----------------	--------------------	------------------	---------------------	--------------------

No Fixed Registered Shares Forced Sales.

**Forced Sales Notes**

According to Decision 1/380/04.05.2008 of the Hellenic Republic Capital Market Commission, the certificated registered shares that have not been deposited to the issuer for dematerialisation, will be auctioned in the Athens Exchange by the supervising issuer. Forced sales procedure is held according to Article 99A of the Athens Exchange Rulebook. The average price of the period is calculated by dividing the Total transactions value by the Total volume and includes all the transactions made until the current date.

## Exchange Traded Funds (ETFs) Characteristics

	Transactions Date (T)	Creation / Redemption	Units (T-1)	New Units (T-1)	Redemption Units (T-1)	Units (T) [1]	Fund Assets [2]	Net Unit Price	Dividend per	Dividend Date
ALPHA ETF FTSE Athex Large Cap	05/08/2019	5,000	812,382	---	---	812,382	18,234,300.00	22.4455	0.43	30/06/2018

## ETFs Notes

[1] - Units (T) = Units (T-1) + New Units (T-1) - Redemption Units (T-1)

[2] - The Creation / Redemption Units of T-1 are included.

## Convertible Corporate Bonds - Regulated Market

Num Listed Bonds	Nominal price	Issue price	Today's Rate	Exp. Date	Duration (years)	Note	Coupon		Trading	Corporate Bonds	Price min	Price max	Closing price	Previous closing price/date	Volume	Transactions Value	Last order			ear min	Year max
							Common	Preferred									Price	Buy / Sell	Date		
171,268,704	0.30	0.30	1.00	11/10/2025	9	---	12	---	1	FORTHNET S.A. (Convertible)	---	---	---	---	---	---	11.5550	B	05/08/2019	100.0000	100.0000

## Corporate Bonds Notes

Transactions Volume = (Pieces) \* (Nominal Price). Transactions Value = (Pieces) \* (Nominal Price) \* (price %) + (Accrued interest).

The price of a Bond is stated as a percentage (%) of Bond's Nominal Price.

Nominal Price in Euros (€), except if it is noted differently.

## Non Convertible Corporate Bonds - Regulated Market

Num Listed Bonds	Nominal price	Issue price	Today's Rate	Exp. Date	Duration (years)	Note	Coupon		Trading	Corporate Bonds	Accrued Int.	Yield.T.Mat	Price min	Price max	Closing price	Previous closing price/date	Volume	Transactions Value	Last order			ear min	Year max	
							Common	Preferred											Price	Buy / Sell	Date			
175,000	1,000.00	1,000.00	3.40	26/07/2024	5	---	1	---	1	ATTICA HOLDINGS S.A. (Non Convertible)	1.1333	2.9430	101.8000	102.1000	101.9964	101.8910	02/08/2019	126,000	128,595.30	101.6300	B	35/08/2019	100.8500	102.3500
25,000	1,000.00	1,000.00	4.95	26/06/2023	5	---	3	---	1	B&F COMM. & GARM. INDUS. S.A. (Non Convertible)	5.7750	5.6980	---	---	---	96.5660	02/08/2019	---	---	95.7000	B	35/08/2019	93.0000	98.5000
90,000	1,000.00	1,000.00	3.00	11/05/2023	5	---	3	---	1	CORAL A.E. (Non Convertible)	7.1667	1.9430	---	---	---	103.5000	01/08/2019	---	---	103.5000	B	35/08/2019	100.2726	104.9499
120,000	1,000.00	1,000.00	3.95	04/04/2025	7	---	3	---	1	GEK TERNA S.A. (Non Convertible)	13.7153	2.7060	---	---	---	105.4660	02/08/2019	---	---	104.7000	B	35/08/2019	99.0000	106.0000
300,000	1,000.00	1,000.00	3.10	27/06/2022	5	---	5	---	1	MYTILINEOS HOLDINGS S.A. (Non Convertible)	3.5306	2.2260	102.0000	102.1000	102.0032	102.0310	01/08/2019	31,000	31,730.45	101.8000	B	35/08/2019	100.5818	103.4000
50,000	1,000.00	1,000.00	4.35	20/06/2022	5	---	5	---	1	SYSTEMS SUNLIGHT S.A. (Non Convertible)	5.8000	3.1670	102.1000	102.5000	102.3667	102.0100	01/08/2019	3,000	3,088.40	102.1000	B	35/08/2019	99.4118	104.5000
200,000	1,000.00	1,000.00	3.50	21/03/2022	5	---	5	---	1	O.P.A.P. S.A. (Non Convertible)	13.5139	2.4530	102.1000	102.1000	102.1000	101.8100	02/08/2019	10,000	10,345.14	101.6300	B	35/08/2019	101.6500	103.5200
40,000,000	1.00	1.00	5.00	04/10/2021	5	---	12	---	1	HOUSEMARKET S.A. (Non Convertible)	0.0047	2.3220	104.9000	104.9000	104.9000	104.8700	02/08/2019	19,000	20,020.72	104.6000	B	35/08/2019	101.9500	106.0000
200,000	1,000.00	1,000.00	3.60	12/03/2026	7	---	1	---	1	AEGEAN AIRLINES S.A. (Non Convertible)	14.8000	2.5690	105.2000	106.0000	105.6775	105.2630	02/08/2019	369,000	395,411.17	105.4000	B	35/08/2019	100.3628	107.0000

## Corporate Bonds Notes

Transactions Volume = (Pieces) \* (Nominal Price). Transactions Value = (Pieces) \* (Nominal Price) \* (price %) + (Accrued interest).

The price of a Bond is stated as a percentage (%) of Bond's Nominal Price.

Nominal Price in Euros (€), except if it is noted differently.





## Government Bonds

Number Listed Bonds	Nominal price	Today's Rate	Accrued Interest Calc	Exp. Date [1]	Duration (years)	Note	Coupons Date	Curr. coupon value	Trading Unit	Government Bonds	Price min	Price max	Closing price	Previous closing price/date	Volume	Transactions Value	Price	Last order Buy / Sell	Date
---------------------	---------------	--------------	-----------------------	---------------	------------------	------	--------------	--------------------	--------------	------------------	-----------	-----------	---------------	-----------------------------	--------	--------------------	-------	-----------------------	------

## Government Bonds Notes

Transactions Volume = (Pieces) \* (Nominal Price). Transactions Value = (Pieces) \* (Nominal Price) \* (price %) + (Accrued interest).

The Value of current coupon for the issues with NV 0.01 euro refers to NV 100 euros

FLR: Floating Interest Rate.

[1] - The Expiration Date of the interest bearing period and the Date for coupon payment.

## Treasury Bills &amp; Zero Coupon Government Bonds

Issue Date	13-Week Maturity									26-Week Maturity									52-Week Maturity								
	Exp. Date	Initial Rate	Num Listed Bonds	Nominal price	Issue price	Last Trade Price	Last Trade Date	Volume Traded	Note	Exp. Date	Initial Rate	Num Listed Bonds	Nominal price	Issue price	Last Trade Price	Last Trade Date	Volume Traded	Note	Exp. Date	Initial Rate	Num Listed Bonds	Nominal price	Issue price	Last Trade Price	Last Trade Date	Volume Traded	Note
14/09/2018	---	---	---	---	---	---	---	---	---	---	---	---	---	---	---	---	---	---	13/09/2019	1.09	1,000,000	1,000.00	989.10	---	---	---	---
14/12/2018	---	---	---	---	---	---	---	---	---	---	---	---	---	---	---	---	---	---	13/12/2019	1.09	1,000,000	1,000.00	989.10	---	---	---	---
15/03/2019	---	---	---	---	---	---	---	---	---	---	---	---	---	---	---	---	---	---	13/03/2020	0.95	1,000,000	1,000.00	990.50	---	---	---	---
14/06/2019	---	---	---	---	---	---	---	---	---	---	---	---	---	---	---	---	---	---	12/06/2020	0.47	1,000,000	1,000.00	995.30	---	---	---	---

Bonds in Circulation	Currency / Min nominal traded Value	Coupons Payment Date	Current Coupon Value	Note	Coupon	Trading Unit	Issue Date	Duration (years)	Today's Interest	A.I.C in days	Bonds	Last price of previous days		Last Outcry in Cash (euro)			Trades in Pieces	Life min	Life Max
												Price	Buy / Sell	Price	Buy / Sell	Date			
<b>Corporate Bonds in Foreign Currency and Euro</b>																			
103,746	GBP / 10	01/12	0.25	---	60	1	01/12/1930	98	2.5	360	National Mortgage Bank	2.27	05/02/1996	2.27	S	05/02/1996	---	2.27	2.27
0	GBP / 10	01/12	0.25	---	62	1	01/12/1928	100	2.5	360	National Mortgage Bank	---	---	---	---	---	---	---	---

## Government Bonds Notes

A.I.C: Accrued Interest Calculation base.

FLR: Floating Interest Rate.

The minimum tradeable Nominal Value for all Demeterialised Government Titles is 100 Euros.

(μτφρ-0)

**Athex & ATHEXClear Members List**

Member Name	Stock Market			Derivatives Market		ATHEXClear Member				
	Address	Phone	Fax	Market Member	Remote Member	Market Maker	Proprietary	Market Maker	General Clearing	Direct Clearing
<b>A. SARRIS SECURITIES S.A.</b>				a						
6, DRAGATSANIOU ATHINA	+30 2103367700	210-3312324								
<b>ALPHA BANK A.E.</b>									a	
40, STADIOU STR ATHINA	(210)-3265546	(210)-3265811								
	(210)-3260000	(210)-3264116								
103, AVE. ATHINON ATHINA	+30 2103436820	210-3436270								
<b>ALPHA FINANCE INVESTMENT SERVICES S.A.</b>				a		a	a	a		a
5, MERLIN ATHINA	+30 2103677400	210-33311193								
<b>ARGUS STOCKBROKERS LTD</b>				a	a		a			
25, DIMOSTHENI SEVERI AVE NICOSIA	+357 22717000	0035722717070								
<b>ATLANTIC SECURITIES LIMITED</b>				a	a					
37, PRODROMOU NICOSIA	+357 22445400	00357 22661914								
<b>AXON SECURITIES S.A.</b>				a			a			
48, STADIOU ATHINA	+30 2103363800	210-3243903								
<b>BETA SECURITIES S.A.</b>				a		a	a			a
29, ALEXANDRAS AVEN. & VRAILA ATHINA	+30 2106478900	210-6410139								
<b>BNP PARIBAS SECURITIES SERVICES</b>									a	
2, LAMPSAKOU ATHINA	+30 2107468500	210-7468579-581								
<b>CAPITAL SECURITIES S.A.</b>				a			a			
58, MITROPOLEOS ATHINA	+30 2103369700	+30 210 3369820								
<b>CFS SECURITIES-INVESTMENT SERVICES S.A.</b>				a						
3, PAPARRIGOPOULOU ATHINA	+30 2103360800	+30 210-3360980								
<b>CITIGROUP GLOBAL MARKET LTD</b>				a	a					
1, CITIGROUP CENTER, CANADA SQ., CANARY WHARF LONDON	+44 02079864000									
<b>CITIGROUP GLOBAL MARKETS EUROPE AG</b>				a	a					
16, REUTERWEG FRANKFURT										
<b>CREDIT SUISSE SECURITIES (EUROPE) LIMITED</b>				a	a					
1, CABOT SQUARE LONDON	+44 2078888888									
<b>CYCLOS SECURITIES S.A.</b>				a			a			a
39, PANEPISTIMIOU ATHINA	+30 2103364300	+30 210-3239122								
<b>DEUTSCHE BANK S.A.</b>				a	a		a			
1, GREAT WINCHESTER STREET LONDON	+44 20 754 54209	00441133361437								
<b>DYNAMIC SECURITIES S.A.</b>				a			a			a
, SYGROU AVENUE 223 & TRALLEON 2 NEA SMYRNI	+30 2103677700	210-3677777								
<b>EUROBANK EQUITIES INVESTMENT FIRM S.A</b>				a		a	a	a		a
, FILELLINON 10 & XENOFONTOS 13 ATHINA	+30 2103720000	210-3720001								
<b>EUROBANK ERGASIAS S.A.</b>									a	
8, OTHONOS ATHINA	+30 2103337000	210-3245916								
8, OTHONOS STR. ATHINA	(210)-3337000	(210)-3233866								
	(210)-3337969	(210)-3245916								
<b>EUROCORP INVESTMENT SERVICES S.A.</b>				a			a			a
14, FILIKIS ETERIAS SQ, ATHINA	+30 2107263500	2107263666								
<b>EUROTRUST INVESTMENT FIRM SA</b>				a						
113, SEVASTOUPOLEOS ATHINA	+30 2103363100	+30 210-3238334								
<b>EUROXX SECURITIES S.A.</b>				a		a	a	a		a
7, PALEOLOGOU CHALANDRI	+30 2106879400	210-6879401								
7, PALAIOLOGOU CHALANDRI	(210)-6879400	(210)-6879401								
<b>G. A. PERVANAS SECURITIES-INVESTMENT SERVICES CO S.A.</b>				a						
7-9, SOFOKLEOUS ATHINA	+30 2103727200	210-3210-291								
<b>GLOBAL CAPITAL SECURITIES AND FINANCIAL SERVICES LTD</b>				a	a					
50, AVE. ARCHIEPISKOPOU MAKARIOU NICOSIA	+357 22710710	357 22339332								
<b>HELLENIC BANK (INVESTMENTS) LTD</b>					a					
, AVE.KYRIAKOU MATSI 31 - PO BOX 24747 NICOSIA	+357 22500100	357 22500110								
<b>HELLENIC-AMERICAN SECURITIES S.A.</b>				a		a	a			a
27, ANDREA PAPANDEOU ATHINA	+30 2103311100	+30 210-3215968								
<b>HSBC FRANCE</b>									a	
109-111, AVE. MESOGION ATHINA	+30 2106960000	210-6929336								
<b>INDEX SECURITIES S.A.</b>				a						
6, DRAGATSANIOU ATHINA	+30 2103213920	+30 210-3213216								
<b>INVESTMENT BANK OF GREECE S.A.</b>				a		a	a	a	a	
32, EGIALIAS & PARADISOU MAROUSI	+30 2108173111	+30 210-6896325								
<b>J. CHR. MAVRIKIS SECURITIES S.A.</b>				a						
5, SOFOKLEOUS ATHINA	+30 2103216730	210-3217767								

Athex & ATHEXClear Members List

Member Name	Stock Market			Derivatives Market		ATHEXClear Member				
	Address	Phone	Fax	Market Member	Remote Member	Market Maker	Proprietary	Market Maker	General Clearing	Direct Clearing
KAPPA SECURITIES S.A.				a			a			
15, VALAORITOU ATHINA	+30 2103678600	+30 210-3641002								
KARAMANOF SECURITIES AND INVESTMENT SERVICES S.A.				a			a			
2, SQ. AGION THEODORON ATHINA	+30 2103212947	+30 210-3217088								
LAIKI FINANCIAL SERVICES LTD					a					
26, AVE. VYRONOS NICOSIA	357 22367367	357 22718567								
LEON DEPOLAS SECURITIES S.A.				a		a	a			
1, CHRISTOU LADA ATHINA	+30 2103213276	+30 210-3211618								
MEGA EQUITY SECURITIES & FINANCIAL SERVICES PUBLIC LTD				a	a		a			
42-44, AVE. GRIVA DIGENI NICOSIA	+357 22711711	357 22711811								
MERIT SECURITIES S.A.				a		a	a			a
5, SOFOKLEOUS ATHINA	+30 2141008800	210-3671830								
MERRILL LYNCH INTERNATIONAL				a	a					
2, KING EDWARD STREET LONDON	+44 20276281000									
N. CHRYSOCHOIDIS STOCK BROKERAGE I.S.S.A.				a			a			a
7-9, SOFOKLEOUS ATHINA	+30 2103213913	+30 210-3216115								
NATIONAL BANK OF GREECE S.A.				a		a	a		a	
68, AKADIMIAS STR. ATHINA	(210)-3328817	(210)-3328678								
86, AIOLOU STR. ATHINA	(210)-3341000	(210)-3228187								
NATIONAL SECURITIES S.A.				a		a	a	a		
66, KIFISIAS AVE, BUILDING A ATHINA	+30 2107720000	+30 210-7720002								
NUNTIUS BROKERAGE AND INVESTMENT SERVICES S.A.				a						
6, DRAGATSANIOU ATHINA	+30 2103350599	+30210-3254846								
ONE PLUS CAPITAL LIMITED				a	a					
, 75 PRODOMOU AVENUE, ONEWORLD PARKVIEW HOUSE, 3RD FLOOR	+357 22873760									
PANTELAKIS SECURITIES S.A.				a		a	a	a		
57, ETHNIKIS ANTISTATIS B CHALANDRI	+30 2106965000	210-6929550								
PEGASUS SECURITIES S.A.				a			a			
17, VALAORITOU & AMERIKIS ATHINA	+30 2103670700	+30 210-3670760								
PIRAEUS BANK S.A.				a			a		a	
4, AMERIKIS STR. ATHINA	(210)-3335000	(210)-3335079								
4, AMERIKIS STR ATHINA	(210)-3335918	(210)-3254207								
4, AMERIKIS ATHINA	+30 2103335000	210-3335079								
PIRAEUS SECURITIES S.A.				a		a	a	a		a
10, STADIU ATHINA	+30 2103354100	210-3354170								
PROCHOICE SECURITIES LTD				a	a					
57, SPYROU KYPRIANOY NICOSIA	+357-24-661192	+357-24-662464								
SHARELINK SECURITIES-FINANCIAL SERVICES LTD				a	a		a			
6, THEOTOKI MEGARO ELLINA NICOSIA	+357 22554200	+357 22750852								
SOCIETE GENERALE S.A.				a	a		a			
, 17 COURS VALMY 92987 PUTEAUX - LA DEFENSE PARIS	+33 157290504	+33142138697								
SOLIDUS SECURITIES S.A.				a			a			a
64, LOUIZIS RIANCOUR ATHINA	+30 2106900600	210-6985421								
ST. EM. LAVRENTAKIS SECURITIES S.A.				a			a			
7-9, SOFOKLEOUS ATHINA	+30 2103213336	+30 210-3246572								
THE CYPRUS INVESTMENT & SECURITIES CORPORATION LTD				a	a					
154, LIMASSOL AVENUE, STROVOLOS NICOSIA	+357 22121700	357 22338800								
UBS LIMITED					a					
1, FINSBURY AVENUE LONDON	+44 2075687135									

List of Stocks under Market Making operations

Securities	Stock Category
Market Maker	Start Market Making
<b>ADMIE (IPTO) HOLDING S.A. (CR)</b>	Main Market
PIRAEUS SECURITIES S.A.	29/06/2017
<b>ALPHA BANK (CR)</b>	Main Market
ALPHA FINANCE INVESTMENT SERVICES S.A.	29/02/2016
EUROBANK EQUITIES INVESTMENT FIRM S.A	24/10/2012
HELLENIC-AMERICAN SECURITIES S.A.	06/02/2019
LEON DEPOLAS SECURITIES S.A.	04/01/2016
MERIT SECURITIES S.A	03/09/2013
NATIONAL SECURITIES S.A	15/01/2013
PIRAEUS SECURITIES S.A.	28/05/2013
<b>ALUMIL (CR)</b>	Main Market
BETA SECURITIES S.A.	18/07/2013
<b>AS COMPANY SA (CR)</b>	Main Market
EUROBANK EQUITIES INVESTMENT FIRM S.A	01/04/2019
<b>ATTICA BANK S.A. (CR)</b>	Main Market
EUROXX SECURITIES S.A.	22/01/2016
PIRAEUS SECURITIES S.A.	20/09/2017
<b>ATTICA HOLDINGS (CR)</b>	Main Market
HELLENIC-AMERICAN SECURITIES S.A.	28/12/2017
<b>AUTOHELLAS SA (CR)</b>	Main Market
ALPHA FINANCE INVESTMENT SERVICES S.A.	01/07/2019
EUROXX SECURITIES S.A.	02/07/2018
<b>AVAX S.A. (CR)</b>	Main Market
EUROBANK EQUITIES INVESTMENT FIRM S.A	14/12/2015
<b>BYTE COMPUTER SA (CR)</b>	Main Market
MERIT SECURITIES S.A	04/08/2013
<b>CC HBC AG (CR)</b>	Main Market
EUROBANK EQUITIES INVESTMENT FIRM S.A	23/10/2013
NATIONAL SECURITIES S.A	29/04/2013
PIRAEUS SECURITIES S.A.	04/05/2015
<b>CENERGY HOLDINGS (CB)</b>	Main Market
ALPHA FINANCE INVESTMENT SERVICES S.A.	02/01/2017
EUROBANK EQUITIES INVESTMENT FIRM S.A	02/01/2017
<b>CNL CAPITAL (CR)</b>	Main Market
MERIT SECURITIES S.A	01/10/2018
<b>EKTER SA (CR)</b>	Main Market
EUROBANK EQUITIES INVESTMENT FIRM S.A	16/10/2017
LEON DEPOLAS SECURITIES S.A.	21/05/2018
<b>ELASTRON (CR)</b>	Main Market
LEON DEPOLAS SECURITIES S.A.	20/02/2017
<b>ELLAKTOR (CR)</b>	Main Market
ALPHA FINANCE INVESTMENT SERVICES S.A.	14/03/2019
EUROXX SECURITIES S.A.	24/09/2018
HELLENIC-AMERICAN SECURITIES S.A.	14/01/2019
NATIONAL SECURITIES S.A	25/06/2013
PIRAEUS SECURITIES S.A.	22/10/2018
<b>ELTON SA (CR)</b>	Main Market
BETA SECURITIES S.A.	03/09/2013
LEON DEPOLAS SECURITIES S.A.	01/04/2019
<b>ELVALHALCOR (CB)</b>	Main Market
ALPHA FINANCE INVESTMENT SERVICES S.A.	07/05/2018
EUROBANK EQUITIES INVESTMENT FIRM S.A	07/05/2018
<b>EUROBANK ERGASIAS (CR)</b>	Main Market
ALPHA FINANCE INVESTMENT SERVICES S.A.	08/01/2013
EUROBANK EQUITIES INVESTMENT FIRM S.A	01/06/2013
HELLENIC-AMERICAN SECURITIES S.A.	25/07/2014
MERIT SECURITIES S.A	06/11/2017
NATIONAL SECURITIES S.A	01/01/2017
PIRAEUS SECURITIES S.A.	28/09/2013
<b>EUROPEAN RELIANCE INSUR. (CR)</b>	Main Market
EUROBANK EQUITIES INVESTMENT FIRM S.A	08/07/2019
PANTELAKIS SECURITIES S.A.	15/07/2019
<b>EYDAP S.A. (CR)</b>	Main Market
EUROBANK EQUITIES INVESTMENT FIRM S.A	10/06/2019
<b>FOURLIS (CR)</b>	Main Market
EUROBANK EQUITIES INVESTMENT FIRM S.A	01/12/2016
EUROXX SECURITIES S.A.	01/12/2016
PIRAEUS SECURITIES S.A.	06/03/2017

List of Stocks under Market Making operations

Securities	Stock Category
Market Maker	Start Market Making
<b>GEK TERNA (CR)</b>	Main Market
HELLENIC-AMERICAN SECURITIES S.A.	07/09/2015
<b>GR. SARANTIS S.A. (CR)</b>	Main Market
BETA SECURITIES S.A.	14/05/2013
EUROBANK EQUITIES INVESTMENT FIRM S.A	24/10/2016
<b>HELLENIC EXCHANGES-A.S.E. (CR)</b>	Main Market
NATIONAL SECURITIES S.A	25/06/2013
PIRAEUS SECURITIES S.A.	04/05/2015
<b>HELLENIC PETROLEUM (CR)</b>	Main Market
HELLENIC-AMERICAN SECURITIES S.A.	14/09/2015
PIRAEUS SECURITIES S.A.	20/03/2017
<b>IKTINOS HELLAS SA (CR)</b>	Main Market
ALPHA FINANCE INVESTMENT SERVICES S.A.	01/04/2019
EUROBANK EQUITIES INVESTMENT FIRM S.A	25/02/2019
NATIONAL SECURITIES S.A	24/07/2019
<b>INTERCONTINENTAL (CR)</b>	Main Market
LEON DEPOLAS SECURITIES S.A.	03/06/2019
<b>INTRACOM HOLDINGS (CR)</b>	Main Market
ALPHA FINANCE INVESTMENT SERVICES S.A.	03/08/2018
LEON DEPOLAS SECURITIES S.A.	08/10/2018
<b>INTRALOT (CR)</b>	Main Market
EUROBANK EQUITIES INVESTMENT FIRM S.A	18/12/2017
EUROXX SECURITIES S.A.	12/06/2017
HELLENIC-AMERICAN SECURITIES S.A.	30/05/2018
PANTELAKIS SECURITIES S.A.	07/05/2018
PIRAEUS SECURITIES S.A.	28/09/2013
<b>JUMBO SA (CR)</b>	Main Market
MERIT SECURITIES S.A	06/11/2017
PIRAEUS SECURITIES S.A.	06/03/2017
<b>KLOUKINAS - LAPPAS SA (CR)</b>	Main Market
BETA SECURITIES S.A.	22/09/2014
<b>KRI-KRI S.A. (CR)</b>	Main Market
EUROBANK EQUITIES INVESTMENT FIRM S.A	07/05/2018
LEON DEPOLAS SECURITIES S.A.	16/01/2017
<b>LAMDA DEVELOPMENT SA (CR)</b>	Main Market
EUROBANK EQUITIES INVESTMENT FIRM S.A	08/12/2014
PANTELAKIS SECURITIES S.A.	06/11/2017
PIRAEUS SECURITIES S.A.	29/06/2017
<b>LAMPSA HOTEL SA (CR)</b>	Main Market
LEON DEPOLAS SECURITIES S.A.	16/01/2017
<b>MARFIN INVESTMENT GROUP (CR)</b>	Main Market
PIRAEUS SECURITIES S.A.	02/02/2013
<b>MLS MULTIMEDIA SA (CR)</b>	Main Market
HELLENIC-AMERICAN SECURITIES S.A.	07/12/2015
PIRAEUS SECURITIES S.A.	01/08/2019
<b>MOTOR OIL (CR)</b>	Main Market
HELLENIC-AMERICAN SECURITIES S.A.	01/09/2014
LEON DEPOLAS SECURITIES S.A.	01/04/2019
MERIT SECURITIES S.A	25/02/2019
NATIONAL SECURITIES S.A	17/02/2014
PIRAEUS SECURITIES S.A.	04/05/2015
<b>MYTILINEOS HOLDINGS (CR)</b>	Main Market
ALPHA FINANCE INVESTMENT SERVICES S.A.	15/04/2019
EUROBANK EQUITIES INVESTMENT FIRM S.A	20/09/2017
MERIT SECURITIES S.A	25/02/2019
NATIONAL SECURITIES S.A	25/06/2013
PIRAEUS SECURITIES S.A.	04/05/2015
<b>NATIONAL BANK (CR)</b>	Main Market
ALPHA FINANCE INVESTMENT SERVICES S.A.	08/01/2013
EUROBANK EQUITIES INVESTMENT FIRM S.A	24/10/2012
HELLENIC-AMERICAN SECURITIES S.A.	25/07/2014
LEON DEPOLAS SECURITIES S.A.	20/04/2015
MERIT SECURITIES S.A	03/09/2013
NATIONAL SECURITIES S.A	28/02/2013
PIRAEUS SECURITIES S.A.	08/09/2013

List of Stocks under Market Making operations

Securities	Market Maker	Start Market Making	Stock Category
<b>OPAP (CR)</b>			
	ALPHA FINANCE INVESTMENT SERVICES S.A.	08/01/2013	Main Market
	EUROBANK EQUITIES INVESTMENT FIRM S.A	24/10/2012	
	HELLENIC-AMERICAN SECURITIES S.A.	25/07/2014	
	MERIT SECURITIES S.A	20/03/2017	
	NATIONAL SECURITIES S.A	15/01/2013	
	PIRAEUS SECURITIES S.A.	04/05/2015	
<b>OTE (CR)</b>			
	ALPHA FINANCE INVESTMENT SERVICES S.A.	08/01/2013	Main Market
	EUROBANK EQUITIES INVESTMENT FIRM S.A	24/10/2012	
	HELLENIC-AMERICAN SECURITIES S.A.	25/07/2014	
	LEON DEPOLAS SECURITIES S.A.	01/04/2019	
	MERIT SECURITIES S.A	20/03/2017	
	NATIONAL SECURITIES S.A	01/12/2012	
	PIRAEUS SECURITIES S.A.	08/09/2013	
<b>P.P.A. S.A. (CR)</b>			
	EUROBANK EQUITIES INVESTMENT FIRM S.A	06/02/2019	Main Market
<b>PAPOUTSANIS (CR)</b>			
	ALPHA FINANCE INVESTMENT SERVICES S.A.	19/11/2018	Main Market
	BETA SECURITIES S.A.	25/11/2013	
<b>PETROPOULOS PETROS (CR)</b>			
	EUROBANK EQUITIES INVESTMENT FIRM S.A	01/04/2019	Main Market
<b>PIRAEUS BANK (CR)</b>			
	ALPHA FINANCE INVESTMENT SERVICES S.A.	15/04/2019	Main Market
	EUROBANK EQUITIES INVESTMENT FIRM S.A	23/10/2012	
	EUROXX SECURITIES S.A.	15/02/2016	
	HELLENIC-AMERICAN SECURITIES S.A.	14/01/2019	
	MERIT SECURITIES S.A	16/09/2013	
	NATIONAL SECURITIES S.A	02/06/2013	
	PIRAEUS SECURITIES S.A.	16/02/2013	
<b>PLAISIO COMPUTERS SA (CR)</b>			
	BETA SECURITIES S.A.	05/05/2014	Main Market
	EUROBANK EQUITIES INVESTMENT FIRM S.A	02/03/2015	
<b>PPC (CR)</b>			
	ALPHA FINANCE INVESTMENT SERVICES S.A.	23/07/2018	Main Market
	ALPHA FINANCE INVESTMENT SERVICES S.A.	08/01/2013	
	EUROBANK EQUITIES INVESTMENT FIRM S.A	23/10/2012	
	MERIT SECURITIES S.A	06/11/2017	
	NATIONAL SECURITIES S.A	26/03/2013	
	PIRAEUS SECURITIES S.A.	28/09/2013	
<b>PROFILE SA (CR)</b>			
	PANTELAKIS SECURITIES S.A.	01/07/2019	Main Market
<b>QUALITY &amp; RELIABILITY SA (CR)</b>			
	BETA SECURITIES S.A.	20/08/2014	Main Market
<b>QUEST HOLDINGS (CR)</b>			
	BETA SECURITIES S.A.	26/03/2018	Main Market
	EUROBANK EQUITIES INVESTMENT FIRM S.A	28/01/2019	
<b>S.KANAKIS SA (CR)</b>			
	BETA SECURITIES S.A.	01/10/2013	Main Market
<b>THRACE PLASTICS SA (CR)</b>			
	ALPHA FINANCE INVESTMENT SERVICES S.A.	26/03/2018	Main Market
	EUROBANK EQUITIES INVESTMENT FIRM S.A	26/03/2018	
<b>TITAN CEMENT (CR)</b>			
	EUROBANK EQUITIES INVESTMENT FIRM S.A	12/03/2019	Main Market
	NATIONAL SECURITIES S.A	17/02/2014	
	PANTELAKIS SECURITIES S.A.	14/03/2019	
	PIRAEUS SECURITIES S.A.	04/05/2015	
<b>VIOHALCO SA/INV (CB)</b>			
	ALPHA FINANCE INVESTMENT SERVICES S.A.	17/02/2014	Main Market
	EUROBANK EQUITIES INVESTMENT FIRM S.A	01/01/2017	
	MERIT SECURITIES S.A	17/03/2014	



Underlying Asset				Derivatives Market													
Price max	Price min	Closing price	change	Delivery Month	Open price	Price max	Price min	Last price	Closing price	Last Bid	Last Ask	Fixing price*	Life high	Life low	Trades	Volume	Open Interest
FTSE/Athex Large Cap <span style="float: right;">(Trade Unit: 1 Index Point x 2E, Cash Settlement)</span>																	
2,182.60	2,095.88	2,095.88	-3.97%	August 2019	2,170.00	2,175.00	2,091.00	2,098.75	2,098.75	---	---		2,271.00	---	461	2,256	16,449
				September 2019	2,190.00	2,190.00	2,098.00	2,100.00	2,100.00	---	---		2,258.00	---	119	552	794
				October 2019	---	---	---	---	2,192.00	---	---		---	---	---	---	---
				December 2019	---	---	---	---	2,199.50	---	---		---	---	---	---	---
				March 2020	---	---	---	---	2,210.50	---	---		---	---	---	---	---
				June 2020	---	---	---	---	2,221.75	---	---		---	---	---	---	---

## Derivatives notes

Fixing prices and final open positions can be retrieved from the following path <http://www.helex.gr/el/web/guest/statistics-end-of-day-derivatives>

Underlying Asset				Derivatives Market													
Price max	Price min	Closing price	change	Delivery Month	Open price	Price max	Price min	Last price	Closing price	Last Bid	Last Ask	Fixing price*	Life high	Life low	Trades	Volume	Open Interest
<b>ADMIE (IPTO) HOLDING S.A. (CR)</b>				(Contract Size: 100 Securities, Physical Delivery)													
2.18	2.075	2.085	-5.23%	September 2019	2.15	2.16	2.10	2.10	2.10	---	---	---	2.22	---	46	202	7,601
				December 2019	---	---	---	---	2.22	---	---	---	---	---	---	---	---
				March 2020	---	---	---	---	2.23	---	---	---	---	---	---	---	---
				June 2020	---	---	---	---	2.24	---	---	---	---	---	---	---	---
<b>ALPHA BANK (CR)</b>				(Contract Size: 100 Securities, Physical Delivery)													
1.65	1.54	1.54	-8.06%	September 2019	1.64	1.65	1.54	1.55	1.55	---	---	---	1.92	---	540	11,245	68,382
				December 2019	---	---	---	---	1.69	---	---	---	---	---	---	---	---
				March 2020	---	---	---	---	1.70	---	---	---	---	---	---	---	---
				June 2020	---	---	---	---	1.70	---	---	---	---	---	---	---	---
<b>ATTICA BANK S.A. (CR)</b>				(Contract Size: 100 Securities, Physical Delivery)													
0.4455	0.402	0.411	-9.67%	September 2019	0.434	0.435	0.415	0.415	0.415	---	---	---	0.616	---	30	169	8,295
				December 2019	---	---	---	---	0.459	---	---	---	---	---	---	---	---
				March 2020	---	---	---	---	0.461	---	---	---	---	---	---	---	---
				June 2020	---	---	---	---	0.463	---	---	---	---	---	---	---	---
<b>CC HBC AG (CR)</b>				(Contract Size: 100 Securities, Physical Delivery)													
30.82	30.11	30.11	-3.31%	September 2019	30.70	30.70	30.20	30.20	30.20	---	---	---	33.35	---	28	61	391
				December 2019	---	---	---	---	31.38	---	---	---	---	---	---	---	---
				March 2020	---	---	---	---	31.54	---	---	---	---	---	---	---	---
				June 2020	---	---	---	---	31.70	---	---	---	---	---	---	---	---
<b>CENERGY HOLDINGS (CB)</b>				(Contract Size: 100 Securities, Physical Delivery)													
1.466	1.412	1.412	-3.95%	September 2019	1.48	1.48	1.42	1.44	1.44	---	---	---	1.63	---	30	151	10,423
				December 2019	---	---	---	---	1.48	---	---	---	---	---	---	---	---
				March 2020	---	---	---	---	1.49	---	---	---	---	---	---	---	---
				June 2020	---	---	---	---	1.50	---	---	---	---	---	---	---	---
<b>ELLAKTOR (CR)</b>				(Contract Size: 100 Securities, Physical Delivery)													
2.3	2.125	2.145	-3.38%	September 2019	2.19	2.32	2.13	2.14	2.14	---	---	---	2.32	---	259	1,651	12,116
				December 2019	---	---	---	---	2.24	---	---	---	---	---	---	---	---
				March 2020	---	---	---	---	2.25	---	---	---	---	---	---	---	---
				June 2020	---	---	---	---	2.26	---	---	---	---	---	---	---	---
<b>EUROBANK ERGASIAS (CR)</b>				(Contract Size: 100 Securities, Physical Delivery)													
0.825	0.7615	0.765	-7.33%	September 2019	0.832	0.832	0.760	0.768	0.768	---	---	---	0.911	---	338	7,052	44,670
				December 2019	---	---	---	---	0.832	---	---	---	---	---	---	---	---
				March 2020	---	---	---	---	0.836	---	---	---	---	---	---	---	---
				June 2020	---	---	---	---	0.840	---	---	---	---	---	---	---	---

Derivatives notes

Fixing prices and final open positions can be retrieved from the following path <http://www.helex.gr/el/web/guest/statistics-end-of-day-derivatives>

Underlying Asset				Derivatives Market													
Price max	Price min	Closing price	change	Delivery Month	Open price	Price max	Price min	Last price	Closing price	Last Bid	Last Ask	Fixing price*	Life high	Life low	Trades	Volume	Open Interest
<b>EYDAP S.A. (CR)</b>				(Contract Size: 100 Securities, Physical Delivery)													
8.33	7.9	7.9	-5.16%	September 2019	8.15	8.15	8.03	8.03	8.03	---	---	---	8.36	---	4	11	385
				December 2019	---	---	---	---	8.39	---	---	---	---	---	---	---	---
				March 2020	---	---	---	---	8.44	---	---	---	---	---	---	---	---
				June 2020	---	---	---	---	8.48	---	---	---	---	---	---	---	---
<b>FOURLIS (CR)</b>				(Contract Size: 102 Securities, Physical Delivery)													
5.55	5.41	5.47	-0.73%	September 2019	5.49	5.49	5.40	5.44	5.44	---	---	---	5.80	---	32	89	597
				December 2019	---	---	---	---	5.55	---	---	---	---	---	---	---	---
				March 2020	---	---	---	---	5.58	---	---	---	---	---	---	---	---
				June 2020	---	---	---	---	5.61	---	---	---	---	---	---	---	---
<b>GEK TERNA (CR)</b>				(Contract Size: 100 Securities, Physical Delivery)													
6.4	6.08	6.3	-1.56%	September 2019	6.41	6.41	6.15	6.15	6.15	---	---	---	7.01	---	77	255	8,706
				December 2019	---	---	---	---	6.45	---	---	---	6.74	---	---	---	---
				March 2020	---	---	---	---	6.48	---	---	---	---	---	---	---	---
				June 2020	---	---	---	---	6.51	---	---	---	---	---	---	---	---
<b>HELLENIC EXCHANGES-A.S.E. (CR)</b>				(Contract Size: 100 Securities, Physical Delivery)													
4.935	4.67	4.67	-4.50%	September 2019	4.83	4.89	4.73	4.73	4.73	---	---	---	4.89	4.73	6	9	3,373
				December 2019	---	---	---	---	4.93	---	---	---	---	---	---	---	2
				March 2020	---	---	---	---	4.95	---	---	---	---	---	---	---	---
				June 2020	---	---	---	---	4.98	---	---	---	---	---	---	---	---
<b>HELLENIC PETROLEUM (CR)</b>				(Contract Size: 100 Securities, Physical Delivery)													
9.41	9.22	9.22	-2.23%	September 2019	9.30	9.41	9.21	9.21	9.21	---	---	---	9.58	---	46	161	2,161
				December 2019	---	---	---	---	9.50	---	---	---	---	---	---	---	---
				March 2020	---	---	---	---	9.55	---	---	---	---	---	---	---	---
				June 2020	---	---	---	---	9.60	---	---	---	---	---	---	---	---
<b>INTRACOM HOLDINGS (CR)</b>				(Contract Size: 100 Securities, Physical Delivery)													
1.13	1.05	1.056	-6.55%	September 2019	1.10	1.10	1.06	1.06	1.06	---	---	---	1.24	---	22	158	4,756
				December 2019	---	---	---	---	1.14	---	---	---	---	---	---	---	---
				March 2020	---	---	---	---	1.14	---	---	---	---	---	---	---	---
				June 2020	---	---	---	---	1.15	---	---	---	---	---	---	---	---
<b>INTRALOT (CR)</b>				(Contract Size: 100 Securities, Physical Delivery)													
0.546	0.505	0.511	-6.41%	September 2019	0.550	0.550	0.507	0.507	0.507	---	---	---	0.580	---	55	279	5,831
				December 2019	---	---	---	---	0.550	---	---	---	---	---	---	---	---
				March 2020	---	---	---	---	0.553	---	---	---	---	---	---	---	---
				June 2020	---	---	---	---	0.556	---	---	---	---	---	---	---	---

Derivatives notes

Fixing prices and final open positions can be retrieved from the following path <http://www.helex.gr/el/web/guest/statistics-end-of-day-derivatives>

Underlying Asset				Derivatives Market													
Price max	Price min	Closing price	change	Delivery Month	Open price	Price max	Price min	Last price	Closing price	Last Bid	Last Ask	Fixing price*	Life high	Life low	Trades	Volume	Open Interest
<b>JUMBO SA (CR)</b>				(Contract Size: 100 Securities, Physical Delivery)													
17.44	16.62	16.62	-3.93%	September 2019	17.40	17.40	16.70	16.70	16.70	---	---	---	18.80	---	40	77	421
				December 2019	---	---	---	---	17.43	---	---	---	16.75	---	---	---	13
				March 2020	---	---	---	---	17.52	---	---	---	---	---	---	---	---
				June 2020	---	---	---	---	17.61	---	---	---	---	---	---	---	---
<b>LAMDA DEVELOPMENT SA (CR)</b>				(Contract Size: 100 Securities, Physical Delivery)													
9.47	8.96	8.98	-4.26%	September 2019	9.48	9.48	8.95	8.95	8.95	---	---	---	10.15	---	77	304	2,631
				December 2019	---	---	---	---	9.45	---	---	---	---	---	---	---	---
				March 2020	---	---	---	---	9.50	---	---	---	---	---	---	---	---
				June 2020	---	---	---	---	9.55	---	---	---	---	---	---	---	---
<b>MARFIN INVESTMENT GROUP (CR)</b>				(Contract Size: 100 Securities, Physical Delivery)													
0.1484	0.14	0.14	-5.02%	September 2019	0.149	0.149	0.140	0.140	0.140	---	---	---	0.162	---	90	2,214	96,470
				December 2019	---	---	---	---	0.149	---	---	---	---	---	---	---	---
				March 2020	---	---	---	---	0.149	---	---	---	---	---	---	---	---
				June 2020	---	---	---	---	0.150	---	---	---	---	---	---	---	---
<b>MOTOR OIL (CR)</b>				(Contract Size: 100 Securities, Physical Delivery)													
22.9	22.1	22.1	-3.91%	September 2019	22.90	22.90	22.10	22.10	22.10	---	---	---	24.27	---	5	5	398
				December 2019	---	---	---	---	23.18	---	---	---	---	---	---	---	---
				March 2020	---	---	---	---	23.30	---	---	---	---	---	---	---	---
				June 2020	---	---	---	---	23.41	---	---	---	---	---	---	---	---
<b>MYTILINEOS HOLDINGS (CR)</b>				(Contract Size: 100 Securities, Physical Delivery)													
10.92	10.4	10.4	-4.68%	September 2019	11.01	11.01	10.41	10.43	10.43	---	---	---	11.47	---	301	1,285	11,015
				December 2019	---	---	---	---	10.99	---	---	---	---	---	---	---	---
				March 2020	---	---	---	---	11.05	---	---	---	---	---	---	---	---
				June 2020	---	---	---	---	11.11	---	---	---	---	---	---	---	---
<b>NATIONAL BANK (CR)</b>				(Contract Size: 100 Securities, Physical Delivery)													
2.535	2.361	2.368	-8.22%	September 2019	2.52	2.54	2.35	2.38	2.38	---	---	---	2.68	---	669	9,078	58,526
				December 2019	---	---	---	---	2.60	---	---	---	---	---	---	---	---
				March 2020	---	---	---	---	2.61	---	---	---	---	---	---	---	---
				June 2020	---	---	---	---	2.63	---	---	---	---	---	---	---	---
<b>OPAP (CR)</b>				(Contract Size: 100 Securities, Physical Delivery)													
10.02	9.91	9.91	-0.90%	September 2019	10.00	10.11	9.91	9.94	9.94	---	---	---	10.44	---	88	416	4,698
				December 2019	---	---	---	---	10.08	---	---	---	---	---	---	---	---
				March 2020	---	---	---	---	10.13	---	---	---	---	---	---	---	---
				June 2020	---	---	---	---	10.18	---	---	---	---	---	---	---	---

Derivatives notes

Fixing prices and final open positions can be retrieved from the following path <http://www.helex.gr/el/web/guest/statistics-end-of-day-derivatives>

Underlying Asset				Derivatives Market													
Price max	Price min	Closing price	change	Delivery Month	Open price	Price max	Price min	Last price	Closing price	Last Bid	Last Ask	Fixing price*	Life high	Life low	Trades	Volume	Open Interest
<b>OTE (CR)</b>				(Contract Size: 100 Securities, Physical Delivery)													
12.49	12.21	12.28	0.25%	September 2019	12.31	12.45	12.27	12.27	12.27	---	---	---	12.90	---	134	758	3,847
				December 2019	---	---	---	---	12.35	---	---	---	12.62	---	---	---	10
				March 2020	---	---	---	---	12.41	---	---	---	---	---	---	---	---
				June 2020	---	---	---	---	12.47	---	---	---	---	---	---	---	---
<b>P.P.A. S.A. (CR)</b>				(Contract Size: 100 Securities, Physical Delivery)													
24.75	23.7	23.7	-4.24%	September 2019	24.34	24.76	23.80	23.80	23.80	---	---	---	24.90	---	6	11	739
				December 2019	---	---	---	---	24.94	---	---	---	22.97	---	---	---	10
				March 2020	---	---	---	---	25.07	---	---	---	---	---	---	---	---
				June 2020	---	---	---	---	25.19	---	---	---	---	---	---	---	---
<b>PIRAEUS BANK (CR)</b>				(Contract Size: 100 Securities, Physical Delivery)													
2.9	2.63	2.648	-10.24%	September 2019	2.88	2.92	2.61	2.65	2.65	---	---	---	3.33	---	509	7,106	25,699
				December 2019	---	---	---	---	2.97	---	---	---	---	---	---	---	---
				March 2020	---	---	---	---	2.99	---	---	---	---	---	---	---	---
				June 2020	---	---	---	---	3.00	---	---	---	---	---	---	---	---
<b>PPC (CR)</b>				(Contract Size: 100 Securities, Physical Delivery)													
2.69	2.6	2.602	-3.63%	September 2019	2.68	2.70	2.60	2.61	2.61	---	---	---	2.94	---	235	1,442	18,524
				December 2019	---	---	---	---	2.72	---	---	---	---	---	---	---	---
				March 2020	---	---	---	---	2.73	---	---	---	---	---	---	---	---
				June 2020	---	---	---	---	2.75	---	---	---	---	---	---	---	---
<b>TERNA ENERGY (CR)</b>				(Contract Size: 100 Securities, Physical Delivery)													
7.2	7.07	7.09	-1.53%	September 2019	7.20	7.20	7.09	7.09	7.09	---	---	---	7.50	---	48	176	5,953
				December 2019	---	---	---	---	7.26	---	---	---	1.42	---	---	---	---
				March 2020	---	---	---	---	7.29	---	---	---	---	---	---	---	---
				June 2020	---	---	---	---	7.33	---	---	---	---	---	---	---	---
<b>VIOHALCO SA/NV (CB)</b>				(Contract Size: 100 Securities, Physical Delivery)													
4.04	3.87	3.88	-4.55%	September 2019	4.05	4.05	3.90	3.93	3.93	---	---	---	4.45	---	117	392	6,219
				December 2019	---	---	---	---	4.10	---	---	---	---	---	---	---	---
				March 2020	---	---	---	---	4.12	---	---	---	---	---	---	---	---
				June 2020	---	---	---	---	4.14	---	---	---	---	---	---	---	---

Derivatives notes

Fixing prices and final open positions can be retrieved from the following path <http://www.helex.gr/el/web/guest/statistics-end-of-day-derivatives>

## FTSE/Athex Large Cap

(Trade Unit: 1 Index Point x 2€ - Exercise Style: European, Cash Settlement)

Exercise Price	Call Options														Put Options																				
	August 2019							September 2019							Other Months		August 2019							September 2019							Other Months		Exercise Price		
	Open price	Price max	Price min	Last price	Closing price	Volume	Open Interest	Open price	Price max	Price min	Last price	Closing price	Volume	Open Interest	Volume	Open Interest	Open price	Price max	Price min	Last price	Closing price	Volume	Open Interest	Open price	Price max	Price min	Last price	Closing price	Volume	Open Interest	Volume	Open Interest			
1,425	-	-	-	-	-	-	-	0.00	0.00	0.00	-	779.00	-	-	-	-	-	-	-	-	-	-	0.00	0.00	0.00	-	0.01	-	-	-	-	1,425			
1,450	-	-	-	-	-	-	-	0.00	0.00	0.00	-	754.00	-	-	-	-	-	-	-	-	-	-	0.00	0.00	0.00	-	0.01	-	-	-	-	1,450			
1,475	-	-	-	-	-	-	-	0.00	0.00	0.00	-	729.00	-	-	-	-	-	-	-	-	-	-	0.00	0.00	0.00	-	0.01	-	-	-	-	1,475			
1,500	-	-	-	-	-	-	-	0.00	0.00	0.00	-	704.00	-	-	-	-	-	-	-	-	-	-	0.00	0.00	0.00	-	0.01	-	-	-	-	1,500			
1,525	-	-	-	-	-	-	-	0.00	0.00	0.00	-	679.00	-	-	-	-	-	-	-	-	-	-	0.00	0.00	0.00	-	0.01	-	-	-	-	1,525			
1,550	-	-	-	-	-	-	-	0.00	0.00	0.00	-	654.00	-	-	-	-	-	-	-	-	-	-	0.00	0.00	0.00	-	0.01	-	-	-	-	1,550			
1,575	-	-	-	-	-	-	-	0.00	0.00	0.00	-	630.00	-	-	-	-	-	-	-	-	-	-	0.00	0.00	0.00	-	0.01	-	-	-	-	1,575			
1,600	-	-	-	-	-	-	-	0.00	0.00	0.00	-	605.00	-	-	-	-	-	-	-	-	-	-	0.00	0.00	0.00	-	0.01	-	-	-	-	1,600			
1,625	-	-	-	-	-	-	-	0.00	0.00	0.00	-	580.00	-	-	-	-	-	-	-	-	-	-	0.00	0.00	0.00	-	0.01	-	-	-	-	1,625			
1,650	-	-	-	-	-	-	-	0.00	0.00	0.00	-	555.00	-	-	-	-	-	-	-	-	-	-	0.00	0.00	0.00	-	0.01	-	-	-	-	1,650			
1,675	-	-	-	-	-	-	-	0.00	0.00	0.00	-	530.00	-	-	-	-	-	-	-	-	-	-	0.00	0.00	0.00	-	0.02	-	-	-	-	1,675			
1,700	-	-	-	-	-	-	-	0.00	0.00	0.00	-	505.00	-	-	-	-	-	-	-	-	-	-	0.00	0.00	0.00	-	0.03	-	-	-	-	1,700			
1,725	0.00	0.00	0.00	-	471.00	-	-	0.00	0.00	0.00	-	480.00	-	-	-	-	-	-	-	-	0.01	-	-	0.00	0.00	0.00	-	0.06	-	-	-	-	1,725		
1,750	0.00	0.00	0.00	-	446.00	-	-	0.00	0.00	0.00	-	455.00	-	-	-	-	-	-	-	-	0.01	-	-	0.00	0.00	0.00	-	0.11	-	-	-	-	1,750		
1,775	0.00	0.00	0.00	-	421.00	-	-	0.00	0.00	0.00	-	430.00	-	-	-	-	-	-	-	-	0.01	-	-	0.00	0.00	0.00	-	0.19	-	-	-	-	1,775		
1,800	0.00	0.00	0.00	-	396.00	-	-	0.00	0.00	0.00	-	405.00	-	-	-	-	-	-	-	-	0.02	-	-	0.00	0.00	0.00	-	0.34	-	-	-	-	1,800		
1,825	0.00	0.00	0.00	-	371.00	-	-	0.00	0.00	0.00	-	381.00	-	-	-	-	-	-	-	-	0.01	-	-	0.00	0.00	0.00	-	0.56	-	-	-	-	1,825		
1,850	0.00	0.00	0.00	-	346.00	-	-	0.00	0.00	0.00	-	356.00	-	-	-	-	-	-	-	-	0.01	-	-	0.00	0.00	0.00	-	0.91	-	-	-	-	1,850		
1,875	0.00	0.00	0.00	-	322.00	-	-	0.00	0.00	0.00	-	332.00	-	-	-	-	-	-	-	-	0.01	-	-	0.00	0.00	0.00	-	1.40	-	-	-	-	1,875		
1,900	0.00	0.00	0.00	-	297.00	-	-	0.00	0.00	0.00	-	308.00	-	-	-	-	-	-	-	-	0.02	-	-	0.00	0.00	0.00	-	2.20	-	-	-	-	1,900		
1,925	0.00	0.00	0.00	-	272.00	-	-	0.00	0.00	0.00	-	284.00	-	-	-	-	-	-	-	-	0.05	-	-	0.00	0.00	0.00	-	3.30	-	-	-	-	1,925		
1,950	0.00	0.00	0.00	-	247.00	-	-	0.00	0.00	0.00	-	260.00	-	-	-	-	-	-	-	-	0.13	-	-	0.00	0.00	0.00	-	4.80	-	-	-	-	1,950		
1,975	0.00	0.00	0.00	-	222.00	-	-	0.00	0.00	0.00	-	238.00	-	-	-	-	-	-	-	-	0.31	-	-	0.00	0.00	0.00	-	6.90	-	-	-	-	1,975		
2,000	0.00	0.00	0.00	-	197.00	-	-	0.00	0.00	0.00	-	215.00	-	-	-	-	-	-	-	-	0.68	-	-	0.00	0.00	0.00	-	9.60	-	-	-	-	2,000		
2,050	0.00	0.00	0.00	-	149.00	-	20	0.00	0.00	0.00	-	173.00	-	-	-	-	-	-	-	-	2.70	-	180	0.00	0.00	0.00	-	17.50	-	-	-	-	2,050		
2,100	57.00	57.00	49.00	49.00	49.00	47	30	0.00	0.00	0.00	-	135.00	-	40	-	-	-	-	-	-	17.50	57.00	17.50	27.50	27.50	20	217	0.00	0.00	0.00	-	29.50	-	40	2,100
2,150	35.00	35.00	13.25	13.25	13.25	17	107	60.00	60.00	45.00	45.00	45.00	5	60	-	-	-	-	-	-	29.75	35.00	29.75	65.00	65.00	10	450	0.00	0.00	0.00	-	46.25	-	20	2,150
2,200	13.75	13.75	5.00	5.00	5.00	13	115	0.00	0.00	0.00	-	75.00	-	3	-	-	-	-	-	-	59.00	13.75	59.00	69.00	69.00	2	305	0.00	0.00	0.00	-	68.50	-	138	2,200
2,250	0.00	0.00	0.00	-	19.25	-	566	0.00	0.00	0.00	-	52.50	-	44	-	-	-	-	-	-	0.00	0.00	0.00	-	72.50	-	213	125.00	125.00	125.00	125.00	125.00	1	141	2,250
2,300	2.00	2.50	2.00	2.50	2.50	3	306	12.00	12.00	12.00	12.00	12.00	1	43	-	-	-	-	-	-	0.00	2.50	0.00	-	112.00	-	-	0.00	0.00	0.00	-	129.00	-	40	2,300
2,350	0.00	0.00	0.00	-	3.10	-	47	0.00	0.00	0.00	-	23.50	-	80	-	-	-	-	-	-	0.00	0.00	0.00	-	156.00	-	-	0.00	0.00	0.00	-	167.00	-	-	2,350
2,400	0.00	0.00	0.00	-	1.00	-	-	0.00	0.00	0.00	-	14.75	-	-	-	-	-	-	-	-	0.00	0.00	0.00	-	204.00	-	-	0.00	0.00	0.00	-	208.00	-	-	2,400
2,450	0.00	0.00	0.00	-	0.29	-	-	0.00	0.00	0.00	-	8.90	-	-	-	-	-	-	-	-	0.00	0.00	0.00	-	253.00	-	-	0.00	0.00	0.00	-	252.00	-	-	2,450
2,500	0.00	0.00	0.00	-	0.07	-	-	0.00	0.00	0.00	-	5.20	-	-	-	-	-	-	-	-	0.00	0.00	0.00	-	303.00	-	-	0.00	0.00	0.00	-	298.00	-	-	2,500
Totals:						80	1,191					6	270	0	0							32	1,365				1	379	0	0					
Number of Trades:						24						5		0								12					1		0						

ALPHA BANK (CR)

(Contract Size: 100 Securities, Exercise Style: American, Physical Delivery)

Call Options																Put Options																	
Exercise Price	August 2019						September 2019						Other Months		August 2019						September 2019						Other Months		Exercise Price				
	Open price	Price max	Price min	Last price	Closing price	Volume	Open Interest	Open price	Price max	Price min	Last price	Closing price	Volume	Open Interest	Volume	Open Interest	Open price	Price max	Price min	Last price	Closing price	Volume	Open Interest	Open price	Price max	Price min	Last price	Closing price		Volume	Open Interest	Volume	Open Interest
0.600						-	-	0.000	0.000	0.000		1.08	-	-								-	-	0.000	0.000	0.000		0.001	-	-			0.006
0.650						-	-	0.000	0.000	0.000		1.03	-	-								-	-	0.000	0.000	0.000		0.001	-	-			0.007
0.700						-	-	0.000	0.000	0.000		0.982	-	-								-	-	0.000	0.000	0.000		0.001	-	-			0.007
0.750						-	-	0.000	0.000	0.000		0.932	-	-								-	-	0.000	0.000	0.000		0.002	-	-			0.008
0.800						-	-	0.000	0.000	0.000		0.882	-	-								-	-	0.000	0.000	0.000		0.003	-	-			0.008
0.850	0.000	0.000	0.000		0.831	-	-	0.000	0.000	0.000		0.832	-	-			0.000	0.000	0.000		0.001	-	-	0.000	0.000	0.000		0.001	-	-			0.009
0.900	0.000	0.000	0.000		0.781	-	-	0.000	0.000	0.000		0.782	-	-			0.000	0.000	0.000		0.002	-	-	0.000	0.000	0.000		0.002	-	-			0.009
0.950	0.000	0.000	0.000		0.731	-	-	0.000	0.000	0.000		0.733	-	-			0.000	0.000	0.000		0.003	-	-	0.000	0.000	0.000		0.001	-	-			0.010
1.000	0.000	0.000	0.000		0.681	-	-	0.000	0.000	0.000		0.683	-	-			0.000	0.000	0.000		0.001	-	-	0.000	0.000	0.000		0.001	-	-			0.010
1.100	0.000	0.000	0.000		0.581	-	-	0.000	0.000	0.000		0.583	-	-			0.000	0.000	0.000		0.002	-	-	0.000	0.000	0.000		0.001	-	-			0.011
1.200	0.000	0.000	0.000		0.481	-	-	0.000	0.000	0.000		0.485	-	-			0.000	0.000	0.000		0.001	-	-	0.000	0.000	0.000		0.002	-	-			0.012
1.300	0.000	0.000	0.000		0.381	-	-	0.000	0.000	0.000		0.391	-	-			0.000	0.000	0.000		0.001	-	-	0.000	0.000	0.000		0.007	-	-			0.013
1.400	0.000	0.000	0.000		0.283	-	-	0.000	0.000	0.000		0.302	-	-			0.000	0.000	0.000		0.002	-	-	0.000	0.000	0.000		0.019	-	-			0.014
1.500	0.000	0.000	0.000		0.191	-	-	0.000	0.000	0.000		0.224	-	-			0.000	0.000	0.000		0.010	-	-	0.000	0.000	0.000		0.040	-	-			0.015
1.600	0.000	0.000	0.000		0.114	-	40	0.000	0.000	0.000		0.158	-	5			0.000	0.000	0.000		0.033	-	-	0.000	0.000	0.000		0.074	-	-			0.016
1.700	0.000	0.000	0.000		0.059	-	-	0.000	0.000	0.000		0.108	-	56			0.000	0.000	0.000		0.078	-	-	0.000	0.000	0.000		0.123	-	-			0.017
1.800	0.000	0.000	0.000		0.026	-	40	0.000	0.000	0.000		0.070	-	80			0.000	0.000	0.000		0.145	-	-	0.000	0.000	0.000		0.186	-	-			0.018
1.900	0.000	0.000	0.000		0.010	-	10	0.000	0.000	0.000		0.044	-	-			0.000	0.000	0.000		0.229	-	-	0.000	0.000	0.000		0.259	-	-			0.019
2.000	0.000	0.000	0.000		0.003	-	-	0.000	0.000	0.000		0.026	-	-			0.000	0.000	0.000		0.322	-	-	0.000	0.000	0.000		0.342	-	-			0.020
2.200	0.000	0.000	0.000		0.001	-	-	0.000	0.000	0.000		0.008	-	-			0.000	0.000	0.000		0.520	-	-	0.000	0.000	0.000		0.525	-	-			0.022
2.400	0.000	0.000	0.000		0.002	-	-	0.000	0.000	0.000		0.002	-	-			0.000	0.000	0.000		0.720	-	-	0.000	0.000	0.000		0.720	-	-			0.024
2.600	0.000	0.000	0.000		0.001	-	-	0.000	0.000	0.000		0.001	-	-			0.000	0.000	0.000		0.920	-	-	0.000	0.000	0.000		0.920	-	-			0.026
Totals:						0	90							0	141	0	0							0	0	0	0	0	0			0	0
Number of Trades:						0							0	0							0.00							0	0				

NATIONAL BANK (CR)

(Contract Size: 100 Securities, Exercise Style: American, Physical Delivery)

Exercise Price	Call Options														Put Options																				
	August 2019						September 2019						Other Months		August 2019						September 2019						Other Months		Exercise Price						
	Open price	Price max	Price min	Last price	Closing price	Volume	Open Interest	Open price	Price max	Price min	Last price	Closing price	Volume	Open Interest	Volume	Open Interest	Open price	Price max	Price min	Last price	Closing price	Volume	Open Interest	Open price	Price max	Price min	Last price	Closing price		Volume	Open Interest	Volume	Open Interest		
0.650						-	-	0.000	0.000	0.000	1.93	-	-																						0.007
0.700						-	-	0.000	0.000	0.000	1.88	-	-																					0.007	
0.750						-	-	0.000	0.000	0.000	1.83	-	-																					0.008	
0.800						-	-	0.000	0.000	0.000	1.78	-	-																					0.008	
0.850						-	-	0.000	0.000	0.000	1.73	-	-																					0.009	
0.900						-	-	0.000	0.000	0.000	1.68	-	-																					0.009	
0.950						-	-	0.000	0.000	0.000	1.63	-	-																					0.010	
1.000						-	-	0.000	0.000	0.000	1.58	-	-																					0.010	
1.100						-	-	0.000	0.000	0.000	1.48	-	-																					0.011	
1.200						-	-	0.000	0.000	0.000	1.38	-	-																					0.012	
1.300						-	-	0.000	0.000	0.000	1.28	-	-																					0.013	
1.400						-	-	0.000	0.000	0.000	1.18	-	-																					0.014	
1.500	0.000	0.000	0.000		1.08	-	-	0.000	0.000	0.000	1.08	-	-				0.000	0.000	0.000		0.001	-	-		0.000	0.000	0.000		0.001	-	-		0.015		
1.600	0.000	0.000	0.000		0.981	-	-	0.000	0.000	0.000	0.985	-	-				0.000	0.000	0.000		0.001	-	-		0.000	0.000	0.000		0.001	-	-		0.016		
1.700	0.000	0.000	0.000		0.881	-	-	0.000	0.000	0.000	0.886	-	-				0.000	0.000	0.000		0.001	-	-		0.000	0.000	0.000		0.001	-	-		0.017		
1.800	0.000	0.000	0.000		0.781	-	-	0.000	0.000	0.000	0.788	-	-				0.000	0.000	0.000		0.001	-	-		0.000	0.000	0.000		0.003	-	-		0.018		
1.900	0.000	0.000	0.000		0.681	-	-	0.000	0.000	0.000	0.691	-	-				0.000	0.000	0.000		0.001	-	-		0.000	0.000	0.000		0.006	-	-		0.019		
2.000	0.000	0.000	0.000		0.582	-	-	0.000	0.000	0.000	0.598	-	20				0.000	0.000	0.000		0.001	-	-		0.000	0.000	0.000		0.012	-	-		0.020		
2.200	0.000	0.000	0.000		0.385	-	-	0.000	0.000	0.000	0.426	-	4				0.000	0.000	0.000		0.003	-	-		0.000	0.000	0.000		0.040	-	-		0.022		
2.400	0.000	0.000	0.000		0.208	-	2	0.000	0.000	0.000	0.284	-	15				0.000	0.000	0.000		0.027	-	-		0.000	0.000	0.000		0.098	-	-		0.024		
2.600	0.000	0.000	0.000		0.085	-	10	0.000	0.000	0.000	0.175	-	100				0.000	0.000	0.000		0.103	-	-		0.000	0.000	0.000		0.188	-	-		0.026		
2.800	0.000	0.000	0.000		0.024	-	-	0.000	0.000	0.000	0.101	-	-				0.000	0.000	0.000		0.243	-	-		0.000	0.000	0.000		0.315	-	-		0.028		
3.000	0.000	0.000	0.000		0.005	-	-	0.000	0.000	0.000	0.054	-	-				0.000	0.000	0.000		0.424	-	-		0.000	0.000	0.000		0.467	-	-		0.030		
3.200	0.000	0.000	0.000		0.001	-	-	0.000	0.000	0.000	0.028	-	-				0.000	0.000	0.000		0.620	-	-		0.000	0.000	0.000		0.642	-	-		0.032		
3.400	0.000	0.000	0.000		0.001	-	-	0.000	0.000	0.000	0.013	-	-				0.000	0.000	0.000		0.820	-	-		0.000	0.000	0.000		0.828	-	-		0.034		
3.600	0.000	0.000	0.000		0.001	-	-	0.000	0.000	0.000	0.006	-	-				0.000	0.000	0.000		1.02	-	-		0.000	0.000	0.000		1.02	-	-		0.036		
Totals:						0	12							0	139	0	0							0	0							0	154	0	0
Number of Trades:						0							0							0							0							0	



OPAP (CR)

(Contract Size: 100 Securities, Exercise Style: American, Physical Delivery)

Call Options															Put Options																	
August 2019							September 2019							Other Months		August 2019							September 2019							Other Months		Exercise Price
Open price	Price max	Price min	Last price	Closing price	Volume	Open Interest	Open price	Price max	Price min	Last price	Closing price	Volume	Open Interest	Volume	Open Interest	Open price	Price max	Price min	Last price	Closing price	Volume	Open Interest	Open price	Price max	Price min	Last price	Closing price	Volume	Open Interest	Volume	Open Interest	
5.600					-	-	0.000	0.000	0.000		4.42	-	-								-	-	0.000	0.000	0.000		0.001	-	-			0.056
6.000					-	-	0.000	0.000	0.000		4.02	-	-								-	-	0.000	0.000	0.000		0.001	-	-			0.060
6.400	0.000	0.000	0.000		3.60	-	-	0.000	0.000	0.000		3.62	-	-		0.000	0.000	0.000		0.002	-	-	0.000	0.000	0.000		0.004	-	-			0.064
6.800	0.000	0.000	0.000		3.21	-	-	0.000	0.000	0.000		3.22	-	-		0.000	0.000	0.000		0.002	-	-	0.000	0.000	0.000		0.001	-	-			0.068
7.200	0.000	0.000	0.000		2.81	-	-	0.000	0.000	0.000		2.82	-	-		0.000	0.000	0.000		0.005	-	-	0.000	0.000	0.000		0.001	-	-			0.072
7.600	0.000	0.000	0.000		2.41	-	-	0.000	0.000	0.000		2.42	-	-		0.000	0.000	0.000		0.002	-	-	0.000	0.000	0.000		0.001	-	-			0.076
8.000	0.000	0.000	0.000		2.01	-	-	0.000	0.000	0.000		2.02	-	-		0.000	0.000	0.000		0.001	-	-	0.000	0.000	0.000		0.001	-	-			0.080
8.400	0.000	0.000	0.000		1.61	-	-	0.000	0.000	0.000		1.63	-	-		0.000	0.000	0.000		0.001	-	-	0.000	0.000	0.000		0.004	-	-			0.084
8.800	0.000	0.000	0.000		1.21	-	-	0.000	0.000	0.000		1.24	-	-		0.000	0.000	0.000		0.001	-	-	0.000	0.000	0.000		0.018	-	-			0.088
9.200	0.000	0.000	0.000		0.819	-	-	0.000	0.000	0.000		0.885	-	-		0.000	0.000	0.000		0.012	-	50	0.000	0.000	0.000		0.060	-	-			0.092
9.600	0.000	0.000	0.000		0.471	-	5	0.000	0.000	0.000		0.578	-	-		0.000	0.000	0.000		0.064	-	-	0.000	0.000	0.000		0.152	-	-			0.096
10.000	0.000	0.000	0.000		0.214	-	34	0.000	0.000	0.000		0.339	-	-		0.000	0.000	0.000		0.206	-	-	0.000	0.000	0.000		0.314	-	-			0.100
11.000	0.000	0.000	0.000		0.008	-	2	0.000	0.000	0.000		0.055	-	-		0.000	0.000	0.000		1.00	-	-	0.000	0.000	0.000		1.03	-	-			0.110
12.000	0.000	0.000	0.000		0.001	-	-	0.000	0.000	0.000		0.004	-	-		0.000	0.000	0.000		2.00	-	-	0.000	0.000	0.000		2.00	-	-			0.120
13.000	0.000	0.000	0.000		0.001	-	-	0.000	0.000	0.000		0.001	-	-		0.000	0.000	0.000		3.00	-	-	0.000	0.000	0.000		3.00	-	-			0.130
14.000	0.000	0.000	0.000		0.006	-	-	0.000	0.000	0.000		0.002	-	-		0.000	0.000	0.000		4.00	-	-	0.000	0.000	0.000		4.00	-	-			0.140
15.000	0.000	0.000	0.000		0.001	-	-	0.000	0.000	0.000		0.012	-	-		0.000	0.000	0.000		5.00	-	-	0.000	0.000	0.000		5.00	-	-			0.150
Totals:					0	41						0	0	0	0	0	0	50									0	20	0	0		
Number of Trades:					0							0	0	0	0	0.00												0		0		

OTE (CR)

(Contract Size: 100 Securities, Exercise Style: American, Physical Delivery)

Exercise Price	Call Options														Put Options																					
	August 2019						September 2019						Other Months		August 2019						September 2019						Other Months		Exercise Price							
	Open price	Price max	Price min	Last price	Closing price	Volume	Open Interest	Open price	Price max	Price min	Last price	Closing price	Volume	Open Interest	Volume	Open Interest	Open price	Price max	Price min	Last price	Closing price	Volume	Open Interest	Open price	Price max	Price min	Last price	Closing price		Volume	Open Interest	Volume	Open Interest			
7.600						-	-	0.000	0.000	0.000		4.67	-	-									-	-	0.000	0.000	0.000			0.001	-	-			0.076	
8.000						-	-	0.000	0.000	0.000		4.27	-	-									-	-	0.000	0.000	0.000		0.001	-	-			0.080		
8.400	0.000	0.000	0.000		3.86	-	-	0.000	0.000	0.000		3.87	-	-			0.000	0.000	0.000		0.001	-	-	0.000	0.000	0.000		0.001	-	-			0.084			
8.800	0.000	0.000	0.000		3.46	-	-	0.000	0.000	0.000		3.47	-	-			0.000	0.000	0.000		0.001	-	-	0.000	0.000	0.000		0.004	-	-			0.088			
9.200	0.000	0.000	0.000		3.06	-	-	0.000	0.000	0.000		3.08	-	-			0.000	0.000	0.000		0.001	-	-	0.000	0.000	0.000		0.001	-	-			0.092			
9.600	0.000	0.000	0.000		2.66	-	-	0.000	0.000	0.000		2.68	-	-			0.000	0.000	0.000		0.005	-	-	0.000	0.000	0.000		0.001	-	-			0.096			
10.000	0.000	0.000	0.000		2.26	-	-	0.000	0.000	0.000		2.28	-	-			0.000	0.000	0.000		0.001	-	-	0.000	0.000	0.000		0.001	-	-			0.100			
11.000	0.000	0.000	0.000		1.27	-	-	0.000	0.000	0.000		1.32	-	-			0.000	0.000	0.000		0.009	-	-	0.000	0.000	0.000		0.036	-	-			0.110			
12.000	0.000	0.000	0.000		0.433	-	-	0.000	0.000	0.000		0.544	-	-			0.000	0.000	0.000		0.174	-	-	0.000	0.000	0.000		0.263	-	-			0.120			
13.000	0.000	0.000	0.000		0.062	-	2	0.000	0.000	0.000		0.144	-	-			0.000	0.000	0.000		0.805	-	-	0.000	0.000	0.000		0.865	-	-			0.130			
14.000	0.000	0.000	0.000		0.003	-	-	0.000	0.000	0.000		0.022	-	-			0.000	0.000	0.000		1.75	-	-	0.000	0.000	0.000		1.76	-	-			0.140			
15.000	0.000	0.000	0.000		0.001	-	-	0.000	0.000	0.000		0.002	-	-			0.000	0.000	0.000		2.75	-	-	0.000	0.000	0.000		2.75	-	-			0.150			
16.000	0.000	0.000	0.000		0.001	-	-	0.000	0.000	0.000		0.001	-	-			0.000	0.000	0.000		3.75	-	-	0.000	0.000	0.000		3.75	-	-			0.160			
17.000	0.000	0.000	0.000		0.001	-	-	0.000	0.000	0.000		0.001	-	-			0.000	0.000	0.000		4.75	-	-	0.000	0.000	0.000		4.75	-	-			0.170			
18.000	0.000	0.000	0.000		0.001	-	-	0.000	0.000	0.000		0.001	-	-			0.000	0.000	0.000		5.75	-	-	0.000	0.000	0.000		5.75	-	-			0.180			
Totals:						0	2						0	0								0	0								0	0			0	0
Number of Trades:						0							0									0.00								0				0		

PIRAEUS BANK (CR)

(Contract Size: 100 Securities, Exercise Style: American, Physical Delivery)

Call Options																	Put Options																		
Exercise Price	August 2019							September 2019							Other Months		August 2019							September 2019							Other Months		Exercise Price		
	Open price	Price max	Price min	Last price	Closing price	Volume	Open Interest	Open price	Price max	Price min	Last price	Closing price	Volume	Open Interest	Volume	Open Interest	Open price	Price max	Price min	Last price	Closing price	Volume	Open Interest	Open price	Price max	Price min	Last price	Closing price	Volume	Open Interest	Volume	Open Interest			
0.300						-	-	0.000	0.000	0.000		2.65	-	-																					0.003
0.350						-	-	0.000	0.000	0.000		2.60	-	-																					0.004
0.400						-	-	0.000	0.000	0.000		2.55	-	-																					0.004
0.450						-	-	0.000	0.000	0.000		2.50	-	-																					0.005
0.500						-	-	0.000	0.000	0.000		2.45	-	-																					0.005
0.550						-	-	0.000	0.000	0.000		2.40	-	-																					0.006
0.600						-	-	0.000	0.000	0.000		2.35	-	-																					0.006
0.650						-	-	0.000	0.000	0.000		2.30	-	-																					0.007
0.700						-	-	0.000	0.000	0.000		2.25	-	-																					0.007
0.750						-	-	0.000	0.000	0.000		2.20	-	-																					0.008
0.800						-	-	0.000	0.000	0.000		2.15	-	-																					0.008
0.850						-	-	0.000	0.000	0.000		2.10	-	-																					0.009
0.900						-	-	0.000	0.000	0.000		2.05	-	-																					0.009
0.950	0.000	0.000	0.000		2.00	-	-	0.000	0.000	0.000		2.00	-	-			0.000	0.000	0.000		0.003	-	-	0.000	0.000	0.000		0.001	-	-				0.010	
1.000	0.000	0.000	0.000		1.95	-	-	0.000	0.000	0.000		1.95	-	-			0.000	0.000	0.000		0.005	-	-	0.000	0.000	0.000		0.001	-	-				0.010	
1.100	0.000	0.000	0.000		1.85	-	-	0.000	0.000	0.000		1.85	-	-			0.000	0.000	0.000		0.001	-	-	0.000	0.000	0.000		0.001	-	-				0.011	
1.200	0.000	0.000	0.000		1.75	-	-	0.000	0.000	0.000		1.75	-	-			0.000	0.000	0.000		0.001	-	-	0.000	0.000	0.000		0.002	-	-				0.012	
1.300	0.000	0.000	0.000		1.65	-	-	0.000	0.000	0.000		1.65	-	-			0.000	0.000	0.000		0.001	-	-	0.000	0.000	0.000		0.001	-	-				0.013	
1.400	0.000	0.000	0.000		1.55	-	-	0.000	0.000	0.000		1.55	-	-			0.000	0.000	0.000		0.002	-	-	0.000	0.000	0.000		0.001	-	-				0.014	
1.500	0.000	0.000	0.000		1.45	-	-	0.000	0.000	0.000		1.45	-	-			0.000	0.000	0.000		0.001	-	-	0.000	0.000	0.000		0.001	-	-				0.015	
1.600	0.000	0.000	0.000		1.35	-	-	0.000	0.000	0.000		1.35	-	-			0.000	0.000	0.000		0.001	-	-	0.000	0.000	0.000		0.001	-	-				0.016	
1.700	0.000	0.000	0.000		1.25	-	-	0.000	0.000	0.000		1.26	-	-			0.000	0.000	0.000		0.001	-	-	0.000	0.000	0.000		0.001	-	-				0.017	
1.800	0.000	0.000	0.000		1.15	-	-	0.000	0.000	0.000		1.16	-	-			0.000	0.000	0.000		0.001	-	-	0.000	0.000	0.000		0.003	-	-				0.018	
1.900	0.000	0.000	0.000		1.05	-	-	0.000	0.000	0.000		1.06	-	-			0.000	0.000	0.000		0.001	-	-	0.000	0.000	0.000		0.005	-	-				0.019	
2.000	0.000	0.000	0.000		0.952	-	-	0.000	0.000	0.000		0.965	-	-			0.000	0.000	0.000		0.001	-	-	0.000	0.000	0.000		0.009	-	-				0.020	
2.200	0.000	0.000	0.000		0.753	-	-	0.000	0.000	0.000		0.783	-	-			0.000	0.000	0.000		0.001	-	-	0.000	0.000	0.000		0.027	-	-				0.022	
2.400	0.000	0.000	0.000		0.558	-	-	0.000	0.000	0.000		0.615	-	-			0.000	0.000	0.000		0.006	-	-	0.000	0.000	0.000		0.059	-	-				0.024	
2.600	0.000	0.000	0.000		0.379	-	-	0.000	0.000	0.000		0.468	-	-			0.000	0.000	0.000		0.027	-	-	0.000	0.000	0.000		0.112	-	-				0.026	
2.800	0.000	0.000	0.000		0.231	-	-	0.000	0.000	0.000		0.347	-	-			0.000	0.000	0.000		0.079	-	-	0.000	0.000	0.000		0.190	-	-				0.028	
3.000	0.000	0.000	0.000		0.125	-	64	0.000	0.000	0.000		0.250	-	114			0.000	0.000	0.000		0.172	-	-	0.000	0.000	0.000		0.293	-	-				0.030	
3.200	0.000	0.000	0.000		0.059	-	10	0.000	0.000	0.000		0.175	-	-			0.000	0.000	0.000		0.307	-	-	0.000	0.000	0.000		0.417	-	-				0.032	
3.400	0.000	0.000	0.000		0.024	-	40	0.000	0.000	0.000		0.119	-	-			0.000	0.000	0.000		0.472	-	-	0.000	0.000	0.000		0.562	-	-				0.034	
3.600	0.000	0.000	0.000		0.009	-	-	0.000	0.000	0.000		0.079	-	-			0.000	0.000	0.000		0.657	-	-	0.000	0.000	0.000		0.721	-	-				0.036	
3.800	0.000	0.000	0.000		0.003	-	-	0.000	0.000	0.000		0.052	-	-			0.000	0.000	0.000		0.852	-	-	0.000	0.000	0.000		0.894	-	-				0.038	
4.000	0.000	0.000	0.000		0.001	-	-	0.000	0.000	0.000		0.034	-	-			0.000	0.000	0.000		1.05	-	-	0.000	0.000	0.000		1.08	-	-				0.040	
4.400	0.000	0.000	0.000		0.001	-	-	0.000	0.000	0.000		0.013	-	-			0.000	0.000	0.000		1.45	-	-	0.000	0.000	0.000		1.46	-	-				0.044	

PIRAEUS BANK (CR)

(Contract Size: 100 Securities, Exercise Style: American, Physical Delivery)

	Call Options														Put Options																					
	August 2019				September 2019				Other Months		August 2019				September 2019				Other Months																	
Exercise Price	Open price	Price max	Price min	Last price	Closing price	Volume	Open Interest	Open price	Price max	Price min	Last price	Closing price	Volume	Open Interest	Volume	Open Interest	Open price	Price max	Price min	Last price	Closing price	Volume	Open Interest	Open price	Price max	Price min	Last price	Closing price	Volume	Open Interest	Volume	Open Interest	Exercise Price			
Totals:						0	114							0	114	0	0							0	0							0	50	0	0	
Number of Trades:							0							0			0							0.00							0			0		

PPC (CR)

(Contract Size: 100 Securities, Exercise Style: American, Physical Delivery)

Exercise Price	Call Options														Put Options																				
	August 2019							September 2019							Other Months		August 2019							September 2019							Other Months		Exercise Price		
	Open price	Price max	Price min	Last price	Closing price	Volume	Open Interest	Open price	Price max	Price min	Last price	Closing price	Volume	Open Interest	Volume	Open Interest	Open price	Price max	Price min	Last price	Closing price	Volume	Open Interest	Open price	Price max	Price min	Last price	Closing price	Volume	Open Interest	Volume	Open Interest			
0.850					-	-	0.000	0.000	0.000		1.85	-	-			0.000	0.000	0.000		0.001	-	-			0.000	0.000	0.000		0.001	-	-				0.009
0.900	0.000	0.000	0.000		1.80	-	-	0.000	0.000	0.000		1.80	-	-			0.000	0.000	0.000		0.001	-	-			0.000	0.000	0.000		0.001	-	-			0.009
0.950	0.000	0.000	0.000		1.75	-	-	0.000	0.000	0.000		1.75	-	-			0.000	0.000	0.000		0.001	-	-			0.000	0.000	0.000		0.001	-	-			0.010
1.000	0.000	0.000	0.000		1.70	-	-	0.000	0.000	0.000		1.70	-	-			0.000	0.000	0.000		0.001	-	-			0.000	0.000	0.000		0.001	-	-			0.010
1.100	0.000	0.000	0.000		1.60	-	-	0.000	0.000	0.000		1.60	-	-			0.000	0.000	0.000		0.001	-	-			0.000	0.000	0.000		0.001	-	-			0.011
1.200	0.000	0.000	0.000		1.50	-	-	0.000	0.000	0.000		1.50	-	-			0.000	0.000	0.000		0.001	-	-			0.000	0.000	0.000		0.001	-	-			0.012
1.300	0.000	0.000	0.000		1.40	-	-	0.000	0.000	0.000		1.40	-	-			0.000	0.000	0.000		0.002	-	-			0.000	0.000	0.000		0.001	-	-			0.013
1.400	0.000	0.000	0.000		1.30	-	-	0.000	0.000	0.000		1.30	-	-			0.000	0.000	0.000		0.001	-	-			0.000	0.000	0.000		0.001	-	-			0.014
1.500	0.000	0.000	0.000		1.20	-	-	0.000	0.000	0.000		1.21	-	-			0.000	0.000	0.000		0.001	-	-			0.000	0.000	0.000		0.001	-	-			0.015
1.600	0.000	0.000	0.000		1.10	-	-	0.000	0.000	0.000		1.11	-	-			0.000	0.000	0.000		0.004	-	-			0.000	0.000	0.000		0.003	-	-			0.016
1.700	0.000	0.000	0.000		1.00	-	-	0.000	0.000	0.000		1.01	-	-			0.000	0.000	0.000		0.002	-	-			0.000	0.000	0.000		0.006	-	-			0.017
1.800	0.000	0.000	0.000		0.901	-	10	0.000	0.000	0.000		0.916	-	-			0.000	0.000	0.000		0.005	-	-			0.000	0.000	0.000		0.011	-	-			0.018
1.900	0.000	0.000	0.000		0.802	-	200	0.000	0.000	0.000		0.823	-	-			0.000	0.000	0.000		0.001	-	-			0.000	0.000	0.000		0.018	-	-			0.019
2.000	0.000	0.000	0.000		0.703	-	72	0.000	0.000	0.000		0.736	-	-			0.000	0.000	0.000		0.001	-	-			0.000	0.000	0.000		0.030	-	-			0.020
2.200	0.000	0.000	0.000		0.510	-	180	0.000	0.000	0.000		0.572	-	-			0.000	0.000	0.000		0.008	-	-			0.000	0.000	0.000		0.066	-	-			0.022
2.400	0.000	0.000	0.000		0.335	-	-	0.000	0.000	0.000		0.433	-	10			0.000	0.000	0.000		0.034	-	11			0.000	0.000	0.000		0.127	-	-			0.024
2.600	0.000	0.000	0.000		0.196	-	2	0.000	0.000	0.000		0.318	-	11			0.000	0.000	0.000		0.094	-	6			0.000	0.000	0.000		0.212	-	-			0.026
2.800	0.000	0.000	0.000		0.100	-	10	0.000	0.000	0.000		0.227	-	56			0.000	0.000	0.000		0.198	-	-			0.000	0.000	0.000		0.320	-	-			0.028
3.000	0.000	0.000	0.000		0.046	-	10	0.000	0.000	0.000		0.159	-	955			0.000	0.000	0.000		0.344	-	-			0.000	0.000	0.000		0.451	-	-			0.030
3.200	0.000	0.000	0.000		0.018	-	-	0.000	0.000	0.000		0.108	-	52			0.000	0.000	0.000		0.517	-	-			0.000	0.000	0.000		0.601	-	-			0.032
3.400	0.000	0.000	0.000		0.006	-	-	0.000	0.000	0.000		0.072	-	-			0.000	0.000	0.000		0.705	-	-			0.000	0.000	0.000		0.765	-	-			0.034
3.600	0.000	0.000	0.000		0.002	-	-	0.000	0.000	0.000		0.047	-	-			0.000	0.000	0.000		0.901	-	-			0.000	0.000	0.000		0.940	-	-			0.036
3.800	0.000	0.000	0.000		0.001	-	-	0.000	0.000	0.000		0.030	-	-			0.000	0.000	0.000		1.10	-	-			0.000	0.000	0.000		1.12	-	-			0.038
Totals:						0	484						0	1,084	0	0						0	17						0	21	0	0			
Number of Trades:							0						0	0								0.00							0		0				

Lending Products	Underlying Title	Multilateral Transactions[1]				Bilateral Transactions[2]		Stock Borrowing through OTC (volume)[3]	
		Open Interest[5]	Volume(Offered)	Average Weighted	Transactions volume	Average Weighted	Transactions Volume	Transactions Volume	
ADMIEBOR	ADMIE (IPTO) HOLDING S.A. (CR)	---	---	---	---	---	---	71,015	
AEGNBOR	AEGEAN AIRLINES (CR)	---	---	---	---	---	---	11,211	
ALPHABOR	ALPHA BANK (CR)	5,000	---	---	64,980	4.30%	---	42,637,198	
ALMYBOR	ALUMIL (CR)	---	---	---	---	---	---	---	
TATTBOR	ATTICA BANK S.A. (CR)	---	---	---	---	---	10,000	0.01%	370
EEEBOR	CC HBC AG (CR)	---	---	---	---	---	---	---	70,546
CENERBOR	CENERGY HOLDINGS (CB)	---	---	---	---	---	---	---	---
ELLAKTORBOR	ELLAKTOR (CR)	---	---	---	---	---	10,000	0.01%	1,898
EUROBBOR	EUROBANK ERGASIAS (CR)	---	---	---	---	---	---	---	70,186,373
EYDAPBOR	EYDAP S.A. (CR)	---	---	---	---	---	---	---	163,781
FFGRPBOR	FOLLI FOLLIE (CR)	---	---	---	---	---	---	---	1,331,265
FOYRKBOR	FOURLIS (CR)	1,000	---	---	---	---	---	---	52,577
GEKTERNABOR	GEK TERNA (CR)	---	---	---	1,500	3.27%	---	---	24,493
SARBOR	GR. SARANTIS S.A. (CR)	3,500	---	---	500	4.14%	---	---	3,194
EXAEBOR	HELLENIC EXCHANGES-A.S.E. (CR)	15,469	---	---	---	---	---	---	123,778
ELPEBOR	HELLENIC PETROLEUM (CR)	136	---	---	---	---	---	---	64,359
INTRKBOR	INTRACOM HOLDINGS (CR)	500	---	---	---	---	---	---	---
INLOTBOR	INTRALOT (CR)	---	---	---	---	---	---	---	444,512
BELABOR	JUMBO SA (CR)	33,600	---	---	---	---	---	---	76,338
LAMDABOR	LAMDA DEVELOPMENT SA (CR)	---	---	---	---	---	---	---	5,000
MIGBOR	MARFIN INVESTMENT GROUP (CR)	39,000	---	---	---	---	---	---	744,474
MOHBOR	MOTOR OIL (CR)	1,500	---	---	---	---	---	---	43,134
MYTILBOR	MYTILINEOS HOLDINGS (CR)	---	---	---	---	---	---	---	25,742
ETEBOR	NATIONAL BANK (CR)	10,728	---	---	10,000	5.00%	40,000	10.00%	29,652,187
OPAPBOR	OPAP (CR)	---	---	---	---	---	---	---	1,280,257
HTOBOR	OTE (CR)	---	---	---	---	---	---	---	522,090
PPABOR	P.P.A. S.A. (CR)	500	---	---	---	---	---	---	2,901
TPEIRBOR	PIRAEUS BANK (CR)	---	---	---	---	---	---	---	23,592,131
PLAISBOR	PLAISIO COMPUTERS SA (CR)	---	---	---	---	---	---	---	---
PPCBOR	PPC (CR)	15,000	---	---	---	---	---	---	6,985,651
QUALBOR	QUALITY & RELIABILITY SA (CR)	---	---	---	---	---	---	---	---

## Stock Lending Notes

[1] - Multilateral contracts Lending or Borrowing as per Methods 8-1, 8-2 and 8-3-3 (According to ATHEX BoD Resolution No.17)

[2] - Bilateral Contracts Lending or Borrowing as per Methods 8-3-1 and 8-3-2 (According to ATHEX BoD Resolution No.20 )

[3] - The information concerning OTC Stock Borrowing Transactions is based on the statements of the Dematerialised Securities System (DSS) operators involved and refers to volumes that have been registered up until the previous working day.

[4] - Average Price (Volume weighted)

[5] - The Data concerning Open Interest before the start of trading session

Lending Products	Underlying Title	Open Interest[5]	Multilateral Transactions[1]				Bilateral Transactions[2]		Stock Borrowing through OTC (volume)[3]
			Volume(Offered)	Average Weighted	Transactions volume	Average Weighted	Transactions Volume	Average Weighte	Transactions Volume
TENERGYBOR	TERNA ENERGY (CR)	---	---	---	---	---	---	19,403	
TITKBOR	TITAN CEMENT (CR)	---	---	---	---	---	---	27,146	
VIQBOR	VIQHALCO SA/NV (CB)	---	---	---	---	---	---	---	

## Stock Lending Notes

[1] - Multilateral contracts Lending or Borrowing as per Methods 8-1, 8-2 and 8-3-3 (According to ATHEX BoD Resolution No.17)

[2] - Bilateral Contracts Lending or Borrowing as per Methods 8-3-1 and 8-3-2 (According to ATHEX BoD Resolution No.20 )

[3] - The information concerning OTC Stock Borrowing Transactions is based on the statements of the Dematerialised Securities System (DSS) operators involved and refers to volumes that have been registered up until the previous working day.

[4] - Average Price (Volume weighted)

[5] - The Data concerning Open Interest before the start of trading session

## Sectors codification for listed companies

12003 -	ETF	10101010	Computer Services
10101015	Software	10102030	Computer Hardware
15101010	Telecommunications Equipment	15102015	Telecommunications Services
20101010	Health Care Facilities	20101025	Health Care Services
20102010	Medical Equipment	20103015	Pharmaceuticals
30101010	Banks	30202000	Diversified Financial Services
30202010	Asset Managers & Custodians	30202015	Investment Services
30302010	Full Line Insurance	30302015	Insurance Brokers
35101010	Real Estate Holding and Development	35101015	Real Estate Services
35102000	Diversified REITs	35102030	Office REITs
40201040	Rental & Leasing Services: Consumer	40202010	Home Construction
40202015	Household Furnishings	40202020	Household Appliance
40203040	Electronic Entertainment	40203045	Toys
40204020	Clothing & Accessories	40301010	Entertainment
40301030	Publishing	40301035	Radio & TV Broadcasters
40401010	Diversified Retailers	40401020	Apparel Retailers
40401025	Home Improvement Retailers	40401030	Specialty Retailers
40501010	Airlines	40501015	Travel & Tourism
40501020	Casinos & Gambling	40501025	Hotels & Motels
45101015	Distillers & Vintners	45101020	Soft Drinks
45102010	Farming Fishing Ranching & Plantations	45102020	Food Products
45103010	Tobacco	45201010	Food Retailers & Wholesalers
45201020	Personal Products	50101010	Construction
50101030	Cement	50101035	Building Materials: Other
50202010	Electrical Components	50203000	Diversified Industrials
50203015	Plastics	50203030	Containers & Packaging
50204000	Machinery: Industrial	50204020	Machinery: Construction & Handling
50205010	Industrial Suppliers	50205020	Back Office Support HR & Consulting
50205030	Forms & Bulk Printing Services	50206015	Commercial Vehicles & Parts
50206030	Marine Transportation	50206060	Transportation Services
55101000	Diversified Materials	55101020	Textile Products
55102000	General Mining	55102010	Iron & Steel
55102015	Metal Fabricating	55102035	Aluminum
60101000	Integrated Oil & Gas	60101020	Oil Refining and Marketing
65101010	Alternative Electricity	65101015	Conventional Electricity
65102030	Water		





**ATHEX**  
Athens Stock Exchange

Λεωφ. Αθηνών 110 104 42 Αθήνα  
110, Athinon Ave. GR 104 42 Athens  
tel. (+30)210-33.66.800, fax (+30)210-33.66.101  
[www.athexgroup.gr](http://www.athexgroup.gr)