

19

**Ημερήσιο Δελτίο
Συναλλακτικής Δραστηριότητας**

Daily Official List
of Trading Activity

Friday, 26 July, 2019

Year: 140 Trading Day No: 140



ATHEXGROUP
Athens Exchange Group

Disclaimer:

Hellenic Exchanges-Athens Stock Exchange S.A endeavours to ensure that the data and other material ("Information") presented on the Daily Official List are accurate and complete, but it is not liable for any errors or omissions of data or /and for the accuracy, credibility, updating and completeness of the aforesaid information nor it has any liability arising directly or indirectly from the use of the above Information.

The Company is not liable for the accuracy of the data included in listed companies' announcements. Only the sender of such an announcement is fully and solely liable for any infringement of third party's rights from the content of such announcement. All contents of the Daily Official List are provided only for information purposes and do not constitute investment advice or solicitation to invest in securities or other products listed for trading on the Exchange.

You acknowledge and agree that the Company is the owner of any property rights related to any Information appearing on the Daily Official List including intellectual property rights copyright, trademarks, etc.

The above data are a property of the Hellenic Exchanges-Athens Exchange and are copyright protected. Users are forbidden to reproduce, modify, copy, sale, transmit or redistribute, by all reproduction means and methods, part or the whole of the above data, without reference to their source.

The commercial exploitation of these data is, also, forbidden by third parties. Hellenic Exchanges-Athens Exchange does not carry any responsibility, direct or indirect, derived from usage or accidental alteration of the above data when used by third parties.

Hellenic Exchanges – Athens Stock Exchange S.A.

110 Athinon Ave., 10442 Athens, Tel: (210) 33.66.800, Fax: (210) 32.13.938

www.athexgroup.gr

Thessalonica Stock Exchange Center (T.S.E.C)

16-18 Katouni Str., Thessalonica 546 25 Tel: (2310) 567.667, Fax: (2310) 530.545

Athex Members Guarantee Fund

14-16 Fidiou Str., Athens 106 78, Tel: (210) 33.04.682, Fax: (210) 33.04.155

Hellenic Republic Capital Market Commission

1 Kolokotroni Str. & 1 Stadiou Str., Athens 10562 Tel: (210) 33.77.100 Fax: (210) 33.77.173

Table of Contents

Section 1: Statistical Figures of Securities, Derivatives and Lending

Summary of Markets

Athex Indices

Analytic Figures for Athex Market's Boards and Categories

Trading Details by Athex Sectors and Financial Instruments (ETFs)

Top 10 best & worst performing Shares

Derivatives Summary

Section 2: Analytic Figures of Shares Transactions

Analytic Figures of Shares Transactions

Shares' Notes

Section 3: Figures of Securities Transactions

Securities Blocks Details

Shares Rights Details

Stock Borrowing

Securities Forced Sales

Forced Sales Registered Shares

Exchange Traded Funds (ETFs) Characteristics

Section 5: Bonds traded in Fixed Income Assets Market

Convertible Corporate Bonds - Regulated Market

Non Convertible Corporate Bonds - Regulated Market

Government Bonds

Treasury Bills & Zero Coupon Government Bonds

Government Bonds Traded with the Open Outcry Method

State Banks Bonds

Section 6: Additional Infos

Athex & ATHEXClear Members List

List of Stocks under Market Making operations

Section 7: Derivatives Market Analytic Figures

Index Futures

Stock Futures

Index Options

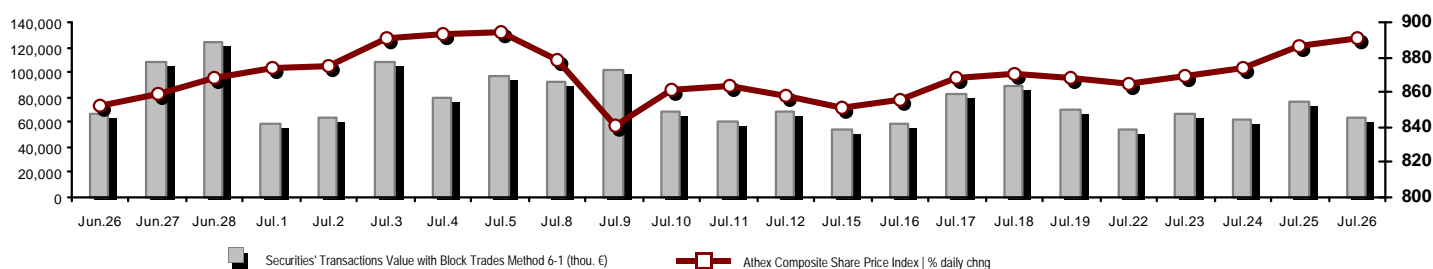
Stock Options

Stock Lending Analytic Figures

Appendix A: Sectors codification for listed companies

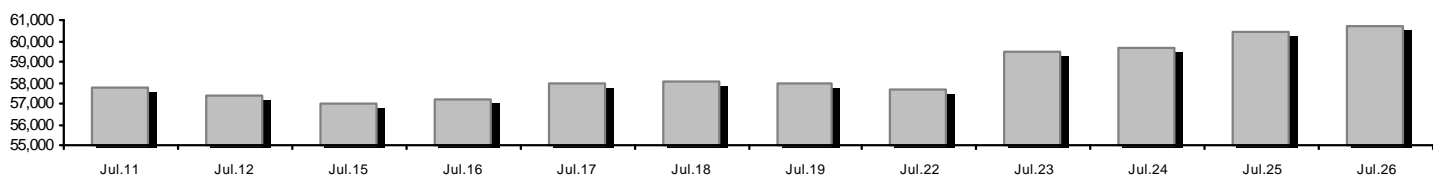
Summary of Markets

Athex Composite Share Price Index vs Shares and Derivatives Transactions Value

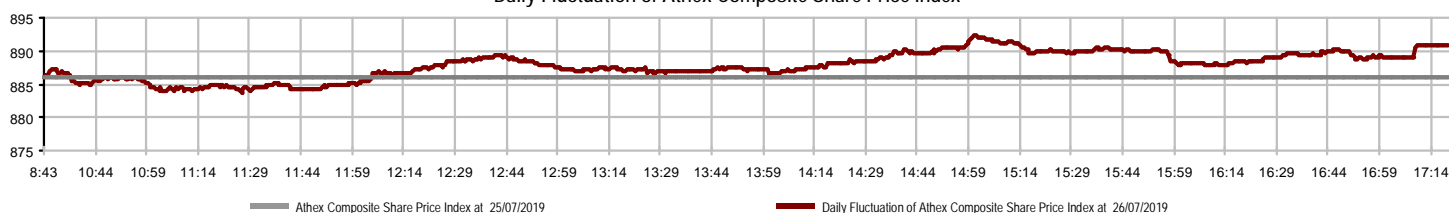


Athex Capitalisation (mill. €) **: 60,696.81	Derivatives Total Open Interest: 422,718
Daily change: mill. € %: 311.71 0.52%	in Index Futures % daily chng: 16,985 2.21%
Yearly Avg Capitalisation: mill. € % chng prev year Avg: 52,277.11 0.28%	in Stock Futures % daily chng: 401,366 1.06%
Athex Composite Share Price Index % daily chng: 890.70 0.53%	in Index Options % daily chng: 2,470 2.11%
Athex Composite Share Price Index Capitalisation (mill. €): 54,141.94	in Stock Options % daily chng: 1,897 -7.51%
Daily change (mill. €): 313.59	
Securities' Transactions Value with Block Trades Method 6-1 (): 62,947.56	Derivatives Contracts Volume: 15,728
Daily change: %: -12,707.13 -16.80%	Daily change: pieces %: -16,929 -51.84%
YtD Avg Trans. Value: thou. € % chng prev year Avg: 66,865.05 21.75%	YtD Avg Derivatives Contracts % chng prev year Avg: 45,081 -19.51%
Blocks Transactions Value of Method 6-1 (thou. €): 7,038.74	Derivatives Trades Number: 1,905
Blocks Transactions Value of Method 6-2 & 6-3 (thou. €): 185.55	Daily change: number %: -1,521 -44.40%
Bonds Transactions Value (thou.€): 497.37	YtD Avg Trades number % chng prev year Avg: 3,022 11.44%
Securities' Transactions Volume with Block Trades Method 6-1 (th): 31,708.48	Lending Total Open Interest: 124,621
Daily change: thou. pieces %: 555.94 1.78%	Daily change: pieces %: -26,878 -17.74%
YtD Avg Volume: % chng prev year Avg: 35,387.48 -4.75%	Lending Volume (Multilateral/Bilateral): 324,453
Blocks Transactions Volume of Method 6-1 (thou. Pieces): 5,628.46	Daily change: pieces %: 318,680
Blocks Transactions Volume of Method 6-2 & 6-3 (thou. Pieces): 106.58	Multilateral Lending: 29,553
Bonds Transactions Volume: 479,184	Bilateral Lending: 294,900
Securities' Trades Number with Block Trades Method 6-1: 25,851	Lending Trades Number: 36
Daily change: number %: -10,745 -29.36%	Daily change: %: 30
YtD Avg Trades number % chng prev year Avg: 27,041 33.01%	Multilateral Lending Trades Number: 28
Number of Blocks Method 6-1: 8	Bilateral Lending Trades Number: 8
Number of Blocks Method 6-2 & 6-3: 3	
Number of Bonds Transactions: 38	

Athex Capitalisation (mill. €) **



Daily Fluctuation of Athex Composite Share Price Index



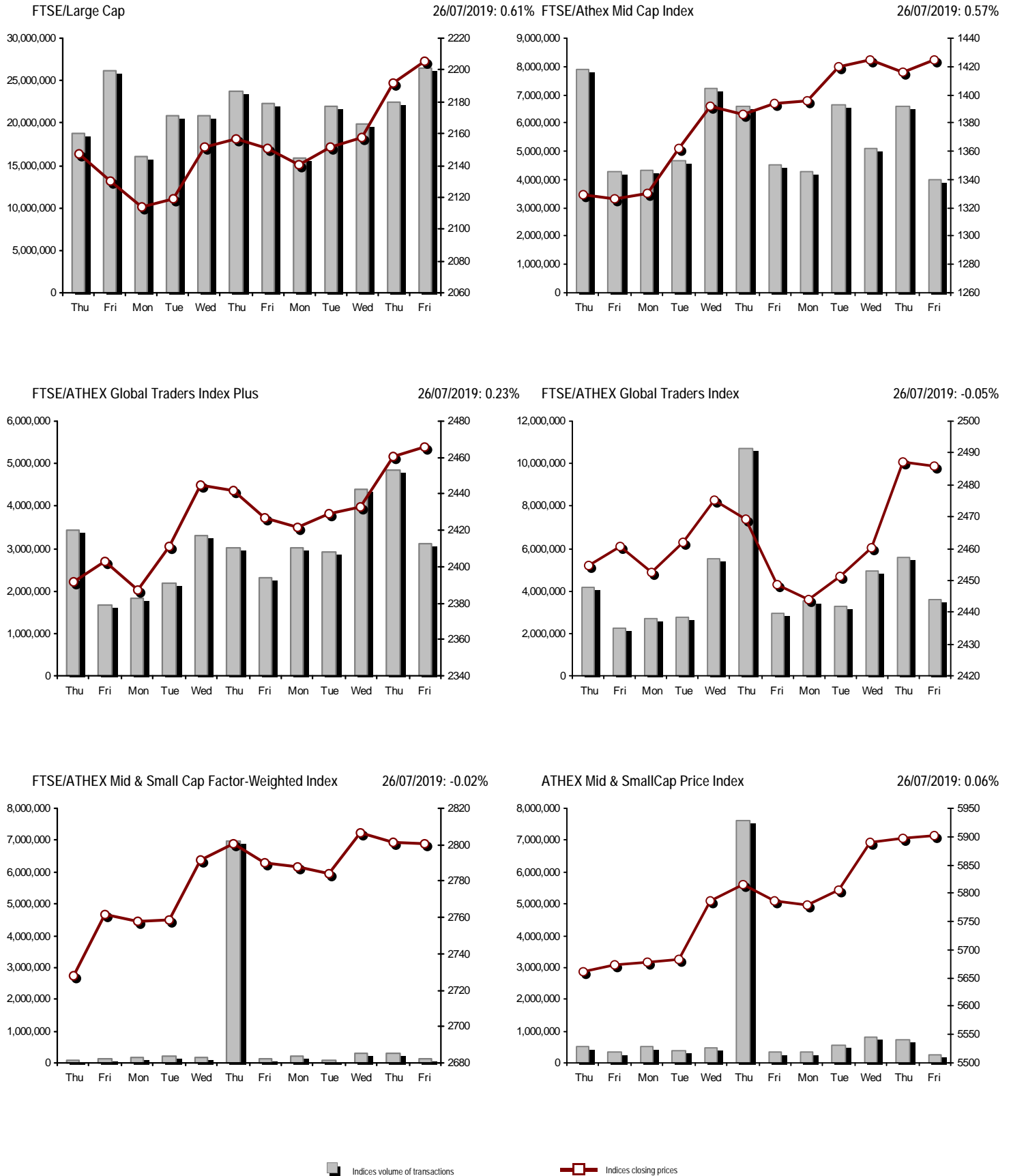
Athex Indices

Index name	26/07/2019	25/07/2019	pts.	%	Min	Max	Year min	Year max	Year change
Athex Composite Share Price Index	890.70 #	885.99	4.71	0.53%	883.72	892.18	600.12	900.31	45.23% #
FTSE/Athex Large Cap	2,205.19 #	2,191.84	13.35	0.61%	2,183.55	2,209.90	1,580.73	2,270.46	37.10% #
FTSE/Athex Mid Cap Index	1,424.51 #	1,416.41	8.10	0.57%	1,416.41	1,432.74	945.49	1,442.99	46.09% #
FTSE/ATHEX-CSE Banking Index	592.41 #	586.75	5.66	0.96%	583.80	597.48	275.15	641.15	78.04% #
FTSE/ATHEX Global Traders Index Plus	2,465.92 #	2,460.20	5.72	0.23%	2,450.66	2,471.87	1,947.04	2,479.89	23.64% #
FTSE/ATHEX Global Traders Index	2,485.77 €	2,487.13	-1.36	-0.05%	2,477.64	2,494.74	1,866.67	2,517.12	31.01% #
FTSE/ATHEX Mid & Small Cap Factor-Weighted Ind	2,800.76 €	2,801.41	-0.65	-0.02%	2,768.91	2,807.45	2,173.67	2,821.77	26.43% #
ATHEX Mid & SmallCap Price Index	5,901.17 #	5,897.86	3.31	0.06%	5,868.61	5,918.72	3,914.71	5,933.45	48.94% #
FTSE/Athex Market Index	548.60 #	545.29	3.31	0.61%	543.36	549.79	392.32	563.60	37.44% #
FTSE Med Index	4,646.74 #	4,632.73	14.01	0.30%			3,966.78	4,656.80	17.20% #
Athex Composite Index Total Return Index	1,449.24 #	1,441.57	7.67	0.53%	1,437.87	1,451.64	952.47	1,463.36	48.89% #
FTSE/Athex Large Cap Total Return	3,254.66 #	3,234.96	19.70	0.61%			2,321.35	3,347.07	39.09% #
FTSE/ATHEX Large Cap Net Total Return	999.07 #	993.02	6.05	0.61%	989.26	1,001.20	692.89	1,027.12	41.71% #
FTSE/Athex Mid Cap Total Return	1,731.59 #	1,721.74	9.85	0.57%			1,180.35	1,731.88	43.88% #
FTSE/ATHEX-CSE Banking Total Return Index	517.80 #	512.85	4.95	0.97%			265.40	554.19	65.18% #
Hellenic Mid & Small Cap Index	1,263.24 #	1,259.64	3.60	0.29%	1,255.70	1,263.40	884.70	1,268.04	39.33% #
FTSE/Athex Banks	782.71 #	775.24	7.47	0.96%	771.34	789.42	363.54	847.12	78.04% #
FTSE/Athex Financial Services	1,140.52 €	1,142.05	-1.53	-0.13%	1,129.42	1,145.94	744.92	1,191.69	46.17% #
FTSE/Athex Industrial Goods & Services	2,930.27 #	2,880.76	49.51	1.72%	2,876.45	2,930.27	1,884.26	2,967.88	53.46% #
FTSE/Athex Retail	76.12 ~	76.12	0.00	0.00%	76.12	76.85	58.44	77.34	27.06% #
FTSE/ATHEX Real Estate	6,015.23 #	5,959.17	56.06	0.94%	5,952.84	6,027.40	2,928.70	6,158.58	99.18% #
FTSE/Athex Personal & Household Goods	9,560.31 €	9,579.64	-19.33	-0.20%	9,512.28	9,658.63	6,649.54	9,943.56	38.99% #
FTSE/Athex Food & Beverage	11,763.31 #	11,705.52	57.79	0.49%	11,583.19	11,801.12	10,000.70	13,120.06	16.34% #
FTSE/Athex Basic Resources	6,104.22 #	5,971.96	132.26	2.21%	5,828.39	6,131.52	3,146.82	6,187.94	86.06% #
FTSE/Athex Construction & Materials	3,136.34 #	3,132.95	3.39	0.11%	3,116.57	3,149.66	2,437.75	3,183.37	21.46% #
FTSE/Athex Oil & Gas	5,474.58 €	5,503.11	-28.53	-0.52%	5,461.33	5,509.82	4,612.01	5,758.60	12.64% #
FTSE/Athex Chemicals	10,315.17 €	10,363.39	-48.22	-0.47%	10,315.17	10,433.82	7,722.79	11,217.47	26.17% #
FTSE/Athex Travel & Leisure	1,754.14 #	1,723.03	31.11	1.81%	1,712.65	1,754.14	1,309.57	1,754.14	32.58% #
FTSE/Athex Technology	1,073.88 #	1,056.42	17.46	1.65%	1,049.90	1,079.66	692.80	1,080.92	51.42% #
FTSE/Athex Telecommunications	3,424.20 #	3,415.94	8.26	0.24%	3,413.19	3,426.95	2,614.94	3,605.87	30.67% #
FTSE/Athex Utilities	2,799.64 #	2,790.21	9.43	0.34%	2,765.66	2,799.64	1,729.19	2,803.23	59.16% #
FTSE/Athex Health Care	488.33 €	491.77	-3.44	-0.70%	481.45	491.77	460.82	508.96	-3.53% €
Athex All Share Index	213.82 #	207.15	6.67	3.22%	213.82	213.82	157.01	213.82	35.31% #
Hellenic Corporate Bond Index	119.94 #	119.83	0.12	0.10%			116.31	119.94	3.10% #
Hellenic Corporate Bond Price Index	96.85 #	96.77	0.08	0.09%			95.04	96.93	1.10% #

Note 1: FTSE/Med 100, Hellenic Corporate Bond Price Index and Hellenic Corporate Bond Index closing prices refer to the previous trading day of 24/07/2019.

Note 2: The Hellenic Mid & Small Cap Index is a Customized index calculated by the Athens Exchange.

Athex Indices



Analytic Figures for Athex Market's Boards and Categories

	Total Traded Securities	Main Market	Surveillance	Exchange Traded Funds (ETFs)
Totals	136	119	16	1
Gain / Lose / Same:	61 / 50 / 25	59 / 43 / 17	1 / 7 / 8	1 / 0 / 0
Athex Capitalisation (mill. €) **	60,696.81	60,418.24	278.57	
Daily Average Trans/ons Value(thou.€)	66,865.05	66,869.64	36.84	39.43
Transactions Value	63,133.11	63,066.35	31.38	35.37
Main Board:	55,908.82	55,842.07	31.38	35.37
Blocks Board 6_2_3:	7,224.29	7,224.29	0.00	0.00
Forced Sales Board:	0.00	0.00	0.00	0.00
Special Terms Board:	0.00	0.00	0.00	0.00
Daily Average Transactions Volume	35,387,476	35,102,398	322,763	1,811
Transactions Volume	31,815,051	31,633,442	180,049	1,560
Main Board:	26,080,011	25,898,402	180,049	1,560
Blocks Board 6_2_3:	5,735,040	5,735,040	0	0
Forced Sales Board:	0	0	0	0
Special Terms Board:	0	0	0	0
Daily Average Number of Trades	27,041	26,899	140	2
Number of Trades	25,854	25,757	94	3
Main Board:	25,843	25,746	94	3
Blocks Board 6_2_3:	11	11	0	0
Forced Sales Board:	0	0	0	0
Special Terms Board:	0	0	0	0

Trading Details by Athex Sectors and Financial Instruments (ETFs)

Code	Sectors	Gain / Lose / Same	Number of Trades	Transactions Volume	Transactions Value	% of Total Trans. Value
3010	- Banks	3 / 3 / 0	11,026	23,464,480	32,440,606.73	51.39%
5510	- Basic Resources	7 / 3 / 4	411	297,332	324,842.73	0.51%
5010	- Construction & Materials	4 / 5 / 5	2,081	1,147,270	3,727,255.01	5.90%
4020	- Consumer Products & Services	1 / 7 / 3	615	257,739	2,455,585.34	3.89%
6010	- Energy	2 / 1 / 0	977	200,710	2,395,248.71	3.79%
12000	- Financial Instruments	1 / 0 / 0	3	1,560	35,370.40	0.06%
3020	- Financial Services	1 / 1 / 1	660	1,687,206	550,530.69	0.87%
4510	- Food Beverage & Tobacco	5 / 6 / 1	167	58,560	527,987.28	0.84%
2010	- Health Care	0 / 1 / 1	46	9,248	20,371.77	0.03%
5020	- Industrial Goods & Service	10 / 6 / 6	2,084	868,309	3,929,842.44	6.22%
3030	- Insurance	1 / 0 / 0	28	5,655	26,898.85	0.04%
4030	- Media	0 / 2 / 0	40	84,253	25,391.32	0.04%
4520	- Personal Care, Drug & Grocery Stores	2 / 1 / 0	198	79,163	153,864.07	0.24%
3510	- Real Estate	6 / 2 / 2	877	275,188	2,075,979.20	3.29%
4040	- Retail	2 / 4 / 1	272	57,625	257,195.29	0.41%
1010	- Technology	5 / 3 / 0	505	184,038	457,053.15	0.72%
1510	- Telecommunications	3 / 2 / 0	1,391	545,283	3,658,061.33	5.79%
4050	- Travel & Leisure	4 / 2 / 1	2,722	1,761,748	7,194,102.88	11.40%
6510	- Utilities	4 / 1 / 0	1,736	814,488	2,876,175.24	4.56%

Top 10 best & worst performing Shares

Main Market

With positive Price change			With negative Price change		
	Closing price	change		Closing price	change
INTERTECH SA (CR)	0.7	11.11% #	ELASTRON (CR)	1.52	-2.56% €
KORDELLOS BROS SA (CR)	0.45	9.22% #	INTRACOM CONSTR. (CR)	1.83	-2.14% €
IDEAL GROUP SA (CR)	1.13	6.60% #	AUDIO VISUAL ENTERPRISES (CR)	0.314	-1.88% €
KARATZIS SA (CR)	8.45	5.62% #	BIOKARPET S.A.(CR)	0.815	-1.81% €
AVAX S.A. (CR)	0.79	3.95% #	CENERGY HOLDINGS (CB)	1.532	-1.80% €
PAPOUTSANIS (CR)	1.84	3.37% #	FOURLIS (CR)	5.66	-1.39% €
UNIBIOS (CR)	0.43	3.36% #	MOTOR OIL (CR)	22.36	-1.32% €
QUEST HOLDINGS (CR)	21.5	2.87% #	TECHNICAL OLYMPIC SA (CR)	2.45	-1.21% €
NATIONAL BANK (CR)	2.468	2.83% #	ATTICA BANK S.A. (CR)	0.417	-1.19% €
THESSALONIKA WATER & SEWERAGE	5.24	2.75% #	AEGEAN AIRLINES (CR)	8.16	-1.09% €
With the highest Transactions Value			With the highest Transactions Volume		
	Value (thou. €)	change		Volume	change
EUROBANK ERGASIAS (CR)	10,760.55	-0.23% €	EUROBANK ERGASIAS (CR)	12,442,970	-0.23% €
ALPHA BANK (CR)	9,964.09	1.29% #	ALPHA BANK (CR)	6,040,087	1.29% #
NATIONAL BANK (CR)	7,956.88	2.83% #	NATIONAL BANK (CR)	3,249,803	2.83% #
OPAP (CR)	6,436.28	2.28% #	MARFIN INVESTMENT GROUP (CR)	1,622,720	0.71% #
PIRAEUS BANK (CR)	3,310.16	0.29% #	PIRAEUS BANK (CR)	1,173,401	0.29% #
OTE (CR)	3,289.23	0.24% #	INTRALOT (CR)	1,069,593	1.15% #
MYTILINEOS HOLDINGS (CR)	2,721.32	2.10% #	ELLAKTOR (CR)	652,588	-0.23% €
JUMBO SA (CR)	2,280.86	-0.11% €	OPAP (CR)	631,657	2.28% #
LAMDA DEVELOPMENT SA (CR)	1,817.10	1.04% #	PPC (CR)	569,843	0.07% #
PPC (CR)	1,580.99	0.07% #	ATTICA BANK S.A. (CR)	543,162	-1.19% €

Note: Stocks that are not included in the "Low Dispersion" and "Under Supervision" categories, and the transactions value is more than 10,000 €.

Derivatives Summary

	Number of Trades	Volume	Open Interest
Index Futures	271	1,433	16,985
FTSE/Athex Large Cap	271	1,433	16,985
Stock Futures	1,593	13,498	401,366
ADMIE (IPTO) HOLDING S.A. (CR)	17	112	8,336
ALPHA BANK (CR)	204	2,712	68,170
ATTICA BANK S.A. (CR)	6	27	7,823
CC HBC AG (CR)	3	11	426
CENERGY HOLDINGS (CB)	11	77	10,293
ELLAKTOR (CR)	64	676	11,680
EUROBANK ERGASIAS (CR)	67	1,409	42,103
EYDAP S.A. (CR)	3	11	372
FOURLIS (CR)	1	5	609
GEK TERNA (CR)	52	205	8,639
HELLENIC EXCHANGES-A.S.E. (CR)	34	61	3,687
HELLENIC PETROLEUM (CR)	25	77	2,260
INTRACOM HOLDINGS (CR)	20	162	3,610
INTRALOT (CR)	54	577	4,828
JUMBO SA (CR)	6	14	427
LAMDA DEVELOPMENT SA (CR)	23	96	2,599
MARFIN INVESTMENT GROUP (CR)	41	1,034	94,452
MOTOR OIL (CR)	0	0	339
MYTILINEOS HOLDINGS (CR)	148	342	10,279
NATIONAL BANK (CR)	277	2,733	56,771
OPAP (CR)	91	284	4,516
OTE (CR)	25	118	3,685
P.P.A. S.A. (CR)	3	4	740
PIRAEUS BANK (CR)	221	1,704	25,270
PPC (CR)	167	942	17,788
TERNA ENERGY (CR)	11	43	5,872
VIOHALCO SA/NV (CB)	19	62	5,792
Index Options	29	221	2,470
FTSE/Athex Large Cap	29	221	2,470
Stock Options	12	576	1,897
ALPHA BANK (CR)	0	0	220
NATIONAL BANK (CR)	0	0	301
OPAP (CR)	1	5	96
OTE (CR)	0	0	2
PIRAEUS BANK (CR)	0	0	224
PPC (CR)	11	571	1,054
Total Derivatives Traded	1,905	15,728	422,718

Number of Outstanding Securities	Nominal Value	Dividends [1] 2016 2017 2018	Date of Last Dividend [2]	Coupon Right	Note	Shares	Closing price	% change	Previous closing price/date	Open price	Price min	Price max	Last price	Avg price	Last Bid [7]	Last Ask [7]	P/E after	Year	Volume	Trades	Transactions Value[8]	Company Mkt Value (thou. €)	Year low	Year high	Sector[4]
14,000,000	4.15	---	23/04/2010	29/06/1999	---	ALPHA REAL ESTATE SA(CR)	7.4	1.37 #	7.3 25/07/2019	7.45	7.35	7.45	7.4	7.392	101@7.35	100@7.45	---	---	586	9	4,331.50	103,600.00	6.05	7.8	35101015
215,805,843	0.300	---	20/07/2009	29/12/2010	---	ATTICA HOLDINGS (CR)	1.41	---	1.41 25/07/2019	1.39	1.38	1.43	1.425	1.386	50@1.39	40@1.43	---	---	241	5	334.08	304,286.24	1.15	1.475	40501015
4,740,000	0.860	---	---	14/03/2003	---	LOGISMOS S.A. (CR)	0.51	---	0.51 25/07/2019	---	---	---	---	---	1500@0.505	809@0.545	64.09	2018	---	---	---	2,417.40	0.39	0.555	10101015
109,169,707	0.500	---	25/04/2014	19/07/2019	5210	TRASTOR REAL EST. INV. CO.(CR)	1	2.56 #	0.975 25/07/2019	1	1	1	1	1	300@1.00	590@1.02	31.73	2018	863	3	863.00	109,169.71	0.692	1.1146	35102030
4,968,600	2.88	---	01/07/1998	14/12/1998	---	VIS SA (CR)	0.93	---	0.93 25/07/2019	0.93	0.93	0.93	0.93	0.93	---	---	---	2018	957	1	890.01	4,620.80	0.645	1.04	50203030
8,418,750	0.300	0.3	0.28	0.32	12/06/2019	27/06/2012	---	---	5 25/07/2019	---	---	---	---	---	50@4.88	100@5.20	13.87	2018	---	---	---	42,093.75	4.78	5.3	40501025
15,000,000	0.300	---	06/07/2007	18/07/2000	---	DAIOS PLASTICS SA (CR)	2.86	---	2.86 25/07/2019	---	---	---	---	---	1000@2.74	185@3.14	---	---	---	---	---	42,900.00	2.62	2.86	50203015
255,494,534	3.00	0.2	0.22	0.286	20/06/2019	23/12/2015	---	---	5 25/07/2019	5	5	5.2	5.2	5.164	106@5.00	193@5.20	---	---	134	4	692.00	1,277,472.67	4.4	5.75	35102000
23,828,130	0.500	0.052	0.06	0.05	22/07/2019	17/02/2009	---	---	1.87 25/07/2019	---	---	---	---	---	250@1.82	901@1.91	---	---	---	---	---	44,558.60	1.22	1.94	60101020
8,298,467	0.400	---	---	---	30/08/1993	08/05/2013	---	6.60 #	1.06 25/07/2019	1.06	1.06	1.16	1.13	1.119	1300@1.09	2000@1.14	---	---	18,605	56	20,814.95	9,377.27	0.72	1.19	10102030
14,679,792	1.68	0.07	---	---	28/06/2017	04/09/2000	---	5.62 #	8 25/07/2019	7.8	7.75	8.45	8.45	7.998	100@7.85	259@8.45	---	---	2,210	30	17,675.60	124,044.24	6	8.45	50203030
2,760,000	11.83	9.2	9.2	9.5	01/07/2019	16/07/1990	---	---	270 25/07/2019	---	---	---	---	---	6@256.00	992@280.00	---	---	---	---	---	745,200.00	240	282	45103010
6,700,000	0.800	0.028	0.028	0.043	24/07/2019	29/05/2014	---	---	1.63 25/07/2019	---	---	---	---	---	1460@1.48	202@1.63	16.96	2018	---	---	---	10,921.00	1.23	1.78	45102020
21,364,000	1.12	---	0.2	---	28/06/2018	10/08/2005	---	1.04 #	19.3 25/07/2019	19.5	19.3	19.5	19.5	19.362	100@19.10	100@19.60	---	---	580	10	11,230.00	416,598.00	17.4	20.2	40501025
6,340,000	0.600	---	---	0.05	31/10/2018	30/11/2018	---	---	2.06 25/07/2019	2.06	1.9	2.06	1.9	2.024	60@1.89	2000@2.24	16.01	2017	4,450	4	9,007.00	12,046.00	1.33	2.22	40401030
27,379,200	0.300	---	0.148	---	20/07/2018	24/08/2018	---	---	12.3 25/07/2019	12.3	12	12.5	12.4	12.14	1531@12.10	500@12.30	---	---	5,840	21	70,897.50	336,764.16	9.85	12.7	50203015
4,181,450	0.500	---	---	---	21/08/2000	05/03/2002	---	10.00 #	1.3 25/07/2019	1.3	1.3	1.43	1.43	1.326	50@1.35	50@1.43	---	---	491	4	651.30	5,979.47	0.565	1.43	45102020
28,438,268	0.300	---	---	---	21/08/2006	24/11/1999	---	-0.75 €	0.266 25/07/2019	0.264	0.264	0.264	0.264	0.264	2000@0.244	217@0.266	---	---	2,246	1	592.94	7,507.70	0.18	0.302	45102010

Exchange Traded Funds (ETFs)

812,382	---	---	---	---	15/06/2016	---	ALPHA ETF FTSE Athex Large Cap	22.84	0.88 #	22.64 25/07/2019	22.58	22.58	22.84	22.84	22.673	4@22.50	---	---	---	1,560	3	35,370.40	---	15.86	24.45	12003
---------	-----	-----	-----	-----	------------	-----	--------------------------------	-------	--------	------------------	-------	-------	-------	-------	--------	---------	-----	-----	-----	-------	---	-----------	-----	-------	-------	-------

Surveillance

5,867,311	0.300	---	---	---	11/08/2010	28/04/2017	5123	DIONIC (CR)	0.216	---	0.216	25/07/2019	---	---	---	---	499@0.177	1@0.258	---	---	---	---	1,267.34	0.175	0.67	50205010		
172,577,414	0.300	---	---	---	---	19/09/2016	5161	Forthnet (CR)	0.23	-11.54 €	0.26	25/07/2019	0.23	0.23	0.23	0.23	0.23	2729@0.230	1500@0.260	---	---	5,173	8	1,189.79	39,692.81	0.0905	0.286	15102015
355,437,751	0.360	---	---	---	07/07/2010	21/09/2017	5160	FRIGOGLASS SA (CR)	0.191	-4.02 €	0.199	25/07/2019	0.195	0.19	0.195	0.191	0.191	1500@0.189	143000@0.190	---	---	110,964	31	21,243.98	67,888.61	0.0855	0.216	50204000
51,081,030	1.00	---	---	---	20/08/2007	03/09/2007	4912	LAVIPHARM SA (CR)	0.33	---	0.33	25/07/2019	---	---	---	---	222@0.312	1629@0.330	---	---	---	---	---	16,856.74	0.11	0.38	20103015	
4,419,616	1.58	---	---	---	21/07/2011	04/03/2015	4983	MEDICON S.A (CR)	1.9	---	1.9	25/07/2019	---	---	---	---	500@1.79	190@1.99	---	---	---	---	---	8,397.27	1.2	2.3	20102010	
14,967,940	0.500	---	---	---	21/05/2008	04/01/2008	4956	PASAL DEVELOPMENT S.A. (CR)	0.176	-6.38 €	0.188	25/07/2019	0.172	0.172	0.188	0.188	0.176	1000@0.172	517@0.188	---	---	3,750	4	661.00	2,634.36	0.07	0.188	35101010
65,326,268	0.530	---	---	---	04/07/2007	19/07/2006	4750	SATO SA (CR)	0.06	---	0.06	25/07/2019	0.06	0.06	0.06	0.06	0.06	800@0.051	3@0.060	---	---	700	1	42.00	3,919.58	0.024	0.071	40202015
13,191,620	0.620	---	---	---	04/08/2010	09/09/2002	5196	YALCO - CONSTANTINOU SA (CB)	0.115	-19.58 €	0.143	25/07/2019	0.143	0.115	0.143	0.115	0.126	---	6396@0.115	---	---	4,800	6	602.40	1,517.04	0.115	0.178	40202020
33,301,715	0.320	---	---	---	27/06/2003	08/07/2009	5195	AEGEK (CR)	0.069	---	0.069	25/07/2019	0.0685	0.0685	0.0685	0.0685	0.069	2910@0.063	999@0.069	---	---	500	2	34.25	2,297.82	0.028	0.075	50101010
13,000,000	1.00	---	---	---	01/08/2007	07/04/2000	5093	AKRITAS SA (CR)	0.2	---	0.2	25/07/2019	0.2	0.2	0.2	0.2	0.2	50@0.200	---	---	---	10	1	2.00	2,600.00	0.16	0.3	50101035
185,373,016	0.300	---	---	---	02/07/2008	28/02/2011	4957	ANEK LINES SA (CR)	0.075	-7.41 €	0.081	25/07/2019	0.081	0.0745	0.081	0.075	0.075	3500@0.075	1000@0.080	---	---	34,010	10	2,567.16	14,222.42	0.04	0.09	40501015
312,163	0.300	---	---	---	02/07/2008	28/02/2011	4959	ANEK LINES SA (PR, issue '90)	0.072	---	0.072	25/07/2019	---	---	---	---	---	---	---	---	---	---	---	---	14,222.42	0.048	0.086	40501015
2,969,713	0.300	---	---	---	02/07/2008	28/02/2011	4958	ANEK LINES SA (PR, issue '96)	0.1	---	0.1	25/07/2019	---	---	---	---	---	---	---	---	---	---	---	---	14,222.42	0.056	0.1	40501015
4,737,503	0.320	---	---	---	22/06/2005	22/09/2015	5115	VARANGIS AVEPE S.A. (CR)	0.048	---	0.048	25/07/2019	---	---	---	---	---	---	---	---	---	---	---	---	227.40	0.0385	0.056	40202015
6,330,002	0.300	---	---	---	25/06/2002	15/03/2019	5162	VARVARESSOS SA (CB)	0.384	---	0.384	25/07/2019	0.384	0.384	0.384	0.384	0.384	---	1@0.340	---	2018	1,382	1	530.69	2,430.72	0.216	0.384	55101020
17,579,754	4.16	---	---	---	18/08/2006	02/08/2010	5156	BIOTER SA (CR)	0.032	---	0.032	25/07/2019	---	---	---	---	---	---	---	---	---	---	---	---	562.55	0.028	0.085	50101010

Daily Official List

Year: 140 Trading Day No: 140

Section 2: Analytic Figures of Shares Transactions

Friday, 26 July, 2019

Number of Outstanding Securities	Nominal Value	Dividends [1]			Date of Last Coupon		Note	Shares	Closing price	% change	Previous closing price/date	Open price	Price min	Price max	Last price	Avg price	Last Bid [7]	Last Ask [7]	P/E after	Year	Volume	Trades	Transactions Value[8]	Company Mkt Value (thou. €)	Year low	Year high	Sector[4]	
		2016	2017	2018	Dividend [2]	Right																						
15,878,748	0.480	---	---	---	10/07/2006	22/03/2004	5095	DOMIKI KRITIS SA (CR)	0.168	---	0.168	25/07/2019	---	---	---	---	700@0.136	1188@0.168	---	---	---	---	---	2,667.63	0.05	0.169	50101010	
3,961,300	1.28	---	---	---	29/06/2004	03/08/2000	5080	DUROS SA (CR)	0.2	-3.85	0.208	25/07/2019	0.2	0.2	0.2	0.2	200@0.170	3092@0.200	---	2018	1,219	4	243.80	792.26	0.151	0.236	40204020	
7,085,888	1.59	---	---	---	02/07/1996	06/09/2010	4690	ELVIEMEK (CR)	2.6	---	2.6	25/07/2019	2.6	2.6	2.6	2.6	200@2.08	200@3.12	---	---	830	1	2,158.00	18,423.31	2.6	4.7	35101010	
51,754,364	0.300	---	---	---	23/12/2003	24/01/2007	5197	SELECTED TEXT. IND. ASSOC (CR)	0.158	-2.47	0.162	25/07/2019	0.162	0.158	0.162	0.158	0.16	1000@0.150	4565@0.158	---	---	5,900	6	944.20	8,177.19	0.0875	0.22	55101020
11,125,110	0.300	---	---	---	02/06/2010	06/11/2017	5178	EUROCONSULTANTS S.A. (CR)	0.22	---	0.22	25/07/2019	---	---	---	---	1000@0.182	4988@0.218	---	---	---	---	---	2,447.52	0.105	0.228	50205020	
7,125,216	0.650	---	---	---	01/07/2005	14/12/1999	4955	KRE.KA SA (CR)	0.034	---	0.034	25/07/2019	---	---	---	---	29000@0.041	---	---	2018	---	---	---	242.26	0.0275	0.0405	45102010	
7,734,375	1.00	---	---	---	09/07/2007	07/01/2011	5112	LIVANIS SA (CR)	0.068	---	0.068	25/07/2019	---	---	---	---	2000@0.055	599@0.068	---	---	---	---	---	525.94	0.032	0.068	40301030	
15,842,391	1.51	---	---	---	15/07/2009	12/05/2000	5141	BITROS HOLDING SA (CR)	0.114	---	0.114	25/07/2019	---	---	---	---	1500@0.115	---	---	---	---	---	---	1,806.03	0.084	0.145	55102010	
119,596,817	0.300	---	---	---	15/07/2008	27/04/2017	5190	NIKAS SA (CR)	0.402	---	0.402	25/07/2019	0.402	0.402	0.402	0.402	0.402	---	---	---	---	290	2	116.58	48,077.92	0.32	0.444	45102020
24,319,250	0.300	---	---	---	09/07/2002	04/07/2007	5165	PROODEFTIKH SA (CR)	0.156	---	0.156	25/07/2019	0.156	0.156	0.17	0.17	0.156	2699@0.156	988@0.170	---	---	3,550	6	555.20	3,793.80	0.09	0.22	50101010
245,497,164	0.300	---	---	---	01/07/2008	30/07/2012	5207	SELONDA AQUACULTURE SA (CR)	0.051	0.99	0.051	25/07/2019	0.051	0.051	0.051	0.051	0.051	5000@0.051	13419@0.051	---	---	6,581	9	335.63	12,520.36	0.031	0.0776	45102010
10,186,667	1.35	---	---	---	24/06/2008	02/02/2016	4887	SIDMA SA (CR)	0.39	---	0.39	25/07/2019	0.404	0.404	0.404	0.404	0.404	1620@0.404	150@0.426	---	---	390	2	157.56	3,972.80	0.204	0.412	55102010
23,743,440	0.300	---	---	---	23/06/2008	24/07/2018	5200	SFAKIANAKIS SA (CR)	0.34	---	0.34	25/07/2019	---	---	---	---	49423@0.340	1000@0.376	---	---	---	---	---	8,072.77	0.236	0.384	40401030	
766,000	1.00	---	---	---	01/07/2004	11/12/2012	5193	TRIA ALFA SA (CR)	2.64	---	2.64	25/07/2019	---	---	---	---	---	375@2.64	80.88	2018	---	---	---	2,536.74	2.5	3.18	55101020	
245,000	1.00	---	---	---	19/07/2010	11/12/2012	5194	TRIA ALFA SA (PR)	2.1	---	2.1	25/07/2019	---	---	---	---	---	219@2.08	64.34	2018	---	---	---	2,536.74	0.535	2.1	55101020	

Suspension Status

20,255,805	0.300	---	---	---	22/08/2006	02/08/2010	5136	AXON HOLDING SA (CR)	0.058	---	0.058	28/04/2017	---	---	---	---	---	---	---	---	---	---	---	1,174.84	0.058	0.058	20101010
21,820,410	0.800	---	---	---	22/05/2008	02/08/2011	5174	EUROMEDICA SA (CR)	0.448	---	0.448	30/04/2018	---	---	---	---	---	---	---	---	---	---	---	9,775.54	0.448	0.448	20101010
66,948,210	0.300	---	---	---	22/09/2015	22/09/2015	5179	FOLLI FOLLIE (CR)	4.8	---	4.8	24/05/2018	---	---	---	---	---	---	---	---	---	---	---	321,351.41	4.8	4.8	40401030
14,870,100	0.300	---	---	---	15/05/2008	26/09/2011	5130	ALPHA GRISSIN S.A. (CR)	0.014	---	0.014	13/04/2017	---	---	---	---	---	---	---	---	---	---	---	208.18	0.014	0.014	10102030
33,930,000	0.300	---	---	---	03/07/2006	30/05/2001	4865	BABIS VOVOS SA (CR)	0.304	---	0.304	30/03/2012	---	---	---	---	---	---	---	---	---	---	---	10,314.72	0.304	0.304	35101010
77,126,446	0.340	---	---	---	23/05/2005	18/08/2011	5206	G.E. DIMITRIOU (CR)	0.0125	---	0.013	30/04/2019	---	---	---	---	---	---	---	---	---	---	---	964.08	0.01	0.028	40202020
6,000,000	0.600	---	---	---	13/06/2008	08/04/2004	5172	EUROBROKERS S.A. (CR)	0.008	---	0.008	27/04/2018	---	---	---	---	---	---	---	---	---	---	---	48.00	0.008	0.008	30302015
24,619,524	0.500	---	---	---	10/10/1986	30/12/2002	4914	KERAMIA-ALLATINI (CR)	0.088	---	0.088	30/08/2012	---	---	---	---	---	---	---	---	---	---	---	2,166.52	0.088	0.088	35101010
31,543,600	0.420	---	---	---	19/07/2010	19/12/2018	5205	KRETA FARM SA (CR)	1.085	---	1.085	30/04/2019	---	---	---	---	---	---	---	---	---	---	---	34,224.81	0.6	1.22	45102020
25,179,640	0.600	---	---	---	08/08/1994	19/09/2000	5191	J.BOUTARIS & SON HOLD. SA (CB)	0.026	---	0.026	01/10/2018	---	---	---	---	---	---	---	---	---	---	---	742.45	0.026	0.026	45101015
1,540,000	0.600	---	---	---	08/08/1994	19/09/2000	5192	J.BOUTARIS & SON HOLD. (PB)	0.057	---	0.057	01/10/2018	---	---	---	---	---	---	---	---	---	---	---	742.45	0.057	0.057	45101015
23,935,280	0.300	---	---	---	29/06/2009	13/06/2000	5153	NAYTEMPORIKI PUBLISHING SA(CR)	0.107	---	0.107	02/10/2017	---	---	---	---	---	---	---	---	---	---	---	2,561.07	0.107	0.107	40301030
255,459,600	0.300	---	---	---	26/06/2000	03/12/2010	5101	NEL SA (CR)	0.07	---	0.07	31/08/2015	---	---	---	---	---	---	---	---	---	---	---	17,882.17	0.07	0.07	40501015
23,463,874	0.800	---	---	---	23/05/2003	21/12/1999	4918	NEORION SA (CR)	0.125	---	0.125	30/08/2012	---	---	---	---	---	---	---	---	---	---	---	2,932.98	0.125	0.125	50206030
18,750,000	0.300	---	---	---	02/07/2001	31/12/2012	5154	PEGASUS PUBLISHING S.A. (CR)	0.089	---	0.089	02/10/2017	---	---	---	---	---	---	---	---	---	---	---	1,668.75	0.089	0.089	40301030
100,793,572	0.300	---	---	---	16/07/2009	11/02/2016	5110	TELETIPOS SA (CR)	0.06	---	0.06	07/03/2016	---	---	---	---	---	---	---	---	---	---	---	6,047.61	0.06	0.06	40301035
4,034,950	0.680	---	---	---	01/07/2005	30/12/2010	5171	CHATZIKRANIOTIS & SONS SA (CR)	0.14	---	0.14	27/04/2018	---	---	---	---	---	---	---	---	---	---	---	564.89	0.14	0.14	45102020

Shares' Notes

Code	Note text
()	- Adjusted dividends.
*	- Last adjusted closing price.
[1]	- Net dividends.
[2]	- The "Date of Last Coupon" for New listings refers to the date company's stocks started to trade in Athex
[3]	- The Company Market Value is referred to the number of outstanding shares
[4]	- Sectors codification can be found in Appendix A
[5]	- The Market Value refers to the total number of shares listed (including their several classes) in the exchange by the company.
[6]	- P/E greater than 100
[7]	- Last view of the Order Book before the end of the trading session
[8]	- All Blocks Methods' Transactions Value are included.
4690	- Transfer to Surveillance category as of 4/4/2006.
4750	- Transfer to the Under Surveillance Category from 8/4/2011.
4865	- Suspension of trading as of 2/4/2012.
4887	- Transfer to the Surveillance Category as of 10/4/2012.
4912	- Transfer to the Surveillance Category as of 31/7/2012.
4914	- Suspension of trading as of 31/8/2012.
4918	- Suspension of trading as of 31/8/2012.
4955	- Transfer to the Surveillance Category as from 5/4/2013.
4956	- Transfer to the Surveillance Category as from 5/4/2013.
4957	- Transfer to the Surveillance Category as from 5/4/2013.
4958	- Transfer to the Surveillance Category as from 5/4/2013.
4959	- Transfer to the Surveillance Category as from 5/4/2013.
4983	- Transfer to the Surveillance Category as of 5/4/2013.
5080	- Transfer to the Surveillance Category as of 06/09/2011.
5093	- Transfer to the Surveillance Category as of 8/4/2015.
5095	- Transfer to the Surveillance Category as from 5/4/2013.
5101	- Suspension of trading as of 1/9/2015.
5110	- Suspension of trading as of 08/03/2016.
5112	- Transfer to the Surveillance Category as of 15/04/2016.
5115	- Transfer to the Surveillance Category as of 15/04/2016.
5123	- Transfer to the Surveillance Category as of 10/04/2014
5130	- Suspension of trading as of 18/04/2017.
5136	- Suspension of trading as of 02/05/2017.
5141	- Transfer to the Surveillance Category as of 10/05/2017.
5153	- Suspension of trading as of 03/10/2017.
5154	- Suspension of trading as of 03/10/2017.
5156	- Transfer to the Surveillance Category as of 11/12/2017.
5160	- Transfer to the Surveillance Category as of 15/04/2016.
5161	- Transfer to the Surveillance Category as of 25/11/2011.
5162	- Transfer to the Under Supervision Category as of 21/12/2009.
5165	- Transfer to the Surveillance Category as of 15/02/2018.
5171	- Suspension of trading as of 30/04/2018.
5172	- Suspension of trading as of 30/04/2018.
5174	- Suspension of trading as of 02/05/2018.
5178	- Transfer to the Surveillance Category as of 11/05/2018.
5179	- Suspension of trading as of 25/05/2018.
5190	- Transfer to the Surveillance Category as of 10/04/2012.
5191	- Suspension of trading as of 02/10/2018.
5192	- Suspension of trading as of 02/10/2018.
5193	- Transfer to the Surveillance Category as of 25/10/2018.
5194	- Transfer to the Surveillance Category as of 25/10/2018.
5195	- Transfer to the Surveillance Category as of 27/06/2008.

Shares' Notes

Code	Note text
5196	- Transfer to the Under Surveillance Category from 08/04/2011.
5197	- Transfer to the Surveillance Category as of 07/11/2018.
5200	- Transfer to the Surveillance Category as of 10/04/2012.
5205	- Suspension of trading as of 02/05/2019.
5206	- Suspension of trading as of 02/05/2019.
5207	- Transfer to the Surveillance Category as from 13/05/2019.
5210	- Share capital increase in progress through a rights issue. Rights' trading period on ATHEX: 24/07/2019 - 01/08/2019, pre-emption rights' subscription period: 24/07/2019 - 06/08/2019.
5211	- The 12,501,852 new (CR) shares, resulting from the recent share capital increase through a rights issue, are not yet admitted to trading on the ATHEX.

Securities Blocks Details

Securities	Block Volume	Price	Block Trade Value	Time of approval	Note
ALPHA BANK (CR)	572,068	1.64	935,903.25	11:29:01	20
EUROBANK ERGASIAS (CR)	1,000,000	0.860	860,000.00	11:57:02	20
NATIONAL BANK (CR)	150,099	2.43	364,065.12	12:14:24	20
JUMBO SA (CR)	48,771	17.99	877,146.44	12:30:24	20
EUROBANK ERGASIAS (CR)	500,000	0.864	431,750.00	13:40:07	20
EUROBANK ERGASIAS (CR)	2,500,000	0.864	2,158,750.00	13:45:48	20
ALPHA BANK (CR)	557,526	1.64	914,621.40	14:25:56	20
ALPHA BANK (CR)	300,000	1.66	496,500.00	15:41:55	20
ALPHA BANK (CR)	45,000	1.74	78,345.00	16:34:03	18
ALPHA BANK (CR)	27,337	1.74	47,593.72	16:35:48	18
ALPHA BANK (CR)	34,239	1.74	59,610.10	16:38:08	18

Blocks Notes

- 9 - Method 6-1 / Special Fees
- 10 - Method 6-1 / Special Fees, SDS
- 14 - Method 6-3 / Settlement, Incomplete Buy and Sell
- 18 - Method 6-2 / SPOT 1
- 19 - Method 6-2 / SPOT 2
- 20 - Method 6-1 and Method 6-1 Same Day Settlement
- 21 - Other Pre-agreed

Shares Rights Details

Occurred date	Exercise from	Exercise until	Trading until	Rights	Price min	Price max	Closing price	Last Bid	Last Ask	Volume	Trades	Transactions Value
19/07/2019	24/07/2019	06/08/2019	01/08/2019	TRASTOR REAL ESTATE INVESTMEN	0.041	0.060	0.052	15,196	15	744.51

Securities Forced Sales

Securities	Category of Security	Transaction s Volume	Number of Trades	Transactions Value	Note
------------	----------------------	-------------------------	---------------------	-----------------------	------

No Forced Transactions.

Forced Sales Notes

- 1 - Normal Forced Sale.
- 2 - Forced Sales of Fixed Registered Shares.
- 3 - Forced Sales of Remaining Stock Fractions.

Forced Sales Registered Shares

Securities	Start Date	End Date	Initial Volume	Remaining Volume	Date	Avg price (day)	Avg price (period)	Number of Trades	Transactions Volume	Transactions Value
------------	------------	----------	----------------	------------------	------	-----------------	--------------------	------------------	---------------------	--------------------

No Fixed Registered Shares Forced Sales.

Forced Sales Notes

According to Decision 1/380/04.05.2008 of the Hellenic Republic Capital Market Commission, the certificated registered shares that have not been deposited to the issuer for dematerialisation, will be auctioned in the Athens Exchange by the supervising issuer. Forced sales procedure is held according to Article 99A of the Athens Exchange Rulebook. The average price of the period is calculated by dividing the Total transactions value by the Total volume and includes all the transactions made until the current date.

Exchange Traded Funds (ETFs) Characteristics

	Transactions Date (T)	Creation / Redemption	Units (T-1)	New Units (T-1)	Redemption Units (T-1)	Units (T) [1]	Fund Assets [2]	Net Unit Price	Dividend per	Dividend Date
ALPHA ETF FTSE Athex Large Cap	26/07/2019	5,000	812,382	---	---	812,382	18,307,640.00	22.5358	0.43	30/06/2018

ETFs Notes

[1] - Units (T) = Units (T-1) + New Units (T-1) - Redemption Units (T-1)

[2] - The Creation / Redemption Units of T-1 are included.

Convertible Corporate Bonds - Regulated Market

Num Listed Bonds	Nominal price	Issue price	Today's Rate	Exp. Date	Duration (years)	Note	Coupon		Trading	Corporate Bonds	Price min	Price max	Closing price	Previous closing price/date	Volume	Transactions Value	Last order			ear min	Year max
							Common	Preffered									Price	Buy / Sell	Date		
171,268,704	0.30	0.30	1.00	11/10/2025	9	---	12	---	1	FORTHNET S.A. (Convertible)	---	---	---	---	---	---	20.0000	B	26/07/2019	100.0000	100.0000

Corporate Bonds Notes

Transactions Volume = (Pieces) * (Nominal Price). Transactions Value = (Pieces) * (Nominal Price) * (price %) + (Accrued interest).

The price of a Bond is stated as a percentage (%) of Bond's Nominal Price.

Nominal Price in Euros (€), except if it is noted differently.

Non Convertible Corporate Bonds - Regulated Market

Num Listed Bonds	Nominal price	Issue price	Today's Rate	Exp. Date	Duration (years)	Note	Coupon		Trading	Corporate Bonds	Accrued Int.	Yield.T.Mat	Price min	Price max	Closing price	Previous closing price/date	Volume	Transactions Value	Last order			ear min	Year max	
							Common	Preferred											Price	Buy / Sell	Date			
25,000	1,000.00	1,000.00	4.95	26/06/2023	5	---	3	---	1	B&F COMM. & GARM. INDUS. S.A. (Non Convertible)	4.6750	5.7350	96.4500	96.4500	96.4500	96.5000	24/07/2019	5,000	4,845.88	96.0000	B	26/07/2019	93.0000	98.5000
90,000	1,000.00	1,000.00	3.00	11/05/2023	5	---	3	---	1	CORAL A.E. (Non Convertible)	6.5000	1.7230	104.3800	104.3800	104.3800	102.4200	25/07/2019	1,000	1,050.30	102.4000	B	26/07/2019	100.2726	104.9499
120,000	1,000.00	1,000.00	3.95	04/04/2025	7	---	3	---	1	GEK TERNA S.A. (Non Convertible)	12.8375	2.8160	103.8000	105.0000	104.9000	104.0000	25/07/2019	111,000	117,854.96	103.7000	B	26/07/2019	99.0000	105.0000
300,000	1,000.00	1,000.00	3.10	27/06/2022	5	---	5	---	1	MYTILINEOS HOLDINGS S.A. (Non Convertible)	2.8417	2.3010	101.6000	102.0000	101.7985	101.6000	25/07/2019	64,000	65,309.77	101.5500	B	26/07/2019	100.5818	103.4000
50,000	1,000.00	1,000.00	4.35	20/06/2022	5	---	5	---	1	SYSTEMS SUNLIGHT S.A. (Non Convertible)	4.8333	3.3030	101.5000	102.8100	101.9900	102.2270	25/07/2019	19,000	19,454.83	101.9200	B	26/07/2019	99.4118	104.5000
200,000	1,000.00	1,000.00	3.50	21/03/2022	5	---	5	---	1	O.P.A.P. S.A. (Non Convertible)	12.7361	2.4990	101.7100	102.0000	102.0000	102.2500	25/07/2019	224,000	230,884.69	101.7000	B	26/07/2019	101.6500	103.5200
40,000,000	1.00	1.00	5.00	04/10/2021	5	---	12	---	1	HOUSEMARKET S.A. (Non Convertible)	0.0036	2.4620	104.6000	104.6500	104.6152	104.7250	25/07/2019	41,184	43,233.43	105.0000	B	26/07/2019	101.9500	106.0000
200,000	1,000.00	1,000.00	3.60	12/03/2026	7	---	1	---	1	AEGEAN AIRLINES S.A. (Non Convertible)	14.0000	2.8690	103.8500	103.9000	103.9000	103.9580	25/07/2019	14,000	14,739.00	103.9000	B	26/07/2019	100.3628	107.0000

Corporate Bonds Notes

Transactions Volume = (Pieces) * (Nominal Price). Transactions Value = (Pieces) * (Nominal Price) * (price %) + (Accrued interest).

The price of a Bond is stated as a percentage (%) of Bond's Nominal Price.

Nominal Price in Euros (€), except if it is noted differently.

Government Bonds

Number Listed Bonds	Nominal price	Today's Rate	Accrued Interest Calc	Exp. Date [1]	Duration (years)	Note	Coupons Date	Curr. coupon value	Trading Unit	Government Bonds	Price min	Price max	Closing price	Previous closing price/date	Volume	Transactions Value	Price	Last order Buy / Sell	Date
3,000,000	1,000.00	4.38	Actual/Actual	01/08/2022	5	---	01/08	4.38	1	GGB-FXD-010822-05Y-4.375-1.000	---	---	---	---	---	---	1.0000	B	28/11/2018
2,500,000	1,000.00	3.45	Actual/Actual	02/04/2024	5	---	02/04	3.45	1	GGB-FXD-020424-05Y-3.450-1.000	---	---	---	---	---	---	---	---	---
4,355,990,324	1.00	3.50	Actual/Actual	30/01/2023	5	---	01/02 - 31/01	3.50	1	GGB-FXD-300123-05Y-3.500-1.000	---	---	---	94.5720 13/07/2018	---	---	1.0000	B	28/11/2018
5,962,747,327	1.00	3.75	Actual/Actual	30/01/2028	10	---	/02 - 01/02 - 31/	3.75	1	GGB-FXD-300128-10Y-3.750-1.000	---	---	---	85.4610 13/07/2018	---	---	1.0000	B	28/11/2018
6,091,218,404	1.00	3.90	Actual/Actual	30/01/2033	15	---	/02 - 01/02 - 31/	3.90	1	GGB-FXD-300133-15Y-3.900-1.000	---	---	---	78.6730 13/07/2018	---	---	1.0000	B	28/11/2018
4,805,399,486	1.00	4.00	Actual/Actual	30/01/2037	19	---	/02 - 01/02 - 31/	4.00	1	GGB-FXD-300137-19Y-4.000-1.000	---	---	---	77.0370 13/07/2018	---	---	1.0000	B	28/11/2018
4,603,713,186	1.00	4.20	Actual/Actual	30/01/2042	24	---	/02 - 01/02 - 31/	4.20	1	GGB-FXD-300142-24Y-4.200-1.000	---	---	---	77.7640 13/07/2018	---	---	1.0000	B	28/11/2018
550,418,123	1.00	3.00	Actual/Actual	24/02/2023	11	---	24/02	3.00	1	GGB-FXD-240223-11Y-2.000-1.000	---	---	---	10.0000 22/06/2015	---	10.0000	B	11/07/2019	
445,007,576	1.00	3.00	Actual/Actual	24/02/2024	12	---	24/02	3.00	1	GGB-FXD-240224-12Y-2.000-1.000	---	---	---	10.0000 22/06/2015	---	---	---	---	---
423,674,226	1.00	3.00	Actual/Actual	24/02/2025	13	---	24/02	3.00	1	GGB-FXD-240225-13Y-2.000-1.000	---	---	---	10.0000 22/06/2015	---	---	---	---	---
212,292,153	1.00	3.00	Actual/Actual	24/02/2026	14	---	24/02	3.00	1	GGB-FXD-240226-14Y-2.000-1.000	---	---	---	10.0000 22/06/2015	---	---	---	---	---
160,621,352	1.00	3.00	Actual/Actual	24/02/2027	15	---	24/02	3.00	1	GGB-FXD-240227-15Y-2.000-1.000	---	---	---	10.0000 22/06/2015	---	---	---	---	---
183,244,055	1.00	3.00	Actual/Actual	24/02/2028	16	---	24/02	3.00	1	GGB-FXD-240228-16Y-2.000-1.000	---	---	---	10.0000 22/06/2015	---	---	---	---	---
164,802,894	1.00	3.00	Actual/Actual	24/02/2029	17	---	24/02	3.00	1	GGB-FXD-240229-17Y-2.000-1.000	---	---	---	10.0000 22/06/2015	---	---	---	---	---
165,460,943	1.00	3.00	Actual/Actual	24/02/2030	18	---	24/02	3.00	1	GGB-FXD-240230-18Y-2.000-1.000	---	---	---	10.0000 22/06/2015	---	---	---	---	---
129,007,241	1.00	3.00	Actual/Actual	24/02/2031	19	---	24/02	3.00	1	GGB-FXD-240231-19Y-2.000-1.000	---	---	---	10.0000 22/06/2015	---	---	---	---	---
126,192,683	1.00	3.00	Actual/Actual	24/02/2032	20	---	24/02	3.00	1	GGB-FXD-240232-20Y-2.000-1.000	---	---	---	10.0000 22/06/2015	---	---	---	---	---
146,905,168	1.00	3.00	Actual/Actual	24/02/2033	21	---	24/02	3.00	1	GGB-FXD-240233-21Y-2.000-1.000	---	---	---	10.0000 22/06/2015	---	---	---	---	---
154,475,606	1.00	3.00	Actual/Actual	24/02/2034	22	---	24/02	3.00	1	GGB-FXD-240234-22Y-2.000-1.000	---	---	---	10.0000 22/06/2015	---	---	---	---	---
144,429,441	1.00	3.00	Actual/Actual	24/02/2035	23	---	24/02	3.00	1	GGB-FXD-240235-23Y-2.000-1.000	---	---	---	10.0000 22/06/2015	---	---	---	---	---
166,211,676	1.00	3.00	Actual/Actual	24/02/2036	24	---	24/02	3.00	1	GGB-FXD-240236-24Y-2.000-1.000	---	---	---	10.0000 22/06/2015	---	---	---	---	---
145,461,669	1.00	3.00	Actual/Actual	24/02/2037	25	---	24/02	3.00	1	GGB-FXD-240237-25Y-2.000-1.000	---	---	---	10.0000 22/06/2015	---	---	---	---	---
146,941,087	1.00	3.00	Actual/Actual	24/02/2038	26	---	24/02	3.00	1	GGB-FXD-240238-26Y-2.000-1.000	---	---	---	10.0000 22/06/2015	---	---	---	---	---
135,115,612	1.00	3.00	Actual/Actual	24/02/2039	27	---	24/02	3.00	1	GGB-FXD-240239-27Y-2.000-1.000	---	---	---	10.0000 22/06/2015	---	---	---	---	---
141,909,637	1.00	3.00	Actual/Actual	24/02/2040	28	---	24/02	3.00	1	GGB-FXD-240240-28Y-2.000-1.000	---	---	---	10.0000 22/06/2015	---	---	---	---	---
136,788,720	1.00	3.00	Actual/Actual	24/02/2041	29	---	24/02	3.00	1	GGB-FXD-240241-29Y-2.000-1.000	---	---	---	10.0000 22/06/2015	---	---	---	---	---
163,643,410	1.00	3.00	Actual/Actual	24/02/2042	30	---	24/02	3.00	1	GGB-FXD-240242-30Y-2.000-1.000	---	---	---	10.0000 22/06/2015	---	---	---	---	---
742,153	1,000.00	0.40	FLR Actual/360	10/08/2019	5	---	10/02 - 10/08	---	1	GGB-FLT-100819-05Y-0.934-1.000	---	---	---	---	---	---	50.0001	B	12/12/2017
2,500,000	1,000.00	3.88	Actual/Actual	12/03/2029	10	---	12/03	3.88	1	GGB-FXD-120329-10Y-3.875-1.000	---	---	---	---	---	---	---	---	---
3,000,000	1,000.00	3.38	Actual/Actual	15/02/2025	7	---	15/02	3.38	1	GGB-FXD-150225-07Y-3.375-1.000	---	---	---	---	---	---	---	---	---
250,250	1,000.00	2.90	Actual/Actual	20/03/2023	4	---	20/03	2.90	1	GGB-FXD-200323-04Y-2.900-1.000	---	---	---	---	---	---	---	---	---
964,000	1,000.00	3.25	Actual/Actual	20/03/2025	6	---	20/03	3.25	1	GGB-FXD-200325-06Y-3.250-1.000	---	---	---	---	---	---	---	---	---
2,100,000	1,000.00	3.55	Actual/Actual	20/03/2026	7	---	20/03	3.55	1	GGB-FXD-200326-07Y-3.550-1.000	---	---	---	---	---	---	---	---	---
2,500,000	1,000.00	1.88	Actual/Actual	23/07/2026	7	---	23/07	1.88	1	GGB-FXD-230726-07Y-1.875-1.000	---	---	---	---	---	---	---	---	---

Government Bonds Notes

Transactions Volume = (Pieces) * (Nominal Price). Transactions Value = (Pieces) * (Nominal Price) * (price %) + (Accrued interest).

The Value of current coupon for the issues with NV 0.01 euro refers to NV 100 euros

FLR: Floating Interest Rate.

[1] - The Expiration Date of the interest bearing period and the Date for coupon payment.

Government Bonds

Number Listed Bonds	Nominal price	Today's Rate	Accrued Interest Calc	Exp. Date [1]	Duration (years)	Note	Coupons Date	Curr. coupon value	Trading Unit	Government Bonds	Price min	Price max	Closing price	Previous closing price/date	Volume	Transactions Value	Price	Last order Buy / Sell	Date
---------------------	---------------	--------------	-----------------------	---------------	------------------	------	--------------	--------------------	--------------	------------------	-----------	-----------	---------------	-----------------------------	--------	--------------------	-------	-----------------------	------

Government Bonds Notes

Transactions Volume = (Pieces) * (Nominal Price). Transactions Value = (Pieces) * (Nominal Price) * (price %) + (Accrued interest).

The Value of current coupon for the issues with NV 0.01 euro refers to NV 100 euros

FLR: Floating Interest Rate.

[1] - The Expiration Date of the interest bearing period and the Date for coupon payment.

Treasury Bills & Zero Coupon Government Bonds

Issue Date	13-Week Maturity									26-Week Maturity									52-Week Maturity								
	Exp. Date	Initial Rate	Num Listed Bonds	Nominal price	Issue price	Last Trade Price	Last Trade Date	Volume Traded	Note	Exp. Date	Initial Rate	Num Listed Bonds	Nominal price	Issue price	Last Trade Price	Last Trade Date	Volume Traded	Note	Exp. Date	Initial Rate	Num Listed Bonds	Nominal price	Issue price	Last Trade Price	Last Trade Date	Volume Traded	Note
14/09/2018	---	---	---	---	---	---	---	---	---	---	---	---	---	---	---	---	---	---	13/09/2019	1.09	1,000,000	1,000.00	989.10	---	---	---	---
14/12/2018	---	---	---	---	---	---	---	---	---	---	---	---	---	---	---	---	---	---	13/12/2019	1.09	1,000,000	1,000.00	989.10	---	---	---	---
15/03/2019	---	---	---	---	---	---	---	---	---	---	---	---	---	---	---	---	---	---	13/03/2020	0.95	1,000,000	1,000.00	990.50	---	---	---	---
14/06/2019	---	---	---	---	---	---	---	---	---	---	---	---	---	---	---	---	---	---	12/06/2020	0.47	1,000,000	1,000.00	995.30	---	---	---	---

Bonds in Circulation	Currency / Min nominal traded Value	Coupons Payment Date	Current Coupon Value	Note	Coupon	Trading Unit	Issue Date	Duration (years)	Today's Interest	A.I.C in days	Bonds	Last price of previous days		Last Outcry in Cash (euro)			Trades in Pieces	Life min	Life Max
												Price	Buy / Sell	Price	Buy / Sell	Date			
Corporate Bonds in Foreign Currency and Euro																			
103,746	GBP / 10	01/12	0.25	---	60	1	01/12/1930	98	2.5	360	National Mortgage Bank	2.27	05/02/1996	2.27	S	05/02/1996	---	2.27	2.27
0	GBP / 10	01/12	0.25	---	62	1	01/12/1928	100	2.5	360	National Mortgage Bank	---	---	---	---	---	---	---	---

Government Bonds Notes

A.I.C: Accrued Interest Calculation base.

FLR: Floating Interest Rate.

The minimum tradeable Nominal Value for all Demeterialised Government Titles is 100 Euros.

(μτφρ-0)

Athex & ATHEXClear Members List

Member Name	Stock Market			Derivatives Market		ATHEXClear Member				
	Address	Phone	Fax	Market Member	Remote Member	Market Maker	Proprietary	Market Maker	General Clearing	Direct Clearing
A. SARRIS SECURITIES S.A.				a						
6, DRAGATSANIOU ATHINA	+30 2103367700	210-3312324								
ALPHA BANK A.E.									a	
40, STADIOU STR ATHINA	(210)-3265546	(210)-3265811								
	(210)-3260000	(210)-3264116								
103, AVE. ATHINON ATHINA	+30 2103436820	210-3436270								
ALPHA FINANCE INVESTMENT SERVICES S.A.				a		a	a	a		a
5, MERLIN ATHINA	+30 2103677400	210-33311193								
ARGUS STOCKBROKERS LTD				a	a		a			
25, DIMOSTHENI SEVERI AVE NICOSIA	+357 22717000	0035722717070								
ATLANTIC SECURITIES LIMITED				a	a					
37, PRODROMOU NICOSIA	+357 22445400	00357 22661914								
AXON SECURITIES S.A.				a			a			
48, STADIOU ATHINA	+30 2103363800	210-3243903								
BETA SECURITIES S.A.				a		a	a			a
29, ALEXANDRAS AVEN. & VRAILA ATHINA	+30 2106478900	210-6410139								
BNP PARIBAS SECURITIES SERVICES									a	
2, LAMPSAKOU ATHINA	+30 2107468500	210-7468579-581								
CAPITAL SECURITIES S.A.				a			a			
58, MITROPOLEOS ATHINA	+30 2103369700	+30 210 3369820								
CFS SECURITIES-INVESTMENT SERVICES S.A.				a						
3, PAPARRIGOPOULOU ATHINA	+30 2103360800	+30 210-3360980								
CITIGROUP GLOBAL MARKET LTD				a	a					
1, CITIGROUP CENTER, CANADA SQ., CANARY WHARF LONDON	+44 02079864000									
CITIGROUP GLOBAL MARKETS EUROPE AG				a	a					
16, REUTERWEG FRANKFURT										
CREDIT SUISSE SECURITIES (EUROPE) LIMITED				a	a					
1, CABOT SQUARE LONDON	+44 2078888888									
CYCLOS SECURITIES S.A.				a			a			a
39, PANEPISTIMIOU ATHINA	+30 2103364300	+30 210-3239122								
DEUTSCHE BANK S.A.				a	a		a			
1, GREAT WINCHESTER STREET LONDON	+44 20 754 54209	00441133361437								
DYNAMIC SECURITIES S.A.				a			a			a
, SYGROU AVENUE 223 & TRALLEON 2 NEA SMYRNI	+30 2103677700	210-3677777								
EUROBANK EQUITIES INVESTMENT FIRM S.A				a		a	a	a		a
, FILELLINON 10 & XENOFONTOS 13 ATHINA	+30 2103720000	210-3720001								
EUROBANK ERGASIAS S.A.									a	
8, OTHONOS ATHINA	+30 2103337000	210-3245916								
8, OTHONOS STR. ATHINA	(210)-3337000	(210)-3233866								
	(210)-3337969	(210)-3245916								
EUROCORP INVESTMENT SERVICES S.A.				a			a			a
14, FILIKIS ETERIAS SQ, ATHINA	+30 2107263500	2107263666								
EUROTRUST INVESTMENT FIRM SA				a						
113, SEVASTOUPOLEOS ATHINA	+30 2103363100	+30 210-3238334								
EUROXX SECURITIES S.A.				a		a	a	a		a
7, PALEOLOGOU CHALANDRI	+30 2106879400	210-6879401								
7, PALAIOLOGOU CHALANDRI	(210)-6879400	(210)-6879401								
G. A. PERVANAS SECURITIES-INVESTMENT SERVICES CO S.A.				a						
7-9, SOFOKLEOUS ATHINA	+30 2103727200	210-3210-291								
GLOBAL CAPITAL SECURITIES AND FINANCIAL SERVICES LTD				a	a					
50, AVE. ARCHIEPISKOPOU MAKARIOU NICOSIA	+357 22710710	357 22339332								
HELLENIC BANK (INVESTMENTS) LTD					a					
, AVE.KYRIAKOU MATSI 31 - PO BOX 24747 NICOSIA	+357 22500100	357 22500110								
HELLENIC-AMERICAN SECURITIES S.A.				a		a	a			a
27, ANDREA PAPANDEOU ATHINA	+30 2103311100	+30 210-3215968								
HSBC FRANCE									a	
109-111, AVE. MESOGION ATHINA	+30 2106960000	210-6929336								
INDEX SECURITIES S.A.				a						
6, DRAGATSANIOU ATHINA	+30 2103213920	+30 210-3213216								
INVESTMENT BANK OF GREECE S.A.				a		a	a	a	a	
32, EGIALIAS & PARADISOU MAROUSI	+30 2108173111	+30 210-6896325								
J. CHR. MAVRIKIS SECURITIES S.A.				a						
5, SOFOKLEOUS ATHINA	+30 2103216730	210-3217767								

Athex & ATHEXClear Members List

Member Name				Stock Market			Derivatives Market		ATHEXClear Member	
	Address	Phone	Fax	Market Member	Remote Member	Market Maker	Proprietary	Market Maker	General Clearing	Direct Clearing
KAPPA SECURITIES S.A.				a			a			
15, VALAORITOU ATHINA	+30 2103678600	+30 210-3641002								
KARAMANOF SECURITIES AND INVESTMENT SERVICES S.A.				a			a			
2, SQ. AGION THEODORON ATHINA	+30 2103212947	+30 210-3217088								
LAIKI FINANCIAL SERVICES LTD					a					
26, AVE. VYRONOS NICOSIA	357 22367367	357 22718567								
LEON DEPOLAS SECURITIES S.A.				a		a	a			
1, CHRISTOU LADA ATHINA	+30 2103213276	+30 210-3211618								
MEGA EQUITY SECURITIES & FINANCIAL SERVICES PUBLIC LTD				a	a		a			
42-44, AVE. GRIVA DIGENI NICOSIA	+357 22711711	357 22711811								
MERIT SECURITIES S.A.				a		a	a			a
5, SOFOKLEOUS ATHINA	+30 2141008800	210-3671830								
MERRILL LYNCH INTERNATIONAL				a	a					
2, KING EDWARD STREET LONDON	+44 20276281000									
N. CHRYSOCHOIDIS STOCK BROKERAGE I.S.S.A.				a			a			a
7-9, SOFOKLEOUS ATHINA	+30 2103213913	+30 210-3216115								
NATIONAL BANK OF GREECE S.A.				a		a	a		a	
68, AKADIMIAS STR. ATHINA	(210)-3328817	(210)-3328678								
86, AIOLOU STR. ATHINA	(210)-3341000	(210)-3228187								
NATIONAL SECURITIES S.A.				a		a	a	a		
66, KIFISIAS AVE, BUILDING A ATHINA	+30 2107720000	+30 210-7720002								
NUNTIUS BROKERAGE AND INVESTMENT SERVICES S.A.				a						
6, DRAGATSANIOU ATHINA	+30 2103350599	+30210-3254846								
ONE PLUS CAPITAL LIMITED				a	a					
, 75 PRODOMOU AVENUE, ONEWORLD PARKVIEW HOUSE, 3RD FLOOR	+357 22873760									
PANTELAKIS SECURITIES S.A.				a		a	a	a		
57, ETHNIKIS ANTISTATIS B CHALANDRI	+30 2106965000	210-6929550								
PEGASUS SECURITIES S.A.				a			a			
17, VALAORITOU & AMERIKIS ATHINA	+30 2103670700	+30 210-3670760								
PIRAEUS BANK S.A.				a			a		a	
4, AMERIKIS STR. ATHINA	(210)-3335000	(210)-3335079								
4, AMERIKIS STR ATHINA	(210)-3335918	(210)-3254207								
4, AMERIKIS ATHINA	+30 2103335000	210-3335079								
PIRAEUS SECURITIES S.A.				a		a	a	a		a
10, STADIU ATHINA	+30 2103354100	210-3354170								
PROCHOICE SECURITIES LTD				a	a					
57, SPYROU KYPRIANOY NICOSIA	+357-24-661192	+357-24-662464								
SHARELINK SECURITIES-FINANCIAL SERVICES LTD				a	a		a			
6, THEOTOKI MEGARO ELLINA NICOSIA	+357 22554200	+357 22750852								
SOCIETE GENERALE S.A.				a	a		a			
, 17 COURS VALMY 92987 PUTEAUX - LA DEFENSE PARIS	+33 157290504	+33142138697								
SOLIDUS SECURITIES S.A.				a			a			a
64, LOUIZIS RIANCOUR ATHINA	+30 2106900600	210-6985421								
ST. EM. LAVRENTAKIS SECURITIES S.A.				a			a			
7-9, SOFOKLEOUS ATHINA	+30 2103213336	+30 210-3246572								
THE CYPRUS INVESTMENT & SECURITIES CORPORATION LTD				a	a					
154, LIMASSOL AVENUE, STROVOLOS NICOSIA	+357 22121700	357 22338800								
UBS LIMITED					a					
1, FINSBURY AVENUE LONDON	+44 2075687135									

List of Stocks under Market Making operations

Securities	Stock Category
Market Maker	Start Market Making
ADMIE (IPTO) HOLDING S.A. (CR)	Main Market
PIRAEUS SECURITIES S.A.	29/06/2017
ALPHA BANK (CR)	Main Market
ALPHA FINANCE INVESTMENT SERVICES S.A.	29/02/2016
EUROBANK EQUITIES INVESTMENT FIRM S.A	24/10/2012
HELLENIC-AMERICAN SECURITIES S.A.	06/02/2019
LEON DEPOLAS SECURITIES S.A.	04/01/2016
MERIT SECURITIES S.A	03/09/2013
NATIONAL SECURITIES S.A	15/01/2013
PIRAEUS SECURITIES S.A.	28/05/2013
ALUMIL (CR)	Main Market
BETA SECURITIES S.A.	18/07/2013
AS COMPANY SA (CR)	Main Market
EUROBANK EQUITIES INVESTMENT FIRM S.A	01/04/2019
ATTICA BANK S.A. (CR)	Main Market
EUROXX SECURITIES S.A.	22/01/2016
PIRAEUS SECURITIES S.A.	20/09/2017
ATTICA HOLDINGS (CR)	Main Market
HELLENIC-AMERICAN SECURITIES S.A.	28/12/2017
AUTOHELLAS SA (CR)	Main Market
ALPHA FINANCE INVESTMENT SERVICES S.A.	01/07/2019
EUROXX SECURITIES S.A.	02/07/2018
AVAX S.A. (CR)	Main Market
EUROBANK EQUITIES INVESTMENT FIRM S.A	14/12/2015
BYTE COMPUTER SA (CR)	Main Market
MERIT SECURITIES S.A	04/08/2013
CC HBC AG (CR)	Main Market
EUROBANK EQUITIES INVESTMENT FIRM S.A	23/10/2013
NATIONAL SECURITIES S.A	29/04/2013
PIRAEUS SECURITIES S.A.	04/05/2015
CENERGY HOLDINGS (CB)	Main Market
ALPHA FINANCE INVESTMENT SERVICES S.A.	02/01/2017
EUROBANK EQUITIES INVESTMENT FIRM S.A	02/01/2017
CNL CAPITAL (CR)	Main Market
MERIT SECURITIES S.A	01/10/2018
EKTER SA (CR)	Main Market
EUROBANK EQUITIES INVESTMENT FIRM S.A	16/10/2017
LEON DEPOLAS SECURITIES S.A.	21/05/2018
ELASTRON (CR)	Main Market
LEON DEPOLAS SECURITIES S.A.	20/02/2017
ELLAKTOR (CR)	Main Market
ALPHA FINANCE INVESTMENT SERVICES S.A.	14/03/2019
EUROXX SECURITIES S.A.	24/09/2018
HELLENIC-AMERICAN SECURITIES S.A.	14/01/2019
NATIONAL SECURITIES S.A	25/06/2013
PIRAEUS SECURITIES S.A.	22/10/2018
ELTON SA (CR)	Main Market
BETA SECURITIES S.A.	03/09/2013
LEON DEPOLAS SECURITIES S.A.	01/04/2019
ELVALHALCOR (CB)	Main Market
ALPHA FINANCE INVESTMENT SERVICES S.A.	07/05/2018
EUROBANK EQUITIES INVESTMENT FIRM S.A	07/05/2018
EUROBANK ERGASIAS (CR)	Main Market
ALPHA FINANCE INVESTMENT SERVICES S.A.	08/01/2013
EUROBANK EQUITIES INVESTMENT FIRM S.A	01/06/2013
HELLENIC-AMERICAN SECURITIES S.A.	25/07/2014
MERIT SECURITIES S.A	06/11/2017
NATIONAL SECURITIES S.A	01/01/2017
PIRAEUS SECURITIES S.A.	28/09/2013
EUROPEAN RELIANCE INSUR. (CR)	Main Market
EUROBANK EQUITIES INVESTMENT FIRM S.A	08/07/2019
PANTELAKIS SECURITIES S.A.	15/07/2019
EYDAP S.A. (CR)	Main Market
EUROBANK EQUITIES INVESTMENT FIRM S.A	10/06/2019
FOURLIS (CR)	Main Market
EUROBANK EQUITIES INVESTMENT FIRM S.A	01/12/2016
EUROXX SECURITIES S.A.	01/12/2016
PIRAEUS SECURITIES S.A.	06/03/2017

List of Stocks under Market Making operations

Securities	Stock Category
Market Maker	Start Market Making
GEK TERNA (CR)	Main Market
HELLENIC-AMERICAN SECURITIES S.A.	07/09/2015
GR. SARANTIS S.A. (CR)	Main Market
BETA SECURITIES S.A.	14/05/2013
EUROBANK EQUITIES INVESTMENT FIRM S.A	24/10/2016
HELLENIC EXCHANGES-A.S.E. (CR)	Main Market
NATIONAL SECURITIES S.A	25/06/2013
PIRAEUS SECURITIES S.A.	04/05/2015
HELLENIC PETROLEUM (CR)	Main Market
HELLENIC-AMERICAN SECURITIES S.A.	14/09/2015
PIRAEUS SECURITIES S.A.	20/03/2017
IKTINOS HELLAS SA (CR)	Main Market
ALPHA FINANCE INVESTMENT SERVICES S.A.	01/04/2019
EUROBANK EQUITIES INVESTMENT FIRM S.A	25/02/2019
NATIONAL SECURITIES S.A	24/07/2019
INTERCONTINENTAL (CR)	Main Market
LEON DEPOLAS SECURITIES S.A.	03/06/2019
INTRACOM HOLDINGS (CR)	Main Market
ALPHA FINANCE INVESTMENT SERVICES S.A.	03/08/2018
LEON DEPOLAS SECURITIES S.A.	08/10/2018
INTRALOT (CR)	Main Market
BETA SECURITIES S.A.	10/04/2017
EUROBANK EQUITIES INVESTMENT FIRM S.A	18/12/2017
EUROXX SECURITIES S.A.	12/06/2017
HELLENIC-AMERICAN SECURITIES S.A.	30/05/2018
PANTELAKIS SECURITIES S.A.	07/05/2018
PIRAEUS SECURITIES S.A.	28/09/2013
JUMBO SA (CR)	Main Market
MERIT SECURITIES S.A	06/11/2017
PIRAEUS SECURITIES S.A.	06/03/2017
KLOUKINAS - LAPPAS SA (CR)	Main Market
BETA SECURITIES S.A.	22/09/2014
KRI-KRI S.A. (CR)	Main Market
EUROBANK EQUITIES INVESTMENT FIRM S.A	07/05/2018
LEON DEPOLAS SECURITIES S.A.	16/01/2017
LAMDA DEVELOPMENT SA (CR)	Main Market
EUROBANK EQUITIES INVESTMENT FIRM S.A	08/12/2014
PANTELAKIS SECURITIES S.A.	06/11/2017
PIRAEUS SECURITIES S.A.	29/06/2017
LAMPSA HOTEL SA (CR)	Main Market
LEON DEPOLAS SECURITIES S.A.	16/01/2017
MARFIN INVESTMENT GROUP (CR)	Main Market
PIRAEUS SECURITIES S.A.	02/02/2013
MLS MULTIMEDIA SA (CR)	Main Market
HELLENIC-AMERICAN SECURITIES S.A.	07/12/2015
MOTOR OIL (CR)	Main Market
HELLENIC-AMERICAN SECURITIES S.A.	01/09/2014
LEON DEPOLAS SECURITIES S.A.	01/04/2019
MERIT SECURITIES S.A	25/02/2019
NATIONAL SECURITIES S.A	17/02/2014
PIRAEUS SECURITIES S.A.	04/05/2015
MYTILINEOS HOLDINGS (CR)	Main Market
ALPHA FINANCE INVESTMENT SERVICES S.A.	15/04/2019
EUROBANK EQUITIES INVESTMENT FIRM S.A	20/09/2017
MERIT SECURITIES S.A	25/02/2019
NATIONAL SECURITIES S.A	25/06/2013
PIRAEUS SECURITIES S.A.	04/05/2015
NATIONAL BANK (CR)	Main Market
ALPHA FINANCE INVESTMENT SERVICES S.A.	08/01/2013
EUROBANK EQUITIES INVESTMENT FIRM S.A	24/10/2012
HELLENIC-AMERICAN SECURITIES S.A.	25/07/2014
LEON DEPOLAS SECURITIES S.A.	20/04/2015
MERIT SECURITIES S.A	03/09/2013
NATIONAL SECURITIES S.A	28/02/2013
PIRAEUS SECURITIES S.A.	08/09/2013

List of Stocks under Market Making operations

Securities	Stock Category
Market Maker	Start Market Making
OPAP (CR)	Main Market
ALPHA FINANCE INVESTMENT SERVICES S.A.	08/01/2013
EUROBANK EQUITIES INVESTMENT FIRM S.A	24/10/2012
HELLENIC-AMERICAN SECURITIES S.A.	25/07/2014
MERIT SECURITIES S.A	20/03/2017
NATIONAL SECURITIES S.A	15/01/2013
PIRAEUS SECURITIES S.A.	04/05/2015
OTE (CR)	Main Market
ALPHA FINANCE INVESTMENT SERVICES S.A.	08/01/2013
EUROBANK EQUITIES INVESTMENT FIRM S.A	24/10/2012
HELLENIC-AMERICAN SECURITIES S.A.	25/07/2014
LEON DEPOLAS SECURITIES S.A.	01/04/2019
MERIT SECURITIES S.A	20/03/2017
NATIONAL SECURITIES S.A	01/12/2012
PIRAEUS SECURITIES S.A.	08/09/2013
P.P.A. S.A. (CR)	Main Market
EUROBANK EQUITIES INVESTMENT FIRM S.A	06/02/2019
PAPOUTSANIS (CR)	Main Market
ALPHA FINANCE INVESTMENT SERVICES S.A.	19/11/2018
BETA SECURITIES S.A.	25/11/2013
PETROPOULOS PETROS (CR)	Main Market
EUROBANK EQUITIES INVESTMENT FIRM S.A	01/04/2019
PIRAEUS BANK (CR)	Main Market
ALPHA FINANCE INVESTMENT SERVICES S.A.	15/04/2019
EUROBANK EQUITIES INVESTMENT FIRM S.A	23/10/2012
EUROXX SECURITIES S.A.	15/02/2016
HELLENIC-AMERICAN SECURITIES S.A.	14/01/2019
MERIT SECURITIES S.A	16/09/2013
NATIONAL SECURITIES S.A	02/06/2013
PIRAEUS SECURITIES S.A.	16/02/2013
PLAISIO COMPUTERS SA (CR)	Main Market
BETA SECURITIES S.A.	05/05/2014
EUROBANK EQUITIES INVESTMENT FIRM S.A	02/03/2015
PPC (CR)	Main Market
ALPHA FINANCE INVESTMENT SERVICES S.A.	08/01/2013
ALPHA FINANCE INVESTMENT SERVICES S.A.	23/07/2018
EUROBANK EQUITIES INVESTMENT FIRM S.A	23/10/2012
MERIT SECURITIES S.A	06/11/2017
NATIONAL SECURITIES S.A	26/03/2013
PIRAEUS SECURITIES S.A.	28/09/2013
PROFILE SA (CR)	Main Market
PANTELAKIS SECURITIES S.A.	01/07/2019
QUALITY & RELIABILITY SA (CR)	Main Market
BETA SECURITIES S.A.	20/08/2014
QUEST HOLDINGS (CR)	Main Market
BETA SECURITIES S.A.	26/03/2018
EUROBANK EQUITIES INVESTMENT FIRM S.A	28/01/2019
S.KANAKIS SA (CR)	Main Market
BETA SECURITIES S.A.	01/10/2013
BETA SECURITIES S.A.	26/03/2009
THRACE PLASTICS SA (CR)	Main Market
ALPHA FINANCE INVESTMENT SERVICES S.A.	26/03/2018
EUROBANK EQUITIES INVESTMENT FIRM S.A	26/03/2018
TITAN CEMENT (CR)	Main Market
EUROBANK EQUITIES INVESTMENT FIRM S.A	12/03/2019
NATIONAL SECURITIES S.A	17/02/2014
PANTELAKIS SECURITIES S.A.	14/03/2019
PIRAEUS SECURITIES S.A.	04/05/2015
VIOHALCO SA/INV (CB)	Main Market
ALPHA FINANCE INVESTMENT SERVICES S.A.	17/02/2014
EUROBANK EQUITIES INVESTMENT FIRM S.A	01/01/2017
MERIT SECURITIES S.A	17/03/2014

Underlying Asset				Derivatives Market													
Price max	Price min	Closing price	change	Delivery Month	Open price	Price max	Price min	Last price	Closing price	Last Bid	Last Ask	Fixing price*	Life high	Life low	Trades	Volume	Open Interest
FTSE/Athex Large Cap																	
2,209.90	2,183.55	2,205.19	0.61%	August 2019	2,205.00	2,227.00	2,197.25	2,217.00	2,217.00	---	---		2,271.00	---	237	900	16,734
				September 2019	2,205.25	2,227.75	2,202.25	2,222.75	2,222.75	---	---		2,234.00	---	34	533	251
				October 2019	---	---	---	---	2,202.25	---	---		---	---	---	---	---
				December 2019	---	---	---	---	2,209.75	---	---		---	---	---	---	---
				March 2020	---	---	---	---	2,221.00	---	---		---	---	---	---	---
				June 2020	---	---	---	---	2,232.00	---	---		---	---	---	---	---

(Trade Unit: 1 Index Point x 2€, Cash Settlement)

Derivatives notes

Fixing prices and final open positions can be retrieved from the following path <http://www.helex.gr/el/web/guest/statistics-end-of-day-derivatives>

Underlying Asset				Derivatives Market													
Price max	Price min	Closing price	change	Delivery Month	Open price	Price max	Price min	Last price	Closing price	Last Bid	Last Ask	Fixing price*	Life high	Life low	Trades	Volume	Open Interest
ADMIE (IPTO) HOLDING S.A. (CR)				(Contract Size: 100 Securities, Physical Delivery)													
2.225	2.185	2.21	0.23%	September 2019	2.17	2.18	2.14	2.14	2.14	---	---	---	2.18	---	17	112	8,336
				December 2019	---	---	---	---	2.22	---	---	---	---	---	---	---	---
				March 2020	---	---	---	---	2.23	---	---	---	---	---	---	---	---
				June 2020	---	---	---	---	2.25	---	---	---	---	---	---	---	---
ALPHA BANK (CR)				(Contract Size: 100 Securities, Physical Delivery)													
1.669	1.626	1.65	1.29%	September 2019	1.64	1.69	1.64	1.68	1.68	---	---	---	1.92	---	204	2,712	68,170
				December 2019	---	---	---	---	1.64	---	---	---	---	---	---	---	---
				March 2020	---	---	---	---	1.65	---	---	---	---	---	---	---	---
				June 2020	---	---	---	---	1.66	---	---	---	---	---	---	---	---
ATTICA BANK S.A. (CR)				(Contract Size: 100 Securities, Physical Delivery)													
0.432	0.413	0.417	-1.19%	September 2019	0.406	0.425	0.406	0.425	0.425	---	---	---	0.616	---	6	27	7,823
				December 2019	---	---	---	---	0.425	---	---	---	---	---	---	---	---
				March 2020	---	---	---	---	0.428	---	---	---	---	---	---	---	---
				June 2020	---	---	---	---	0.430	---	---	---	---	---	---	---	---
CC HBC AG (CR)				(Contract Size: 100 Securities, Physical Delivery)													
31.64	31.05	31.54	0.51%	September 2019	31.20	31.53	31.15	31.53	31.53	---	---	---	33.35	---	3	11	426
				December 2019	---	---	---	---	31.64	---	---	---	---	---	---	---	---
				March 2020	---	---	---	---	31.80	---	---	---	---	---	---	---	---
				June 2020	---	---	---	---	31.96	---	---	---	---	---	---	---	---
CENERGY HOLDINGS (CB)				(Contract Size: 100 Securities, Physical Delivery)													
1.572	1.522	1.532	-1.80%	September 2019	1.57	1.57	1.55	1.56	1.56	---	---	---	1.63	---	11	77	10,293
				December 2019	---	---	---	---	1.57	---	---	---	---	---	---	---	---
				March 2020	---	---	---	---	1.58	---	---	---	---	---	---	---	---
				June 2020	---	---	---	---	1.59	---	---	---	---	---	---	---	---
ELLAKTOR (CR)				(Contract Size: 100 Securities, Physical Delivery)													
2.18	2.12	2.145	-0.23%	September 2019	2.18	2.19	2.14	2.15	2.15	---	---	---	2.26	---	64	676	11,680
				December 2019	---	---	---	---	2.17	---	---	---	---	---	---	---	---
				March 2020	---	---	---	---	2.18	---	---	---	---	---	---	---	---
				June 2020	---	---	---	---	2.19	---	---	---	---	---	---	---	---
EUROBANK ERGASIAS (CR)				(Contract Size: 100 Securities, Physical Delivery)													
0.8705	0.855	0.865	-0.23%	September 2019	0.864	0.878	0.864	0.868	0.868	---	---	---	0.911	---	67	1,409	42,103
				December 2019	---	---	---	---	0.874	---	---	---	---	---	---	---	---
				March 2020	---	---	---	---	0.879	---	---	---	---	---	---	---	---
				June 2020	---	---	---	---	0.883	---	---	---	---	---	---	---	---

Derivatives notes

Fixing prices and final open positions can be retrieved from the following path <http://www.helex.gr/el/web/guest/statistics-end-of-day-derivatives>

Underlying Asset				Derivatives Market													
Price max	Price min	Closing price	change	Delivery Month	Open price	Price max	Price min	Last price	Closing price	Last Bid	Last Ask	Fixing price*	Life high	Life low	Trades	Volume	Open Interest
EYDAP S.A. (CR)				(Contract Size: 100 Securities, Physical Delivery)													
7.99	7.75	7.99	1.27%	September 2019	7.92	7.92	7.82	7.82	7.82	---	---	---	7.92	---	3	11	372
				December 2019	---	---	---	---	7.95	---	---	---	---	---	---	---	---
				March 2020	---	---	---	---	7.99	---	---	---	---	---	---	---	---
				June 2020	---	---	---	---	8.03	---	---	---	---	---	---	---	---
FOURLIS (CR)				(Contract Size: 102 Securities, Physical Delivery)													
5.74	5.61	5.66	-1.39%	September 2019	5.75	5.75	5.75	5.75	5.75	---	---	---	5.75	5.41	1	5	609
				December 2019	---	---	---	---	5.79	---	---	---	---	---	---	---	---
				March 2020	---	---	---	---	5.82	---	---	---	---	---	---	---	---
				June 2020	---	---	---	---	5.85	---	---	---	---	---	---	---	---
GEK TERNA (CR)				(Contract Size: 100 Securities, Physical Delivery)													
6.67	6.5	6.62	0.61%	September 2019	6.67	6.68	6.58	6.60	6.60	---	---	---	7.01	---	52	205	8,639
				December 2019	---	---	---	---	6.63	---	---	---	6.74	---	---	---	---
				March 2020	---	---	---	---	6.67	---	---	---	---	---	---	---	---
				June 2020	---	---	---	---	6.70	---	---	---	---	---	---	---	---
HELLENIC EXCHANGES-A.S.E. (CR)				(Contract Size: 100 Securities, Physical Delivery)													
5	4.915	4.98	-0.40%	September 2019	5.00	5.04	4.97	5.02	5.02	---	---	---	5.24	---	33	59	3,687
				December 2019	5.08	5.08	5.08	5.08	5.08	---	---	---	5.08	---	1	2	---
				March 2020	---	---	---	---	5.07	---	---	---	---	---	---	---	---
				June 2020	---	---	---	---	5.09	---	---	---	---	---	---	---	---
HELLENIC PETROLEUM (CR)				(Contract Size: 100 Securities, Physical Delivery)													
9.54	9.33	9.51	1.28%	September 2019	9.48	9.58	9.48	9.58	9.58	---	---	---	9.58	---	25	77	2,260
				December 2019	---	---	---	---	9.47	---	---	---	---	---	---	---	---
				March 2020	---	---	---	---	9.51	---	---	---	---	---	---	---	---
				June 2020	---	---	---	---	9.56	---	---	---	---	---	---	---	---
INTRACOM HOLDINGS (CR)				(Contract Size: 100 Securities, Physical Delivery)													
1.19	1.122	1.172	1.74%	September 2019	1.20	1.20	1.18	1.18	1.18	---	---	---	1.24	---	20	162	3,610
				December 2019	---	---	---	---	1.16	---	---	---	---	---	---	---	---
				March 2020	---	---	---	---	1.17	---	---	---	---	---	---	---	---
				June 2020	---	---	---	---	1.17	---	---	---	---	---	---	---	---
INTRALOT (CR)				(Contract Size: 100 Securities, Physical Delivery)													
0.54	0.51	0.527	1.15%	September 2019	0.520	0.538	0.520	0.526	0.526	---	---	---	0.579	---	54	577	4,828
				December 2019	---	---	---	---	0.525	---	---	---	---	---	---	---	---
				March 2020	---	---	---	---	0.528	---	---	---	---	---	---	---	---
				June 2020	---	---	---	---	0.531	---	---	---	---	---	---	---	---

Derivatives notes

Fixing prices and final open positions can be retrieved from the following path <http://www.helex.gr/el/web/guest/statistics-end-of-day-derivatives>

Underlying Asset				Derivatives Market													
Price max	Price min	Closing price	change	Delivery Month	Open price	Price max	Price min	Last price	Closing price	Last Bid	Last Ask	Fixing price*	Life high	Life low	Trades	Volume	Open Interest
JUMBO SA (CR)				(Contract Size: 100 Securities, Physical Delivery)													
18.18	17.87	17.97	-0.11%	September 2019	17.99	18.01	17.98	18.01	18.01	---	---	---	18.80	---	6	14	414
				December 2019	---	---	---	---	18.14	---	---	---	16.75	---	---	---	13
				March 2020	---	---	---	---	18.23	---	---	---	---	---	---	---	---
				June 2020	---	---	---	---	18.32	---	---	---	---	---	---	---	---
LAMDA DEVELOPMENT SA (CR)				(Contract Size: 100 Securities, Physical Delivery)													
9.72	9.61	9.71	1.04%	September 2019	9.66	9.79	9.65	9.77	9.77	---	---	---	10.15	---	23	96	2,599
				December 2019	---	---	---	---	9.69	---	---	---	---	---	---	---	---
				March 2020	---	---	---	---	9.74	---	---	---	---	---	---	---	---
				June 2020	---	---	---	---	9.79	---	---	---	---	---	---	---	---
MARFIN INVESTMENT GROUP (CR)				(Contract Size: 100 Securities, Physical Delivery)													
0.144	0.141	0.142	0.71%	September 2019	0.146	0.147	0.144	0.145	0.145	---	---	---	0.153	---	41	1,034	94,452
				December 2019	---	---	---	---	0.142	---	---	---	---	---	---	---	---
				March 2020	---	---	---	---	0.143	---	---	---	---	---	---	---	---
				June 2020	---	---	---	---	0.144	---	---	---	---	---	---	---	---
MOTOR OIL (CR)				(Contract Size: 100 Securities, Physical Delivery)													
22.7	22.36	22.36	-1.32%	September 2019	---	---	---	---	22.73	---	---	---	24.27	---	---	---	339
				December 2019	---	---	---	---	22.85	---	---	---	---	---	---	---	---
				March 2020	---	---	---	---	22.96	---	---	---	---	---	---	---	---
				June 2020	---	---	---	---	23.08	---	---	---	---	---	---	---	---
MYTILINEOS HOLDINGS (CR)				(Contract Size: 100 Securities, Physical Delivery)													
11.19	10.94	11.18	2.10%	September 2019	11.47	11.47	11.06	11.28	11.28	---	---	---	11.47	---	148	342	10,279
				December 2019	---	---	---	---	11.04	---	---	---	---	---	---	---	---
				March 2020	---	---	---	---	11.10	---	---	---	---	---	---	---	---
				June 2020	---	---	---	---	11.15	---	---	---	---	---	---	---	---
NATIONAL BANK (CR)				(Contract Size: 100 Securities, Physical Delivery)													
2.487	2.381	2.468	2.83%	September 2019	2.39	2.50	2.39	2.49	2.49	---	---	---	2.57	---	277	2,733	56,771
				December 2019	---	---	---	---	2.42	---	---	---	---	---	---	---	---
				March 2020	---	---	---	---	2.43	---	---	---	---	---	---	---	---
				June 2020	---	---	---	---	2.44	---	---	---	---	---	---	---	---
OPAP (CR)				(Contract Size: 100 Securities, Physical Delivery)													
10.31	10.02	10.31	2.28%	September 2019	10.12	10.38	10.11	10.36	10.36	---	---	---	10.38	---	91	284	4,516
				December 2019	---	---	---	---	10.16	---	---	---	---	---	---	---	---
				March 2020	---	---	---	---	10.21	---	---	---	---	---	---	---	---
				June 2020	---	---	---	---	10.26	---	---	---	---	---	---	---	---

Derivatives notes

Fixing prices and final open positions can be retrieved from the following path <http://www.helex.gr/el/web/guest/statistics-end-of-day-derivatives>

Underlying Asset				Derivatives Market													
Price max	Price min	Closing price	change	Delivery Month	Open price	Price max	Price min	Last price	Closing price	Last Bid	Last Ask	Fixing price*	Life high	Life low	Trades	Volume	Open Interest
OTE (CR)				(Contract Size: 100 Securities, Physical Delivery)													
12.45	12.4	12.44	0.24%	September 2019	12.59	12.59	12.47	12.51	12.51	---	---	---	12.90	---	25	118	3,685
				December 2019	---	---	---	---	12.51	---	---	---	---	---	---	---	---
				March 2020	---	---	---	---	12.57	---	---	---	---	---	---	---	---
				June 2020	---	---	---	---	12.64	---	---	---	---	---	---	---	---
P.P.A. S.A. (CR)				(Contract Size: 100 Securities, Physical Delivery)													
24.1	23.2	24.1	2.55%	September 2019	23.95	23.95	23.94	23.94	23.94	---	---	---	24.00	---	3	4	730
				December 2019	---	---	---	---	23.69	---	---	---	22.97	---	---	---	10
				March 2020	---	---	---	---	23.81	---	---	---	---	---	---	---	---
				June 2020	---	---	---	---	23.93	---	---	---	---	---	---	---	---
PIRAEUS BANK (CR)				(Contract Size: 100 Securities, Physical Delivery)													
2.852	2.784	2.808	0.29%	September 2019	2.80	2.89	2.80	2.81	2.81	---	---	---	3.33	---	221	1,704	25,270
				December 2019	---	---	---	---	2.82	---	---	---	---	---	---	---	---
				March 2020	---	---	---	---	2.84	---	---	---	---	---	---	---	---
				June 2020	---	---	---	---	2.85	---	---	---	---	---	---	---	---
PPC (CR)				(Contract Size: 100 Securities, Physical Delivery)													
2.8	2.72	2.762	0.07%	September 2019	2.78	2.83	2.73	2.81	2.81	---	---	---	2.94	---	167	942	17,788
				December 2019	---	---	---	---	2.78	---	---	---	---	---	---	---	---
				March 2020	---	---	---	---	2.80	---	---	---	---	---	---	---	---
				June 2020	---	---	---	---	2.81	---	---	---	---	---	---	---	---
TERNA ENERGY (CR)				(Contract Size: 100 Securities, Physical Delivery)													
7.3	7.22	7.27	-0.27%	September 2019	7.32	7.34	7.29	7.32	7.32	---	---	---	7.50	---	11	43	5,872
				December 2019	---	---	---	---	7.35	---	---	---	1.42	---	---	---	---
				March 2020	---	---	---	---	7.39	---	---	---	---	---	---	---	---
				June 2020	---	---	---	---	7.42	---	---	---	---	---	---	---	---
VIOHALCO SA/NV (CB)				(Contract Size: 100 Securities, Physical Delivery)													
4.29	4.185	4.27	0.47%	September 2019	4.27	4.28	4.26	4.28	4.28	---	---	---	4.45	---	19	62	5,792
				December 2019	---	---	---	---	4.28	---	---	---	---	---	---	---	---
				March 2020	---	---	---	---	4.31	---	---	---	---	---	---	---	---
				June 2020	---	---	---	---	4.33	---	---	---	---	---	---	---	---

Derivatives notes

Fixing prices and final open positions can be retrieved from the following path <http://www.helex.gr/el/web/guest/statistics-end-of-day-derivatives>

FTSE/Athex Large Cap

(Trade Unit: 1 Index Point x 2€ - Exercise Style: European, Cash Settlement)

Call Options																Put Options																															
Exercise Price	August 2019							September 2019							Other Months		August 2019							September 2019							Other Months		Exercise Price														
	Open price	Price max	Price min	Last price	Closing price	Volume	Open Interest	Open price	Price max	Price min	Last price	Closing price	Volume	Open Interest	Volume	Open Interest	Open price	Price max	Price min	Last price	Closing price	Volume	Open Interest	Open price	Price max	Price min	Last price	Closing price	Volume	Open Interest	Volume	Open Interest															
1,425	-	-	-	-	-	-	-	0.00	0.00	0.00	-	776.00	-	-	-	0.00	0.00	0.00	-	0.01	-	-	-	-	-	-	-	-	-	-	-	1,425															
1,450	-	-	-	-	-	-	-	0.00	0.00	0.00	-	751.00	-	-	-	0.00	0.00	0.00	-	0.01	-	-	-	-	-	-	-	-	-	-	-	1,450															
1,475	-	-	-	-	-	-	-	0.00	0.00	0.00	-	726.00	-	-	-	0.00	0.00	0.00	-	0.01	-	-	-	-	-	-	-	-	-	-	-	1,475															
1,500	-	-	-	-	-	-	-	0.00	0.00	0.00	-	701.00	-	-	-	0.00	0.00	0.00	-	0.01	-	-	-	-	-	-	-	-	-	-	-	1,500															
1,525	-	-	-	-	-	-	-	0.00	0.00	0.00	-	676.00	-	-	-	0.00	0.00	0.00	-	0.01	-	-	-	-	-	-	-	-	-	-	-	1,525															
1,550	-	-	-	-	-	-	-	0.00	0.00	0.00	-	651.00	-	-	-	0.00	0.00	0.00	-	0.01	-	-	-	-	-	-	-	-	-	-	-	1,550															
1,575	-	-	-	-	-	-	-	0.00	0.00	0.00	-	627.00	-	-	-	0.00	0.00	0.00	-	0.01	-	-	-	-	-	-	-	-	-	-	-	1,575															
1,600	-	-	-	-	-	-	-	0.00	0.00	0.00	-	602.00	-	-	-	0.00	0.00	0.00	-	0.01	-	-	-	-	-	-	-	-	-	-	-	1,600															
1,625	-	-	-	-	-	-	-	0.00	0.00	0.00	-	577.00	-	-	-	0.00	0.00	0.00	-	0.01	-	-	-	-	-	-	-	-	-	-	-	1,625															
1,650	-	-	-	-	-	-	-	0.00	0.00	0.00	-	552.00	-	-	-	0.00	0.00	0.00	-	0.03	-	-	-	-	-	-	-	-	-	-	-	1,650															
1,675	-	-	-	-	-	-	-	0.00	0.00	0.00	-	527.00	-	-	-	0.00	0.00	0.00	-	0.05	-	-	-	-	-	-	-	-	-	-	-	1,675															
1,700	-	-	-	-	-	-	-	0.00	0.00	0.00	-	502.00	-	-	-	0.00	0.00	0.00	-	0.09	-	-	-	-	-	-	-	-	-	-	-	1,700															
1,725	0.00	0.00	0.00	-	472.00	-	-	0.00	0.00	0.00	-	477.00	-	-	-	0.00	0.00	0.00	-	0.16	-	-	-	-	-	-	-	-	-	-	-	1,725															
1,750	0.00	0.00	0.00	-	447.00	-	-	0.00	0.00	0.00	-	452.00	-	-	-	0.00	0.00	0.00	-	0.27	-	-	-	-	-	-	-	-	-	-	-	1,750															
1,775	0.00	0.00	0.00	-	422.00	-	-	0.00	0.00	0.00	-	428.00	-	-	-	0.00	0.00	0.00	-	0.44	-	-	-	-	-	-	-	-	-	-	-	1,775															
1,800	0.00	0.00	0.00	-	398.00	-	-	0.00	0.00	0.00	-	403.00	-	-	-	0.00	0.00	0.00	-	0.71	-	-	-	-	-	-	-	-	-	-	-	1,800															
1,825	0.00	0.00	0.00	-	373.00	-	-	0.00	0.00	0.00	-	378.00	-	-	-	0.00	0.00	0.00	-	1.10	-	-	-	-	-	-	-	-	-	-	-	1,825															
1,850	0.00	0.00	0.00	-	348.00	-	-	0.00	0.00	0.00	-	354.00	-	-	-	0.00	0.00	0.00	-	1.70	-	-	-	-	-	-	-	-	-	-	-	1,850															
1,875	0.00	0.00	0.00	-	323.00	-	-	0.00	0.00	0.00	-	330.00	-	-	-	0.00	0.00	0.00	-	2.50	-	-	-	-	-	-	-	-	-	-	-	1,875															
1,900	0.00	0.00	0.00	-	298.00	-	-	0.00	0.00	0.00	-	306.00	-	-	-	0.00	0.00	0.00	-	3.60	-	-	-	-	-	-	-	-	-	-	-	1,900															
1,925	0.00	0.00	0.00	-	273.00	-	-	0.00	0.00	0.00	-	283.00	-	-	-	0.00	0.00	0.00	-	5.20	-	-	-	-	-	-	-	-	-	-	-	1,925															
1,950	0.00	0.00	0.00	-	248.00	-	-	0.00	0.00	0.00	-	260.00	-	-	-	0.00	0.00	0.00	-	7.20	-	-	-	-	-	-	-	-	-	-	-	1,950															
1,975	0.00	0.00	0.00	-	224.00	-	-	0.00	0.00	0.00	-	238.00	-	-	-	0.00	0.00	0.00	-	9.80	-	-	-	-	-	-	-	-	-	-	-	1,975															
2,000	0.00	0.00	0.00	-	200.00	-	-	0.00	0.00	0.00	-	216.00	-	-	-	0.00	0.00	0.00	-	13.25	-	-	-	-	-	-	-	-	-	-	-	2,000															
2,050	0.00	0.00	0.00	-	154.00	-	20	0.00	0.00	0.00	-	175.00	-	-	-	0.00	0.00	0.00	-	22.25	-	-	-	-	-	-	-	-	-	-	-	2,050															
2,100	124.00	124.00	124.00	124.00	124.00	1	48	0.00	0.00	0.00	-	139.00	-	40	-	0.00	124.00	0.00	-	14.00	-	187	41.00	41.00	35.00	35.00	35.00	25	80	-	2,100																
2,150	0.00	0.00	0.00	-	76.00	-	106	0.00	0.00	0.00	-	107.00	-	-	-	23.00	0.00	17.25	17.25	17.25	40	373	44.00	44.00	44.00	44.00	44.00	2	5	-	2,150																
2,200	59.00	59.00	59.00	59.00	59.00	1	115	80.00	80.00	80.00	80.00	80.00	3	20	-	42.75	59.00	42.00	42.00	42.00	21	211	0.00	0.00	0.00	-	76.50	-	100	-	2,200																
2,250	34.25	40.00	34.25	40.00	40.00	20	548	65.00	71.50	65.00	71.50	71.50	3	44	-	0.00	40.00	0.00	-	79.50	-	93	0.00	0.00	0.00	-	104.00	-	120	-	2,250																
2,300	17.00	22.50	17.00	22.50	22.50	63	133	45.00	52.00	45.00	52.00	52.00	42	-	-	0.00	22.50	0.00	-	117.00	-	-	0.00	0.00	0.00	-	137.00	-	-	-	2,300																
2,350	0.00	0.00	0.00	-	7.10	-	47	0.00	0.00	0.00	-	27.75	-	-	-	0.00	0.00	0.00	-	159.00	-	-	0.00	0.00	0.00	-	174.00	-	-	-	2,350																
2,400	0.00	0.00	0.00	-	3.10	-	-	0.00	0.00	0.00	-	18.50	-	-	-	0.00	0.00	0.00	-	205.00	-	-	0.00	0.00	0.00	-	214.00	-	-	-	2,400																
2,450	0.00	0.00	0.00	-	1.30	-	-	0.00	0.00	0.00	-	11.75	-	-	-	0.00	0.00	0.00	-	253.00	-	-	0.00	0.00	0.00	-	258.00	-	-	-	2,450																
2,500	0.00	0.00	0.00	-	0.46	-	-	0.00	0.00	0.00	-	7.40	-	-	-	0.00	0.00	0.00	-	302.00	-	-	0.00	0.00	0.00	-	303.00	-	-	-	2,500																
Totals:							85	1,017								48	104	0	0								61	1,044								27	305	0	0								
Number of Trades:							13								9								0								4								3								0

ALPHA BANK (CR)

(Contract Size: 100 Securities, Exercise Style: American, Physical Delivery)

Call Options																Put Options																			
Exercise Price	August 2019							September 2019							Other Months		August 2019							September 2019							Other Months		Exercise Price		
	Open price	Price max	Price min	Last price	Closing price	Volume	Open Interest	Open price	Price max	Price min	Last price	Closing price	Volume	Open Interest	Volume	Open Interest	Open price	Price max	Price min	Last price	Closing price	Volume	Open Interest	Open price	Price max	Price min	Last price	Closing price	Volume	Open Interest	Volume	Open Interest			
0.600						-	-	0.000	0.000	0.000		1.03	-	-								-	-	0.000	0.000	0.000		0.001	-	-			0.006		
0.650						-	-	0.000	0.000	0.000		0.982	-	-								-	-	0.000	0.000	0.000		0.001	-	-			0.007		
0.700						-	-	0.000	0.000	0.000		0.932	-	-								-	-	0.000	0.000	0.000		0.001	-	-			0.007		
0.750						-	-	0.000	0.000	0.000		0.882	-	-								-	-	0.000	0.000	0.000		0.002	-	-			0.008		
0.800						-	-	0.000	0.000	0.000		0.833	-	-								-	-	0.000	0.000	0.000		0.003	-	-			0.008		
0.850	0.000	0.000	0.000		0.781	-	-	0.000	0.000	0.000		0.783	-	-			0.000	0.000	0.000		0.001	-	-	0.000	0.000	0.000		0.001	-	-			0.009		
0.900	0.000	0.000	0.000		0.731	-	-	0.000	0.000	0.000		0.733	-	-			0.000	0.000	0.000		0.002	-	-	0.000	0.000	0.000		0.002	-	-			0.009		
0.950	0.000	0.000	0.000		0.681	-	-	0.000	0.000	0.000		0.683	-	-			0.000	0.000	0.000		0.003	-	-	0.000	0.000	0.000		0.001	-	-			0.010		
1.000	0.000	0.000	0.000		0.631	-	-	0.000	0.000	0.000		0.633	-	-			0.000	0.000	0.000		0.001	-	-	0.000	0.000	0.000		0.001	-	-			0.010		
1.100	0.000	0.000	0.000		0.531	-	-	0.000	0.000	0.000		0.535	-	-			0.000	0.000	0.000		0.002	-	-	0.000	0.000	0.000		0.002	-	-			0.011		
1.200	0.000	0.000	0.000		0.432	-	-	0.000	0.000	0.000		0.439	-	-			0.000	0.000	0.000		0.001	-	-	0.000	0.000	0.000		0.006	-	-			0.012		
1.300	0.000	0.000	0.000		0.333	-	-	0.000	0.000	0.000		0.349	-	-			0.000	0.000	0.000		0.002	-	-	0.000	0.000	0.000		0.015	-	-			0.013		
1.400	0.000	0.000	0.000		0.240	-	-	0.000	0.000	0.000		0.267	-	-			0.000	0.000	0.000		0.008	-	-	0.000	0.000	0.000		0.033	-	-			0.014		
1.500	0.000	0.000	0.000		0.157	-	-	0.000	0.000	0.000		0.198	-	-			0.000	0.000	0.000		0.026	-	-	0.000	0.000	0.000		0.063	-	-			0.015		
1.600	0.000	0.000	0.000		0.093	-	40	0.000	0.000	0.000		0.140	-	-			0.000	0.000	0.000		0.061	-	-	0.000	0.000	0.000		0.106	-	-			0.016		
1.700	0.000	0.000	0.000		0.049	-	-	0.000	0.000	0.000		0.096	-	50			0.000	0.000	0.000		0.117	-	-	0.000	0.000	0.000		0.161	-	-			0.017		
1.800	0.000	0.000	0.000		0.022	-	40	0.000	0.000	0.000		0.063	-	80			0.000	0.000	0.000		0.191	-	-	0.000	0.000	0.000		0.228	-	-			0.018		
1.900	0.000	0.000	0.000		0.010	-	10	0.000	0.000	0.000		0.040	-	-			0.000	0.000	0.000		0.278	-	-	0.000	0.000	0.000		0.305	-	-			0.019		
2.000	0.000	0.000	0.000		0.003	-	-	0.000	0.000	0.000		0.025	-	-			0.000	0.000	0.000		0.372	-	-	0.000	0.000	0.000		0.390	-	-			0.020		
2.200	0.000	0.000	0.000		0.002	-	-	0.000	0.000	0.000		0.009	-	-			0.000	0.000	0.000		0.570	-	-	0.000	0.000	0.000		0.575	-	-			0.022		
2.400	0.000	0.000	0.000		0.002	-	-	0.000	0.000	0.000		0.003	-	-			0.000	0.000	0.000		0.770	-	-	0.000	0.000	0.000		0.770	-	-			0.024		
2.600	0.000	0.000	0.000		0.001	-	-	0.000	0.000	0.000		0.001	-	-			0.000	0.000	0.000		0.970	-	-	0.000	0.000	0.000		0.970	-	-			0.026		
Totals:						0	90							0	130	0	0							0	0							0	0	0	0
Number of Trades:						0							0							0							0							0	

NATIONAL BANK (CR)

(Contract Size: 100 Securities, Exercise Style: American, Physical Delivery)

Call Options																Put Options																			
August 2019							September 2019							Other Months		August 2019							September 2019				Other Months		Exercise Price						
Exercise Price	Open price	Price max	Price min	Last price	Closing price	Volume	Open Interest	Open price	Price max	Price min	Last price	Closing price	Volume	Open Interest	Volume	Open Interest	Open price	Price max	Price min	Last price	Closing price	Volume	Open Interest	Open price	Price max	Price min	Last price	Closing price		Volume	Open Interest	Volume	Open Interest		
0.650						-	-	0.000	0.000	0.000		1.75	-	-										0.000	0.000	0.000		0.001	-	-			0.007		
0.700						-	-	0.000	0.000	0.000		1.70	-	-										0.000	0.000	0.000		0.001	-	-			0.007		
0.750						-	-	0.000	0.000	0.000		1.65	-	-										0.000	0.000	0.000		0.001	-	-			0.008		
0.800						-	-	0.000	0.000	0.000		1.60	-	-										0.000	0.000	0.000		0.002	-	-			0.008		
0.850						-	-	0.000	0.000	0.000		1.55	-	-										0.000	0.000	0.000		0.001	-	-			0.009		
0.900						-	-	0.000	0.000	0.000		1.50	-	-										0.000	0.000	0.000		0.001	-	-			0.009		
0.950						-	-	0.000	0.000	0.000		1.45	-	-										0.000	0.000	0.000		0.001	-	-			0.010		
1.000						-	-	0.000	0.000	0.000		1.40	-	-										0.000	0.000	0.000		0.001	-	-			0.010		
1.100						-	-	0.000	0.000	0.000		1.30	-	-										0.000	0.000	0.000		0.001	-	-			0.011		
1.200						-	-	0.000	0.000	0.000		1.20	-	-										0.000	0.000	0.000		0.001	-	-			0.012		
1.300						-	-	0.000	0.000	0.000		1.10	-	-										0.000	0.000	0.000		0.001	-	-			0.013		
1.400						-	-	0.000	0.000	0.000		1.00	-	-										0.000	0.000	0.000		0.001	-	-			0.014		
1.500	0.000	0.000	0.000		0.902	-	-	0.000	0.000	0.000		0.906	-	-			0.000	0.000	0.000		0.001	-	-	0.000	0.000	0.000		0.001	-	-			0.015		
1.600	0.000	0.000	0.000		0.802	-	-	0.000	0.000	0.000		0.807	-	-			0.000	0.000	0.000		0.001	-	-	0.000	0.000	0.000		0.002	-	-			0.016		
1.700	0.000	0.000	0.000		0.702	-	-	0.000	0.000	0.000		0.711	-	-			0.000	0.000	0.000		0.001	-	-	0.000	0.000	0.000		0.005	-	-			0.017		
1.800	0.000	0.000	0.000		0.603	-	-	0.000	0.000	0.000		0.617	-	-			0.000	0.000	0.000		0.001	-	-	0.000	0.000	0.000		0.011	-	-			0.018		
1.900	0.000	0.000	0.000		0.505	-	-	0.000	0.000	0.000		0.528	-	-			0.000	0.000	0.000		0.002	-	-	0.000	0.000	0.000		0.022	-	-			0.019		
2.000	0.000	0.000	0.000		0.409	-	-	0.000	0.000	0.000		0.444	-	20			0.000	0.000	0.000		0.007	-	-	0.000	0.000	0.000		0.038	-	-			0.020		
2.200	0.000	0.000	0.000		0.240	-	-	0.000	0.000	0.000		0.299	-	-			0.000	0.000	0.000		0.037	-	-	0.000	0.000	0.000		0.093	-	-			0.022		
2.400	0.000	0.000	0.000		0.115	-	2	0.000	0.000	0.000		0.187	-	15			0.000	0.000	0.000		0.112	-	-	0.000	0.000	0.000		0.180	-	-			0.024		
2.600	0.000	0.000	0.000		0.046	-	10	0.000	0.000	0.000		0.111	-	100			0.000	0.000	0.000		0.243	-	-	0.000	0.000	0.000		0.304	-	-			0.026		
2.800	0.000	0.000	0.000		0.015	-	-	0.000	0.000	0.000		0.061	-	-			0.000	0.000	0.000		0.412	-	-	0.000	0.000	0.000		0.454	-	-			0.028		
3.000	0.000	0.000	0.000		0.004	-	-	0.000	0.000	0.000		0.032	-	-			0.000	0.000	0.000		0.602	-	-	0.000	0.000	0.000		0.625	-	-			0.030		
3.200	0.000	0.000	0.000		0.001	-	-	0.000	0.000	0.000		0.016	-	-			0.000	0.000	0.000		0.800	-	-	0.000	0.000	0.000		0.810	-	-			0.032		
3.400	0.000	0.000	0.000		0.001	-	-	0.000	0.000	0.000		0.008	-	-			0.000	0.000	0.000		1.00	-	-	0.000	0.000	0.000		1.00	-	-			0.034		
Totals:						0	12						0	135	0	0						0	0					0	154	0	0				
Number of Trades:						0							0		0							0.00						0		0					

OPAP (CR)

(Contract Size: 100 Securities, Exercise Style: American, Physical Delivery)

Call Options																Put Options																	
August 2019								September 2019								Other Months		August 2019						September 2019					Other Months		Exercise Price		
Open price	Price max	Price min	Last price	Closing price	Volume	Open Interest	Open price	Price max	Price min	Last price	Closing price	Volume	Open Interest	Volume	Open Interest	Open price	Price max	Price min	Last price	Closing price	Volume	Open Interest	Open price	Price max	Price min	Last price	Closing price	Volume	Open Interest	Volume		Open Interest	
5.600					-	-	0.000	0.000	0.000		4.50	-	-									-	-	0.000	0.000	0.000		0.001	-	-			0.056
6.000					-	-	0.000	0.000	0.000		4.10	-	-									-	-	0.000	0.000	0.000		0.001	-	-			0.060
6.400	0.000	0.000	0.000		3.69	-	-	0.000	0.000	0.000		3.70	-	-		0.000	0.000	0.000		0.002	-	-	0.000	0.000	0.000		0.004	-	-			0.064	
6.800	0.000	0.000	0.000		3.29	-	-	0.000	0.000	0.000		3.30	-	-		0.000	0.000	0.000		0.002	-	-	0.000	0.000	0.000		0.001	-	-			0.068	
7.200	0.000	0.000	0.000		2.89	-	-	0.000	0.000	0.000		2.90	-	-		0.000	0.000	0.000		0.005	-	-	0.000	0.000	0.000		0.001	-	-			0.072	
7.600	0.000	0.000	0.000		2.49	-	-	0.000	0.000	0.000		2.50	-	-		0.000	0.000	0.000		0.002	-	-	0.000	0.000	0.000		0.001	-	-			0.076	
8.000	0.000	0.000	0.000		2.09	-	-	0.000	0.000	0.000		2.11	-	-		0.000	0.000	0.000		0.001	-	-	0.000	0.000	0.000		0.001	-	-			0.080	
8.400	0.000	0.000	0.000		1.69	-	-	0.000	0.000	0.000		1.71	-	-		0.000	0.000	0.000		0.001	-	-	0.000	0.000	0.000		0.005	-	-			0.084	
8.800	0.000	0.000	0.000		1.29	-	-	0.000	0.000	0.000		1.33	-	-		0.000	0.000	0.000		0.002	-	-	0.000	0.000	0.000		0.020	-	-			0.088	
9.200	0.000	0.000	0.000		0.906	-	-	0.000	0.000	0.000		0.971	-	-		0.000	0.000	0.000		0.015	-	50	0.000	0.000	0.000		0.062	-	-			0.092	
9.600	0.000	0.000	0.000		0.556	-	5	0.000	0.000	0.000		0.657	-	-		0.000	0.000	0.000		0.065	-	-	0.000	0.000	0.000		0.148	-	-			0.096	
10.000	0.380	0.380	0.380	0.380	0.380	5	39	0.000	0.000	0.000		0.412	-	-		0.000	0.000	0.000		0.196	-	-	0.000	0.000	0.000		0.302	-	-			0.100	
11.000	0.000	0.000	0.000		0.020	-	2	0.000	0.000	0.000		0.084	-	-		0.000	0.000	0.000		0.932	-	-	0.000	0.000	0.000		0.979	-	-			0.110	
12.000	0.000	0.000	0.000		0.003	-	-	0.000	0.000	0.000		0.009	-	-		0.000	0.000	0.000		1.92	-	-	0.000	0.000	0.000		1.92	-	-			0.120	
13.000	0.000	0.000	0.000		0.001	-	-	0.000	0.000	0.000		0.001	-	-		0.000	0.000	0.000		2.92	-	-	0.000	0.000	0.000		2.92	-	-			0.130	
14.000	0.000	0.000	0.000		0.006	-	-	0.000	0.000	0.000		0.002	-	-		0.000	0.000	0.000		3.92	-	-	0.000	0.000	0.000		3.92	-	-			0.140	
15.000	0.000	0.000	0.000		0.001	-	-	0.000	0.000	0.000		0.012	-	-		0.000	0.000	0.000		4.92	-	-	0.000	0.000	0.000		4.92	-	-			0.150	
Totals:					5	46						0	0	0	0	0	5	50									0	0	0	0	0	0	
Number of Trades:					1							0	0	0	0	0.00											0	0	0	0	0		

OTE (CR)

(Contract Size: 100 Securities, Exercise Style: American, Physical Delivery)

Exercise Price	Call Options														Put Options																						
	August 2019							September 2019							Other Months		August 2019							September 2019							Other Months		Exercise Price				
	Open price	Price max	Price min	Last price	Closing price	Volume	Open Interest	Open price	Price max	Price min	Last price	Closing price	Volume	Open Interest	Volume	Open Interest	Open price	Price max	Price min	Last price	Closing price	Volume	Open Interest	Open price	Price max	Price min	Last price	Closing price	Volume	Open Interest	Volume	Open Interest					
7.600						-	-	0.000	0.000	0.000		4.83	-	-									-	-	0.000	0.000	0.000		0.001	-	-				0.076		
8.000						-	-	0.000	0.000	0.000		4.44	-	-									-	-	0.000	0.000	0.000		0.001	-	-			0.080			
8.400	0.000	0.000	0.000		4.02	-	-	0.000	0.000	0.000		4.04	-	-			0.000	0.000	0.000		0.001	-	-	0.000	0.000	0.000		0.001	-	-			0.084				
8.800	0.000	0.000	0.000		3.62	-	-	0.000	0.000	0.000		3.64	-	-			0.000	0.000	0.000		0.001	-	-	0.000	0.000	0.000		0.004	-	-			0.088				
9.200	0.000	0.000	0.000		3.22	-	-	0.000	0.000	0.000		3.24	-	-			0.000	0.000	0.000		0.001	-	-	0.000	0.000	0.000		0.001	-	-			0.092				
9.600	0.000	0.000	0.000		2.82	-	-	0.000	0.000	0.000		2.84	-	-			0.000	0.000	0.000		0.005	-	-	0.000	0.000	0.000		0.001	-	-			0.096				
10.000	0.000	0.000	0.000		2.42	-	-	0.000	0.000	0.000		2.44	-	-			0.000	0.000	0.000		0.001	-	-	0.000	0.000	0.000		0.002	-	-			0.100				
11.000	0.000	0.000	0.000		1.43	-	-	0.000	0.000	0.000		1.48	-	-			0.000	0.000	0.000		0.008	-	-	0.000	0.000	0.000		0.034	-	-			0.110				
12.000	0.000	0.000	0.000		0.570	-	-	0.000	0.000	0.000		0.683	-	-			0.000	0.000	0.000		0.146	-	-	0.000	0.000	0.000		0.236	-	-			0.120				
13.000	0.000	0.000	0.000		0.117	-	2	0.000	0.000	0.000		0.216	-	-			0.000	0.000	0.000		0.694	-	-	0.000	0.000	0.000		0.771	-	-			0.130				
14.000	0.000	0.000	0.000		0.011	-	-	0.000	0.000	0.000		0.045	-	-			0.000	0.000	0.000		1.59	-	-	0.000	0.000	0.000		1.61	-	-			0.140				
15.000	0.000	0.000	0.000		0.001	-	-	0.000	0.000	0.000		0.006	-	-			0.000	0.000	0.000		2.59	-	-	0.000	0.000	0.000		2.59	-	-			0.150				
16.000	0.000	0.000	0.000		0.001	-	-	0.000	0.000	0.000		0.001	-	-			0.000	0.000	0.000		3.59	-	-	0.000	0.000	0.000		3.59	-	-			0.160				
17.000	0.000	0.000	0.000		0.001	-	-	0.000	0.000	0.000		0.001	-	-			0.000	0.000	0.000		4.59	-	-	0.000	0.000	0.000		4.59	-	-			0.170				
18.000	0.000	0.000	0.000		0.001	-	-	0.000	0.000	0.000		0.001	-	-			0.000	0.000	0.000		5.59	-	-	0.000	0.000	0.000		5.59	-	-			0.180				
Totals:						0	2						0	0								0	0											0	0	0	0
Number of Trades:						0							0										0.00												0	0	

PIRAEUS BANK (CR)

(Contract Size: 100 Securities, Exercise Style: American, Physical Delivery)

Call Options																Put Options																		
Exercise Price	August 2019							September 2019							Other Months		August 2019							September 2019							Other Months		Exercise Price	
	Open price	Price max	Price min	Last price	Closing price	Volume	Open Interest	Open price	Price max	Price min	Last price	Closing price	Volume	Open Interest	Volume	Open Interest	Open price	Price max	Price min	Last price	Closing price	Volume	Open Interest	Open price	Price max	Price min	Last price	Closing price	Volume	Open Interest	Volume	Open Interest		
0.300						-	-	0.000	0.000	0.000		2.50	-	-																				0.003
0.350						-	-	0.000	0.000	0.000		2.45	-	-																				0.004
0.400						-	-	0.000	0.000	0.000		2.40	-	-																				0.004
0.450						-	-	0.000	0.000	0.000		2.35	-	-																				0.005
0.500						-	-	0.000	0.000	0.000		2.30	-	-																				0.005
0.550						-	-	0.000	0.000	0.000		2.25	-	-																				0.006
0.600						-	-	0.000	0.000	0.000		2.20	-	-																				0.006
0.650						-	-	0.000	0.000	0.000		2.15	-	-																				0.007
0.700						-	-	0.000	0.000	0.000		2.10	-	-																				0.007
0.750						-	-	0.000	0.000	0.000		2.05	-	-																				0.008
0.800						-	-	0.000	0.000	0.000		2.00	-	-																				0.008
0.850						-	-	0.000	0.000	0.000		1.95	-	-																				0.009
0.900						-	-	0.000	0.000	0.000		1.90	-	-																				0.009
0.950	0.000	0.000	0.000		1.85	-	-	0.000	0.000	0.000		1.85	-	-			0.000	0.000	0.000		0.003	-	-	0.000	0.000	0.000		0.001	-	-			0.010	
1.000	0.000	0.000	0.000		1.80	-	-	0.000	0.000	0.000		1.80	-	-			0.000	0.000	0.000		0.005	-	-	0.000	0.000	0.000		0.001	-	-			0.010	
1.100	0.000	0.000	0.000		1.70	-	-	0.000	0.000	0.000		1.70	-	-			0.000	0.000	0.000		0.001	-	-	0.000	0.000	0.000		0.001	-	-			0.011	
1.200	0.000	0.000	0.000		1.60	-	-	0.000	0.000	0.000		1.60	-	-			0.000	0.000	0.000		0.001	-	-	0.000	0.000	0.000		0.002	-	-			0.012	
1.300	0.000	0.000	0.000		1.50	-	-	0.000	0.000	0.000		1.50	-	-			0.000	0.000	0.000		0.001	-	-	0.000	0.000	0.000		0.001	-	-			0.013	
1.400	0.000	0.000	0.000		1.40	-	-	0.000	0.000	0.000		1.40	-	-			0.000	0.000	0.000		0.002	-	-	0.000	0.000	0.000		0.001	-	-			0.014	
1.500	0.000	0.000	0.000		1.30	-	-	0.000	0.000	0.000		1.31	-	-			0.000	0.000	0.000		0.001	-	-	0.000	0.000	0.000		0.001	-	-			0.015	
1.600	0.000	0.000	0.000		1.20	-	-	0.000	0.000	0.000		1.21	-	-			0.000	0.000	0.000		0.001	-	-	0.000	0.000	0.000		0.002	-	-			0.016	
1.700	0.000	0.000	0.000		1.10	-	-	0.000	0.000	0.000		1.11	-	-			0.000	0.000	0.000		0.001	-	-	0.000	0.000	0.000		0.004	-	-			0.017	
1.800	0.000	0.000	0.000		1.00	-	-	0.000	0.000	0.000		1.01	-	-			0.000	0.000	0.000		0.001	-	-	0.000	0.000	0.000		0.007	-	-			0.018	
1.900	0.000	0.000	0.000		0.903	-	-	0.000	0.000	0.000		0.918	-	-			0.000	0.000	0.000		0.001	-	-	0.000	0.000	0.000		0.012	-	-			0.019	
2.000	0.000	0.000	0.000		0.805	-	-	0.000	0.000	0.000		0.827	-	-			0.000	0.000	0.000		0.002	-	-	0.000	0.000	0.000		0.020	-	-			0.020	
2.200	0.000	0.000	0.000		0.613	-	-	0.000	0.000	0.000		0.656	-	-			0.000	0.000	0.000		0.011	-	-	0.000	0.000	0.000		0.049	-	-			0.022	
2.400	0.000	0.000	0.000		0.439	-	-	0.000	0.000	0.000		0.505	-	-			0.000	0.000	0.000		0.036	-	-	0.000	0.000	0.000		0.097	-	-			0.024	
2.600	0.000	0.000	0.000		0.291	-	-	0.000	0.000	0.000		0.376	-	-			0.000	0.000	0.000		0.088	-	-	0.000	0.000	0.000		0.168	-	-			0.026	
2.800	0.000	0.000	0.000		0.177	-	-	0.000	0.000	0.000		0.272	-	-			0.000	0.000	0.000		0.174	-	-	0.000	0.000	0.000		0.264	-	-			0.028	
3.000	0.000	0.000	0.000		0.102	-	64	0.000	0.000	0.000		0.192	-	110			0.000	0.000	0.000		0.299	-	-	0.000	0.000	0.000		0.384	-	-			0.030	
3.200	0.000	0.000	0.000		0.053	-	10	0.000	0.000	0.000		0.133	-	-			0.000	0.000	0.000		0.449	-	-	0.000	0.000	0.000		0.524	-	-			0.032	
3.400	0.000	0.000	0.000		0.026	-	40	0.000	0.000	0.000		0.091	-	-			0.000	0.000	0.000		0.623	-	-	0.000	0.000	0.000		0.682	-	-			0.034	
3.600	0.000	0.000	0.000		0.012	-	-	0.000	0.000	0.000		0.061	-	-			0.000	0.000	0.000		0.809	-	-	0.000	0.000	0.000		0.852	-	-			0.036	
3.800	0.000	0.000	0.000		0.005	-	-	0.000	0.000	0.000		0.040	-	-			0.000	0.000	0.000		1.00	-	-	0.000	0.000	0.000		1.03	-	-			0.038	
4.000	0.000	0.000	0.000		0.002	-	-	0.000	0.000	0.000		0.025	-	-			0.000	0.000	0.000		1.20	-	-	0.000	0.000	0.000		1.22	-	-			0.040	
4.400	0.000	0.000	0.000		0.001	-	-	0.000	0.000	0.000		0.010	-	-			0.000	0.000	0.000		1.60	-	-	0.000	0.000	0.000		1.60	-	-			0.044	

PIRAEUS BANK (CR)

(Contract Size: 100 Securities, Exercise Style: American, Physical Delivery)

	Call Options														Put Options																					
	August 2019				September 2019				Other Months		August 2019				September 2019				Other Months																	
Exercise Price	Open price	Price max	Price min	Last price	Closing price	Volume	Open Interest	Open price	Price max	Price min	Last price	Closing price	Volume	Open Interest	Volume	Open Interest	Open price	Price max	Price min	Last price	Closing price	Volume	Open Interest	Open price	Price max	Price min	Last price	Closing price	Volume	Open Interest	Volume	Open Interest	Exercise Price			
Totals:						0	114							0	110	0	0							0	0							0	0	0	0	
Number of Trades:							0							0		0								0.00							0		0			

PPC (CR)

(Contract Size: 100 Securities, Exercise Style: American, Physical Delivery)

Exercise Price	Call Options														Put Options																				
	August 2019							September 2019							Other Months		August 2019							September 2019							Other Months		Exercise Price		
	Open price	Price max	Price min	Last price	Closing price	Volume	Open Interest	Open price	Price max	Price min	Last price	Closing price	Volume	Open Interest	Volume	Open Interest	Open price	Price max	Price min	Last price	Closing price	Volume	Open Interest	Open price	Price max	Price min	Last price	Closing price	Volume	Open Interest	Volume	Open Interest			
0.850						-	-	0.000	0.000	0.000		1.91	-	-			0.000	0.000	0.000		0.001	-	-			0.000	0.000	0.000		0.001	-	-			
0.900	0.000	0.000	0.000		1.86	-	-	0.000	0.000	0.000		1.86	-	-			0.000	0.000	0.000		0.002	-	-			0.000	0.000	0.000		0.001	-	-			0.009
0.950	0.000	0.000	0.000		1.81	-	-	0.000	0.000	0.000		1.81	-	-			0.000	0.000	0.000		0.001	-	-			0.000	0.000	0.000		0.001	-	-			0.010
1.000	0.000	0.000	0.000		1.76	-	-	0.000	0.000	0.000		1.76	-	-			0.000	0.000	0.000		0.001	-	-			0.000	0.000	0.000		0.001	-	-			0.010
1.100	0.000	0.000	0.000		1.66	-	-	0.000	0.000	0.000		1.66	-	-			0.000	0.000	0.000		0.001	-	-			0.000	0.000	0.000		0.001	-	-			0.011
1.200	0.000	0.000	0.000		1.56	-	-	0.000	0.000	0.000		1.56	-	-			0.000	0.000	0.000		0.001	-	-			0.000	0.000	0.000		0.001	-	-			0.012
1.300	0.000	0.000	0.000		1.46	-	-	0.000	0.000	0.000		1.46	-	-			0.000	0.000	0.000		0.002	-	-			0.000	0.000	0.000		0.001	-	-			0.013
1.400	0.000	0.000	0.000		1.36	-	-	0.000	0.000	0.000		1.37	-	-			0.000	0.000	0.000		0.001	-	-			0.000	0.000	0.000		0.001	-	-			0.014
1.500	0.000	0.000	0.000		1.26	-	-	0.000	0.000	0.000		1.27	-	-			0.000	0.000	0.000		0.001	-	-			0.000	0.000	0.000		0.002	-	-			0.015
1.600	0.000	0.000	0.000		1.16	-	-	0.000	0.000	0.000		1.17	-	-			0.000	0.000	0.000		0.004	-	-			0.000	0.000	0.000		0.003	-	-			0.016
1.700	0.000	0.000	0.000		1.06	-	-	0.000	0.000	0.000		1.07	-	-			0.000	0.000	0.000		0.002	-	-			0.000	0.000	0.000		0.007	-	-			0.017
1.800	0.000	0.000	0.000		0.963	-	10	0.000	0.000	0.000		0.977	-	-			0.000	0.000	0.000		0.005	-	-			0.000	0.000	0.000		0.012	-	-			0.018
1.900	0.000	0.000	0.000		0.864	-	200	0.000	0.000	0.000		0.885	-	-			0.000	0.000	0.000		0.001	-	-			0.000	0.000	0.000		0.019	-	-			0.019
2.000	0.000	0.000	0.000		0.766	-	72	0.000	0.000	0.000		0.797	-	1			0.000	0.000	0.000		0.003	-	-			0.000	0.000	0.000		0.031	-	-			0.020
2.200	0.630	0.650	0.580	0.580	0.580	150	30	0.000	0.000	0.000		0.632	-	-			0.000	0.000	0.000		0.014	-	-			0.000	0.000	0.000		0.065	-	-			0.022
2.400	0.420	0.420	0.420	0.420	0.420	10	10	0.000	0.000	0.000		0.489	-	10			0.000	0.000	0.000		0.044	-	11			0.000	0.000	0.000		0.121	-	-			0.024
2.600	0.000	0.000	0.000		0.268	-	2	0.000	0.000	0.000		0.369	-	10			0.000	0.000	0.000		0.105	-	6			0.000	0.000	0.000		0.201	-	-			0.026
2.800	0.000	0.000	0.000		0.163	-	10	0.292	0.292	0.292	0.292	0.292	11	45			0.000	0.000	0.000		0.200	-	-			0.000	0.000	0.000		0.304	-	-			0.028
3.000	0.000	0.000	0.000		0.092	-	10	0.195	0.195	0.185	0.185	0.185	400	555			0.000	0.000	0.000		0.329	-	-			0.000	0.000	0.000		0.427	-	-			0.030
3.200	0.000	0.000	0.000		0.048	-	-	0.000	0.000	0.000		0.137	-	52			0.000	0.000	0.000		0.485	-	-			0.000	0.000	0.000		0.569	-	-			0.032
3.400	0.000	0.000	0.000		0.024	-	-	0.000	0.000	0.000		0.097	-	-			0.000	0.000	0.000		0.661	-	-			0.000	0.000	0.000		0.728	-	-			0.034
3.600	0.000	0.000	0.000		0.011	-	-	0.000	0.000	0.000		0.067	-	-			0.000	0.000	0.000		0.848	-	-			0.000	0.000	0.000		0.898	-	-			0.036
3.800	0.000	0.000	0.000		0.005	-	-	0.000	0.000	0.000		0.045	-	-			0.000	0.000	0.000		1.04	-	-			0.000	0.000	0.000		1.08	-	-			0.038
Totals:						160	344						411	673	0	0						160	17						0	20	0	0			
Number of Trades:							7							4	0							0.00								0					0

Lending Products	Underlying Title	Multilateral Transactions[1]					Bilateral Transactions[2]		Stock Borrowing through OTC (volume)[3]
		Open Interest[5]	Volume(Offered)	Average Weighted	Transactions volume	Average Weighted	Transactions Volume	Average Weighted	Transactions Volume
ADMIEBOR	ADMIE (IPTO) HOLDING S.A. (CR)	---	---	---	---	---	---	61,007	
AEGNBOR	AEGEAN AIRLINES (CR)	---	---	---	---	---	---	11,211	
ALPHABOR	ALPHA BANK (CR)	5,000	---	---	---	---	---	36,759,723	
ALMYBOR	ALUMIL (CR)	---	---	---	---	---	---	---	
TATTBOR	ATTICA BANK S.A. (CR)	---	---	---	---	---	---	370	
EEEBOR	CC HBC AG (CR)	---	---	---	4,725	5.21%	7,000	10.00%	70,546
CENERBOR	CENERGY HOLDINGS (CB)	---	---	---	---	---	---	---	
ELLAKTORBOR	ELLAKTOR (CR)	---	---	---	---	---	---	11,898	
EUROBBOR	EUROBANK ERGASIAS (CR)	4,773	---	---	---	---	55,000	0.01%	70,322,985
EYDAPBOR	EYDAP S.A. (CR)	---	---	---	---	---	---	114,781	
FFGRPBOR	FOLLI FOLLIE (CR)	---	---	---	---	---	---	1,331,265	
FOYRKBOR	FOURLIS (CR)	1,000	---	---	---	---	5,000	0.01%	52,577
GEKTERNABOR	GEK TERNA (CR)	---	---	---	---	---	---	24,493	
SARBOR	GR. SARANTIS S.A. (CR)	3,500	---	---	---	---	---	13,072	
EXAEBOR	HELLENIC EXCHANGES-A.S.E. (CR)	9,600	---	---	---	---	---	124,565	
ELPEBOR	HELLENIC PETROLEUM (CR)	---	---	---	1,100	2.71%	---	---	71,983
INTRKBOR	INTRACOM HOLDINGS (CR)	500	---	---	---	---	---	---	
INLOTBOR	INTRALOT (CR)	---	---	---	---	---	---	444,512	
BELABOR	JUMBO SA (CR)	29,600	---	---	8,000	3.37%	---	---	77,208
LAMDABOR	LAMDA DEVELOPMENT SA (CR)	---	---	---	---	---	5,200	0.01%	5,000
MIGBOR	MARFIN INVESTMENT GROUP (CR)	---	---	---	---	---	---	744,474	
MOHBOR	MOTOR OIL (CR)	1,500	---	---	---	---	500	0.01%	43,134
MYTILBOR	MYTILINEOS HOLDINGS (CR)	---	---	---	---	---	---	26,742	
ETEBOR	NATIONAL BANK (CR)	50,000	---	---	10,728	3.31%	210,000	6.50%	29,476,379
OPAPBOR	OPAP (CR)	---	---	---	---	---	---	1,280,257	
HTOBOR	OTE (CR)	19,148	---	---	---	---	---	522,090	
PPABOR	P.P.A. S.A. (CR)	---	---	---	---	---	---	5,901	
TPEIRBOR	PIRAEUS BANK (CR)	---	---	---	---	---	12,000	0.01%	24,013,652
PLAISBOR	PLAISIO COMPUTERS SA (CR)	---	---	---	---	---	---	---	
PPCBOR	PPC (CR)	---	---	---	5,000	3.19%	---	---	7,075,542
QUALBOR	QUALITY & RELIABILITY SA (CR)	---	---	---	---	---	---	---	

Stock Lending Notes

[1] - Multilateral contracts Lending or Borrowing as per Methods 8-1, 8-2 and 8-3-3 (According to ATHEX BoD Resolution No.17)

[2] - Bilateral Contracts Lending or Borrowing as per Methods 8-3-1 and 8-3-2 (According to ATHEX BoD Resolution No.20)

[3] - The information concerning OTC Stock Borrowing Transactions is based on the statements of the Dematerialised Securities System (DSS) operators involved and refers to volumes that have been registered up until the previous working day.

[4] - Average Price (Volume weighted)

[5] - The Data concerning Open Interest before the start of trading session

Lending Products	Underlying Title	Open Interest[5]	Multilateral Transactions[1]				Bilateral Transactions[2]		Stock Borrowing through OTC (volume)[3]
			Volume(Offered)	Average Weighted	Transactions volume	Average Weighted	Transactions Volume	Average Weighted	Transactions Volume
TENERGYBOR	TERNA ENERGY (CR)	---	---	---	---	---	---	19,403	
TITKBOR	TITAN CEMENT (CR)	---	---	---	---	---	---	22,166	
VIQBOR	VIQHALCO SA/NV (CB)	---	---	---	---	---	---	---	

Stock Lending Notes

[1] - Multilateral contracts Lending or Borrowing as per Methods 8-1, 8-2 and 8-3-3 (According to ATHEX BoD Resolution No.17)

[2] - Bilateral Contracts Lending or Borrowing as per Methods 8-3-1 and 8-3-2 (According to ATHEX BoD Resolution No.20)

[3] - The information concerning OTC Stock Borrowing Transactions is based on the statements of the Dematerialised Securities System (DSS) operators involved and refers to volumes that have been registered up until the previous working day.

[4] - Average Price (Volume weighted)

[5] - The Data concerning Open Interest before the start of trading session

Sectors codification for listed companies

12003 -	ETF	10101010	Computer Services
10101015	Software	10102030	Computer Hardware
15101010	Telecommunications Equipment	15102015	Telecommunications Services
20101010	Health Care Facilities	20101025	Health Care Services
20102010	Medical Equipment	20103015	Pharmaceuticals
30101010	Banks	30202000	Diversified Financial Services
30202010	Asset Managers & Custodians	30202015	Investment Services
30302010	Full Line Insurance	30302015	Insurance Brokers
35101010	Real Estate Holding and Development	35101015	Real Estate Services
35102000	Diversified REITs	35102030	Office REITs
40201040	Rental & Leasing Services: Consumer	40202010	Home Construction
40202015	Household Furnishings	40202020	Household Appliance
40203040	Electronic Entertainment	40203045	Toys
40204020	Clothing & Accessories	40301010	Entertainment
40301030	Publishing	40301035	Radio & TV Broadcasters
40401010	Diversified Retailers	40401020	Apparel Retailers
40401025	Home Improvement Retailers	40401030	Specialty Retailers
40501010	Airlines	40501015	Travel & Tourism
40501020	Casinos & Gambling	40501025	Hotels & Motels
45101015	Distillers & Vintners	45101020	Soft Drinks
45102010	Farming Fishing Ranching & Plantations	45102020	Food Products
45103010	Tobacco	45201010	Food Retailers & Wholesalers
45201020	Personal Products	50101010	Construction
50101030	Cement	50101035	Building Materials: Other
50202010	Electrical Components	50203000	Diversified Industrials
50203015	Plastics	50203030	Containers & Packaging
50204000	Machinery: Industrial	50204020	Machinery: Construction & Handling
50205010	Industrial Suppliers	50205020	Back Office Support HR & Consulting
50205030	Forms & Bulk Printing Services	50206015	Commercial Vehicles & Parts
50206030	Marine Transportation	50206060	Transportation Services
55101000	Diversified Materials	55101020	Textile Products
55102000	General Mining	55102010	Iron & Steel
55102015	Metal Fabricating	55102035	Aluminum
60101000	Integrated Oil & Gas	60101020	Oil Refining and Marketing
65101010	Alternative Electricity	65101015	Conventional Electricity
65102030	Water		



ATHEX
Athens Stock Exchange

Λεωφ. Αθηνών 110 104 42 Αθήνα
110, Athinon Ave. GR 104 42 Athens
tel. (+30)210-33.66.800, fax (+30)210-33.66.101
www.athexgroup.gr