

19

**Ημερήσιο Δελτίο
Συναλλακτικής Δραστηριότητας**

Daily Official List
of Trading Activity

Monday, 22 July, 2019

Year: 140 Trading Day No: 136



ATHEXGROUP
Athens Exchange Group

Disclaimer:

Hellenic Exchanges-Athens Stock Exchange S.A endeavours to ensure that the data and other material ("Information") presented on the Daily Official List are accurate and complete, but it is not liable for any errors or omissions of data or /and for the accuracy, credibility, updating and completeness of the aforesaid information nor it has any liability arising directly or indirectly from the use of the above Information.

The Company is not liable for the accuracy of the data included in listed companies' announcements. Only the sender of such an announcement is fully and solely liable for any infringement of third party's rights from the content of such announcement. All contents of the Daily Official List are provided only for information purposes and do not constitute investment advice or solicitation to invest in securities or other products listed for trading on the Exchange.

You acknowledge and agree that the Company is the owner of any property rights related to any Information appearing on the Daily Official List including intellectual property rights copyright, trademarks, etc.

The above data are a property of the Hellenic Exchanges-Athens Exchange and are copyright protected. Users are forbidden to reproduce, modify, copy, sale, transmit or redistribute, by all reproduction means and methods, part or the whole of the above data, without reference to their source.

The commercial exploitation of these data is, also, forbidden by third parties. Hellenic Exchanges-Athens Exchange does not carry any responsibility, direct or indirect, derived from usage or accidental alteration of the above data when used by third parties.

Hellenic Exchanges – Athens Stock Exchange S.A.

110 Athinon Ave., 10442 Athens, Tel: (210) 33.66.800, Fax: (210) 32.13.938

www.athexgroup.gr

Thessalonica Stock Exchange Center (T.S.E.C)

16-18 Katouni Str., Thessalonica 546 25 Tel: (2310) 567.667, Fax: (2310) 530.545

Athex Members Guarantee Fund

14-16 Fidiou Str., Athens 106 78, Tel: (210) 33.04.682, Fax: (210) 33.04.155

Hellenic Republic Capital Market Commission

1 Kolokotroni Str. & 1 Stadiou Str., Athens 10562 Tel: (210) 33.77.100 Fax: (210) 33.77.173

Table of Contents

Section 1: Statistical Figures of Securities, Derivatives and Lending

Summary of Markets

Athex Indices

Analytic Figures for Athex Market's Boards and Categories

Trading Details by Athex Sectors and Financial Instruments (ETFs)

Top 10 best & worst performing Shares

Derivatives Summary

Section 2: Analytic Figures of Shares Transactions

Analytic Figures of Shares Transactions

Shares' Notes

Section 3: Figures of Securities Transactions

Securities Blocks Details

Shares Rights Details

Stock Borrowing

Securities Forced Sales

Forced Sales Registered Shares

Exchange Traded Funds (ETFs) Characteristics

Section 5: Bonds traded in Fixed Income Assets Market

Convertible Corporate Bonds - Regulated Market

Non Convertible Corporate Bonds - Regulated Market

Government Bonds

Treasury Bills & Zero Coupon Government Bonds

Government Bonds Traded with the Open Outcry Method

State Banks Bonds

Section 6: Additional Infos

Athex & ATHEXClear Members List

List of Stocks under Market Making operations

Section 7: Derivatives Market Analytic Figures

Index Futures

Stock Futures

Index Options

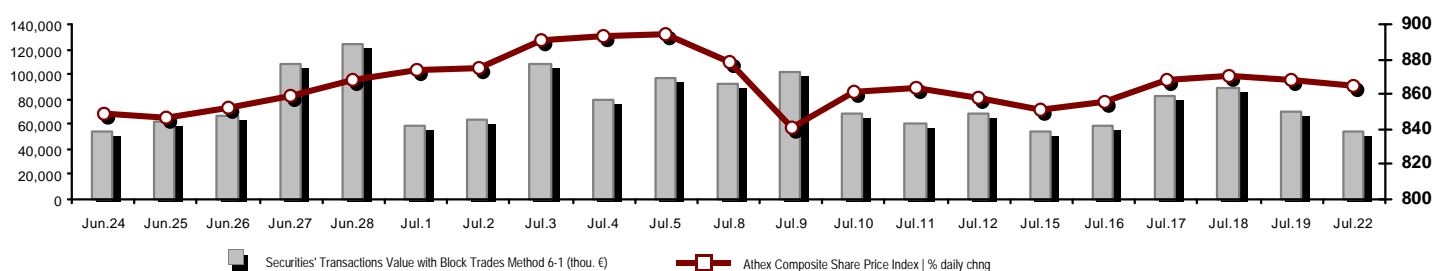
Stock Options

Stock Lending Analytic Figures

Appendix A: Sectors codification for listed companies

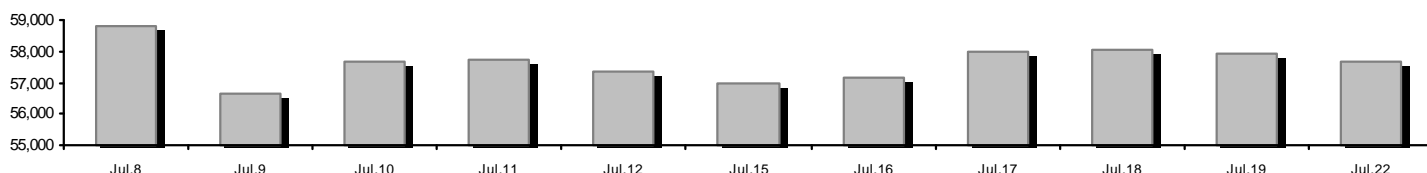
Summary of Markets

Athex Composite Share Price Index vs Shares and Derivatives Transactions Value

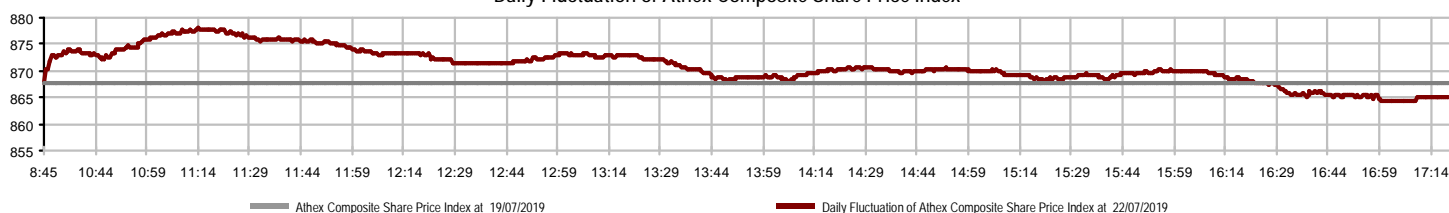


Athex Capitalisation (mill. €) **: 57,659.64	Derivatives Total Open Interest: 419,244
Daily change: mill. € %: -252.90 -0.44%	in Index Futures % daily chng: 15,827 -19.04%
Yearly Avg Capitalisation: mill. € % chng prev year Avg: 52,048.58 -0.15%	in Stock Futures % daily chng: 400,217 0.00%
Athex Composite Share Price Index % daily chng: 864.99 -0.32%	in Index Options % daily chng: 1,508 -78.30%
Athex Composite Share Price Index Capitalisation (mill. €): 52,669.19	in Stock Options % daily chng: 1,692 -40.08%
Daily change (mill. €): -197.54	
Securities' Transactions Value with Block Trades Method 6-1 (thou. €): 54,011.64	Derivatives Contracts Volume: 22,848
Daily change: %: -15,339.39 -22.12%	Daily change: pieces %: -50 -0.22%
YtD Avg Trans. Value: thou. € % chng prev year Avg: 66,862.93 21.74%	YtD Avg Derivatives Contracts % chng prev year Avg: 45,660 -18.48%
Blocks Transactions Value of Method 6-1 (thou. €): 5,829.61	Derivatives Trades Number: 2,496
Blocks Transactions Value of Method 6-2 & 6-3 (thou. €): 0.33	Daily change: number %: 441 21.46%
Bonds Transactions Value (thou.€): 1,166.59	YtD Avg Trades number % chng prev year Avg: 3,027 11.64%
Securities' Transactions Volume with Block Trades Method 6-1 (thou. Pieces): 21,705.98	Lending Total Open Interest: 60,664
Daily change: thou. pieces %: -6,724.81 -23.65%	Daily change: pieces %: 0 0.00%
YtD Avg Volume: % chng prev year Avg: 35,540.98 -4.34%	Lending Volume (Multilateral/Bilateral): 39,300
Blocks Transactions Volume of Method 6-1 (thou. Pieces): 463.59	Daily change: pieces %: -69,013
Blocks Transactions Volume of Method 6-2 & 6-3 (thou. Pieces): 3.33	Multilateral Lending: 21,500
Bonds Transactions Volume: 1,129,640	Bilateral Lending: 17,800
Securities' Trades Number with Block Trades Method 6-1: 25,003	Lending Trades Number: 8
Daily change: number %: 2,770 12.46%	Daily change: %: 2
YtD Avg Trades number % chng prev year Avg: 26,945 32.54%	Multilateral Lending Trades Number: 6
Number of Blocks Method 6-1: 4	Bilateral Lending Trades Number: 2
Number of Blocks Method 6-2 & 6-3: 1	
Number of Bonds Transactions: 75	

Athex Capitalisation (mill. €) **



Daily Fluctuation of Athex Composite Share Price Index



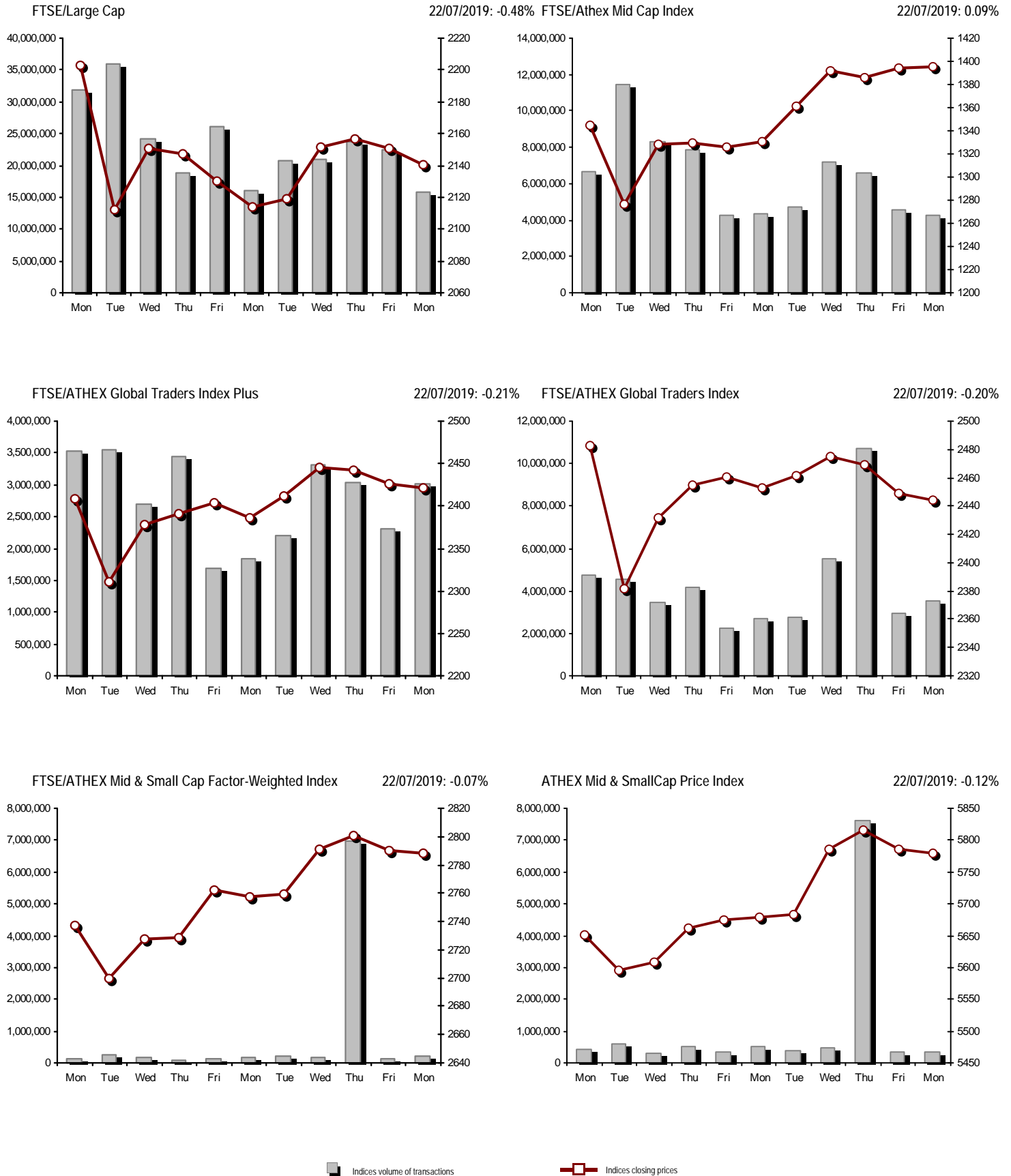
Athex Indices

Index name	22/07/2019	19/07/2019	pts.	%	Min	Max	Year min	Year max	Year change
Athex Composite Share Price Index	864.99 €	867.81	-2.82	-0.32%	864.17	878.01	600.12	900.31	41.04% #
FTSE/Athex Large Cap	2,140.75 €	2,151.12	-10.37	-0.48%	2,137.20	2,172.35	1,580.73	2,270.46	33.10% #
FTSE/Athex Mid Cap Index	1,395.40 #	1,394.15	1.25	0.09%	1,394.15	1,419.34	945.49	1,419.34	43.10% #
FTSE/ATHEX-CSE Banking Index	569.06 €	582.46	-13.40	-2.30%	563.89	592.20	275.15	641.15	71.02% #
FTSE/ATHEX Global Traders Index Plus	2,421.80 €	2,426.87	-5.07	-0.21%	2,421.80	2,459.58	1,947.04	2,466.15	21.43% #
FTSE/ATHEX Global Traders Index	2,443.75 €	2,448.62	-4.87	-0.20%	2,443.75	2,469.60	1,866.67	2,517.12	28.80% #
FTSE/ATHEX Mid & Small Cap Factor-Weighted Ind	2,788.11 €	2,789.97	-1.86	-0.07%	2,778.92	2,793.96	2,173.67	2,808.06	25.86% #
ATHEX Mid & SmallCap Price Index	5,779.23 €	5,786.36	-7.13	-0.12%	5,737.80	5,797.84	3,914.71	5,841.10	45.86% #
FTSE/Athex Market Index	532.69 €	535.17	-2.48	-0.46%	531.86	540.55	392.32	563.60	33.45% #
FTSE Med Index	4,529.23 €	4,530.98	-1.75	-0.04%			3,966.78	4,656.80	14.24% #
Athex Composite Index Total Return Index	1,406.93 €	1,410.59	-3.66	-0.26%	1,405.61	1,428.11	952.47	1,463.36	44.54% #
FTSE/Athex Large Cap Total Return	3,158.95 €	3,174.25	-15.30	-0.48%			2,321.35	3,347.07	35.00% #
FTSE/ATHEX Large Cap Net Total Return	969.70 €	973.83	-4.13	-0.42%	968.10	984.02	692.89	1,027.12	37.54% #
FTSE/Athex Mid Cap Total Return	1,696.20 #	1,694.68	1.52	0.09%			1,180.35	1,696.20	40.94% #
FTSE/ATHEX-CSE Banking Total Return Index	497.39 €	509.10	-11.71	-2.30%			265.40	554.19	58.67% #
Hellenic Mid & Small Cap Index	1,226.16 #	1,219.88	6.28	0.51%	1,219.88	1,238.37	884.70	1,253.66	35.24% #
FTSE/Athex Banks	751.86 €	769.56	-17.70	-2.30%	745.03	782.44	363.54	847.12	71.02% #
FTSE/Athex Financial Services	1,123.65 €	1,133.82	-10.17	-0.90%	1,123.65	1,142.44	744.92	1,191.69	44.01% #
FTSE/Athex Industrial Goods & Services	2,898.40 €	2,924.59	-26.19	-0.90%	2,895.40	2,967.88	1,884.26	2,967.88	51.79% #
FTSE/Athex Retail	76.36 €	76.85	-0.49	-0.64%	76.12	76.85	58.44	77.34	27.46% #
FTSE/ATHEX Real Estate	5,859.94 €	5,884.58	-24.64	-0.42%	5,853.73	6,040.76	2,928.70	6,158.58	94.04% #
FTSE/Athex Personal & Household Goods	9,408.72 €	9,426.07	-17.35	-0.18%	9,318.34	9,479.77	6,649.54	9,943.56	36.79% #
FTSE/Athex Food & Beverage	11,381.84 #	11,359.89	21.95	0.19%	11,289.70	11,444.06	10,000.70	13,120.06	12.57% #
FTSE/Athex Basic Resources	6,057.65 €	6,123.54	-65.89	-1.08%	5,956.61	6,123.54	3,146.82	6,187.94	84.64% #
FTSE/Athex Construction & Materials	2,986.24 #	2,980.38	5.86	0.20%	2,964.00	3,000.80	2,437.75	3,011.73	15.64% #
FTSE/Athex Oil & Gas	5,387.61 #	5,359.30	28.31	0.53%	5,359.30	5,483.98	4,612.01	5,758.60	10.85% #
FTSE/Athex Chemicals	10,289.32 #	10,007.57	281.75	2.82%	10,007.57	10,335.64	7,722.79	11,217.47	25.85% #
FTSE/Athex Travel & Leisure	1,697.88 #	1,696.14	1.74	0.10%	1,691.51	1,706.66	1,309.57	1,737.28	28.33% #
FTSE/Athex Technology	1,046.29 #	1,039.51	6.78	0.65%	1,039.51	1,064.96	692.80	1,064.96	47.53% #
FTSE/Athex Telecommunications	3,407.68 €	3,413.19	-5.51	-0.16%	3,407.68	3,440.71	2,614.94	3,605.87	30.04% #
FTSE/Athex Utilities	2,641.10 #	2,583.35	57.75	2.24%	2,579.35	2,667.64	1,729.19	2,687.33	50.15% #
FTSE/Athex Health Care	481.45 #	475.26	6.19	1.30%	474.57	481.45	460.82	508.96	-4.89% €
Athex All Share Index	203.06 €	203.98	-0.92	-0.45%	203.06	203.06	157.01	212.76	28.50% #
Hellenic Corporate Bond Index	119.58 €	119.62	-0.04	-0.03%			116.31	119.79	2.79% #
Hellenic Corporate Bond Price Index	96.61 €	96.66	-0.04	-0.04%			95.04	96.93	0.86% #

Note 1: FTSE/Med 100, Hellenic Corporate Bond Price Index and Hellenic Corporate Bond Index closing prices refer to the previous trading day of 18/07/2019.

Note 2: The Hellenic Mid & Small Cap Index is a Customized index calculated by the Athens Exchange.

Athex Indices



Analytic Figures for Athex Market's Boards and Categories

	Total Traded Securities	Main Market	Surveillance	Exchange Traded Funds (ETFs)
Totals	129	113	15	1
Gain / Lose / Same:	51 / 46 / 32	47 / 43 / 23	4 / 2 / 9	0 / 1 / 0
Athex Capitalisation (mill. €) **	57,659.64	57,376.01	283.63	
Daily Average Trans/ons Value(thou.€)	66,862.93	66,867.62	36.45	40.30
Transactions Value	54,011.98	53,957.88	53.43	0.67
Main Board:	48,182.03	48,127.93	53.43	0.67
Blocks Board 6_2_3:	5,829.94	5,829.94	0.00	0.00
Forced Sales Board:	0.00	0.00	0.00	0.00
Special Terms Board:	0.00	0.00	0.00	0.00
Daily Average Transactions Volume	35,540,983	35,255,194	322,791	1,851
Transactions Volume	21,709,311	21,341,886	367,395	30
Main Board:	21,242,391	20,874,966	367,395	30
Blocks Board 6_2_3:	466,920	466,920	0	0
Forced Sales Board:	0	0	0	0
Special Terms Board:	0	0	0	0
Daily Average Number of Trades	26,945	26,804	140	3
Number of Trades	25,004	24,860	142	2
Main Board:	24,999	24,855	142	2
Blocks Board 6_2_3:	5	5	0	0
Forced Sales Board:	0	0	0	0
Special Terms Board:	0	0	0	0

Trading Details by Athex Sectors and Financial Instruments (ETFs)

Code	Sectors	Gain / Lose / Same	Number of Trades	Transactions Volume	Transactions Value	% of Total Trans. Value
3010	- Banks	1 / 5 / 0	10,311	11,639,613	17,658,594.53	32.69%
5510	- Basic Resources	3 / 5 / 3	534	244,463	440,082.45	0.81%
5010	- Construction & Materials	7 / 3 / 5	1,783	1,058,971	3,264,274.27	6.04%
4020	- Consumer Products & Services	3 / 2 / 2	621	434,311	4,274,333.23	7.91%
6010	- Energy	1 / 2 / 0	1,377	443,204	6,322,575.09	11.71%
12000	- Financial Instruments	0 / 1 / 0	2	30	667.20	0.00%
3020	- Financial Services	1 / 3 / 0	498	1,597,685	450,617.93	0.83%
4510	- Food Beverage & Tobacco	6 / 2 / 3	287	229,393	810,971.45	1.50%
2010	- Health Care	1 / 1 / 2	115	62,431	93,200.80	0.17%
5020	- Industrial Goods & Service	7 / 9 / 5	1,998	916,583	3,838,247.79	7.11%
3030	- Insurance	0 / 1 / 0	31	4,359	21,239.16	0.04%
4030	- Media	1 / 0 / 1	4	1,501	453.61	0.00%
4520	- Personal Care, Drug & Grocery Stores	1 / 1 / 1	215	38,364	119,735.09	0.22%
3510	- Real Estate	4 / 2 / 2	685	249,660	1,469,472.86	2.72%
4040	- Retail	1 / 2 / 4	266	104,981	374,766.06	0.69%
1010	- Technology	4 / 2 / 2	471	307,573	429,655.05	0.80%
1510	- Telecommunications	3 / 1 / 1	988	500,108	2,430,503.50	4.50%
4050	- Travel & Leisure	3 / 3 / 1	1,558	1,343,157	5,592,328.01	10.35%
6510	- Utilities	4 / 1 / 0	3,260	2,532,924	6,420,258.46	11.89%

Top 10 best & worst performing Shares

Main Market

With positive Price change	Closing price	change	With negative Price change	Closing price	change
TECHNICAL OLYMPIC SA (CR)	2.52	7.23% #	UNIBIOS (CR)	0.394	-12.44% €
PPC (CR)	2.37	6.76% #	ATTICA BANK S.A. (CR)	0.4	-8.15% €
VARVERIS - MODA BAGNO SA (CR)	0.448	5.66% #	PIRAEUS BANK (CR)	2.65	-5.36% €
INTRACOM CONSTR. (CR)	1.795	3.76% #	KEKROPS SA (CR)	3.66	-3.68% €
THRACE PLASTICS SA (CR)	2.4	3.45% #	ELVALHALCOR (CB)	2	-2.91% €
INFORM P. LYKOS SA (CR)	1.36	3.03% #	ALPHA BANK (CR)	1.593	-2.87% €
CENERGY HOLDINGS (CB)	1.53	2.69% #	ELLAKTOR (CR)	1.98	-2.70% €
HELLENIC PETROLEUM (CR)	9.16	2.58% #	BYTE COMPUTER SA (CR)	1.23	-2.38% €
EKTER SA (CR)	1.8	2.27% #	INTERTECH SA (CR)	0.64	-2.29% €
THESSALONIKA WATER & SEWERAGE	5.06	2.22% #	MOTODYNAMICS S.A. (CR)	1.3	-2.26% €
With the highest Transactions Value	Value (thou. €)	change	With the highest Transactions Volume	Volume	change
ALPHA BANK (CR)	5,671.97	-2.87% €	EUROBANK ERGASIAS (CR)	3,763,270	-1.18% €
PPC (CR)	5,091.72	6.76% #	ALPHA BANK (CR)	3,505,955	-2.87% €
NATIONAL BANK (CR)	4,900.93	-1.10% €	PPC (CR)	2,148,908	6.76% #
OPAP (CR)	4,759.76	0.20% #	NATIONAL BANK (CR)	2,083,484	-1.10% €
JUMBO SA (CR)	3,953.65	-0.39% €	MARFIN INVESTMENT GROUP (CR)	1,550,966	-2.16% €
MOTOR OIL (CR)	3,843.94	-0.36% €	PIRAEUS BANK (CR)	1,233,733	-5.36% €
PIRAEUS BANK (CR)	3,379.63	-5.36% €	ATTICA BANK S.A. (CR)	1,046,248	-8.15% €
EUROBANK ERGASIAS (CR)	3,165.24	-1.18% €	INTRALOT (CR)	799,028	0.20% #
HELLENIC PETROLEUM (CR)	2,476.83	2.58% #	ELLAKTOR (CR)	576,671	-2.70% €
MYTILINEOS HOLDINGS (CR)	2,114.20	-1.33% €	OPAP (CR)	478,231	0.20% #

Note: Stocks that are not included in the "Low Dispersion" and "Under Supervision" categories, and the transactions value is more than 10,000 €.

Derivatives Summary

	Number of Trades	Volume	Open Interest
Index Futures	325	1,432	15,827
FTSE/Athex Large Cap	325	1,432	15,827
Stock Futures	2,129	20,854	400,217
ADMIE (IPTO) HOLDING S.A. (CR)	26	259	8,415
ALPHA BANK (CR)	321	4,450	69,134
ATTICA BANK S.A. (CR)	14	113	7,958
CC HBC AG (CR)	8	23	408
CENERGY HOLDINGS (CB)	34	188	10,192
ELLAKTOR (CR)	73	477	10,080
EUROBANK ERGASIAS (CR)	86	1,293	42,529
EYDAP S.A. (CR)	2	6	376
FOURLIS (CR)	0	0	495
GEK TERNA (CR)	16	68	8,754
HELLENIC EXCHANGES-A.S.E. (CR)	8	52	3,811
HELLENIC PETROLEUM (CR)	52	200	2,200
INTRACOM HOLDINGS (CR)	22	212	3,437
INTRALOT (CR)	29	245	4,654
JUMBO SA (CR)	2	2	424
LAMDA DEVELOPMENT SA (CR)	22	66	2,722
MARFIN INVESTMENT GROUP (CR)	53	846	89,913
MOTOR OIL (CR)	10	32	268
MYTILINEOS HOLDINGS (CR)	104	455	10,003
NATIONAL BANK (CR)	412	5,420	58,533
OPAP (CR)	28	78	4,627
OTE (CR)	36	287	3,079
P.P.A. S.A. (CR)	4	6	758
PIRAEUS BANK (CR)	283	2,516	24,874
PPC (CR)	431	3,409	21,674
TERNA ENERGY (CR)	7	10	5,286
VIOHALCO SA/NV (CB)	46	141	5,613
Index Options	42	562	1,508
FTSE/Athex Large Cap	42	562	1,508
Stock Options	0	0	1,692
ALPHA BANK (CR)	0	0	140
NATIONAL BANK (CR)	0	0	214
OPAP (CR)	0	0	111
OTE (CR)	0	0	2
PIRAEUS BANK (CR)	0	0	143
PPC (CR)	0	0	1,082
Total Derivatives Traded	2,496	22,848	419,244

Shares' Notes

Code	Note text
()	- Adjusted dividends.
*	- Last adjusted closing price.
[1]	- Net dividends.
[2]	- The "Date of Last Coupon" for New listings refers to the date company's stocks started to trade in Athex
[3]	- The Company Market Value is referred to the number of outstanding shares
[4]	- Sectors codification can be found in Appendix A
[5]	- The Market Value refers to the total number of shares listed (including their several classes) in the exchange by the company.
[6]	- P/E greater than 100
[7]	- Last view of the Order Book before the end of the trading session
[8]	- All Blocks Methods' Transactions Value are included.
4690	- Transfer to Surveillance category as of 4/4/2006.
4750	- Transfer to the Under Surveillance Category from 8/4/2011.
4865	- Suspension of trading as of 2/4/2012.
4887	- Transfer to the Surveillance Category as of 10/4/2012.
4912	- Transfer to the Surveillance Category as of 31/7/2012.
4914	- Suspension of trading as of 31/8/2012.
4918	- Suspension of trading as of 31/8/2012.
4955	- Transfer to the Surveillance Category as from 5/4/2013.
4956	- Transfer to the Surveillance Category as from 5/4/2013.
4957	- Transfer to the Surveillance Category as from 5/4/2013.
4958	- Transfer to the Surveillance Category as from 5/4/2013.
4959	- Transfer to the Surveillance Category as from 5/4/2013.
4983	- Transfer to the Surveillance Category as of 5/4/2013.
5080	- Transfer to the Surveillance Category as of 06/09/2011.
5093	- Transfer to the Surveillance Category as of 8/4/2015.
5095	- Transfer to the Surveillance Category as from 5/4/2013.
5101	- Suspension of trading as of 1/9/2015.
5110	- Suspension of trading as of 08/03/2016.
5112	- Transfer to the Surveillance Category as of 15/04/2016.
5115	- Transfer to the Surveillance Category as of 15/04/2016.
5123	- Transfer to the Surveillance Category as of 10/04/2014
5130	- Suspension of trading as of 18/04/2017.
5136	- Suspension of trading as of 02/05/2017.
5141	- Transfer to the Surveillance Category as of 10/05/2017.
5153	- Suspension of trading as of 03/10/2017.
5154	- Suspension of trading as of 03/10/2017.
5156	- Transfer to the Surveillance Category as of 11/12/2017.
5160	- Transfer to the Surveillance Category as of 15/04/2016.
5161	- Transfer to the Surveillance Category as of 25/11/2011.
5162	- Transfer to the Under Supervision Category as of 21/12/2009.
5165	- Transfer to the Surveillance Category as of 15/02/2018.
5171	- Suspension of trading as of 30/04/2018.
5172	- Suspension of trading as of 30/04/2018.
5174	- Suspension of trading as of 02/05/2018.
5178	- Transfer to the Surveillance Category as of 11/05/2018.
5179	- Suspension of trading as of 25/05/2018.
5190	- Transfer to the Surveillance Category as of 10/04/2012.
5191	- Suspension of trading as of 02/10/2018.
5192	- Suspension of trading as of 02/10/2018.
5193	- Transfer to the Surveillance Category as of 25/10/2018.
5194	- Transfer to the Surveillance Category as of 25/10/2018.
5195	- Transfer to the Surveillance Category as of 27/06/2008.

Shares' Notes

Code	Note text
5196	- Transfer to the Under Surveillance Category from 08/04/2011.
5197	- Transfer to the Surveillance Category as of 07/11/2018.
5200	- Transfer to the Surveillance Category as of 10/04/2012.
5205	- Suspension of trading as of 02/05/2019.
5206	- Suspension of trading as of 02/05/2019.
5207	- Transfer to the Surveillance Category as from 13/05/2019.
5209	- The 28,479,054 new (CR) shares, resulting from the recent share capital increase through a rights issue, are not yet admitted to trading on the ATHEX.

Securities Blocks Details

Securities	Block Volume	Price	Block Trade Value	Time of approval	Note
NATIONAL BANK (CR)	150,000	2.38	357,000.00	10:43:46	20
OPAP (CR)	59,619	9.94	592,612.86	11:02:45	20
JUMBO SA (CR)	170,529	17.73	3,023,479.17	11:47:58	20
MOTOR OIL (CR)	83,439	22.25	1,856,517.75	14:04:32	20
INTERTECH SA (CR) [Rights]	3,333	0.100	333.30	16:33:47	18

Blocks Notes

- 9 - Method 6-1 / Special Fees
- 10 - Method 6-1 / Special Fees, SDS
- 14 - Method 6-3 / Settlement, Incomplete Buy and Sell
- 18 - Method 6-2 / SPOT 1
- 19 - Method 6-2 / SPOT 2
- 20 - Method 6-1 and Method 6-1 Same Day Settlement
- 21 - Other Pre-agreed

Shares Rights Details

Occured date	Exercise from	Exercise until	Trading until	Rights	Price min	Price max	Closing price	Last Bid	Last Ask	Volume	Trades	Transactions Value
04/07/2019	09/07/2019	23/07/2019	18/07/2019	INTERTECH S.A. (CR)	---	---	---	---	---	---	---	---

Securities Forced Sales

Securities	Category of Security	Transaction s Volume	Number of Trades	Transactions Value	Note
------------	----------------------	-------------------------	---------------------	-----------------------	------

No Forced Transactions.

Forced Sales Notes

- 1 - Normal Forced Sale.
- 2 - Forced Sales of Fixed Registered Shares.
- 3 - Forced Sales of Remaining Stock Fractions.

Forced Sales Registered Shares

Securities	Start Date	End Date	Initial Volume	Remaining Volume	Date	Avg price (day)	Avg price (period)	Number of Trades	Transactions Volume	Transactions Value
------------	------------	----------	----------------	------------------	------	-----------------	--------------------	------------------	---------------------	--------------------

No Fixed Registered Shares Forced Sales.

Forced Sales Notes

According to Decision 1/380/04.05.2008 of the Hellenic Republic Capital Market Commission, the certificated registered shares that have not been deposited to the issuer for dematerialisation, will be auctioned in the Athens Exchange by the supervising issuer. Forced sales procedure is held according to Article 99A of the Athens Exchange Rulebook. The average price of the period is calculated by dividing the Total transactions value by the Total volume and includes all the transactions made until the current date.

Exchange Traded Funds (ETFs) Characteristics

	Transactions Date (T)	Creation / Redemption	Units (T-1)	New Units (T-1)	Redemption Units (T-1)	Units (T) [1]	Fund Assets [2]	Net Unit Price	Dividend per	Dividend Date
ALPHA ETF FTSE Athex Large Cap	22/07/2019	5,000	812,382	---	---	812,382	17,968,520.00	22.1183	0.43	30/06/2018

ETFs Notes

[1] - Units (T) = Units (T-1) + New Units (T-1) - Redemption Units (T-1)

[2] - The Creation / Redemption Units of T-1 are included.

Convertible Corporate Bonds - Regulated Market

Num Listed Bonds	Nominal price	Issue price	Today's Rate	Exp. Date	Duration (years)	Note	Coupon		Trading	Corporate Bonds	Price min	Price max	Closing price	Previous closing price/date	Volume	Transactions Value	Last order			Year min	Year max
							Common	Preferred									Price	Buy / Sell	Date		
171,268,704	0.30	0.30	1.00	11/10/2025	9	---	12	---	1	FORTHNET S.A. (Convertible)	---	---	---	---	---	---	16.0000	B	22/07/2019	100.0000	100.0000

Corporate Bonds Notes

Transactions Volume = (Pieces) * (Nominal Price). Transactions Value = (Pieces) * (Nominal Price) * (price %) + (Accrued interest).

The price of a Bond is stated as a percentage (%) of Bond's Nominal Price.

Nominal Price in Euros (€), except if it is noted differently.

Non Convertible Corporate Bonds - Regulated Market

Num Listed Bonds	Nominal price	Issue price	Today's Rate	Exp. Date	Duration (years)	Note	Coupon		Trading	Corporate Bonds	Accrued Int.	Yield.T.Mat	Price min	Price max	Closing price	Previous closing price/date	Volume	Transactions Value	Last order		ear min	Year max		
							Common	Preferred											Price	Buy / Sell			Date	
25,000	1,000.00	1,000.00	4.95	26/06/2023	5	---	3	---	1	B&F COMM. & GARM. INDUS. S.A. (Non Convertible)	3.8500	6.4350	94.0600	94.5000	94.1916	96.0000	19/07/2019	9,000	8,511.89	94.5100	B	22/07/2019	93.0000	98.5000
90,000	1,000.00	1,000.00	3.00	11/05/2023	5	---	3	---	1	CORAL A.E. (Non Convertible)	6.0000	2.2680	102.0100	102.5000	102.3037	102.7100	19/07/2019	122,000	125,355.60	102.1500	B	22/07/2019	100.2726	104.9499
120,000	1,000.00	1,000.00	3.95	04/04/2025	7	---	3	---	1	GEK TERNA S.A. (Non Convertible)	12.1792	3.0510	103.0000	104.2000	103.6408	103.5000	19/07/2019	338,000	353,129.76	103.0700	B	22/07/2019	99.0000	105.0000
300,000	1,000.00	1,000.00	3.10	27/06/2022	5	---	5	---	1	MYTILINEOS HOLDINGS S.A. (Non Convertible)	2.3250	2.1370	101.5300	102.3200	102.3044	101.6300	19/07/2019	344,000	351,242.10	101.5400	B	22/07/2019	100.5818	103.4000
50,000	1,000.00	1,000.00	4.35	20/06/2022	5	---	5	---	1	SYSTEMS SUNLIGHT S.A. (Non Convertible)	4.1083	3.3340	101.8500	102.0000	101.9089	102.0000	19/07/2019	84,000	85,948.60	102.0000	B	22/07/2019	99.4118	104.5000
200,000	1,000.00	1,000.00	3.50	21/03/2022	5	---	5	---	1	O.P.A.P. S.A. (Non Convertible)	12.1528	2.3770	101.8300	102.3500	102.3500	101.9100	19/07/2019	40,000	41,334.11	102.0000	B	22/07/2019	101.6500	103.5200
40,000,000	1.00	1.00	5.00	04/10/2021	5	---	12	---	1	HOUSEMARKET S.A. (Non Convertible)	0.0028	2.6030	104.2000	104.4000	104.2854	104.5810	19/07/2019	68,640	71,772.20	104.2000	B	22/07/2019	101.9500	106.0000
200,000	1,000.00	1,000.00	3.60	12/03/2026	7	---	1	---	1	AEGEAN AIRLINES S.A. (Non Convertible)	13.4000	2.8250	102.0000	104.5000	104.1774	103.3700	19/07/2019	124,000	129,291.60	103.1500	B	22/07/2019	100.3628	107.0000

Corporate Bonds Notes

Transactions Volume = (Pieces) * (Nominal Price). Transactions Value = (Pieces) * (Nominal Price) * (price %) + (Accrued interest).

The price of a Bond is stated as a percentage (%) of Bond's Nominal Price.

Nominal Price in Euros (€), except if it is noted differently.

Government Bonds

Number Listed Bonds	Nominal price	Today's Rate	Accrued Interest Calc	Exp. Date [1]	Duration (years)	Note	Coupons Date	Curr. coupon value	Trading Unit	Government Bonds	Price min	Price max	Closing price	Previous closing price/date	Volume	Transactions Value	Price	Last order Buy / Sell	Date
3,000,000	1,000.00	4.38	Actual/Actual	01/08/2022	5	---	01/08	4.38	1	GGB-FXD-010822-05Y-4.375-1.000	---	---	---	---	---	---	1.0000	B	28/11/2018
2,500,000	1,000.00	3.45	Actual/Actual	02/04/2024	5	---	02/04	3.45	1	GGB-FXD-020424-05Y-3.450-1.000	---	---	---	---	---	---	---	---	---
4,355,990,324	1.00	3.50	Actual/Actual	30/01/2023	5	---	01/02 - 31/01	3.50	1	GGB-FXD-300123-05Y-3.500-1.000	---	---	---	94.5720 13/07/2018	---	---	1.0000	B	28/11/2018
5,962,747,327	1.00	3.75	Actual/Actual	30/01/2028	10	---	/02 - 01/02 - 31/	3.75	1	GGB-FXD-300128-10Y-3.750-1.000	---	---	---	85.4610 13/07/2018	---	---	1.0000	B	28/11/2018
6,091,218,404	1.00	3.90	Actual/Actual	30/01/2033	15	---	/02 - 01/02 - 31/	3.90	1	GGB-FXD-300133-15Y-3.900-1.000	---	---	---	78.6730 13/07/2018	---	---	1.0000	B	28/11/2018
4,805,399,486	1.00	4.00	Actual/Actual	30/01/2037	19	---	/02 - 01/02 - 31/	4.00	1	GGB-FXD-300137-19Y-4.000-1.000	---	---	---	77.0370 13/07/2018	---	---	1.0000	B	28/11/2018
4,603,713,186	1.00	4.20	Actual/Actual	30/01/2042	24	---	/02 - 01/02 - 31/	4.20	1	GGB-FXD-300142-24Y-4.200-1.000	---	---	---	77.7640 13/07/2018	---	---	1.0000	B	28/11/2018
550,418,123	1.00	3.00	Actual/Actual	24/02/2023	11	---	24/02	3.00	1	GGB-FXD-240223-11Y-2.000-1.000	---	---	---	10.0000 22/06/2015	---	10.0000	B	11/07/2019	
445,007,576	1.00	3.00	Actual/Actual	24/02/2024	12	---	24/02	3.00	1	GGB-FXD-240224-12Y-2.000-1.000	---	---	---	10.0000 22/06/2015	---	---	---	---	
423,674,226	1.00	3.00	Actual/Actual	24/02/2025	13	---	24/02	3.00	1	GGB-FXD-240225-13Y-2.000-1.000	---	---	---	10.0000 22/06/2015	---	---	---	---	
212,292,153	1.00	3.00	Actual/Actual	24/02/2026	14	---	24/02	3.00	1	GGB-FXD-240226-14Y-2.000-1.000	---	---	---	10.0000 22/06/2015	---	---	---	---	
160,621,352	1.00	3.00	Actual/Actual	24/02/2027	15	---	24/02	3.00	1	GGB-FXD-240227-15Y-2.000-1.000	---	---	---	10.0000 22/06/2015	---	---	---	---	
183,244,055	1.00	3.00	Actual/Actual	24/02/2028	16	---	24/02	3.00	1	GGB-FXD-240228-16Y-2.000-1.000	---	---	---	10.0000 22/06/2015	---	---	---	---	
164,802,894	1.00	3.00	Actual/Actual	24/02/2029	17	---	24/02	3.00	1	GGB-FXD-240229-17Y-2.000-1.000	---	---	---	10.0000 22/06/2015	---	---	---	---	
165,460,943	1.00	3.00	Actual/Actual	24/02/2030	18	---	24/02	3.00	1	GGB-FXD-240230-18Y-2.000-1.000	---	---	---	10.0000 22/06/2015	---	---	---	---	
129,007,241	1.00	3.00	Actual/Actual	24/02/2031	19	---	24/02	3.00	1	GGB-FXD-240231-19Y-2.000-1.000	---	---	---	10.0000 22/06/2015	---	---	---	---	
126,192,683	1.00	3.00	Actual/Actual	24/02/2032	20	---	24/02	3.00	1	GGB-FXD-240232-20Y-2.000-1.000	---	---	---	10.0000 22/06/2015	---	---	---	---	
146,905,168	1.00	3.00	Actual/Actual	24/02/2033	21	---	24/02	3.00	1	GGB-FXD-240233-21Y-2.000-1.000	---	---	---	10.0000 22/06/2015	---	---	---	---	
154,475,606	1.00	3.00	Actual/Actual	24/02/2034	22	---	24/02	3.00	1	GGB-FXD-240234-22Y-2.000-1.000	---	---	---	10.0000 22/06/2015	---	---	---	---	
144,429,441	1.00	3.00	Actual/Actual	24/02/2035	23	---	24/02	3.00	1	GGB-FXD-240235-23Y-2.000-1.000	---	---	---	10.0000 22/06/2015	---	---	---	---	
166,211,676	1.00	3.00	Actual/Actual	24/02/2036	24	---	24/02	3.00	1	GGB-FXD-240236-24Y-2.000-1.000	---	---	---	10.0000 22/06/2015	---	---	---	---	
145,461,669	1.00	3.00	Actual/Actual	24/02/2037	25	---	24/02	3.00	1	GGB-FXD-240237-25Y-2.000-1.000	---	---	---	10.0000 22/06/2015	---	---	---	---	
146,941,087	1.00	3.00	Actual/Actual	24/02/2038	26	---	24/02	3.00	1	GGB-FXD-240238-26Y-2.000-1.000	---	---	---	10.0000 22/06/2015	---	---	---	---	
135,115,612	1.00	3.00	Actual/Actual	24/02/2039	27	---	24/02	3.00	1	GGB-FXD-240239-27Y-2.000-1.000	---	---	---	10.0000 22/06/2015	---	---	---	---	
141,909,637	1.00	3.00	Actual/Actual	24/02/2040	28	---	24/02	3.00	1	GGB-FXD-240240-28Y-2.000-1.000	---	---	---	10.0000 22/06/2015	---	---	---	---	
136,788,720	1.00	3.00	Actual/Actual	24/02/2041	29	---	24/02	3.00	1	GGB-FXD-240241-29Y-2.000-1.000	---	---	---	10.0000 22/06/2015	---	---	---	---	
163,643,410	1.00	3.00	Actual/Actual	24/02/2042	30	---	24/02	3.00	1	GGB-FXD-240242-30Y-2.000-1.000	---	---	---	10.0000 22/06/2015	---	---	---	---	
742,153	1,000.00	0.40	FLR Actual/360	10/08/2019	5	---	10/02 - 10/08	---	1	GGB-FLT-100819-05Y-0.934-1.000	---	---	---	---	---	50.0001	B	12/12/2017	
2,500,000	1,000.00	3.88	Actual/Actual	12/03/2029	10	---	12/03	3.88	1	GGB-FXD-120329-10Y-3.875-1.000	---	---	---	---	---	---	---	---	
3,000,000	1,000.00	3.38	Actual/Actual	15/02/2025	7	---	15/02	3.38	1	GGB-FXD-150225-07Y-3.375-1.000	---	---	---	---	---	---	---	---	
250,250	1,000.00	2.90	Actual/Actual	20/03/2023	4	---	20/03	2.90	1	GGB-FXD-200323-04Y-2.900-1.000	---	---	---	---	---	---	---	---	
964,000	1,000.00	3.25	Actual/Actual	20/03/2025	6	---	20/03	3.25	1	GGB-FXD-200325-06Y-3.250-1.000	---	---	---	---	---	---	---	---	
2,100,000	1,000.00	3.55	Actual/Actual	20/03/2026	7	---	20/03	3.55	1	GGB-FXD-200326-07Y-3.550-1.000	---	---	---	---	---	---	---	---	

Government Bonds Notes

Transactions Volume = (Pieces) * (Nominal Price). Transactions Value = (Pieces) * (Nominal Price) * (price %) + (Accrued interest).

The Value of current coupon for the issues with NV 0.01 euro refers to NV 100 euros

FLR: Floating Interest Rate.

[1] - The Expiration Date of the interest bearing period and the Date for coupon payment.

Treasury Bills & Zero Coupon Government Bonds

Issue Date	13-Week Maturity									26-Week Maturity									52-Week Maturity								
	Exp. Date	Initial Rate	Num Listed Bonds	Nominal price	Issue price	Last Trade Price	Last Trade Date	Volume Traded	Note	Exp. Date	Initial Rate	Num Listed Bonds	Nominal price	Issue price	Last Trade Price	Last Trade Date	Volume Traded	Note	Exp. Date	Initial Rate	Num Listed Bonds	Nominal price	Issue price	Last Trade Price	Last Trade Date	Volume Traded	Note
14/09/2018	---	---	---	---	---	---	---	---	---	---	---	---	---	---	---	---	---	---	13/09/2019	1.09	1,000,000	1,000.00	989.10	---	---	---	---
14/12/2018	---	---	---	---	---	---	---	---	---	---	---	---	---	---	---	---	---	---	13/12/2019	1.09	1,000,000	1,000.00	989.10	---	---	---	---
15/03/2019	---	---	---	---	---	---	---	---	---	---	---	---	---	---	---	---	---	---	13/03/2020	0.95	1,000,000	1,000.00	990.50	---	---	---	---
14/06/2019	---	---	---	---	---	---	---	---	---	---	---	---	---	---	---	---	---	---	12/06/2020	0.47	1,000,000	1,000.00	995.30	---	---	---	---

Bonds in Circulation	Currency / Min nominal traded Value	Coupons Payment Date	Current Coupon Value	Note	Coupon	Trading Unit	Issue Date	Duration (years)	Today's Interest	A.I.C in days	Bonds	Last price of previous days		Last Outcry in Cash (euro)			Trades in Pieces	Life min	Life Max
												Price	Buy / Sell	Price	Buy / Sell	Date			
Corporate Bonds in Foreign Currency and Euro																			
103,746	GBP / 10	01/12	0.25	---	60	1	01/12/1930	98	2.5	360	National Mortgage Bank	2.27	05/02/1996	2.27	S	05/02/1996	---	2.27	2.27
0	GBP / 10	01/12	0.25	---	62	1	01/12/1928	100	2.5	360	National Mortgage Bank	---	---	---	---	---	---	---	---

Government Bonds Notes

A.I.C: Accrued Interest Calculation base.

FLR: Floating Interest Rate.

The minimum tradeable Nominal Value for all Demeterialised Government Titles is 100 Euros.

(μτφρ-0)

Athex & ATHEXClear Members List

Member Name	Stock Market			Derivatives Market		ATHEXClear Member				
	Address	Phone	Fax	Market Member	Remote Member	Market Maker	Proprietary	Market Maker	General Clearing	Direct Clearing
A. SARRIS SECURITIES S.A.				a						
6, DRAGATSANIOU ATHINA	+30 2103367700	210-3312324								
ALPHA BANK A.E.									a	
40, STADIOU STR ATHINA	(210)-3265546	(210)-3265811								
	(210)-3260000	(210)-3264116								
103, AVE. ATHINON ATHINA	+30 2103436820	210-3436270								
ALPHA FINANCE INVESTMENT SERVICES S.A.				a		a	a	a		a
5, MERLIN ATHINA	+30 2103677400	210-33311193								
ARGUS STOCKBROKERS LTD				a	a		a			
25, DIMOSTHENI SEVERI AVE NICOSIA	+357 22717000	0035722717070								
ATLANTIC SECURITIES LIMITED				a	a					
37, PRODROMOU NICOSIA	+357 22445400	00357 22661914								
AXON SECURITIES S.A.				a			a			
48, STADIOU ATHINA	+30 2103363800	210-3243903								
BETA SECURITIES S.A.				a		a	a			a
29, ALEXANDRAS AVEN. & VRAILA ATHINA	+30 2106478900	210-6410139								
BNP PARIBAS SECURITIES SERVICES									a	
2, LAMPSAKOU ATHINA	+30 2107468500	210-7468579-581								
CAPITAL SECURITIES S.A.				a			a			
58, MITROPOLEOS ATHINA	+30 2103369700	+30 210 3369820								
CFS SECURITIES-INVESTMENT SERVICES S.A.				a						
3, PAPARRIGOPOULOU ATHINA	+30 2103360800	+30 210-3360980								
CITIGROUP GLOBAL MARKET LTD				a	a					
1, CITIGROUP CENTER, CANADA SQ., CANARY WHARF LONDON	+44 02079864000									
CITIGROUP GLOBAL MARKETS EUROPE AG				a	a					
16, REUTERWEG FRANKFURT										
CREDIT SUISSE SECURITIES (EUROPE) LIMITED				a	a					
1, CABOT SQUARE LONDON	+44 2078888888									
CYCLOS SECURITIES S.A.				a			a			a
39, PANEPISTIMIOU ATHINA	+30 2103364300	+30 210-3239122								
DEUTSCHE BANK S.A.				a	a		a			
1, GREAT WINCHESTER STREET LONDON	+44 20 754 54209	00441133361437								
DYNAMIC SECURITIES S.A.				a			a			a
, SYGROU AVENUE 223 & TRALLEON 2 NEA SMYRNI	+30 2103677700	210-3677777								
EUROBANK EQUITIES INVESTMENT FIRM S.A				a		a	a	a		a
, FILELLINON 10 & XENOFONTOS 13 ATHINA	+30 2103720000	210-3720001								
EUROBANK ERGASIAS S.A.									a	
8, OTHONOS ATHINA	+30 2103337000	210-3245916								
8, OTHONOS STR. ATHINA	(210)-3337000	(210)-3233866								
	(210)-3337969	(210)-3245916								
EUROCORP INVESTMENT SERVICES S.A.				a			a			a
14, FILIKIS ETERIAS SQ, ATHINA	+30 2107263500	2107263666								
EUROTRUST INVESTMENT FIRM SA				a						
113, SEVASTOUPOLEOS ATHINA	+30 2103363100	+30 210-3238334								
EUROXX SECURITIES S.A.				a		a	a	a		a
7, PALEOLOGOU CHALANDRI	+30 2106879400	210-6879401								
7, PALAIOLOGOU CHALANDRI	(210)-6879400	(210)-6879401								
G. A. PERVANAS SECURITIES-INVESTMENT SERVICES CO S.A.				a						
7-9, SOFOKLEOUS ATHINA	+30 2103727200	210-3210-291								
GLOBAL CAPITAL SECURITIES AND FINANCIAL SERVICES LTD				a	a					
50, AVE. ARCHIEPISKOPOU MAKARIOU NICOSIA	+357 22710710	357 22339332								
HELLENIC BANK (INVESTMENTS) LTD					a					
, AVE.KYRIAKOU MATSI 31 - PO BOX 24747 NICOSIA	+357 22500100	357 22500110								
HELLENIC-AMERICAN SECURITIES S.A.				a		a	a			a
27, ANDREA PAPANDEOU ATHINA	+30 2103311100	+30 210-3215968								
HSBC FRANCE									a	
109-111, AVE. MESOGION ATHINA	+30 2106960000	210-6929336								
INDEX SECURITIES S.A.				a						
6, DRAGATSANIOU ATHINA	+30 2103213920	+30 210-3213216								
INVESTMENT BANK OF GREECE S.A.				a		a	a	a	a	
32, EGIALIAS & PARADISOU MAROUSI	+30 2108173111	+30 210-6896325								
J. CHR. MAVRIKIS SECURITIES S.A.				a						
5, SOFOKLEOUS ATHINA	+30 2103216730	210-3217767								

Athex & ATHEXClear Members List

Member Name				Stock Market			Derivatives Market		ATHEXClear Member	
	Address	Phone	Fax	Market Member	Remote Member	Market Maker	Proprietary	Market Maker	General Clearing	Direct Clearing
KAPPA SECURITIES S.A.				a			a			
15, VALAORITOU ATHINA	+30 2103678600	+30 210-3641002								
KARAMANOF SECURITIES AND INVESTMENT SERVICES S.A.				a			a			
2, SQ. AGION THEODORON ATHINA	+30 2103212947	+30 210-3217088								
LAIKI FINANCIAL SERVICES LTD					a					
26, AVE. VYRONOS NICOSIA	357 22367367	357 22718567								
LEON DEPOLAS SECURITIES S.A.				a		a	a			
1, CHRISTOU LADA ATHINA	+30 2103213276	+30 210-3211618								
MEGA EQUITY SECURITIES & FINANCIAL SERVICES PUBLIC LTD				a	a		a			
42-44, AVE. GRIVA DIGENI NICOSIA	+357 22711711	357 22711811								
MERIT SECURITIES S.A.				a		a	a			a
5, SOFOKLEOUS ATHINA	+30 2141008800	210-3671830								
MERRILL LYNCH INTERNATIONAL				a	a					
2, KING EDWARD STREET LONDON	+44 20276281000									
N. CHRYSOCHOIDIS STOCK BROKERAGE I.S.S.A.				a			a			a
7-9, SOFOKLEOUS ATHINA	+30 2103213913	+30 210-3216115								
NATIONAL BANK OF GREECE S.A.				a		a	a		a	
68, AKADIMIAS STR. ATHINA	(210)-3328817	(210)-3328678								
86, AIOLOU STR. ATHINA	(210)-3341000	(210)-3228187								
NATIONAL SECURITIES S.A.				a		a	a	a		
66, KIFISIAS AVE, BUILDING A ATHINA	+30 2107720000	+30 210-7720002								
NUNTIUS BROKERAGE AND INVESTMENT SERVICES S.A.				a						
6, DRAGATSANIOU ATHINA	+30 2103350599	+30210-3254846								
ONE PLUS CAPITAL LIMITED				a	a					
, 75 PRODOMOU AVENUE, ONEWORLD PARKVIEW HOUSE, 3RD FLOOR	+357 22873760									
PANTELAKIS SECURITIES S.A.				a		a	a	a		
57, ETHNIKIS ANTISTATIS B CHALANDRI	+30 2106965000	210-6929550								
PEGASUS SECURITIES S.A.				a			a			
17, VALAORITOU & AMERIKIS ATHINA	+30 2103670700	+30 210-3670760								
PIRAEUS BANK S.A.				a			a		a	
4, AMERIKIS STR. ATHINA	(210)-3335000	(210)-3335079								
4, AMERIKIS STR ATHINA	(210)-3335918	(210)-3254207								
4, AMERIKIS ATHINA	+30 2103335000	210-3335079								
PIRAEUS SECURITIES S.A.				a		a	a	a		a
10, STADIU ATHINA	+30 2103354100	210-3354170								
PROCHOICE SECURITIES LTD				a	a					
57, SPYROU KYPRIANOY NICOSIA	+357-24-661192	+357-24-662464								
SHARELINK SECURITIES-FINANCIAL SERVICES LTD				a	a		a			
6, THEOTOKI MEGARO ELLINA NICOSIA	+357 22554200	+357 22750852								
SOCIETE GENERALE S.A.				a	a		a			
, 17 COURS VALMY 92987 PUTEAUX - LA DEFENSE PARIS	+33 157290504	+33142138697								
SOLIDUS SECURITIES S.A.				a			a			a
64, LOUIZIS RIANCOUR ATHINA	+30 2106900600	210-6985421								
ST. EM. LAVRENTAKIS SECURITIES S.A.				a			a			
7-9, SOFOKLEOUS ATHINA	+30 2103213336	+30 210-3246572								
THE CYPRUS INVESTMENT & SECURITIES CORPORATION LTD				a	a					
154, LIMASSOL AVENUE, STROVOLOS NICOSIA	+357 22121700	357 22338800								
UBS LIMITED					a					
1, FINSBURY AVENUE LONDON	+44 2075687135									

List of Stocks under Market Making operations

Securities	Market Maker	Start Market Making	Stock Category
ADMIE (IPTO) HOLDING S.A. (CR)	PIRAEUS SECURITIES S.A.	29/06/2017	Main Market
ALPHA BANK (CR)	ALPHA FINANCE INVESTMENT SERVICES S.A.	29/02/2016	Main Market
	EUROBANK EQUITIES INVESTMENT FIRM S.A	24/10/2012	
	HELLENIC-AMERICAN SECURITIES S.A.	06/02/2019	
	LEON DEPOLAS SECURITIES S.A.	04/01/2016	
	MERIT SECURITIES S.A	03/09/2013	
	NATIONAL SECURITIES S.A	15/01/2013	
	PIRAEUS SECURITIES S.A.	28/05/2013	
ALUMIL (CR)	BETA SECURITIES S.A.	18/07/2013	Main Market
AS COMPANY SA (CR)	EUROBANK EQUITIES INVESTMENT FIRM S.A	01/04/2019	Main Market
ATTICA BANK S.A. (CR)	EUROXX SECURITIES S.A.	22/01/2016	Main Market
	PIRAEUS SECURITIES S.A.	20/09/2017	
ATTICA HOLDINGS (CR)	HELLENIC-AMERICAN SECURITIES S.A.	28/12/2017	Main Market
AUTOHELLAS SA (CR)	ALPHA FINANCE INVESTMENT SERVICES S.A.	01/07/2019	Main Market
	EUROXX SECURITIES S.A.	02/07/2018	
AVAX S.A. (CR)	EUROBANK EQUITIES INVESTMENT FIRM S.A	14/12/2015	Main Market
BYTE COMPUTER SA (CR)	MERIT SECURITIES S.A	04/08/2013	Main Market
CC HBC AG (CR)	EUROBANK EQUITIES INVESTMENT FIRM S.A	23/10/2013	Main Market
	NATIONAL SECURITIES S.A	29/04/2013	
	PIRAEUS SECURITIES S.A.	04/05/2015	
CENERGY HOLDINGS (CB)	ALPHA FINANCE INVESTMENT SERVICES S.A.	02/01/2017	Main Market
	EUROBANK EQUITIES INVESTMENT FIRM S.A	02/01/2017	
CNL CAPITAL (CR)	MERIT SECURITIES S.A	01/10/2018	Main Market
EKTER SA (CR)	EUROBANK EQUITIES INVESTMENT FIRM S.A	16/10/2017	Main Market
	LEON DEPOLAS SECURITIES S.A.	21/05/2018	
ELASTRON (CR)	LEON DEPOLAS SECURITIES S.A.	20/02/2017	Main Market
ELLAKTOR (CR)	ALPHA FINANCE INVESTMENT SERVICES S.A.	14/03/2019	Main Market
	EUROXX SECURITIES S.A.	24/09/2018	
	HELLENIC-AMERICAN SECURITIES S.A.	14/01/2019	
	NATIONAL SECURITIES S.A	25/06/2013	
	PIRAEUS SECURITIES S.A.	22/10/2018	
ELTON SA (CR)	BETA SECURITIES S.A.	03/09/2013	Main Market
	LEON DEPOLAS SECURITIES S.A.	01/04/2019	
ELVALHALCOR (CB)	ALPHA FINANCE INVESTMENT SERVICES S.A.	07/05/2018	Main Market
	EUROBANK EQUITIES INVESTMENT FIRM S.A	07/05/2018	
EUROBANK ERGASIAS (CR)	ALPHA FINANCE INVESTMENT SERVICES S.A.	08/01/2013	Main Market
	EUROBANK EQUITIES INVESTMENT FIRM S.A	01/06/2013	
	HELLENIC-AMERICAN SECURITIES S.A.	25/07/2014	
	MERIT SECURITIES S.A	06/11/2017	
	NATIONAL SECURITIES S.A	01/01/2017	
	PIRAEUS SECURITIES S.A.	28/09/2013	
EUROPEAN RELIANCE INSUR. (CR)	EUROBANK EQUITIES INVESTMENT FIRM S.A	08/07/2019	Main Market
	PANTELAKIS SECURITIES S.A.	15/07/2019	
EYDAP S.A. (CR)	EUROBANK EQUITIES INVESTMENT FIRM S.A	10/06/2019	Main Market
FOURLIS (CR)	EUROBANK EQUITIES INVESTMENT FIRM S.A	01/12/2016	Main Market
	EUROXX SECURITIES S.A.	01/12/2016	
	PIRAEUS SECURITIES S.A.	06/03/2017	

List of Stocks under Market Making operations

Securities	Stock Category
Market Maker	Start Market Making
GEK TERNA (CR)	Main Market
HELLENIC-AMERICAN SECURITIES S.A.	07/09/2015
GR. SARANTIS S.A. (CR)	Main Market
BETA SECURITIES S.A.	14/05/2013
EUROBANK EQUITIES INVESTMENT FIRM S.A	24/10/2016
HELLENIC EXCHANGES-A.S.E. (CR)	Main Market
NATIONAL SECURITIES S.A	25/06/2013
PIRAEUS SECURITIES S.A.	04/05/2015
HELLENIC PETROLEUM (CR)	Main Market
HELLENIC-AMERICAN SECURITIES S.A.	14/09/2015
PIRAEUS SECURITIES S.A.	20/03/2017
IKTINOS HELLAS SA (CR)	Main Market
ALPHA FINANCE INVESTMENT SERVICES S.A.	01/04/2019
EUROBANK EQUITIES INVESTMENT FIRM S.A	25/02/2019
INTERCONTINENTAL (CR)	Main Market
LEON DEPOLAS SECURITIES S.A.	03/06/2019
INTRACOM CONSTR. (CR)	Main Market
MERIT SECURITIES S.A	05/06/2018
INTRACOM HOLDINGS (CR)	Main Market
ALPHA FINANCE INVESTMENT SERVICES S.A.	03/08/2018
LEON DEPOLAS SECURITIES S.A.	08/10/2018
INTRALOT (CR)	Main Market
BETA SECURITIES S.A.	10/04/2017
EUROBANK EQUITIES INVESTMENT FIRM S.A	18/12/2017
EUROXX SECURITIES S.A.	12/06/2017
HELLENIC-AMERICAN SECURITIES S.A.	30/05/2018
PANTELAKIS SECURITIES S.A.	07/05/2018
PIRAEUS SECURITIES S.A.	28/09/2013
JUMBO SA (CR)	Main Market
MERIT SECURITIES S.A	06/11/2017
PIRAEUS SECURITIES S.A.	06/03/2017
KLOUKINAS - LAPPAS SA (CR)	Main Market
BETA SECURITIES S.A.	22/09/2014
KRI-KRI S.A. (CR)	Main Market
EUROBANK EQUITIES INVESTMENT FIRM S.A	07/05/2018
LEON DEPOLAS SECURITIES S.A.	16/01/2017
LAMDA DEVELOPMENT SA (CR)	Main Market
EUROBANK EQUITIES INVESTMENT FIRM S.A	08/12/2014
PANTELAKIS SECURITIES S.A.	06/11/2017
PIRAEUS SECURITIES S.A.	29/06/2017
LAMPSA HOTEL SA (CR)	Main Market
LEON DEPOLAS SECURITIES S.A.	16/01/2017
MARFIN INVESTMENT GROUP (CR)	Main Market
PIRAEUS SECURITIES S.A.	02/02/2013
MLS MULTIMEDIA SA (CR)	Main Market
HELLENIC-AMERICAN SECURITIES S.A.	07/12/2015
MOTOR OIL (CR)	Main Market
HELLENIC-AMERICAN SECURITIES S.A.	01/09/2014
LEON DEPOLAS SECURITIES S.A.	01/04/2019
MERIT SECURITIES S.A	25/02/2019
NATIONAL SECURITIES S.A	17/02/2014
PIRAEUS SECURITIES S.A.	04/05/2015
MYTILINEOS HOLDINGS (CR)	Main Market
ALPHA FINANCE INVESTMENT SERVICES S.A.	15/04/2019
EUROBANK EQUITIES INVESTMENT FIRM S.A	20/09/2017
MERIT SECURITIES S.A	25/02/2019
NATIONAL SECURITIES S.A	25/06/2013
PIRAEUS SECURITIES S.A.	04/05/2015
NATIONAL BANK (CR)	Main Market
ALPHA FINANCE INVESTMENT SERVICES S.A.	08/01/2013
EUROBANK EQUITIES INVESTMENT FIRM S.A	24/10/2012
HELLENIC-AMERICAN SECURITIES S.A.	25/07/2014
LEON DEPOLAS SECURITIES S.A.	20/04/2015
MERIT SECURITIES S.A	03/09/2013
NATIONAL SECURITIES S.A	28/02/2013
PIRAEUS SECURITIES S.A.	08/09/2013

List of Stocks under Market Making operations

Securities	Market Maker	Start Market Making	Stock Category
OPAP (CR)			
	ALPHA FINANCE INVESTMENT SERVICES S.A.	08/01/2013	Main Market
	EUROBANK EQUITIES INVESTMENT FIRM S.A	24/10/2012	
	HELLENIC-AMERICAN SECURITIES S.A.	25/07/2014	
	MERIT SECURITIES S.A	20/03/2017	
	NATIONAL SECURITIES S.A	15/01/2013	
	PIRAEUS SECURITIES S.A.	04/05/2015	
OTE (CR)			
	ALPHA FINANCE INVESTMENT SERVICES S.A.	08/01/2013	Main Market
	EUROBANK EQUITIES INVESTMENT FIRM S.A	24/10/2012	
	HELLENIC-AMERICAN SECURITIES S.A.	25/07/2014	
	LEON DEPOLAS SECURITIES S.A.	01/04/2019	
	MERIT SECURITIES S.A	20/03/2017	
	NATIONAL SECURITIES S.A	01/12/2012	
	PIRAEUS SECURITIES S.A.	08/09/2013	
P.P.A. S.A. (CR)			
	EUROBANK EQUITIES INVESTMENT FIRM S.A	06/02/2019	Main Market
PAPOUTSANIS (CR)			
	ALPHA FINANCE INVESTMENT SERVICES S.A.	19/11/2018	Main Market
	BETA SECURITIES S.A.	25/11/2013	
PETROPOULOS PETROS (CR)			
	EUROBANK EQUITIES INVESTMENT FIRM S.A	01/04/2019	Main Market
PIRAEUS BANK (CR)			
	ALPHA FINANCE INVESTMENT SERVICES S.A.	15/04/2019	Main Market
	EUROBANK EQUITIES INVESTMENT FIRM S.A	23/10/2012	
	EUROXX SECURITIES S.A.	15/02/2016	
	HELLENIC-AMERICAN SECURITIES S.A.	14/01/2019	
	MERIT SECURITIES S.A	16/09/2013	
	NATIONAL SECURITIES S.A	02/06/2013	
	PIRAEUS SECURITIES S.A.	16/02/2013	
PLAISIO COMPUTERS SA (CR)			
	BETA SECURITIES S.A.	05/05/2014	Main Market
	EUROBANK EQUITIES INVESTMENT FIRM S.A	02/03/2015	
PPC (CR)			
	ALPHA FINANCE INVESTMENT SERVICES S.A.	08/01/2013	Main Market
	ALPHA FINANCE INVESTMENT SERVICES S.A.	23/07/2018	
	EUROBANK EQUITIES INVESTMENT FIRM S.A	23/10/2012	
	MERIT SECURITIES S.A	06/11/2017	
	NATIONAL SECURITIES S.A	26/03/2013	
	PIRAEUS SECURITIES S.A.	28/09/2013	
PROFILE SA (CR)			
	PANTELAKIS SECURITIES S.A.	01/07/2019	Main Market
QUALITY & RELIABILITY SA (CR)			
	BETA SECURITIES S.A.	20/08/2014	Main Market
QUEST HOLDINGS (CR)			
	BETA SECURITIES S.A.	26/03/2018	Main Market
	EUROBANK EQUITIES INVESTMENT FIRM S.A	28/01/2019	
S.KANAKIS SA (CR)			
	BETA SECURITIES S.A.	01/10/2013	Main Market
	BETA SECURITIES S.A.	26/03/2009	
THRACE PLASTICS SA (CR)			
	ALPHA FINANCE INVESTMENT SERVICES S.A.	26/03/2018	Main Market
	EUROBANK EQUITIES INVESTMENT FIRM S.A	26/03/2018	
TITAN CEMENT (CR)			
	EUROBANK EQUITIES INVESTMENT FIRM S.A	12/03/2019	Main Market
	NATIONAL SECURITIES S.A	17/02/2014	
	PANTELAKIS SECURITIES S.A.	14/03/2019	
	PIRAEUS SECURITIES S.A.	04/05/2015	
VIOHALCO SA/IV (CB)			
	ALPHA FINANCE INVESTMENT SERVICES S.A.	17/02/2014	Main Market
	EUROBANK EQUITIES INVESTMENT FIRM S.A	01/01/2017	
	MERIT SECURITIES S.A	17/03/2014	

Underlying Asset				Derivatives Market													
Price max	Price min	Closing price	change	Delivery Month	Open price	Price max	Price min	Last price	Closing price	Last Bid	Last Ask	Fixing price*	Life high	Life low	Trades	Volume	Open Interest
FTSE/Athex Large Cap				(Trade Unit: 1 Index Point x 2E, Cash Settlement)													
2,172.35	2,137.20	2,140.75	-0.48%	August 2019	2,165.50	2,195.00	2,155.00	2,155.00	2,155.00	---	---		2,271.00	---	297	1,113	15,578
				September 2019	2,180.00	2,193.25	2,161.50	2,161.50	2,161.50	---	---		2,200.00	---	28	319	249
				October 2019	---	---	---	---	2,162.00	---	---		---	---	---	---	---
				December 2019	---	---	---	---	2,169.50	---	---		---	---	---	---	---
				March 2020	---	---	---	---	2,180.50	---	---		---	---	---	---	---
				June 2020	---	---	---	---	2,191.25	---	---		---	---	---	---	---

Derivatives notes

Fixing prices and final open positions can be retrieved from the following path <http://www.helex.gr/el/web/guest/statistics-end-of-day-derivatives>

Underlying Asset				Derivatives Market													
Price max	Price min	Closing price	change	Delivery Month	Open price	Price max	Price min	Last price	Closing price	Last Bid	Last Ask	Fixing price*	Life high	Life low	Trades	Volume	Open Interest
ADMIE (IPTO) HOLDING S.A. (CR)				(Contract Size: 100 Securities, Physical Delivery)													
2.17	2.09	2.12	1.43%	September 2019	2.10	2.13	2.05	2.07	2.07	---	---	---	2.16	---	26	259	8,415
				December 2019	---	---	---	---	2.11	---	---	---	---	---	---	---	---
				March 2020	---	---	---	---	2.12	---	---	---	---	---	---	---	---
				June 2020	---	---	---	---	2.13	---	---	---	---	---	---	---	---
ALPHA BANK (CR)				(Contract Size: 100 Securities, Physical Delivery)													
1.667	1.58	1.593	-2.87%	September 2019	1.67	1.68	1.59	1.59	1.59	---	---	---	1.92	---	321	4,450	69,134
				December 2019	---	---	---	---	1.65	---	---	---	---	---	---	---	---
				March 2020	---	---	---	---	1.66	---	---	---	---	---	---	---	---
				June 2020	---	---	---	---	1.67	---	---	---	---	---	---	---	---
ATTICA BANK S.A. (CR)				(Contract Size: 100 Securities, Physical Delivery)													
0.4445	0.4	0.4	-8.15%	September 2019	0.445	0.445	0.405	0.405	0.405	---	---	---	0.616	---	14	113	7,958
				December 2019	---	---	---	---	0.439	---	---	---	---	---	---	---	---
				March 2020	---	---	---	---	0.441	---	---	---	---	---	---	---	---
				June 2020	---	---	---	---	0.444	---	---	---	---	---	---	---	---
CC HBC AG (CR)				(Contract Size: 100 Securities, Physical Delivery)													
30.67	30.25	30.5	0.20%	September 2019	30.40	30.73	30.40	30.70	30.70	---	---	---	33.35	---	8	23	408
				December 2019	---	---	---	---	30.70	---	---	---	---	---	---	---	---
				March 2020	---	---	---	---	30.85	---	---	---	---	---	---	---	---
				June 2020	---	---	---	---	31.01	---	---	---	---	---	---	---	---
CENERGY HOLDINGS (CB)				(Contract Size: 100 Securities, Physical Delivery)													
1.54	1.488	1.53	2.69%	September 2019	1.54	1.56	1.53	1.54	1.54	---	---	---	1.61	---	34	188	10,192
				December 2019	---	---	---	---	1.50	---	---	---	---	---	---	---	---
				March 2020	---	---	---	---	1.51	---	---	---	---	---	---	---	---
				June 2020	---	---	---	---	1.52	---	---	---	---	---	---	---	---
ELLAKTOR (CR)				(Contract Size: 100 Securities, Physical Delivery)													
2.07	1.98	1.98	-2.70%	September 2019	2.06	2.09	2.00	2.00	2.00	---	---	---	2.19	---	73	477	10,080
				December 2019	---	---	---	---	2.06	---	---	---	---	---	---	---	---
				March 2020	---	---	---	---	2.07	---	---	---	---	---	---	---	---
				June 2020	---	---	---	---	2.08	---	---	---	---	---	---	---	---
EUROBANK ERGASIAS (CR)				(Contract Size: 100 Securities, Physical Delivery)													
0.866	0.8255	0.84	-1.18%	September 2019	0.858	0.868	0.837	0.841	0.841	---	---	---	0.911	---	86	1,293	42,529
				December 2019	---	---	---	---	0.857	---	---	---	---	---	---	---	---
				March 2020	---	---	---	---	0.862	---	---	---	---	---	---	---	---
				June 2020	---	---	---	---	0.866	---	---	---	---	---	---	---	---

Derivatives notes

Fixing prices and final open positions can be retrieved from the following path <http://www.helex.gr/el/web/guest/statistics-end-of-day-derivatives>

Underlying Asset				Derivatives Market													
Price max	Price min	Closing price	change	Delivery Month	Open price	Price max	Price min	Last price	Closing price	Last Bid	Last Ask	Fixing price*	Life high	Life low	Trades	Volume	Open Interest
EYDAP S.A. (CR)				(Contract Size: 100 Securities, Physical Delivery)													
7.74	7.53	7.73	1.71%	September 2019	7.64	7.72	7.64	7.72	7.72	---	---	---	7.72	---	2	6	376
				December 2019	---	---	---	---	7.67	---	---	---	---	---	---	---	---
				March 2020	---	---	---	---	7.70	---	---	---	---	---	---	---	---
				June 2020	---	---	---	---	7.74	---	---	---	---	---	---	---	---
FOURLIS (CR)				(Contract Size: 100 Securities, Physical Delivery)													
5.55	5.4	5.5	0.00%	September 2019	---	---	---	---	5.52	---	---	---	5.83	---	---	---	495
				December 2019	---	---	---	---	5.55	---	---	---	---	---	---	---	---
				March 2020	---	---	---	---	5.57	---	---	---	---	---	---	---	---
				June 2020	---	---	---	---	5.60	---	---	---	---	---	---	---	---
GEK TERNA (CR)				(Contract Size: 100 Securities, Physical Delivery)													
6.12	5.91	6.11	1.83%	September 2019	6.12	6.17	6.02	6.11	6.11	---	---	---	6.35	---	16	68	8,753
				December 2019	---	---	---	---	6.05	---	---	---	6.27	---	---	---	1
				March 2020	---	---	---	---	6.08	---	---	---	---	---	---	---	---
				June 2020	---	---	---	---	6.11	---	---	---	---	---	---	---	---
HELLENIC EXCHANGES-A.S.E. (CR)				(Contract Size: 100 Securities, Physical Delivery)													
5	4.95	4.95	-0.50%	September 2019	5.05	5.05	4.98	5.00	5.00	---	---	---	5.24	---	8	52	3,811
				December 2019	---	---	---	---	5.02	---	---	---	---	---	---	---	---
				March 2020	---	---	---	---	5.04	---	---	---	---	---	---	---	---
				June 2020	---	---	---	---	5.07	---	---	---	---	---	---	---	---
HELLENIC PETROLEUM (CR)				(Contract Size: 100 Securities, Physical Delivery)													
9.36	8.98	9.16	2.58%	September 2019	9.05	9.40	9.05	9.22	9.22	---	---	---	9.40	---	52	200	2,200
				December 2019	---	---	---	---	9.01	---	---	---	---	---	---	---	---
				March 2020	---	---	---	---	9.05	---	---	---	---	---	---	---	---
				June 2020	---	---	---	---	9.10	---	---	---	---	---	---	---	---
INTRACOM HOLDINGS (CR)				(Contract Size: 100 Securities, Physical Delivery)													
1.12	1.072	1.072	0.19%	September 2019	1.14	1.15	1.09	1.09	1.09	---	---	---	1.15	---	22	212	3,437
				December 2019	---	---	---	---	1.08	---	---	---	---	---	---	---	---
				March 2020	---	---	---	---	1.08	---	---	---	---	---	---	---	---
				June 2020	---	---	---	---	1.09	---	---	---	---	---	---	---	---
INTRALOT (CR)				(Contract Size: 100 Securities, Physical Delivery)													
0.519	0.492	0.496	0.20%	September 2019	0.516	0.520	0.502	0.502	0.502	---	---	---	0.541	---	29	245	4,654
				December 2019	---	---	---	---	0.499	---	---	---	---	---	---	---	---
				March 2020	---	---	---	---	0.502	---	---	---	---	---	---	---	---
				June 2020	---	---	---	---	0.504	---	---	---	---	---	---	---	---

Derivatives notes

Fixing prices and final open positions can be retrieved from the following path <http://www.helex.gr/el/web/guest/statistics-end-of-day-derivatives>

Underlying Asset				Derivatives Market													
Price max	Price min	Closing price	change	Delivery Month	Open price	Price max	Price min	Last price	Closing price	Last Bid	Last Ask	Fixing price*	Life high	Life low	Trades	Volume	Open Interest
JUMBO SA (CR)				(Contract Size: 100 Securities, Physical Delivery)													
17.89	17.5	17.73	-0.39%	September 2019	17.76	17.76	17.76	17.76	17.76	---	---	---	18.80	---	2	2	411
				December 2019	---	---	---	---	17.95	---	---	---	16.75	---	---	---	13
				March 2020	---	---	---	---	18.04	---	---	---	---	---	---	---	---
				June 2020	---	---	---	---	18.13	---	---	---	---	---	---	---	---
LAMDA DEVELOPMENT SA (CR)				(Contract Size: 100 Securities, Physical Delivery)													
9.7	9.39	9.4	-0.32%	September 2019	9.66	9.71	9.46	9.48	9.48	---	---	---	10.15	---	22	66	2,722
				December 2019	---	---	---	---	9.51	---	---	---	---	---	---	---	---
				March 2020	---	---	---	---	9.56	---	---	---	---	---	---	---	---
				June 2020	---	---	---	---	9.61	---	---	---	---	---	---	---	---
MARFIN INVESTMENT GROUP (CR)				(Contract Size: 100 Securities, Physical Delivery)													
0.1412	0.136	0.136	-2.16%	September 2019	0.144	0.145	0.138	0.138	0.138	---	---	---	0.153	---	53	846	89,913
				December 2019	---	---	---	---	0.140	---	---	---	---	---	---	---	---
				March 2020	---	---	---	---	0.141	---	---	---	---	---	---	---	---
				June 2020	---	---	---	---	0.142	---	---	---	---	---	---	---	---
MOTOR OIL (CR)				(Contract Size: 100 Securities, Physical Delivery)													
22.62	22.16	22.22	-0.36%	September 2019	22.71	22.71	22.41	22.43	22.43	---	---	---	24.27	---	10	32	268
				December 2019	---	---	---	---	22.49	---	---	---	---	---	---	---	---
				March 2020	---	---	---	---	22.60	---	---	---	---	---	---	---	---
				June 2020	---	---	---	---	22.72	---	---	---	---	---	---	---	---
MYTILINEOS HOLDINGS (CR)				(Contract Size: 100 Securities, Physical Delivery)													
11.43	11.1	11.11	-1.33%	September 2019	11.45	11.45	11.13	11.20	11.20	---	---	---	11.45	---	104	455	10,003
				December 2019	---	---	---	---	11.36	---	---	---	---	---	---	---	---
				March 2020	---	---	---	---	11.41	---	---	---	---	---	---	---	---
				June 2020	---	---	---	---	11.47	---	---	---	---	---	---	---	---
NATIONAL BANK (CR)				(Contract Size: 100 Securities, Physical Delivery)													
2.4	2.305	2.334	-1.10%	September 2019	2.38	2.41	2.30	2.30	2.30	---	---	---	2.57	---	412	5,420	58,533
				December 2019	---	---	---	---	2.38	---	---	---	---	---	---	---	---
				March 2020	---	---	---	---	2.39	---	---	---	---	---	---	---	---
				June 2020	---	---	---	---	2.40	---	---	---	---	---	---	---	---
OPAP (CR)				(Contract Size: 100 Securities, Physical Delivery)													
10	9.9	9.95	0.20%	September 2019	9.99	10.04	9.97	9.98	9.98	---	---	---	10.27	---	28	78	4,627
				December 2019	---	---	---	---	10.01	---	---	---	---	---	---	---	---
				March 2020	---	---	---	---	10.07	---	---	---	---	---	---	---	---
				June 2020	---	---	---	---	10.12	---	---	---	---	---	---	---	---

Derivatives notes

Fixing prices and final open positions can be retrieved from the following path <http://www.helex.gr/el/web/guest/statistics-end-of-day-derivatives>

Underlying Asset				Derivatives Market													
Price max	Price min	Closing price	change	Delivery Month	Open price	Price max	Price min	Last price	Closing price	Last Bid	Last Ask	Fixing price*	Life high	Life low	Trades	Volume	Open Interest
O.T.E. (CR)				(Contract Size: 100 Securities, Physical Delivery)													
12.5	12.38	12.38	-0.16%	September 2019	12.50	12.59	12.44	12.44	12.44	---	---	---	12.90	---	36	287	3,079
				December 2019	---	---	---	---	12.51	---	---	---	---	---	---	---	---
				March 2020	---	---	---	---	12.57	---	---	---	---	---	---	---	---
				June 2020	---	---	---	---	12.63	---	---	---	---	---	---	---	---
P.P.A. S.A. (CR)				(Contract Size: 100 Securities, Physical Delivery)													
23.95	23.55	23.8	0.42%	September 2019	23.90	23.95	23.76	23.76	23.76	---	---	---	23.95	---	4	6	748
				December 2019	---	---	---	---	23.90	---	---	---	22.97	---	---	---	10
				March 2020	---	---	---	---	24.02	---	---	---	---	---	---	---	---
				June 2020	---	---	---	---	24.14	---	---	---	---	---	---	---	---
PIRAEUS BANK (CR)				(Contract Size: 100 Securities, Physical Delivery)													
2.868	2.648	2.65	-5.36%	September 2019	2.86	2.88	2.65	2.66	2.66	---	---	---	3.33	---	283	2,516	24,874
				December 2019	---	---	---	---	2.82	---	---	---	---	---	---	---	---
				March 2020	---	---	---	---	2.84	---	---	---	---	---	---	---	---
				June 2020	---	---	---	---	2.85	---	---	---	---	---	---	---	---
PPC (CR)				(Contract Size: 100 Securities, Physical Delivery)													
2.42	2.332	2.37	6.76%	September 2019	2.29	2.43	2.29	2.36	2.36	---	---	---	2.64	---	431	3,409	21,674
				December 2019	---	---	---	---	2.24	---	---	---	---	---	---	---	---
				March 2020	---	---	---	---	2.25	---	---	---	---	---	---	---	---
				June 2020	---	---	---	---	2.26	---	---	---	---	---	---	---	---
TERNA ENERGY (CR)				(Contract Size: 100 Securities, Physical Delivery)													
7.3	7.18	7.2	-0.28%	September 2019	7.29	7.29	7.27	7.27	7.27	---	---	---	7.50	---	7	10	5,286
				December 2019	---	---	---	---	7.28	---	---	---	1.42	---	---	---	---
				March 2020	---	---	---	---	7.32	---	---	---	---	---	---	---	---
				June 2020	---	---	---	---	7.35	---	---	---	---	---	---	---	---
VIOHALCO SA/NV (CB)				(Contract Size: 100 Securities, Physical Delivery)													
4.23	4.12	4.14	-0.60%	September 2019	4.20	4.27	4.17	4.19	4.19	---	---	---	4.45	---	46	141	5,613
				December 2019	---	---	---	---	4.20	---	---	---	---	---	---	---	---
				March 2020	---	---	---	---	4.22	---	---	---	---	---	---	---	---
				June 2020	---	---	---	---	4.24	---	---	---	---	---	---	---	---

Derivatives notes

Fixing prices and final open positions can be retrieved from the following path <http://www.helex.gr/el/web/guest/statistics-end-of-day-derivatives>

FTSE/Athex Large Cap

(Trade Unit: 1 Index Point x 2€ - Exercise Style: European, Cash Settlement)

Call Options																Put Options																				
August 2019								September 2019								Other Months		August 2019								September 2019								Other Months		Exer Price
Exer Price	Open price	Price max	Price min	Last price	Closing price	Volume	Open Interest	Open price	Price max	Price min	Last price	Closing price	Volume	Open Interest	Volume	Open Interest	Open price	Price max	Price min	Last price	Closing price	Volume	Open Interest	Open price	Price max	Price min	Last price	Closing price	Volume	Open Interest	Volume	Open Interest	Exer Price			
1,425	-	-	-	-	-	-	-	0.00	0.00	0.00	-	745.00	-	-	-	-	-	-	-	-	-	-	-	0.00	0.00	0.00	-	0.01	-	-	-	-	1,425			
1,450	-	-	-	-	-	-	-	0.00	0.00	0.00	-	720.00	-	-	-	-	-	-	-	-	-	-	-	0.00	0.00	0.00	-	0.01	-	-	-	-	1,450			
1,475	-	-	-	-	-	-	-	0.00	0.00	0.00	-	695.00	-	-	-	-	-	-	-	-	-	-	-	0.00	0.00	0.00	-	0.01	-	-	-	-	1,475			
1,500	-	-	-	-	-	-	-	0.00	0.00	0.00	-	670.00	-	-	-	-	-	-	-	-	-	-	-	0.00	0.00	0.00	-	0.01	-	-	-	-	1,500			
1,525	-	-	-	-	-	-	-	0.00	0.00	0.00	-	645.00	-	-	-	-	-	-	-	-	-	-	-	0.00	0.00	0.00	-	0.01	-	-	-	-	1,525			
1,550	-	-	-	-	-	-	-	0.00	0.00	0.00	-	621.00	-	-	-	-	-	-	-	-	-	-	-	0.00	0.00	0.00	-	0.01	-	-	-	-	1,550			
1,575	-	-	-	-	-	-	-	0.00	0.00	0.00	-	596.00	-	-	-	-	-	-	-	-	-	-	-	0.00	0.00	0.00	-	0.02	-	-	-	-	1,575			
1,600	-	-	-	-	-	-	-	0.00	0.00	0.00	-	571.00	-	-	-	-	-	-	-	-	-	-	-	0.00	0.00	0.00	-	0.04	-	-	-	-	1,600			
1,625	-	-	-	-	-	-	-	0.00	0.00	0.00	-	546.00	-	-	-	-	-	-	-	-	-	-	-	0.00	0.00	0.00	-	0.08	-	-	-	-	1,625			
1,650	-	-	-	-	-	-	-	0.00	0.00	0.00	-	521.00	-	-	-	-	-	-	-	-	-	-	-	0.00	0.00	0.00	-	0.14	-	-	-	-	1,650			
1,675	-	-	-	-	-	-	-	0.00	0.00	0.00	-	496.00	-	-	-	-	-	-	-	-	-	-	-	0.00	0.00	0.00	-	0.23	-	-	-	-	1,675			
1,700	-	-	-	-	-	-	-	0.00	0.00	0.00	-	471.00	-	-	-	-	-	-	-	-	-	-	-	0.00	0.00	0.00	-	0.37	-	-	-	-	1,700			
1,725	0.00	0.00	0.00	-	451.00	-	-	0.00	0.00	0.00	-	447.00	-	-	-	-	0.00	0.00	0.00	-	0.01	-	-	0.00	0.00	0.00	-	0.58	-	-	-	-	1,725			
1,750	0.00	0.00	0.00	-	426.00	-	-	0.00	0.00	0.00	-	422.00	-	-	-	-	0.00	0.00	0.00	-	0.01	-	-	0.00	0.00	0.00	-	0.90	-	-	-	-	1,750			
1,775	0.00	0.00	0.00	-	401.00	-	-	0.00	0.00	0.00	-	398.00	-	-	-	-	0.00	0.00	0.00	-	0.03	-	-	0.00	0.00	0.00	-	1.40	-	-	-	-	1,775			
1,800	0.00	0.00	0.00	-	376.00	-	-	0.00	0.00	0.00	-	373.00	-	-	-	-	0.00	0.00	0.00	-	0.07	-	-	0.00	0.00	0.00	-	2.00	-	-	-	-	1,800			
1,825	0.00	0.00	0.00	-	352.00	-	-	0.00	0.00	0.00	-	349.00	-	-	-	-	0.00	0.00	0.00	-	0.14	-	-	0.00	0.00	0.00	-	2.90	-	-	-	-	1,825			
1,850	0.00	0.00	0.00	-	327.00	-	-	0.00	0.00	0.00	-	326.00	-	-	-	-	0.00	0.00	0.00	-	0.27	-	-	0.00	0.00	0.00	-	4.10	-	-	-	-	1,850			
1,875	0.00	0.00	0.00	-	302.00	-	-	0.00	0.00	0.00	-	302.00	-	-	-	-	0.00	0.00	0.00	-	0.50	-	-	0.00	0.00	0.00	-	5.70	-	-	-	-	1,875			
1,900	0.00	0.00	0.00	-	277.00	-	-	0.00	0.00	0.00	-	280.00	-	-	-	-	0.00	0.00	0.00	-	0.89	-	-	0.00	0.00	0.00	-	7.70	-	-	-	-	1,900			
1,925	0.00	0.00	0.00	-	253.00	-	-	0.00	0.00	0.00	-	257.00	-	-	-	-	0.00	0.00	0.00	-	1.50	-	-	0.00	0.00	0.00	-	10.25	-	-	-	-	1,925			
1,950	0.00	0.00	0.00	-	229.00	-	-	0.00	0.00	0.00	-	236.00	-	-	-	-	0.00	0.00	0.00	-	2.50	-	-	0.00	0.00	0.00	-	13.75	-	-	-	-	1,950			
1,975	0.00	0.00	0.00	-	206.00	-	-	0.00	0.00	0.00	-	215.00	-	-	-	-	0.00	0.00	0.00	-	4.00	-	-	0.00	0.00	0.00	-	17.75	-	-	-	-	1,975			
2,000	0.00	0.00	0.00	-	183.00	-	-	0.00	0.00	0.00	-	195.00	-	-	-	-	0.00	0.00	0.00	-	6.20	-	-	0.00	0.00	0.00	-	22.50	-	-	-	-	2,000			
2,050	0.00	0.00	0.00	-	140.00	-	20	0.00	0.00	0.00	-	157.00	-	-	-	-	14.00	0.00	13.00	13.00	13.00	50	67	0.00	0.00	0.00	-	35.00	-	-	-	-	2,050			
2,100	0.00	0.00	0.00	-	102.00	-	20	0.00	0.00	0.00	-	124.00	-	-	-	-	25.00	0.00	25.00	25.00	25.00	40	82	49.50	50.50	49.50	50.00	50.00	60	-	-	-	2,100			
2,150	0.00	0.00	0.00	-	70.50	-	105	0.00	0.00	0.00	-	96.00	-	-	-	-	34.00	0.00	34.00	48.00	48.00	103	246	0.00	0.00	0.00	-	73.00	-	-	-	-	2,150			
2,200	0.00	0.00	0.00	-	46.25	-	89	73.50	73.50	73.50	73.50	73.50	20	-	-	-	57.00	0.00	57.00	75.00	75.00	20	180	96.00	96.00	96.00	96.00	96.00	20	-	-	-	2,200			
2,250	32.50	34.50	20.25	20.25	20.25	87	464	52.50	54.00	51.00	51.00	51.00	41	-	-	-	103.00	34.50	103.00	103.00	103.00	60	40	127.00	127.00	125.00	126.00	126.00	60	-	-	-	2,250			
2,300	11.00	11.00	11.00	11.00	11.00	1	149	0.00	0.00	0.00	-	38.00	-	-	-	-	0.00	11.00	0.00	-	139.00	-	-	0.00	0.00	0.00	-	165.00	-	-	-	-	2,300			
2,350	0.00	0.00	0.00	-	8.80	-	46	0.00	0.00	0.00	-	26.50	-	-	-	-	0.00	0.00	0.00	-	181.00	-	-	0.00	0.00	0.00	-	203.00	-	-	-	-	2,350			
2,400	0.00	0.00	0.00	-	4.40	-	-	0.00	0.00	0.00	-	18.00	-	-	-	-	0.00	0.00	0.00	-	227.00	-	-	0.00	0.00	0.00	-	244.00	-	-	-	-	2,400			
2,450	0.00	0.00	0.00	-	2.10	-	-	0.00	0.00	0.00	-	12.00	-	-	-	-	0.00	0.00	0.00	-	275.00	-	-	0.00	0.00	0.00	-	288.00	-	-	-	-	2,450			
2,500	0.00	0.00	0.00	-	0.93	-	-	0.00	0.00	0.00	-	7.70	-	-	-	-	0.00	0.00	0.00	-	323.00	-	-	0.00	0.00	0.00	-	334.00	-	-	-	-	2,500			
Totals:						88	893							61	0	0	0							273	615							140	0	0	0	
Number of Trades:						10							4	0							21							7	0							

ALPHA BANK (CR)

(Contract Size: 100 Securities, Exercise Style: American, Physical Delivery)

Call Options																Put Options																		
Exercise Price	August 2019						September 2019						Other Months		August 2019						September 2019						Other Months		Exercise Price					
	Open price	Price max	Price min	Last price	Closing price	Volume	Open Interest	Open price	Price max	Price min	Last price	Closing price	Volume	Open Interest	Volume	Open Interest	Open price	Price max	Price min	Last price	Closing price	Volume	Open Interest	Open price	Price max	Price min	Last price	Closing price		Volume	Open Interest	Volume	Open Interest	
0.600						-	-	0.000	0.000	0.000		1.04	-	-								-	-	0.000	0.000	0.000		0.001	-	-			0.006	
0.650						-	-	0.000	0.000	0.000		0.992	-	-								-	-	0.000	0.000	0.000		0.001	-	-			0.007	
0.700						-	-	0.000	0.000	0.000		0.942	-	-								-	-	0.000	0.000	0.000		0.001	-	-			0.007	
0.750						-	-	0.000	0.000	0.000		0.893	-	-								-	-	0.000	0.000	0.000		0.002	-	-			0.008	
0.800						-	-	0.000	0.000	0.000		0.843	-	-								-	-	0.000	0.000	0.000		0.003	-	-			0.008	
0.850	0.000	0.000	0.000		0.791	-	-	0.000	0.000	0.000		0.793	-	-			0.000	0.000	0.000		0.001	-	-	0.000	0.000	0.000		0.001	-	-			0.009	
0.900	0.000	0.000	0.000		0.741	-	-	0.000	0.000	0.000		0.743	-	-			0.000	0.000	0.000		0.002	-	-	0.000	0.000	0.000		0.002	-	-			0.009	
0.950	0.000	0.000	0.000		0.691	-	-	0.000	0.000	0.000		0.694	-	-			0.000	0.000	0.000		0.003	-	-	0.000	0.000	0.000		0.001	-	-			0.010	
1.000	0.000	0.000	0.000		0.642	-	-	0.000	0.000	0.000		0.644	-	-			0.000	0.000	0.000		0.001	-	-	0.000	0.000	0.000		0.001	-	-			0.010	
1.100	0.000	0.000	0.000		0.542	-	-	0.000	0.000	0.000		0.548	-	-			0.000	0.000	0.000		0.002	-	-	0.000	0.000	0.000		0.004	-	-			0.011	
1.200	0.000	0.000	0.000		0.443	-	-	0.000	0.000	0.000		0.454	-	-			0.000	0.000	0.000		0.001	-	-	0.000	0.000	0.000		0.010	-	-			0.012	
1.300	0.000	0.000	0.000		0.347	-	-	0.000	0.000	0.000		0.368	-	-			0.000	0.000	0.000		0.005	-	-	0.000	0.000	0.000		0.023	-	-			0.013	
1.400	0.000	0.000	0.000		0.257	-	-	0.000	0.000	0.000		0.290	-	-			0.000	0.000	0.000		0.015	-	-	0.000	0.000	0.000		0.045	-	-			0.014	
1.500	0.000	0.000	0.000		0.180	-	-	0.000	0.000	0.000		0.222	-	-			0.000	0.000	0.000		0.037	-	-	0.000	0.000	0.000		0.077	-	-			0.015	
1.600	0.000	0.000	0.000		0.117	-	40	0.000	0.000	0.000		0.166	-	-			0.000	0.000	0.000		0.075	-	-	0.000	0.000	0.000		0.120	-	-			0.016	
1.700	0.000	0.000	0.000		0.071	-	-	0.000	0.000	0.000		0.121	-	50			0.000	0.000	0.000		0.129	-	-	0.000	0.000	0.000		0.175	-	-			0.017	
1.800	0.000	0.000	0.000		0.041	-	40	0.000	0.000	0.000		0.086	-	-			0.000	0.000	0.000		0.198	-	-	0.000	0.000	0.000		0.240	-	-			0.018	
1.900	0.000	0.000	0.000		0.022	-	10	0.000	0.000	0.000		0.060	-	-			0.000	0.000	0.000		0.279	-	-	0.000	0.000	0.000		0.314	-	-			0.019	
2.000	0.000	0.000	0.000		0.011	-	-	0.000	0.000	0.000		0.040	-	-			0.000	0.000	0.000		0.369	-	-	0.000	0.000	0.000		0.395	-	-			0.020	
2.200	0.000	0.000	0.000		0.002	-	-	0.000	0.000	0.000		0.018	-	-			0.000	0.000	0.000		0.561	-	-	0.000	0.000	0.000		0.573	-	-			0.022	
2.400	0.000	0.000	0.000		0.002	-	-	0.000	0.000	0.000		0.007	-	-			0.000	0.000	0.000		0.760	-	-	0.000	0.000	0.000		0.763	-	-			0.024	
2.600	0.000	0.000	0.000		0.001	-	-	0.000	0.000	0.000		0.003	-	-			0.000	0.000	0.000		0.960	-	-	0.000	0.000	0.000		0.960	-	-			0.026	
Totals:						0	90							0	50	0	0							0	0	0	0	0	0			0	0	
Number of Trades:						0							0	0	0							0.00							0	0			0	0

NATIONAL BANK (CR)

(Contract Size: 100 Securities, Exercise Style: American, Physical Delivery)

Call Options																Put Options																							
August 2019								September 2019								Other Months				August 2019								September 2019								Other Months			
Exercise Price	Open price	Price max	Price min	Last price	Closing price	Volume	Open Interest	Open price	Price max	Price min	Last price	Closing price	Volume	Open Interest	Volume	Open Interest	Open price	Price max	Price min	Last price	Closing price	Volume	Open Interest	Open price	Price max	Price min	Last price	Closing price	Volume	Open Interest	Volume	Open Interest	Exercise Price						
0.650						-	-	0.000	0.000	0.000		1.71	-	-										0.000	0.000	0.000		0.001	-	-			0.007						
0.700						-	-	0.000	0.000	0.000		1.66	-	-										0.000	0.000	0.000		0.001	-	-			0.007						
0.750						-	-	0.000	0.000	0.000		1.61	-	-										0.000	0.000	0.000		0.001	-	-			0.008						
0.800						-	-	0.000	0.000	0.000		1.56	-	-										0.000	0.000	0.000		0.002	-	-			0.008						
0.850						-	-	0.000	0.000	0.000		1.51	-	-										0.000	0.000	0.000		0.001	-	-			0.009						
0.900						-	-	0.000	0.000	0.000		1.46	-	-										0.000	0.000	0.000		0.001	-	-			0.009						
0.950						-	-	0.000	0.000	0.000		1.41	-	-										0.000	0.000	0.000		0.001	-	-			0.010						
1.000						-	-	0.000	0.000	0.000		1.36	-	-										0.000	0.000	0.000		0.001	-	-			0.010						
1.100						-	-	0.000	0.000	0.000		1.26	-	-										0.000	0.000	0.000		0.001	-	-			0.011						
1.200						-	-	0.000	0.000	0.000		1.16	-	-										0.000	0.000	0.000		0.001	-	-			0.012						
1.300						-	-	0.000	0.000	0.000		1.06	-	-										0.000	0.000	0.000		0.001	-	-			0.013						
1.400						-	-	0.000	0.000	0.000		0.966	-	-										0.000	0.000	0.000		0.001	-	-			0.014						
1.500	0.000	0.000	0.000		0.862	-	-	0.000	0.000	0.000		0.867	-	-			0.000	0.000	0.000		0.001	-	-	0.000	0.000	0.000		0.002	-	-			0.015						
1.600	0.000	0.000	0.000		0.763	-	-	0.000	0.000	0.000		0.771	-	-			0.000	0.000	0.000		0.001	-	-	0.000	0.000	0.000		0.005	-	-			0.016						
1.700	0.000	0.000	0.000		0.664	-	-	0.000	0.000	0.000		0.677	-	-			0.000	0.000	0.000		0.001	-	-	0.000	0.000	0.000		0.011	-	-			0.017						
1.800	0.000	0.000	0.000		0.566	-	-	0.000	0.000	0.000		0.587	-	-			0.000	0.000	0.000		0.003	-	-	0.000	0.000	0.000		0.020	-	-			0.018						
1.900	0.000	0.000	0.000		0.471	-	-	0.000	0.000	0.000		0.502	-	-			0.000	0.000	0.000		0.008	-	-	0.000	0.000	0.000		0.035	-	-			0.019						
2.000	0.000	0.000	0.000		0.381	-	-	0.000	0.000	0.000		0.423	-	20			0.000	0.000	0.000		0.018	-	-	0.000	0.000	0.000		0.056	-	-			0.020						
2.200	0.000	0.000	0.000		0.227	-	-	0.000	0.000	0.000		0.288	-	-			0.000	0.000	0.000		0.063	-	-	0.000	0.000	0.000		0.120	-	-			0.022						
2.400	0.000	0.000	0.000		0.117	-	-	0.000	0.000	0.000		0.186	-	10			0.000	0.000	0.000		0.154	-	-	0.000	0.000	0.000		0.218	-	-			0.024						
2.600	0.000	0.000	0.000		0.053	-	10	0.000	0.000	0.000		0.114	-	20			0.000	0.000	0.000		0.289	-	-	0.000	0.000	0.000		0.346	-	-			0.026						
2.800	0.000	0.000	0.000		0.020	-	-	0.000	0.000	0.000		0.066	-	-			0.000	0.000	0.000		0.457	-	-	0.000	0.000	0.000		0.498	-	-			0.028						
3.000	0.000	0.000	0.000		0.007	-	-	0.000	0.000	0.000		0.037	-	-			0.000	0.000	0.000		0.644	-	-	0.000	0.000	0.000		0.669	-	-			0.030						
3.200	0.000	0.000	0.000		0.002	-	-	0.000	0.000	0.000		0.020	-	-			0.000	0.000	0.000		0.840	-	-	0.000	0.000	0.000		0.853	-	-			0.032						
3.400	0.000	0.000	0.000		0.001	-	-	0.000	0.000	0.000		0.010	-	-			0.000	0.000	0.000		1.04	-	-	0.000	0.000	0.000		1.04	-	-			0.034						
Totals:						0	10						0	50	0	0						0	0					0	154	0	0								
Number of Trades:						0							0		0							0.00						0		0									

OPAP (CR)

(Contract Size: 100 Securities, Exercise Style: American, Physical Delivery)

Exercise Price	Call Options														Put Options																		
	August 2019							September 2019							Other Months		August 2019							September 2019							Other Months		Exercise Price
	Open price	Price max	Price min	Last price	Closing price	Volume	Open Interest	Open price	Price max	Price min	Last price	Closing price	Volume	Open Interest	Volume	Open Interest	Open price	Price max	Price min	Last price	Closing price	Volume	Open Interest	Open price	Price max	Price min	Last price	Closing price	Volume	Open Interest	Volume	Open Interest	
5.600					-	-	0.000	0.000	0.000		4.35	-	-								-	-	0.000	0.000	0.000		0.001	-	-			0.056	
6.000					-	-	0.000	0.000	0.000		3.95	-	-								-	-	0.000	0.000	0.000		0.001	-	-			0.060	
6.400	0.000	0.000	0.000		3.54	-	-	0.000	0.000	0.000		3.55	-	-			0.000	0.000	0.000		0.002	-	-	0.000	0.000	0.000		0.004	-	-			0.064
6.800	0.000	0.000	0.000		3.14	-	-	0.000	0.000	0.000		3.15	-	-			0.000	0.000	0.000		0.002	-	-	0.000	0.000	0.000		0.001	-	-			0.068
7.200	0.000	0.000	0.000		2.74	-	-	0.000	0.000	0.000		2.76	-	-			0.000	0.000	0.000		0.005	-	-	0.000	0.000	0.000		0.001	-	-			0.072
7.600	0.000	0.000	0.000		2.34	-	-	0.000	0.000	0.000		2.36	-	-			0.000	0.000	0.000		0.002	-	-	0.000	0.000	0.000		0.001	-	-			0.076
8.000	0.000	0.000	0.000		1.94	-	-	0.000	0.000	0.000		1.96	-	-			0.000	0.000	0.000		0.001	-	-	0.000	0.000	0.000		0.002	-	-			0.080
8.400	0.000	0.000	0.000		1.54	-	-	0.000	0.000	0.000		1.57	-	-			0.000	0.000	0.000		0.001	-	-	0.000	0.000	0.000		0.010	-	-			0.084
8.800	0.000	0.000	0.000		1.15	-	-	0.000	0.000	0.000		1.20	-	-			0.000	0.000	0.000		0.005	-	-	0.000	0.000	0.000		0.035	-	-			0.088
9.200	0.000	0.000	0.000		0.773	-	-	0.000	0.000	0.000		0.854	-	-			0.000	0.000	0.000		0.029	-	50	0.000	0.000	0.000		0.093	-	-			0.092
9.600	0.000	0.000	0.000		0.449	-	5	0.000	0.000	0.000		0.569	-	-			0.000	0.000	0.000		0.104	-	-	0.000	0.000	0.000		0.207	-	-			0.096
10.000	0.000	0.000	0.000		0.218	-	54	0.000	0.000	0.000		0.348	-	-			0.000	0.000	0.000		0.274	-	-	0.000	0.000	0.000		0.386	-	-			0.100
11.000	0.000	0.000	0.000		0.013	-	2	0.000	0.000	0.000		0.068	-	-			0.000	0.000	0.000		1.07	-	-	0.000	0.000	0.000		1.11	-	-			0.110
12.000	0.000	0.000	0.000		0.003	-	-	0.000	0.000	0.000		0.008	-	-			0.000	0.000	0.000		2.07	-	-	0.000	0.000	0.000		2.07	-	-			0.120
13.000	0.000	0.000	0.000		0.001	-	-	0.000	0.000	0.000		0.001	-	-			0.000	0.000	0.000		3.07	-	-	0.000	0.000	0.000		3.07	-	-			0.130
14.000	0.000	0.000	0.000		0.006	-	-	0.000	0.000	0.000		0.002	-	-			0.000	0.000	0.000		4.07	-	-	0.000	0.000	0.000		4.07	-	-			0.140
15.000	0.000	0.000	0.000		0.001	-	-	0.000	0.000	0.000		0.012	-	-			0.000	0.000	0.000		5.07	-	-	0.000	0.000	0.000		5.07	-	-			0.150
Totals:					0		61					0		0		0					0		50				0		0		0		0
Number of Trades:					0							0				0					0.00						0				0		0

OTE (CR)

(Contract Size: 100 Securities, Exercise Style: American, Physical Delivery)

Exercise Price	Call Options														Put Options																								
	August 2019							September 2019							Other Months		August 2019							September 2019							Other Months		Exercise Price						
	Open price	Price max	Price min	Last price	Closing price	Volume	Open Interest	Open price	Price max	Price min	Last price	Closing price	Volume	Open Interest	Volume	Open Interest	Open price	Price max	Price min	Last price	Closing price	Volume	Open Interest	Open price	Price max	Price min	Last price	Closing price	Volume	Open Interest	Volume	Open Interest							
7.600						-	-	0.000	0.000	0.000		4.83	-	-			-	-	0.000	0.000	0.000		0.001	-	-			0.000	0.000	0.000		0.001		-	-			0.076	
8.000						-	-	0.000	0.000	0.000		4.43	-	-			-	-	0.000	0.000	0.000		0.001	-	-			0.000	0.000	0.000		0.001	-	-			0.080		
8.400	0.000	0.000	0.000		4.01	-	-	0.000	0.000	0.000		4.03	-	-			0.000	0.000	0.000		0.001	-	-			0.000	0.000	0.000		0.001	-	-			0.084				
8.800	0.000	0.000	0.000		3.61	-	-	0.000	0.000	0.000		3.63	-	-			0.000	0.000	0.000		0.001	-	-			0.000	0.000	0.000		0.004	-	-			0.088				
9.200	0.000	0.000	0.000		3.21	-	-	0.000	0.000	0.000		3.23	-	-			0.000	0.000	0.000		0.001	-	-			0.000	0.000	0.000		0.001	-	-			0.092				
9.600	0.000	0.000	0.000		2.81	-	-	0.000	0.000	0.000		2.83	-	-			0.000	0.000	0.000		0.005	-	-			0.000	0.000	0.000		0.001	-	-			0.096				
10.000	0.000	0.000	0.000		2.42	-	-	0.000	0.000	0.000		2.44	-	-			0.000	0.000	0.000		0.001	-	-			0.000	0.000	0.000		0.004	-	-			0.100				
11.000	0.000	0.000	0.000		1.43	-	-	0.000	0.000	0.000		1.49	-	-			0.000	0.000	0.000		0.008	-	-			0.000	0.000	0.000		0.054	-	-			0.110				
12.000	0.000	0.000	0.000		0.565	-	-	0.000	0.000	0.000		0.721	-	-			0.000	0.000	0.000		0.147	-	-			0.000	0.000	0.000		0.281	-	-			0.120				
13.000	0.000	0.000	0.000		0.115	-	2	0.000	0.000	0.000		0.259	-	-			0.000	0.000	0.000		0.698	-	-			0.000	0.000	0.000		0.820	-	-			0.130				
14.000	0.000	0.000	0.000		0.010	-	-	0.000	0.000	0.000		0.068	-	-			0.000	0.000	0.000		1.60	-	-			0.000	0.000	0.000		1.64	-	-			0.140				
15.000	0.000	0.000	0.000		0.001	-	-	0.000	0.000	0.000		0.012	-	-			0.000	0.000	0.000		2.60	-	-			0.000	0.000	0.000		2.60	-	-			0.150				
16.000	0.000	0.000	0.000		0.001	-	-	0.000	0.000	0.000		0.002	-	-			0.000	0.000	0.000		3.60	-	-			0.000	0.000	0.000		3.60	-	-			0.160				
17.000	0.000	0.000	0.000		0.001	-	-	0.000	0.000	0.000		0.001	-	-			0.000	0.000	0.000		4.60	-	-			0.000	0.000	0.000		4.60	-	-			0.170				
18.000	0.000	0.000	0.000		0.001	-	-	0.000	0.000	0.000		0.001	-	-			0.000	0.000	0.000		5.60	-	-			0.000	0.000	0.000		5.60	-	-			0.180				
Totals:						0	2						0	0							0	0														0	0	0	0
Number of Trades:							0						0	0							0.00																0	0	

PIRAEUS BANK (CR)

(Contract Size: 100 Securities, Exercise Style: American, Physical Delivery)

Call Options																	Put Options															
Exercise Price	August 2019						September 2019						Other Months		August 2019						September 2019						Other Months		Exercise Price			
	Open price	Price max	Price min	Last price	Closing price	Volume	Open Interest	Open price	Price max	Price min	Last price	Closing price	Volume	Open Interest	Volume	Open Interest	Open price	Price max	Price min	Last price	Closing price	Volume	Open Interest	Open price	Price max	Price min	Last price	Closing price		Volume	Open Interest	Volume
0.300						-	-	0.000	0.000	0.000		2.50	-	-							0.000	0.000	0.000		0.001	-	-					0.003
0.350						-	-	0.000	0.000	0.000		2.45	-	-							0.000	0.000	0.000		0.001	-	-					0.004
0.400						-	-	0.000	0.000	0.000		2.40	-	-							0.000	0.000	0.000		0.001	-	-					0.004
0.450						-	-	0.000	0.000	0.000		2.35	-	-							0.000	0.000	0.000		0.001	-	-					0.005
0.500						-	-	0.000	0.000	0.000		2.30	-	-							0.000	0.000	0.000		0.001	-	-					0.005
0.550						-	-	0.000	0.000	0.000		2.25	-	-							0.000	0.000	0.000		0.001	-	-					0.006
0.600						-	-	0.000	0.000	0.000		2.20	-	-							0.000	0.000	0.000		0.001	-	-					0.006
0.650						-	-	0.000	0.000	0.000		2.15	-	-							0.000	0.000	0.000		0.001	-	-					0.007
0.700						-	-	0.000	0.000	0.000		2.10	-	-							0.000	0.000	0.000		0.001	-	-					0.007
0.750						-	-	0.000	0.000	0.000		2.05	-	-							0.000	0.000	0.000		0.001	-	-					0.008
0.800						-	-	0.000	0.000	0.000		2.00	-	-							0.000	0.000	0.000		0.002	-	-					0.008
0.850						-	-	0.000	0.000	0.000		1.95	-	-							0.000	0.000	0.000		0.003	-	-					0.009
0.900						-	-	0.000	0.000	0.000		1.90	-	-							0.000	0.000	0.000		0.001	-	-					0.009
0.950	0.000	0.000	0.000		1.85	-	-	0.000	0.000	0.000		1.85	-	-			0.000	0.000	0.000		0.003	-	-	0.000	0.000	0.000		0.001	-	-		0.010
1.000	0.000	0.000	0.000		1.80	-	-	0.000	0.000	0.000		1.80	-	-			0.000	0.000	0.000		0.005	-	-	0.000	0.000	0.000		0.001	-	-		0.010
1.100	0.000	0.000	0.000		1.70	-	-	0.000	0.000	0.000		1.70	-	-			0.000	0.000	0.000		0.001	-	-	0.000	0.000	0.000		0.001	-	-		0.011
1.200	0.000	0.000	0.000		1.60	-	-	0.000	0.000	0.000		1.60	-	-			0.000	0.000	0.000		0.001	-	-	0.000	0.000	0.000		0.002	-	-		0.012
1.300	0.000	0.000	0.000		1.50	-	-	0.000	0.000	0.000		1.50	-	-			0.000	0.000	0.000		0.001	-	-	0.000	0.000	0.000		0.001	-	-		0.013
1.400	0.000	0.000	0.000		1.40	-	-	0.000	0.000	0.000		1.41	-	-			0.000	0.000	0.000		0.002	-	-	0.000	0.000	0.000		0.001	-	-		0.014
1.500	0.000	0.000	0.000		1.30	-	-	0.000	0.000	0.000		1.31	-	-			0.000	0.000	0.000		0.001	-	-	0.000	0.000	0.000		0.002	-	-		0.015
1.600	0.000	0.000	0.000		1.20	-	-	0.000	0.000	0.000		1.21	-	-			0.000	0.000	0.000		0.001	-	-	0.000	0.000	0.000		0.003	-	-		0.016
1.700	0.000	0.000	0.000		1.10	-	-	0.000	0.000	0.000		1.11	-	-			0.000	0.000	0.000		0.001	-	-	0.000	0.000	0.000		0.007	-	-		0.017
1.800	0.000	0.000	0.000		1.00	-	-	0.000	0.000	0.000		1.02	-	-			0.000	0.000	0.000		0.001	-	-	0.000	0.000	0.000		0.011	-	-		0.018
1.900	0.000	0.000	0.000		0.905	-	-	0.000	0.000	0.000		0.926	-	-			0.000	0.000	0.000		0.002	-	-	0.000	0.000	0.000		0.019	-	-		0.019
2.000	0.000	0.000	0.000		0.808	-	-	0.000	0.000	0.000		0.837	-	-			0.000	0.000	0.000		0.005	-	-	0.000	0.000	0.000		0.030	-	-		0.020
2.200	0.000	0.000	0.000		0.621	-	-	0.000	0.000	0.000		0.671	-	-			0.000	0.000	0.000		0.017	-	-	0.000	0.000	0.000		0.064	-	-		0.022
2.400	0.000	0.000	0.000		0.451	-	-	0.000	0.000	0.000		0.525	-	-			0.000	0.000	0.000		0.048	-	-	0.000	0.000	0.000		0.117	-	-		0.024
2.600	0.000	0.000	0.000		0.311	-	-	0.000	0.000	0.000		0.401	-	-			0.000	0.000	0.000		0.107	-	-	0.000	0.000	0.000		0.192	-	-		0.026
2.800	0.000	0.000	0.000		0.199	-	-	0.000	0.000	0.000		0.300	-	-			0.000	0.000	0.000		0.195	-	-	0.000	0.000	0.000		0.291	-	-		0.028
3.000	0.000	0.000	0.000		0.123	-	63	0.000	0.000	0.000		0.221	-	30			0.000	0.000	0.000		0.319	-	-	0.000	0.000	0.000		0.411	-	-		0.030
3.200	0.000	0.000	0.000		0.071	-	10	0.000	0.000	0.000		0.160	-	-			0.000	0.000	0.000		0.467	-	-	0.000	0.000	0.000		0.551	-	-		0.032
3.400	0.000	0.000	0.000		0.038	-	40	0.000	0.000	0.000		0.115	-	-			0.000	0.000	0.000		0.634	-	-	0.000	0.000	0.000		0.705	-	-		0.034
3.600	0.000	0.000	0.000		0.020	-	-	0.000	0.000	0.000		0.080	-	-			0.000	0.000	0.000		0.816	-	-	0.000	0.000	0.000		0.871	-	-		0.036
3.800	0.000	0.000	0.000		0.010	-	-	0.000	0.000	0.000		0.054	-	-			0.000	0.000	0.000		1.01	-	-	0.000	0.000	0.000		1.05	-	-		0.038
4.000	0.000	0.000	0.000		0.005	-	-	0.000	0.000	0.000		0.038	-	-			0.000	0.000	0.000		1.20	-	-	0.000	0.000	0.000		1.23	-	-		0.040
4.400	0.000	0.000	0.000		0.001	-	-	0.000	0.000	0.000		0.017	-	-			0.000	0.000	0.000		1.60	-	-	0.000	0.000	0.000		1.61	-	-		0.044

PIRAEUS BANK (CR)

(Contract Size: 100 Securities, Exercise Style: American, Physical Delivery)

	Call Options														Put Options																							
	August 2019				September 2019				Other Months		August 2019				September 2019				Other Months																			
Exercise Price	Open price	Price max	Price min	Last price	Closing price	Volume	Open Interest	Open price	Price max	Price min	Last price	Closing price	Volume	Open Interest	Volume	Open Interest	Open price	Price max	Price min	Last price	Closing price	Volume	Open Interest	Open price	Price max	Price min	Last price	Closing price	Volume	Open Interest	Volume	Open Interest	Exercise Price					
Totals:						0	113						0	30	0	0						0	0						0	0	0	0						
Number of Trades:							0						0			0							0.00						0			0						

PPC (CR)

(Contract Size: 100 Securities, Exercise Style: American, Physical Delivery)

Exercise Price	Call Options														Put Options																				
	August 2019							September 2019							Other Months		August 2019							September 2019							Other Months		Exercise Price		
	Open price	Price max	Price min	Last price	Closing price	Volume	Open Interest	Open price	Price max	Price min	Last price	Closing price	Volume	Open Interest	Volume	Open Interest	Open price	Price max	Price min	Last price	Closing price	Volume	Open Interest	Open price	Price max	Price min	Last price	Closing price	Volume	Open Interest	Volume	Open Interest			
0.850						-	-	0.000	0.000	0.000		1.37	-	-			0.000	0.000	0.000		0.001	-	-			0.000	0.000	0.000		0.001	-	-			
0.900	0.000	0.000	0.000		1.32	-	-	0.000	0.000	0.000		1.32	-	-			0.000	0.000	0.000		0.002	-	-			0.000	0.000	0.000		0.001	-	-			0.009
0.950	0.000	0.000	0.000		1.27	-	-	0.000	0.000	0.000		1.27	-	-			0.000	0.000	0.000		0.001	-	-			0.000	0.000	0.000		0.001	-	-			0.010
1.000	0.000	0.000	0.000		1.22	-	-	0.000	0.000	0.000		1.22	-	-			0.000	0.000	0.000		0.001	-	-			0.000	0.000	0.000		0.001	-	-			0.010
1.100	0.000	0.000	0.000		1.12	-	-	0.000	0.000	0.000		1.12	-	-			0.000	0.000	0.000		0.001	-	-			0.000	0.000	0.000		0.001	-	-			0.011
1.200	0.000	0.000	0.000		1.02	-	-	0.000	0.000	0.000		1.03	-	-			0.000	0.000	0.000		0.001	-	-			0.000	0.000	0.000		0.001	-	-			0.012
1.300	0.000	0.000	0.000		0.922	-	-	0.000	0.000	0.000		0.928	-	-			0.000	0.000	0.000		0.002	-	-			0.000	0.000	0.000		0.003	-	-			0.013
1.400	0.000	0.000	0.000		0.823	-	-	0.000	0.000	0.000		0.832	-	-			0.000	0.000	0.000		0.001	-	-			0.000	0.000	0.000		0.007	-	-			0.014
1.500	0.000	0.000	0.000		0.723	-	-	0.000	0.000	0.000		0.738	-	-			0.000	0.000	0.000		0.001	-	-			0.000	0.000	0.000		0.013	-	-			0.015
1.600	0.000	0.000	0.000		0.626	-	-	0.000	0.000	0.000		0.649	-	-			0.000	0.000	0.000		0.004	-	-			0.000	0.000	0.000		0.024	-	-			0.016
1.700	0.000	0.000	0.000		0.532	-	-	0.000	0.000	0.000		0.565	-	-			0.000	0.000	0.000		0.009	-	-			0.000	0.000	0.000		0.039	-	-			0.017
1.800	0.000	0.000	0.000		0.442	-	10	0.000	0.000	0.000		0.486	-	-			0.000	0.000	0.000		0.019	-	-			0.000	0.000	0.000		0.060	-	-			0.018
1.900	0.000	0.000	0.000		0.358	-	200	0.000	0.000	0.000		0.414	-	-			0.000	0.000	0.000		0.035	-	-			0.000	0.000	0.000		0.088	-	-			0.019
2.000	0.000	0.000	0.000		0.283	-	72	0.000	0.000	0.000		0.351	-	1			0.000	0.000	0.000		0.060	-	-			0.000	0.000	0.000		0.124	-	-			0.020
2.200	0.000	0.000	0.000		0.165	-	70	0.000	0.000	0.000		0.242	-	-			0.000	0.000	0.000		0.142	-	-			0.000	0.000	0.000		0.215	-	-			0.022
2.400	0.000	0.000	0.000		0.087	-	190	0.000	0.000	0.000		0.162	-	10			0.000	0.000	0.000		0.264	-	11			0.000	0.000	0.000		0.335	-	-			0.024
2.600	0.000	0.000	0.000		0.042	-	2	0.000	0.000	0.000		0.106	-	10			0.000	0.000	0.000		0.418	-	6			0.000	0.000	0.000		0.478	-	-			0.026
2.800	0.000	0.000	0.000		0.019	-	-	0.000	0.000	0.000		0.067	-	-			0.000	0.000	0.000		0.595	-	-			0.000	0.000	0.000		0.640	-	-			0.028
3.000	0.000	0.000	0.000		0.007	-	-	0.000	0.000	0.000		0.041	-	500			0.000	0.000	0.000		0.785	-	-			0.000	0.000	0.000		0.814	-	-			0.030
3.200	0.000	0.000	0.000		0.003	-	-	0.000	0.000	0.000		0.025	-	-			0.000	0.000	0.000		0.981	-	-			0.000	0.000	0.000		0.998	-	-			0.032
3.400	0.000	0.000	0.000		0.001	-	-	0.000	0.000	0.000		0.015	-	-			0.000	0.000	0.000		1.18	-	-			0.000	0.000	0.000		1.19	-	-			0.034
Totals:						0	544						0	521	0	0					0	17						0	0	0	0				
Number of Trades:						0							0		0						0.00							0		0					

Lending Products	Underlying Title	Multilateral Transactions[1]					Bilateral Transactions[2]		Stock Borrowing through OTC (volume)[3]
		Open Interest[5]	Volume(Offered)	Average Weighted	Transactions volume	Average Weighted	Transactions Volume	Average Weighted	Transactions Volume
ADMIEBOR	ADMIE (IPTO) HOLDING S.A. (CR)	---	---	---	---	---	---	61,007	
AEGNBOR	AEGEAN AIRLINES (CR)	---	---	---	---	---	---	11,211	
ALPHABOR	ALPHA BANK (CR)	5,000	---	---	---	---	---	35,914,818	
ALMYBOR	ALUMIL (CR)	---	---	---	---	---	---	---	
TATTBOR	ATTICA BANK S.A. (CR)	18,751	---	---	---	---	---	370	
EEEBOR	CC HBC AG (CR)	---	---	---	---	---	---	70,546	
CENERBOR	CENERGY HOLDINGS (CB)	---	---	---	---	---	---	---	
ELLAKTORBOR	ELLAKTOR (CR)	12,400	---	---	---	---	---	11,898	
EUROBBOR	EUROBANK ERGASIAS (CR)	---	---	---	---	---	---	75,961,861	
EYDAPBOR	EYDAP S.A. (CR)	---	---	---	---	---	---	114,781	
FFGRPBOR	FOLLI FOLLIE (CR)	---	---	---	---	---	---	1,331,265	
FOYRKBOR	FOURLIS (CR)	---	---	---	---	---	---	52,577	
GEKTERNABOR	GEK TERNA (CR)	---	---	---	---	---	---	24,493	
SARBOR	GR. SARANTIS S.A. (CR)	3,000	---	---	---	---	---	35,722	
EXAEBOR	HELLENIC EXCHANGES-A.S.E. (CR)	4,500	---	---	5,100	2.81%	---	123,565	
ELPEBOR	HELLENIC PETROLEUM (CR)	500	---	---	---	---	---	51,983	
INTRKBOR	INTRACOM HOLDINGS (CR)	1,500	---	---	---	---	---	---	
INLOTBOR	INTRALOT (CR)	---	---	---	---	---	---	444,512	
BELABOR	JUMBO SA (CR)	13,200	---	---	16,400	3.62%	---	77,208	
LAMDABOR	LAMDA DEVELOPMENT SA (CR)	---	---	---	---	---	---	5,000	
MIGBOR	MARFIN INVESTMENT GROUP (CR)	---	---	---	---	---	---	744,474	
MOHBOR	MOTOR OIL (CR)	1,500	---	---	---	---	---	43,134	
MYTILBOR	MYTILINEOS HOLDINGS (CR)	---	---	---	---	---	4,800	0.01%	26,742
ETEBOR	NATIONAL BANK (CR)	---	---	---	---	---	---	29,367,996	
OPAPBOR	OPAP (CR)	313	---	---	---	---	13,000	0.01%	1,280,257
HTOBOR	OTE (CR)	---	---	---	---	---	---	522,090	
PPABOR	P.P.A. S.A. (CR)	---	---	---	---	---	---	5,901	
TPEIRBOR	PIRAEUS BANK (CR)	---	---	---	---	---	---	24,286,073	
PLAISBOR	PLAISIO COMPUTERS SA (CR)	---	---	---	---	---	---	---	
PPCBOR	PPC (CR)	---	---	---	---	---	---	6,930,839	
QUALBOR	QUALITY & RELIABILITY SA (CR)	---	---	---	---	---	---	---	

Stock Lending Notes

[1] - Multilateral contracts Lending or Borrowing as per Methods 8-1, 8-2 and 8-3-3 (According to ATHEX BoD Resolution No.17)

[2] - Bilateral Contracts Lending or Borrowing as per Methods 8-3-1 and 8-3-2 (According to ATHEX BoD Resolution No.20)

[3] - The information concerning OTC Stock Borrowing Transactions is based on the statements of the Dematerialised Securities System (DSS) operators involved and refers to volumes that have been registered up until the previous working day.

[4] - Average Price (Volume weighted)

[5] - The Data concerning Open Interest before the start of trading session

Lending Products	Underlying Title	Open Interest[5]	Multilateral Transactions[1]				Bilateral Transactions[2]		Stock Borrowing through OTC (volume)[3]
			Volume(Offered)	Average Weighted	Transactions volume	Average Weighted	Transactions Volume	Average Weighted	Transactions Volume
TENERGYBOR	TERNA ENERGY (CR)	---	---	---	---	---	---	19,403	
TITKBOR	TITAN CEMENT (CR)	---	---	---	---	---	---	20,166	
VIQBOR	VIQHALCO SA/NV (CB)	---	---	---	---	---	---	---	

Stock Lending Notes

[1] - Multilateral contracts Lending or Borrowing as per Methods 8-1, 8-2 and 8-3-3 (According to ATHEX BoD Resolution No.17)

[2] - Bilateral Contracts Lending or Borrowing as per Methods 8-3-1 and 8-3-2 (According to ATHEX BoD Resolution No.20)

[3] - The information concerning OTC Stock Borrowing Transactions is based on the statements of the Dematerialised Securities System (DSS) operators involved and refers to volumes that have been registered up until the previous working day.

[4] - Average Price (Volume weighted)

[5] - The Data concerning Open Interest before the start of trading session

Sectors codification for listed companies

12003 -	ETF	10101010	Computer Services
10101015	Software	10102030	Computer Hardware
15101010	Telecommunications Equipment	15102015	Telecommunications Services
20101010	Health Care Facilities	20101025	Health Care Services
20102010	Medical Equipment	20103015	Pharmaceuticals
30101010	Banks	30202000	Diversified Financial Services
30202010	Asset Managers & Custodians	30202015	Investment Services
30302010	Full Line Insurance	30302015	Insurance Brokers
35101010	Real Estate Holding and Development	35101015	Real Estate Services
35102000	Diversified REITs	35102030	Office REITs
40201040	Rental & Leasing Services: Consumer	40202010	Home Construction
40202015	Household Furnishings	40202020	Household Appliance
40203040	Electronic Entertainment	40203045	Toys
40204020	Clothing & Accessories	40301010	Entertainment
40301030	Publishing	40301035	Radio & TV Broadcasters
40401010	Diversified Retailers	40401020	Apparel Retailers
40401025	Home Improvement Retailers	40401030	Specialty Retailers
40501010	Airlines	40501015	Travel & Tourism
40501020	Casinos & Gambling	40501025	Hotels & Motels
45101015	Distillers & Vintners	45101020	Soft Drinks
45102010	Farming Fishing Ranching & Plantations	45102020	Food Products
45103010	Tobacco	45201010	Food Retailers & Wholesalers
45201020	Personal Products	50101010	Construction
50101030	Cement	50101035	Building Materials: Other
50202010	Electrical Components	50203000	Diversified Industrials
50203015	Plastics	50203030	Containers & Packaging
50204000	Machinery: Industrial	50204020	Machinery: Construction & Handling
50205010	Industrial Suppliers	50205020	Back Office Support HR & Consulting
50205030	Forms & Bulk Printing Services	50206015	Commercial Vehicles & Parts
50206030	Marine Transportation	50206060	Transportation Services
55101000	Diversified Materials	55101020	Textile Products
55102000	General Mining	55102010	Iron & Steel
55102015	Metal Fabricating	55102035	Aluminum
60101000	Integrated Oil & Gas	60101020	Oil Refining and Marketing
65101010	Alternative Electricity	65101015	Conventional Electricity
65102030	Water		



ATHEX
Athens Stock Exchange

Λεωφ. Αθηνών 110 104 42 Αθήνα
110, Athinon Ave. GR 104 42 Athens
tel. (+30)210-33.66.800, fax (+30)210-33.66.101
www.athexgroup.gr