

19

**Ημερήσιο Δελτίο
Συναλλακτικής Δραστηριότητας**

Daily Official List
of Trading Activity

Thursday, 18 July, 2019

Year: 140 Trading Day No: 134



ATHEXGROUP
Athens Exchange Group

Disclaimer:

Hellenic Exchanges-Athens Stock Exchange S.A endeavours to ensure that the data and other material ("Information") presented on the Daily Official List are accurate and complete, but it is not liable for any errors or omissions of data or /and for the accuracy, credibility, updating and completeness of the aforesaid information nor it has any liability arising directly or indirectly from the use of the above Information.

The Company is not liable for the accuracy of the data included in listed companies' announcements. Only the sender of such an announcement is fully and solely liable for any infringement of third party's rights from the content of such announcement. All contents of the Daily Official List are provided only for information purposes and do not constitute investment advice or solicitation to invest in securities or other products listed for trading on the Exchange.

You acknowledge and agree that the Company is the owner of any property rights related to any Information appearing on the Daily Official List including intellectual property rights copyright, trademarks, etc.

The above data are a property of the Hellenic Exchanges-Athens Exchange and are copyright protected. Users are forbidden to reproduce, modify, copy, sale, transmit or redistribute, by all reproduction means and methods, part or the whole of the above data, without reference to their source.

The commercial exploitation of these data is, also, forbidden by third parties. Hellenic Exchanges-Athens Exchange does not carry any responsibility, direct or indirect, derived from usage or accidental alteration of the above data when used by third parties.

Hellenic Exchanges – Athens Stock Exchange S.A.

110 Athinou Ave., 10442 Athens, Tel: (210) 33.66.800, Fax: (210) 32.13.938

www.athexgroup.gr

Thessalonica Stock Exchange Center (T.S.E.C)

16-18 Katouni Str., Thessalonica 546 25 Tel: (2310) 567.667, Fax: (2310) 530.545

Athex Members Guarantee Fund

14-16 Fidiou Str., Athens 106 78, Tel: (210) 33.04.682, Fax: (210) 33.04.155

Hellenic Republic Capital Market Commission

1 Kolokotroni Str. & 1 Stadiou Str., Athens 10562 Tel: (210) 33.77.100 Fax: (210) 33.77.173

Table of Contents

Section 1: Statistical Figures of Securities, Derivatives and Lending

Summary of Markets

Athex Indices

Analytic Figures for Athex Market's Boards and Categories

Trading Details by Athex Sectors and Financial Instruments (ETFs)

Top 10 best & worst performing Shares

Derivatives Summary

Section 2: Analytic Figures of Shares Transactions

Analytic Figures of Shares Transactions

Shares' Notes

Section 3: Figures of Securities Transactions

Securities Blocks Details

Shares Rights Details

Stock Borrowing

Securities Forced Sales

Forced Sales Registered Shares

Exchange Traded Funds (ETFs) Characteristics

Section 5: Bonds traded in Fixed Income Assets Market

Convertible Corporate Bonds - Regulated Market

Non Convertible Corporate Bonds - Regulated Market

Government Bonds

Treasury Bills & Zero Coupon Government Bonds

Government Bonds Traded with the Open Outcry Method

State Banks Bonds

Section 6: Additional Infos

Athex & ATHEXClear Members List

List of Stocks under Market Making operations

Section 7: Derivatives Market Analytic Figures

Index Futures

Stock Futures

Index Options

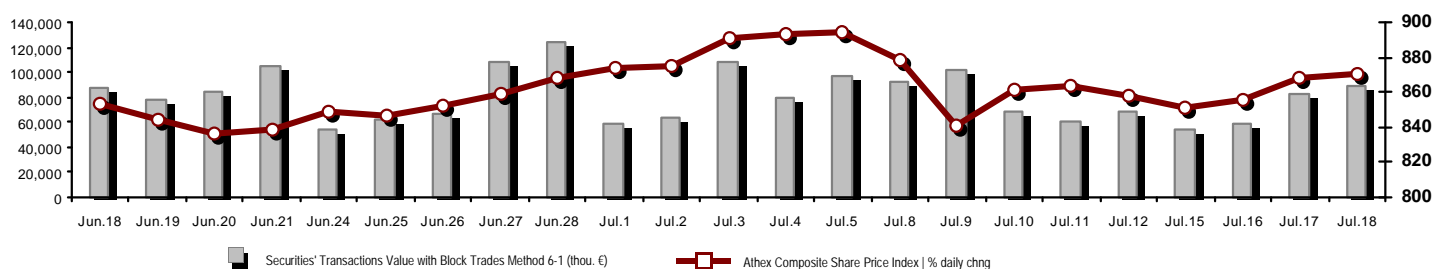
Stock Options

Stock Lending Analytic Figures

Appendix A: Sectors codification for listed companies

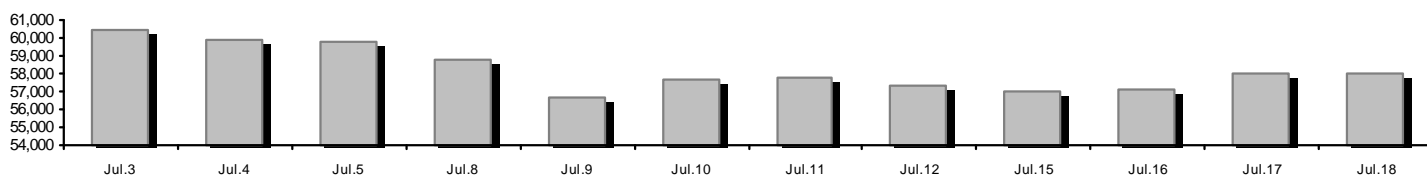
Summary of Markets

Athex Composite Share Price Index vs Shares and Derivatives Transactions Value

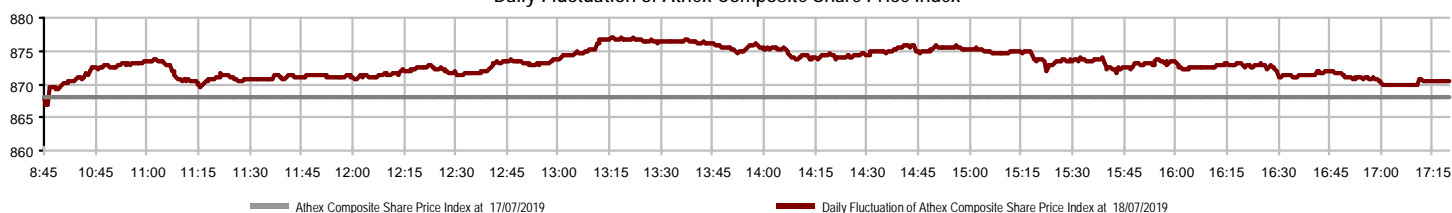


Athex Capitalisation (mill. €) **: 58,049.51	Derivatives Total Open Interest: 427,823
Daily change: mill. € %: 85.98 0.15%	in Index Futures % daily chng: 19,136 6.39%
Yearly Avg Capitalisation: mill. € % chng prev year Avg: 51,962.95 -0.32%	in Stock Futures % daily chng: 398,924 1.19%
Athex Composite Share Price Index % daily chng: 870.58 0.30%	in Index Options % daily chng: 6,889 0.23%
Athex Composite Share Price Index Capitalisation (mill. €): 53,034.72	in Stock Options % daily chng: 2,874 0.42%
Daily change (mill. €): 67.03	
Securities' Transactions Value with Block Trades Method 6-1 (thou. €): 89,877.16	Derivatives Contracts Volume: 34,378
Daily change: %: 6,550.99 7.86%	Daily change: pieces %: -341 -0.98%
YtD Avg Trans. Value: thou. € % chng prev year Avg: 66,940.26 21.89%	YtD Avg Derivatives Contracts % chng prev year Avg: 46,001 -17.87%
Blocks Transactions Value of Method 6-1 (thou. €): 36,161.08	Derivatives Trades Number: 2,528
Blocks Transactions Value of Method 6-2 & 6-3 (thou. €): 8.80	Daily change: number %: -371 -12.80%
Bonds Transactions Value (thou.€): 2,904.43	YtD Avg Trades number % chng prev year Avg: 3,038 12.05%
Securities' Transactions Volume with Block Trades Method 6-1 (thou. Pieces): 40,019.37	Lending Total Open Interest: 246,401
Daily change: thou. pieces %: 7,803.05 24.22%	Daily change: pieces %: 12,013 5.13%
YtD Avg Volume: % chng prev year Avg: 35,697.29 -3.92%	Lending Volume (Multilateral/Bilateral): 1,700
Blocks Transactions Volume of Method 6-1 (thou. Pieces): 12,009.98	Daily change: pieces %: -270,923
Blocks Transactions Volume of Method 6-2 & 6-3 (thou. Pieces): 0.44	Multilateral Lending: 500
Bonds Transactions Volume: 2,694,680	Bilateral Lending: 1,200
Securities' Trades Number with Block Trades Method 6-1: 31,938	Lending Trades Number: 7
Daily change: number %: 4,459 16.23%	Daily change: %: -8
YtD Avg Trades number % chng prev year Avg: 26,995 32.78%	Multilateral Lending Trades Number: 5
Number of Blocks Method 6-1: 17	Bilateral Lending Trades Number: 2
Number of Blocks Method 6-2 & 6-3: 2	
Number of Bonds Transactions: 101	

Athex Capitalisation (mill. €) **



Daily Fluctuation of Athex Composite Share Price Index



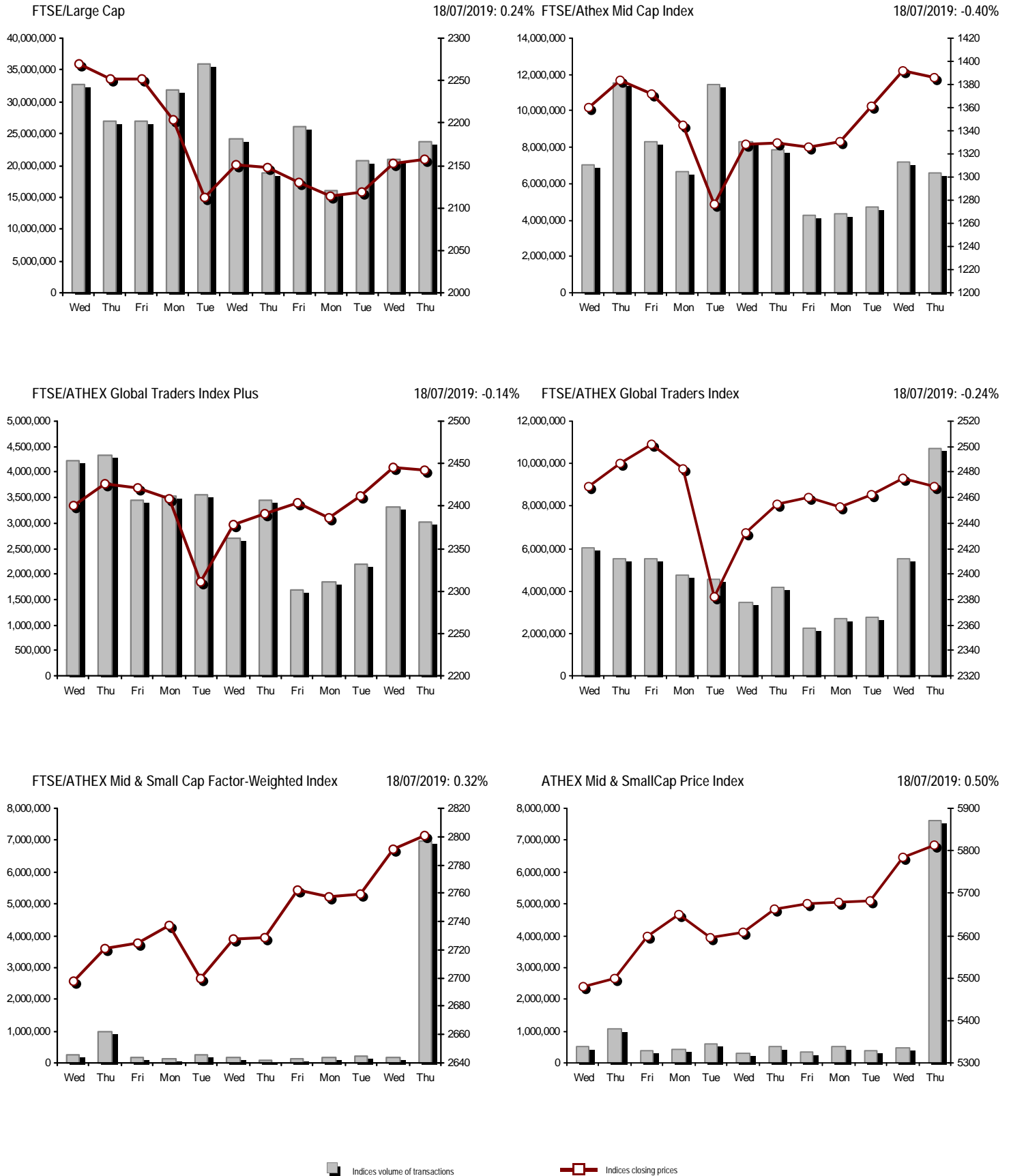
Athex Indices

Index name	18/07/2019	17/07/2019	pts.	%	Min	Max	Year min	Year max	Year change
Athex Composite Share Price Index	870.58 #	868.01	2.57	0.30%	866.80	877.08	600.12	900.31	41.95% #
FTSE/Athex Large Cap	2,156.79 #	2,151.68	5.11	0.24%	2,143.79	2,170.06	1,580.73	2,270.46	34.10% #
FTSE/Athex Mid Cap Index	1,386.03 €	1,391.66	-5.63	-0.40%	1,385.23	1,408.74	945.49	1,408.74	42.14% #
FTSE/ATHEX-CSE Banking Index	578.06 #	570.76	7.30	1.28%	569.72	586.01	275.15	641.15	73.73% #
FTSE/ATHEX Global Traders Index Plus	2,441.73 €	2,445.09	-3.36	-0.14%	2,441.22	2,466.15	1,947.04	2,466.15	22.42% #
FTSE/ATHEX Global Traders Index	2,469.06 €	2,475.08	-6.02	-0.24%	2,465.45	2,487.74	1,866.67	2,517.12	30.13% #
FTSE/ATHEX Mid & Small Cap Factor-Weighted Ind	2,800.36 #	2,791.36	9.00	0.32%	2,783.86	2,807.95	2,173.67	2,807.95	26.42% #
ATHEX Mid & SmallCap Price Index	5,814.94 #	5,785.81	29.13	0.50%	5,732.78	5,841.10	3,914.71	5,841.10	46.76% #
FTSE/Athex Market Index	536.46 #	535.29	1.17	0.22%	533.37	539.88	392.32	563.60	34.39% #
FTSE Med Index	4,550.26 €	4,559.90	-9.64	-0.21%			3,966.78	4,656.80	14.77% #
Athex Composite Index Total Return Index	1,415.08 #	1,410.91	4.17	0.30%	1,408.94	1,425.65	952.47	1,463.36	45.38% #
FTSE/Athex Large Cap Total Return	3,180.56 #	3,173.03	7.53	0.24%			2,321.35	3,347.07	35.92% #
FTSE/ATHEX Large Cap Net Total Return	976.40 #	974.09	2.31	0.24%	970.52	982.41	692.89	1,027.12	38.49% #
FTSE/Athex Mid Cap Total Return	1,684.81 €	1,691.65	-6.84	-0.40%			1,180.35	1,691.65	40.00% #
FTSE/ATHEX-CSE Banking Total Return Index	505.25 #	498.87	6.38	1.28%			265.40	554.19	61.18% #
Hellenic Mid & Small Cap Index	1,227.73 €	1,230.44	-2.71	-0.22%	1,227.04	1,239.54	884.70	1,253.66	35.41% #
FTSE/Athex Banks	763.75 #	754.11	9.64	1.28%	752.74	774.26	363.54	847.12	73.73% #
FTSE/Athex Financial Services	1,125.56 €	1,133.52	-7.96	-0.70%	1,124.21	1,144.00	744.92	1,191.69	44.25% #
FTSE/Athex Industrial Goods & Services	2,929.13 #	2,913.30	15.83	0.54%	2,913.22	2,947.28	1,884.26	2,947.28	53.40% #
FTSE/Athex Retail	76.61 #	76.12	0.49	0.64%	75.87	77.34	58.44	77.34	27.88% #
FTSE/ATHEX Real Estate	5,950.31 €	5,988.02	-37.71	-0.63%	5,912.69	6,040.79	2,928.70	6,158.58	97.03% #
FTSE/Athex Personal & Household Goods	9,523.83 €	9,597.39	-73.56	-0.77%	9,469.66	9,617.26	6,649.54	9,943.56	38.46% #
FTSE/Athex Food & Beverage	11,432.91 €	11,461.54	-28.63	-0.25%	11,258.98	11,461.54	10,000.70	13,120.06	13.08% #
FTSE/Athex Basic Resources	6,003.35 #	5,786.65	216.70	3.74%	5,786.65	6,165.38	3,146.82	6,165.38	82.99% #
FTSE/Athex Construction & Materials	2,984.52 #	2,907.73	76.79	2.64%	2,906.36	3,011.73	2,437.75	3,011.73	15.58% #
FTSE/Athex Oil & Gas	5,450.12 €	5,549.02	-98.90	-1.78%	5,450.12	5,559.91	4,612.01	5,758.60	12.14% #
FTSE/Athex Chemicals	10,009.46 €	10,024.41	-14.95	-0.15%	9,905.76	10,276.39	7,722.79	11,217.47	22.43% #
FTSE/Athex Travel & Leisure	1,685.55 €	1,696.79	-11.24	-0.66%	1,682.30	1,702.29	1,309.57	1,737.28	27.40% #
FTSE/Athex Technology	1,036.42 €	1,045.55	-9.13	-0.87%	1,034.17	1,057.22	692.80	1,057.22	46.14% #
FTSE/Athex Telecommunications	3,437.96 #	3,429.70	8.26	0.24%	3,413.19	3,451.72	2,614.94	3,605.87	31.20% #
FTSE/Athex Utilities	2,607.14 #	2,585.21	21.93	0.85%	2,584.01	2,621.42	1,729.19	2,687.33	48.22% #
FTSE/Athex Health Care	474.57 ~	474.57	0.00	0.00%	467.69	475.26	460.82	508.96	-6.25% €
Athex All Share Index	204.44 #	204.12	0.32	0.16%	204.44	204.44	157.01	212.76	29.37% #
Hellenic Corporate Bond Index	119.79 #	119.69	0.10	0.08%			116.31	119.79	2.97% #
Hellenic Corporate Bond Price Index	96.72 #	96.64	0.07	0.07%			95.04	96.93	0.97% #

Note 1: FTSE/Med 100, Hellenic Corporate Bond Price Index and Hellenic Corporate Bond Index closing prices refer to the previous trading day of 16/07/2019.

Note 2: The Hellenic Mid & Small Cap Index is a Customized index calculated by the Athens Exchange.

Athex Indices



Analytic Figures for Athex Market's Boards and Categories

	Total Traded Securities	Main Market	Surveillance	Exchange Traded Funds (ETFs)
Totals	135	118	16	1
Gain / Lose / Same:	61 / 52 / 22	53 / 47 / 18	7 / 5 / 4	1 / 0 / 0
Athex Capitalisation (mill. €) **	58,049.51	57,765.53	283.99	
Daily Average Trans/ons Value(thou.€)	66,940.26	66,945.82	36.09	39.97
Transactions Value	89,885.96	89,658.38	74.08	153.51
Main Board:	53,716.08	53,488.50	74.08	153.51
Blocks Board 6_2_3:	36,169.88	36,169.88	0.00	0.00
Forced Sales Board:	0.00	0.00	0.00	0.00
Special Terms Board:	0.00	0.00	0.00	0.00
Daily Average Transactions Volume	35,697,291	35,412,455	321,269	1,837
Transactions Volume	40,019,811	39,491,424	521,537	6,850
Main Board:	28,009,389	27,481,002	521,537	6,850
Blocks Board 6_2_3:	12,010,422	12,010,422	0	0
Forced Sales Board:	0	0	0	0
Special Terms Board:	0	0	0	0
Daily Average Number of Trades	26,995	26,853	140	3
Number of Trades	31,940	31,759	180	1
Main Board:	31,921	31,740	180	1
Blocks Board 6_2_3:	19	19	0	0
Forced Sales Board:	0	0	0	0
Special Terms Board:	0	0	0	0

Trading Details by Athex Sectors and Financial Instruments (ETFs)

Code	Sectors	Gain / Lose / Same	Number of Trades	Transactions Volume	Transactions Value	% of Total Trans. Value
3010	- Banks	6 / 0 / 0	15,902	20,454,632	32,154,504.19	35.78%
5510	- Basic Resources	9 / 3 / 1	764	480,492	662,287.73	0.74%
5010	- Construction & Materials	5 / 6 / 2	2,219	1,029,631	3,971,460.78	4.42%
4020	- Consumer Products & Services	3 / 4 / 2	972	564,223	1,972,428.70	2.19%
6010	- Energy	0 / 3 / 1	1,023	154,195	2,471,321.28	2.75%
12000	- Financial Instruments	1 / 0 / 0	1	6,850	153,508.50	0.17%
3020	- Financial Services	1 / 2 / 0	933	4,130,360	983,724.28	1.09%
4510	- Food Beverage & Tobacco	4 / 4 / 1	353	186,202	1,171,243.70	1.30%
2010	- Health Care	2 / 1 / 1	162	172,256	283,008.08	0.31%
5020	- Industrial Goods & Service	8 / 10 / 4	2,633	8,175,567	26,908,496.67	29.94%
3030	- Insurance	0 / 1 / 0	59	10,799	51,741.37	0.06%
4030	- Media	1 / 1 / 1	66	57,534	18,520.14	0.02%
4520	- Personal Care, Drug & Grocery Stores	1 / 2 / 1	246	279,396	1,823,068.35	2.03%
3510	- Real Estate	4 / 4 / 1	783	167,446	1,038,104.05	1.16%
4040	- Retail	4 / 2 / 2	451	175,917	615,254.31	0.68%
1010	- Technology	4 / 3 / 2	783	409,261	616,340.86	0.69%
1510	- Telecommunications	2 / 1 / 2	878	683,018	6,192,202.53	6.89%
4050	- Travel & Leisure	3 / 2 / 1	1,753	1,131,793	4,618,696.28	5.14%
6510	- Utilities	3 / 3 / 0	1,852	1,602,960	4,172,510.37	4.64%

Top 10 best & worst performing Shares

Main Market

With positive Price change			With negative Price change		
	Closing price	change		Closing price	change
IDEAL GROUP SA (CR)	1.16	9.43% #	AUDIO VISUAL ENTERPRISES (CR)	0.338	-11.05% €
TITAN CEMENT (CR)	19.38	6.02% #	ELGEKA SA (CR)	0.244	-7.58% €
ALUMIL (CR)	1.1	5.77% #	UNIBIOS (CR)	0.484	-5.10% €
KIRIAKOULIS SHIPPING SA (CR)	2.26	5.61% #	GR. SARANTIS S.A. (CR)	8.64	-3.57% €
VARVERIS - MODA BAGNO SA (CR)	0.434	4.83% #	INFORM P. LYKOS SA (CR)	1.315	-3.31% €
AVAX S.A. (CR)	0.698	4.81% #	EKTER SA (CR)	1.78	-3.26% €
MEVACO SA (CR)	1.37	4.58% #	ELINOIL S.A. (CR)	1.88	-3.09% €
TITAN CEMENT CO. (PR)	18.8	4.44% #	INTERTECH SA (CR)	0.64	-3.03% €
EL. D. MOUZAKIS SA (CB)	0.52	4.42% #	INTRACOM HOLDINGS (CR)	1.06	-2.57% €
ELTON SA (CR)	1.8	4.35% #	MARFIN INVESTMENT GROUP (CR)	0.1352	-2.31% €
With the highest Transactions Value			With the highest Transactions Volume		
	Value (thou. €)	change		Volume	change
ELTRAK SA (CR)	22,586.39	1.26% #	EUROBANK ERGASIAS (CR)	8,628,995	2.06% #
NATIONAL BANK (CR)	13,704.32	1.24% #	ELTRAK SA (CR)	6,869,653	1.26% #
EUROBANK ERGASIAS (CR)	7,267.08	2.06% #	NATIONAL BANK (CR)	5,828,986	1.24% #
OTE (CR)	5,970.02	0.24% #	MARFIN INVESTMENT GROUP (CR)	4,046,758	-2.31% €
ALPHA BANK (CR)	5,834.67	0.56% #	ALPHA BANK (CR)	3,594,524	0.56% #
PIRAEUS BANK (CR)	4,920.74	1.23% #	PIRAEUS BANK (CR)	1,752,026	1.23% #
OPAP (CR)	3,877.40	-0.76% €	PPC (CR)	1,048,627	3.40% #
MYTILINEOS HOLDINGS (CR)	2,554.93	0.81% #	ATTICA BANK S.A. (CR)	639,392	3.23% #
PPC (CR)	2,370.83	3.40% #	INTRALOT (CR)	615,623	-1.79% €
TITAN CEMENT (CR)	2,241.44	6.02% #	OTE (CR)	477,778	0.24% #

Note: Stocks that are not included in the "Low Dispersion" and "Under Supervision" categories, and the transactions value is more than 10,000 €.

Derivatives Summary

	Number of Trades	Volume	Open Interest
Index Futures	602	12,601	19,136
FTSE/Athex Large Cap	602	12,601	19,136
Stock Futures	1,876	21,021	398,924
ADMIE (IPTO) HOLDING S.A. (CR)	28	203	8,335
ALPHA BANK (CR)	254	4,153	66,849
ATTICA BANK S.A. (CR)	14	138	7,876
CC HBC AG (CR)	9	22	418
CENERGY HOLDINGS (CB)	28	179	10,091
ELLAKTOR (CR)	55	305	9,745
EUROBANK ERGASIAS (CR)	144	4,191	44,392
EYDAP S.A. (CR)	0	0	376
FOURLIS (CR)	14	34	468
GEK TERNA (CR)	34	108	8,640
HELLENIC EXCHANGES-A.S.E. (CR)	54	198	3,792
HELLENIC PETROLEUM (CR)	12	25	2,126
INTRACOM HOLDINGS (CR)	14	104	3,492
INTRALOT (CR)	12	67	4,633
JUMBO SA (CR)	1	10	430
LAMDA DEVELOPMENT SA (CR)	25	74	2,646
MARFIN INVESTMENT GROUP (CR)	93	1,787	89,563
MOTOR OIL (CR)	4	11	232
MYTILINEOS HOLDINGS (CR)	58	212	10,096
NATIONAL BANK (CR)	303	4,013	59,152
OPAP (CR)	30	76	4,630
OTE (CR)	14	76	3,003
P.P.A. S.A. (CR)	6	7	763
PIRAEUS BANK (CR)	237	2,280	24,779
PPC (CR)	363	2,513	21,499
TERNA ENERGY (CR)	12	37	5,233
VIOHALCO SA/NV (CB)	58	198	5,665
Index Options	41	561	6,889
FTSE/Athex Large Cap	41	561	6,889
Stock Options	9	195	2,874
ALPHA BANK (CR)	2	100	298
NATIONAL BANK (CR)	3	50	561
OPAP (CR)	2	15	176
OTE (CR)	0	0	92
PIRAEUS BANK (CR)	2	30	308
PPC (CR)	0	0	1,439
Total Derivatives Traded	2,528	34,378	427,823

Shares' Notes

Code	Note text
()	- Adjusted dividends.
*	- Last adjusted closing price.
[1]	- Net dividends.
[2]	- The "Date of Last Coupon" for New listings refers to the date company's stocks started to trade in Athex
[3]	- The Company Market Value is referred to the number of outstanding shares
[4]	- Sectors codification can be found in Appendix A
[5]	- The Market Value refers to the total number of shares listed (including their several classes) in the exchange by the company.
[6]	- P/E greater than 100
[7]	- Last view of the Order Book before the end of the trading session
[8]	- All Blocks Methods' Transactions Value are included.
4690	- Transfer to Surveillance category as of 4/4/2006.
4750	- Transfer to the Under Surveillance Category from 8/4/2011.
4865	- Suspension of trading as of 2/4/2012.
4887	- Transfer to the Surveillance Category as of 10/4/2012.
4912	- Transfer to the Surveillance Category as of 31/7/2012.
4914	- Suspension of trading as of 31/8/2012.
4918	- Suspension of trading as of 31/8/2012.
4955	- Transfer to the Surveillance Category as from 5/4/2013.
4956	- Transfer to the Surveillance Category as from 5/4/2013.
4957	- Transfer to the Surveillance Category as from 5/4/2013.
4958	- Transfer to the Surveillance Category as from 5/4/2013.
4959	- Transfer to the Surveillance Category as from 5/4/2013.
4983	- Transfer to the Surveillance Category as of 5/4/2013.
5080	- Transfer to the Surveillance Category as of 06/09/2011.
5093	- Transfer to the Surveillance Category as of 8/4/2015.
5095	- Transfer to the Surveillance Category as from 5/4/2013.
5101	- Suspension of trading as of 1/9/2015.
5110	- Suspension of trading as of 08/03/2016.
5112	- Transfer to the Surveillance Category as of 15/04/2016.
5115	- Transfer to the Surveillance Category as of 15/04/2016.
5123	- Transfer to the Surveillance Category as of 10/04/2014
5130	- Suspension of trading as of 18/04/2017.
5136	- Suspension of trading as of 02/05/2017.
5141	- Transfer to the Surveillance Category as of 10/05/2017.
5153	- Suspension of trading as of 03/10/2017.
5154	- Suspension of trading as of 03/10/2017.
5156	- Transfer to the Surveillance Category as of 11/12/2017.
5160	- Transfer to the Surveillance Category as of 15/04/2016.
5161	- Transfer to the Surveillance Category as of 25/11/2011.
5162	- Transfer to the Under Supervision Category as of 21/12/2009.
5165	- Transfer to the Surveillance Category as of 15/02/2018.
5171	- Suspension of trading as of 30/04/2018.
5172	- Suspension of trading as of 30/04/2018.
5174	- Suspension of trading as of 02/05/2018.
5178	- Transfer to the Surveillance Category as of 11/05/2018.
5179	- Suspension of trading as of 25/05/2018.
5190	- Transfer to the Surveillance Category as of 10/04/2012.
5191	- Suspension of trading as of 02/10/2018.
5192	- Suspension of trading as of 02/10/2018.
5193	- Transfer to the Surveillance Category as of 25/10/2018.
5194	- Transfer to the Surveillance Category as of 25/10/2018.
5195	- Transfer to the Surveillance Category as of 27/06/2008.

Shares' Notes

Code	Note text
5196	- Transfer to the Under Surveillance Category from 08/04/2011.
5197	- Transfer to the Surveillance Category as of 07/11/2018.
5200	- Transfer to the Surveillance Category as of 10/04/2012.
5205	- Suspension of trading as of 02/05/2019.
5206	- Suspension of trading as of 02/05/2019.
5207	- Transfer to the Surveillance Category as from 13/05/2019.

Securities Blocks Details

Securities	Block Volume	Price	Block Trade Value	Time of approval	Note
ELTRAK SA (CR)	4,550,698	3.29	14,962,695.02	10:31:43	20
ELTRAK SA (CR)	150,000	3.29	493,200.00	10:34:11	20
ELTRAK SA (CR)	234,433	3.29	770,815.70	10:35:46	20
ELTRAK SA (CR)	1,549,332	3.29	5,094,203.62	10:38:48	20
ELTRAK SA (CR)	262,420	3.29	862,836.96	10:40:16	20
ELTRAK SA (CR)	100,873	3.29	331,670.42	10:41:25	20
GR. SARANTIS S.A. (CR)	171,731	9.12	1,566,186.72	10:59:00	20
NATIONAL BANK (CR)	1,000,000	2.34	2,342,000.00	11:15:52	20
OTE (CR)	147,852	12.50	1,848,150.00	11:31:24	20
EUROBANK ERGASIAS (CR)	400,000	0.836	334,400.00	11:32:06	20
OTE (CR)	52,148	12.50	651,850.00	11:33:46	20
NATIONAL BANK (CR)	500,000	2.34	1,170,000.00	11:33:57	20
ALPHA BANK (CR)	500,000	1.61	805,500.00	12:19:26	20
EUROBANK ERGASIAS (CR)	500,000	0.842	421,000.00	12:20:55	20
TITAN CEMENT (CR)	50	20.00	1,000.00	12:23:55	18
TITAN CEMENT (CR)	390	20.00	7,800.00	12:27:39	18
NATIONAL BANK (CR)	1,090,495	2.35	2,561,572.76	12:54:43	20
ELTECH ANEMOS S.A. (CR)	300,000	2.55	765,000.00	13:24:19	20
NATIONAL BANK (CR)	500,000	2.36	1,180,000.00	17:11:48	20

Blocks Notes

- 9 - Method 6-1 / Special Fees
- 10 - Method 6-1 / Special Fees, SDS
- 14 - Method 6-3 / Settlement, Incomplete Buy and Sell
- 18 - Method 6-2 / SPOT 1
- 19 - Method 6-2 / SPOT 2
- 20 - Method 6-1 and Method 6-1 Same Day Settlement
- 21 - Other Pre-agreed

Shares Rights Details

Occured date	Exercise from	Exercise until	Trading until	Rights	Price min	Price max	Closing price	Last Bid	Last Ask	Volume	Trades	Transactions Value
04/07/2019	09/07/2019	23/07/2019	18/07/2019	INTERTECH S.A. (CR)	0.041	0.065	0.041	147,279	107	7,541.11

Securities Forced Sales

Securities	Category of Security	Transactions Volume	Number of Trades	Transactions Value	Note
GGB-FXD-240223-11Y-2.000-1.00	Bonds	56,011	1	61,602.63	1
GGB-FXD-240224-12Y-2.000-1.00	Bonds	56,011	1	62,515.61	1
GGB-FXD-240225-13Y-2.000-1.00	Bonds	56,011	1	62,958.10	1
GGB-FXD-240226-14Y-2.000-1.00	Bonds	56,011	1	63,322.17	1
GGB-FXD-240227-15Y-2.000-1.00	Bonds	56,011	1	63,428.59	1
GGB-FXD-240228-16Y-2.000-1.00	Bonds	59,745	1	67,555.52	1
GGB-FXD-240229-17Y-2.000-1.00	Bonds	59,745	1	67,722.81	1
GGB-FXD-240230-18Y-2.000-1.00	Bonds	59,745	1	67,746.71	1
GGB-FXD-240231-19Y-2.000-1.00	Bonds	59,745	1	67,645.14	1
GGB-FXD-240232-20Y-2.000-1.00	Bonds	59,745	1	67,418.11	1
GGB-FXD-240233-21Y-2.000-1.00	Bonds	59,745	1	67,107.44	1
GGB-FXD-240234-22Y-2.000-1.00	Bonds	59,745	1	67,209.00	1
GGB-FXD-240235-23Y-2.000-1.00	Bonds	59,745	1	67,256.80	1
GGB-FXD-240236-24Y-2.000-1.00	Bonds	59,745	1	67,262.77	1
GGB-FXD-240237-25Y-2.000-1.00	Bonds	59,745	1	67,220.95	1
GGB-FXD-240238-26Y-2.000-1.00	Bonds	59,745	1	67,119.39	1
GGB-FXD-240239-27Y-2.000-1.00	Bonds	59,745	1	66,987.95	1
GGB-FXD-240240-28Y-2.000-1.00	Bonds	59,745	1	66,808.71	1
GGB-FXD-240241-29Y-2.000-1.00	Bonds	59,745	1	66,599.60	1
GGB-FXD-240242-30Y-2.000-1.00	Bonds	59,745	1	66,390.50	1

Forced Sales Notes

1 - Normal Forced Sale.

2 - Forced Sales of Fixed Registered Shares.

3 - Forced Sales of Remaining Stock Fractions.

Forced Sales Registered Shares

Securities	Start Date	End Date	Initial Volume	Remaining Volume	Date	Avg price (day)	Avg price (period)	Number of Trades	Transactions Volume	Transactions Value
------------	------------	----------	----------------	------------------	------	-----------------	--------------------	------------------	---------------------	--------------------

No Fixed Registered Shares Forced Sales.

Forced Sales Notes

According to Decision 1/380/04.05.2008 of the Hellenic Republic Capital Market Commission, the certificated registered shares that have not been deposited to the issuer for dematerialisation, will be auctioned in the Athens Exchange by the supervising issuer. Forced sales procedure is held according to Article 99A of the Athens Exchange Rulebook. The average price of the period is calculated by dividing the Total transactions value by the Total volume and includes all the transactions made until the current date.

Exchange Traded Funds (ETFs) Characteristics

	Transactions Date (T)	Creation / Redemption	Units (T-1)	New Units (T-1)	Redemption Units (T-1)	Units (T) [1]	Fund Assets [2]	Net Unit Price	Dividend per	Dividend Date
ALPHA ETF FTSE Athex Large Cap	18/07/2019	5,000	812,382	---	---	812,382	17,974,760.00	22.1260	0.43	30/06/2018

ETFs Notes

[1] - Units (T) = Units (T-1) + New Units (T-1) - Redemption Units (T-1)

[2] - The Creation / Redemption Units of T-1 are included.

Convertible Corporate Bonds - Regulated Market

Num Listed Bonds	Nominal price	Issue price	Today's Rate	Exp. Date	Duration (years)	Note	Coupon		Trading	Corporate Bonds	Price min	Price max	Closing price	Previous closing price/date	Volume	Transactions Value	Last order		ear min	Year max	
							Common	Preferred									Price	Buy / Sell			Date
171,268,704	0.30	0.30	1.00	11/10/2025	9	---	12	---	1	FORTHNET S.A. (Convertible)	---	---	---	---	---	---	16.0000	B	18/07/2019	100.0000	100.0000

Corporate Bonds Notes

Transactions Volume = (Pieces) * (Nominal Price). Transactions Value = (Pieces) * (Nominal Price) * (price %) + (Accrued interest).

The price of a Bond is stated as a percentage (%) of Bond's Nominal Price.

Nominal Price in Euros (€), except if it is noted differently.

Non Convertible Corporate Bonds - Regulated Market

Num Listed Bonds	Nominal price	Issue price	Today's Rate	Exp. Date	Duration (years)	Note	Coupon		Trading	Corporate Bonds	Accrued Int.	Yield.T.Mat	Price min	Price max	Closing price	Previous closing price/date	Volume	Transactions Value	Last order		ear min	Year max		
							Common	Preferred											Price	Buy / Sell			Date	
25,000	1,000.00	1,000.00	4.95	26/06/2023	5	---	3	---	1	B&F COMM. & GARM. INDUS. S.A. (Non Convertible)	3.5750	6.2860	94.1000	95.0000	94.6625	94.0770	17/07/2019	8,000	7,601.60	94.2000	B	18/07/2019	93.0000	98.5000
90,000	1,000.00	1,000.00	3.00	11/05/2023	5	---	3	---	1	CORAL A.E. (Non Convertible)	5.8333	2.0970	102.8000	103.3100	102.9613	104.7660	17/07/2019	124,000	128,395.33	102.8000	B	18/07/2019	100.2726	104.9499
120,000	1,000.00	1,000.00	3.95	04/04/2025	7	---	3	---	1	GEK TERNA S.A. (Non Convertible)	11.9597	2.9570	104.1000	105.0000	104.1610	104.3000	17/07/2019	128,000	135,329.21	104.1600	B	18/07/2019	99.0000	105.0000
300,000	1,000.00	1,000.00	3.10	27/06/2022	5	---	5	---	1	MYTILINEOS HOLDINGS S.A. (Non Convertible)	2.1528	2.1750	101.6000	102.2000	102.2000	102.2500	17/07/2019	409,000	417,775.99	101.6500	B	18/07/2019	100.5818	103.4000
50,000	1,000.00	1,000.00	4.35	20/06/2022	5	---	5	---	1	SYSTEMS SUNLIGHT S.A. (Non Convertible)	3.8667	3.3620	101.5600	102.0000	101.8355	102.1520	15/07/2019	71,000	72,577.73	101.8000	B	18/07/2019	99.4118	104.5000
200,000	1,000.00	1,000.00	3.50	21/03/2022	5	---	5	---	1	O.P.A.P. S.A. (Non Convertible)	11.9583	2.4890	101.8100	102.2000	102.0479	101.9250	17/07/2019	76,000	78,465.23	101.8500	B	18/07/2019	101.6500	103.5200
40,000,000	1.00	1.00	5.00	04/10/2021	5	---	12	---	1	HOUSEMARKET S.A. (Non Convertible)	0.0025	2.5190	104.3501	104.6000	104.5201	104.7000	17/07/2019	187,450	196,326.43	104.5201	B	18/07/2019	101.9500	106.0000
200,000	1,000.00	1,000.00	3.60	12/03/2026	7	---	1	---	1	AEGEAN AIRLINES S.A. (Non Convertible)	13.2000	2.8560	103.2000	105.0000	104.0000	105.3590	17/07/2019	515,000	546,082.40	103.3600	B	18/07/2019	100.3628	107.0000

Corporate Bonds Notes

Transactions Volume = (Pieces) * (Nominal Price). Transactions Value = (Pieces) * (Nominal Price) * (price %) + (Accrued interest).

The price of a Bond is stated as a percentage (%) of Bond's Nominal Price.

Nominal Price in Euros (€), except if it is noted differently.

Government Bonds

Number Listed Bonds	Nominal price	Today's Rate	Accrued Interest Calc	Exp. Date [1]	Duration (years)	Note	Coupons Date	Curr. coupon value	Trading Unit	Government Bonds	Price min	Price max	Closing price	Previous closing price/date	Volume	Transactions Value	Price	Last order Buy / Sell	Date
3,000,000	1,000.00	4.38	Actual/Actual	01/08/2022	5	---	01/08	4.38	1	GGB-FXD-010822-05Y-4.375-1.000	---	---	---	---	---	---	1.0000	B	28/11/2018
2,500,000	1,000.00	3.45	Actual/Actual	02/04/2024	5	---	02/04	3.45	1	GGB-FXD-020424-05Y-3.450-1.000	---	---	---	---	---	---	---	---	---
4,355,990,324	1.00	3.50	Actual/Actual	30/01/2023	5	---	01/02 - 31/01	3.50	1	GGB-FXD-300123-05Y-3.500-1.000	---	---	---	94.5720 13/07/2018	---	---	1.0000	B	28/11/2018
5,962,747,327	1.00	3.75	Actual/Actual	30/01/2028	10	---	/02 - 01/02 - 31/	3.75	1	GGB-FXD-300128-10Y-3.750-1.000	---	---	---	85.4610 13/07/2018	---	---	1.0000	B	28/11/2018
6,091,218,404	1.00	3.90	Actual/Actual	30/01/2033	15	---	/02 - 01/02 - 31/	3.90	1	GGB-FXD-300133-15Y-3.900-1.000	---	---	---	78.6730 13/07/2018	---	---	1.0000	B	28/11/2018
4,805,399,486	1.00	4.00	Actual/Actual	30/01/2037	19	---	/02 - 01/02 - 31/	4.00	1	GGB-FXD-300137-19Y-4.000-1.000	---	---	---	77.0370 13/07/2018	---	---	1.0000	B	28/11/2018
4,603,713,186	1.00	4.20	Actual/Actual	30/01/2042	24	---	/02 - 01/02 - 31/	4.20	1	GGB-FXD-300142-24Y-4.200-1.000	---	---	---	77.7640 13/07/2018	---	---	1.0000	B	28/11/2018
550,418,123	1.00	3.00	Actual/Actual	24/02/2023	11	---	24/02	3.00	1	GGB-FXD-240223-11Y-2.000-1.000	---	---	10.0000	10.0000 22/06/2015	56,011	61,602.63	10.0000	B	11/07/2019
445,007,576	1.00	3.00	Actual/Actual	24/02/2024	12	---	24/02	3.00	1	GGB-FXD-240224-12Y-2.000-1.000	---	---	10.0000	10.0000 22/06/2015	56,011	62,515.61	---	---	---
423,674,226	1.00	3.00	Actual/Actual	24/02/2025	13	---	24/02	3.00	1	GGB-FXD-240225-13Y-2.000-1.000	---	---	10.0000	10.0000 22/06/2015	56,011	62,958.10	---	---	---
212,292,153	1.00	3.00	Actual/Actual	24/02/2026	14	---	24/02	3.00	1	GGB-FXD-240226-14Y-2.000-1.000	---	---	10.0000	10.0000 22/06/2015	56,011	63,322.17	---	---	---
160,621,352	1.00	3.00	Actual/Actual	24/02/2027	15	---	24/02	3.00	1	GGB-FXD-240227-15Y-2.000-1.000	---	---	10.0000	10.0000 22/06/2015	56,011	63,428.59	---	---	---
183,244,055	1.00	3.00	Actual/Actual	24/02/2028	16	---	24/02	3.00	1	GGB-FXD-240228-16Y-2.000-1.000	---	---	10.0000	10.0000 22/06/2015	59,745	67,555.52	---	---	---
164,802,894	1.00	3.00	Actual/Actual	24/02/2029	17	---	24/02	3.00	1	GGB-FXD-240229-17Y-2.000-1.000	---	---	10.0000	10.0000 22/06/2015	59,745	67,722.81	---	---	---
165,460,943	1.00	3.00	Actual/Actual	24/02/2030	18	---	24/02	3.00	1	GGB-FXD-240230-18Y-2.000-1.000	---	---	10.0000	10.0000 22/06/2015	59,745	67,746.71	---	---	---
129,007,241	1.00	3.00	Actual/Actual	24/02/2031	19	---	24/02	3.00	1	GGB-FXD-240231-19Y-2.000-1.000	---	---	10.0000	10.0000 22/06/2015	59,745	67,645.14	---	---	---
126,192,683	1.00	3.00	Actual/Actual	24/02/2032	20	---	24/02	3.00	1	GGB-FXD-240232-20Y-2.000-1.000	---	---	10.0000	10.0000 22/06/2015	59,745	67,418.11	---	---	---
146,905,168	1.00	3.00	Actual/Actual	24/02/2033	21	---	24/02	3.00	1	GGB-FXD-240233-21Y-2.000-1.000	---	---	10.0000	10.0000 22/06/2015	59,745	67,107.44	---	---	---
154,475,606	1.00	3.00	Actual/Actual	24/02/2034	22	---	24/02	3.00	1	GGB-FXD-240234-22Y-2.000-1.000	---	---	10.0000	10.0000 22/06/2015	59,745	67,209.00	---	---	---
144,429,441	1.00	3.00	Actual/Actual	24/02/2035	23	---	24/02	3.00	1	GGB-FXD-240235-23Y-2.000-1.000	---	---	10.0000	10.0000 22/06/2015	59,745	67,256.80	---	---	---
166,211,676	1.00	3.00	Actual/Actual	24/02/2036	24	---	24/02	3.00	1	GGB-FXD-240236-24Y-2.000-1.000	---	---	10.0000	10.0000 22/06/2015	59,745	67,262.77	---	---	---
145,461,669	1.00	3.00	Actual/Actual	24/02/2037	25	---	24/02	3.00	1	GGB-FXD-240237-25Y-2.000-1.000	---	---	10.0000	10.0000 22/06/2015	59,745	67,220.95	---	---	---
146,941,087	1.00	3.00	Actual/Actual	24/02/2038	26	---	24/02	3.00	1	GGB-FXD-240238-26Y-2.000-1.000	---	---	10.0000	10.0000 22/06/2015	59,745	67,119.39	---	---	---
135,115,612	1.00	3.00	Actual/Actual	24/02/2039	27	---	24/02	3.00	1	GGB-FXD-240239-27Y-2.000-1.000	---	---	10.0000	10.0000 22/06/2015	59,745	66,987.95	---	---	---
141,909,637	1.00	3.00	Actual/Actual	24/02/2040	28	---	24/02	3.00	1	GGB-FXD-240240-28Y-2.000-1.000	---	---	10.0000	10.0000 22/06/2015	59,745	66,808.71	---	---	---
136,788,720	1.00	3.00	Actual/Actual	24/02/2041	29	---	24/02	3.00	1	GGB-FXD-240241-29Y-2.000-1.000	---	---	10.0000	10.0000 22/06/2015	59,745	66,599.60	---	---	---
163,643,410	1.00	3.00	Actual/Actual	24/02/2042	30	---	24/02	3.00	1	GGB-FXD-240242-30Y-2.000-1.000	---	---	10.0000	10.0000 22/06/2015	59,745	66,390.50	---	---	---
742,153	1,000.00	0.40	FLR Actual/360	10/08/2019	5	---	10/02 - 10/08	---	1	GGB-FLT-100819-05Y-0.934-1.000	---	---	---	---	---	---	50.0001	B	12/12/2017
2,500,000	1,000.00	3.88	Actual/Actual	12/03/2029	10	---	12/03	3.88	1	GGB-FXD-120329-10Y-3.875-1.000	---	---	---	---	---	---	---	---	---
3,000,000	1,000.00	3.38	Actual/Actual	15/02/2025	7	---	15/02	3.38	1	GGB-FXD-150225-07Y-3.375-1.000	---	---	---	---	---	---	---	---	---
250,250	1,000.00	2.90	Actual/Actual	20/03/2023	4	---	20/03	2.90	1	GGB-FXD-200323-04Y-2.900-1.000	---	---	---	---	---	---	---	---	---
964,000	1,000.00	3.25	Actual/Actual	20/03/2025	6	---	20/03	3.25	1	GGB-FXD-200325-06Y-3.250-1.000	---	---	---	---	---	---	---	---	---
2,100,000	1,000.00	3.55	Actual/Actual	20/03/2026	7	---	20/03	3.55	1	GGB-FXD-200326-07Y-3.550-1.000	---	---	---	---	---	---	---	---	---

Government Bonds Notes

Transactions Volume = (Pieces) * (Nominal Price). Transactions Value = (Pieces) * (Nominal Price) * (price %) + (Accrued interest).

The Value of current coupon for the issues with NV 0.01 euro refers to NV 100 euros

FLR: Floating Interest Rate.

[1] - The Expiration Date of the interest bearing period and the Date for coupon payment.

Treasury Bills & Zero Coupon Government Bonds

Issue Date	13-Week Maturity									26-Week Maturity									52-Week Maturity								
	Exp. Date	Initial Rate	Num Listed Bonds	Nominal price	Issue price	Last Trade Price	Last Trade Date	Volume Traded	Note	Exp. Date	Initial Rate	Num Listed Bonds	Nominal price	Issue price	Last Trade Price	Last Trade Date	Volume Traded	Note	Exp. Date	Initial Rate	Num Listed Bonds	Nominal price	Issue price	Last Trade Price	Last Trade Date	Volume Traded	Note
14/09/2018	---	---	---	---	---	---	---	---	---	---	---	---	---	---	---	---	---	---	13/09/2019	1.09	1,000,000	1,000.00	989.10	---	---	---	---
14/12/2018	---	---	---	---	---	---	---	---	---	---	---	---	---	---	---	---	---	---	13/12/2019	1.09	1,000,000	1,000.00	989.10	---	---	---	---
15/03/2019	---	---	---	---	---	---	---	---	---	---	---	---	---	---	---	---	---	---	13/03/2020	0.95	1,000,000	1,000.00	990.50	---	---	---	---
14/06/2019	---	---	---	---	---	---	---	---	---	---	---	---	---	---	---	---	---	---	12/06/2020	0.47	1,000,000	1,000.00	995.30	---	---	---	---

Bonds in Circulation	Currency / Min nominal traded Value	Coupons Payment Date	Current Coupon Value	Note	Coupon	Trading Unit	Issue Date	Duration (years)	Today's Interest	A.I.C in days	Bonds	Last price of previous days		Last Outcry in Cash (euro)			Trades in Pieces	Life min	Life Max
												Price	Buy / Sell	Price	Buy / Sell	Date			
Corporate Bonds in Foreign Currency and Euro																			
103,746	GBP / 10	01/12	0.25	---	60	1	01/12/1930	98	2.5	360	National Mortgage Bank	2.27	05/02/1996	2.27	S	05/02/1996	---	2.27	2.27
0	GBP / 10	01/12	0.25	---	62	1	01/12/1928	100	2.5	360	National Mortgage Bank	---	---	---	---	---	---	---	---

Government Bonds Notes

A.I.C: Accrued Interest Calculation base.

FLR: Floating Interest Rate.

The minimum tradeable Nominal Value for all Demeterialised Government Titles is 100 Euros.

(μτφρ-0)

Athex & ATHEXClear Members List

Member Name	Stock Market			Derivatives Market		ATHEXClear Member				
	Address	Phone	Fax	Market Member	Remote Member	Market Maker	Proprietary	Market Maker	General Clearing	Direct Clearing
A. SARRIS SECURITIES S.A.				a						
6, DRAGATSANIOU ATHINA	+30 2103367700	210-3312324								
ALPHA BANK A.E.									a	
40, STADIOU STR ATHINA	(210)-3265546	(210)-3265811								
	(210)-3260000	(210)-3264116								
103, AVE. ATHINON ATHINA	+30 2103436820	210-3436270								
ALPHA FINANCE INVESTMENT SERVICES S.A.				a		a	a	a		a
5, MERLIN ATHINA	+30 2103677400	210-33311193								
ARGUS STOCKBROKERS LTD				a	a		a			
25, DIMOSTHENI SEVERI AVE NICOSIA	+357 22717000	0035722717070								
ATLANTIC SECURITIES LIMITED				a	a					
37, PRODROMOU NICOSIA	+357 22445400	00357 22661914								
AXON SECURITIES S.A.				a			a			
48, STADIOU ATHINA	+30 2103363800	210-3243903								
BETA SECURITIES S.A.				a		a	a			a
29, ALEXANDRAS AVEN. & VRAILA ATHINA	+30 2106478900	210-6410139								
BNP PARIBAS SECURITIES SERVICES									a	
2, LAMPSAKOU ATHINA	+30 2107468500	210-7468579-581								
CAPITAL SECURITIES S.A.				a			a			
58, MITROPOLEOS ATHINA	+30 2103369700	+30 210 3369820								
CFS SECURITIES-INVESTMENT SERVICES S.A.				a						
3, PAPARRIGOPOULOU ATHINA	+30 2103360800	+30 210-3360980								
CITIGROUP GLOBAL MARKET LTD				a	a					
1, CITIGROUP CENTER, CANADA SQ., CANARY WHARF LONDON	+44 02079864000									
CITIGROUP GLOBAL MARKETS EUROPE AG				a	a					
16, REUTERWEG FRANKFURT										
CREDIT SUISSE SECURITIES (EUROPE) LIMITED				a	a					
1, CABOT SQUARE LONDON	+44 2078888888									
CYCLOS SECURITIES S.A.				a			a			a
39, PANEPISTIMIOU ATHINA	+30 2103364300	+30 210-3239122								
DEUTSCHE BANK S.A.				a	a		a			
1, GREAT WINCHESTER STREET LONDON	+44 20 754 54209	00441133361437								
DYNAMIC SECURITIES S.A.				a			a			a
, SYGROU AVENUE 223 & TRALLEON 2 NEA SMYRNI	+30 2103677700	210-3677777								
EUROBANK EQUITIES INVESTMENT FIRM S.A				a		a	a	a		a
, FILELLINON 10 & XENOFONTOS 13 ATHINA	+30 2103720000	210-3720001								
EUROBANK ERGASIAS S.A.									a	
8, OTHONOS ATHINA	+30 2103337000	210-3245916								
8, OTHONOS STR. ATHINA	(210)-3337000	(210)-3233866								
	(210)-3337969	(210)-3245916								
EUROCORP INVESTMENT SERVICES S.A.				a			a			a
14, FILIKIS ETERIAS SQ, ATHINA	+30 2107263500	2107263666								
EUROTRUST INVESTMENT FIRM SA				a						
113, SEVASTOUPOLEOS ATHINA	+30 2103363100	+30 210-3238334								
EUROXX SECURITIES S.A.				a		a	a	a		a
7, PALEOLOGOU CHALANDRI	+30 2106879400	210-6879401								
7, PALAIOLOGOU CHALANDRI	(210)-6879400	(210)-6879401								
G. A. PERVANAS SECURITIES-INVESTMENT SERVICES CO S.A.				a						
7-9, SOFOKLEOUS ATHINA	+30 2103727200	210-3210-291								
GLOBAL CAPITAL SECURITIES AND FINANCIAL SERVICES LTD				a	a					
50, AVE. ARCHIEPISKOPOU MAKARIOU NICOSIA	+357 22710710	357 22339332								
HELLENIC BANK (INVESTMENTS) LTD					a					
, AVE.KYRIAKOU MATSI 31 - PO BOX 24747 NICOSIA	+357 22500100	357 22500110								
HELLENIC-AMERICAN SECURITIES S.A.				a		a	a			a
27, ANDREA PAPANDEOU ATHINA	+30 2103311100	+30 210-3215968								
HSBC FRANCE									a	
109-111, AVE. MESOGION ATHINA	+30 2106960000	210-6929336								
INDEX SECURITIES S.A.				a						
6, DRAGATSANIOU ATHINA	+30 2103213920	+30 210-3213216								
INVESTMENT BANK OF GREECE S.A.				a		a	a	a	a	
32, EGIALIAS & PARADISOU MAROUSI	+30 2108173111	+30 210-6896325								
J. CHR. MAVRIKIS SECURITIES S.A.				a						
5, SOFOKLEOUS ATHINA	+30 2103216730	210-3217767								

Athex & ATHEXClear Members List

Member Name				Stock Market			Derivatives Market		ATHEXClear Member	
	Address	Phone	Fax	Market Member	Remote Member	Market Maker	Proprietary	Market Maker	General Clearing	Direct Clearing
KAPPA SECURITIES S.A.				a			a			
15, VALAORITOU ATHINA	+30 2103678600	+30 210-3641002								
KARAMANOF SECURITIES AND INVESTMENT SERVICES S.A.				a			a			
2, SQ. AGION THEODORON ATHINA	+30 2103212947	+30 210-3217088								
LAIKI FINANCIAL SERVICES LTD					a					
26, AVE. VYRONOS NICOSIA	357 22367367	357 22718567								
LEON DEPOLAS SECURITIES S.A.				a		a	a			
1, CHRISTOU LADA ATHINA	+30 2103213276	+30 210-3211618								
MEGA EQUITY SECURITIES & FINANCIAL SERVICES PUBLIC LTD				a	a		a			
42-44, AVE. GRIVA DIGENI NICOSIA	+357 22711711	357 22711811								
MERIT SECURITIES S.A.				a		a	a			a
5, SOFOKLEOUS ATHINA	+30 2141008800	210-3671830								
MERRILL LYNCH INTERNATIONAL				a	a					
2, KING EDWARD STREET LONDON	+44 20276281000									
N. CHRYSOCHOIDIS STOCK BROKERAGE I.S.S.A.				a			a			a
7-9, SOFOKLEOUS ATHINA	+30 2103213913	+30 210-3216115								
NATIONAL BANK OF GREECE S.A.				a		a	a		a	
68, AKADIMIAS STR. ATHINA	(210)-3328817	(210)-3328678								
86, AIOLOU STR. ATHINA	(210)-3341000	(210)-3228187								
NATIONAL SECURITIES S.A.				a		a	a	a		
66, KIFISIAS AVE, BUILDING A ATHINA	+30 2107720000	+30 210-7720002								
NUNTIUS BROKERAGE AND INVESTMENT SERVICES S.A.				a						
6, DRAGATSANIOU ATHINA	+30 2103350599	+30210-3254846								
ONE PLUS CAPITAL LIMITED				a	a					
, 75 PRODOMOU AVENUE, ONEWORLD PARKVIEW HOUSE, 3RD FLOOR	+30 2122873760									
PANTELAKIS SECURITIES S.A.				a		a	a	a		
57, ETHNIKIS ANTISTATIS B CHALANDRI	+30 2106965000	210-6929550								
PEGASUS SECURITIES S.A.				a			a			
17, VALAORITOU & AMERIKIS ATHINA	+30 2103670700	+30 210-3670760								
PIRAEUS BANK S.A.				a			a		a	
4, AMERIKIS STR. ATHINA	(210)-3335000	(210)-3335079								
4, AMERIKIS STR ATHINA	(210)-3335918	(210)-3254207								
4, AMERIKIS ATHINA	+30 2103335000	210-3335079								
PIRAEUS SECURITIES S.A.				a		a	a	a		a
10, STADIU ATHINA	+30 2103354100	210-3354170								
PROCHOICE SECURITIES LTD				a	a					
57, SPYROU KYPRIANOY NICOSIA	+357-24-661192	+357-24-662464								
SHARELINK SECURITIES-FINANCIAL SERVICES LTD				a	a		a			
6, THEOTOKI MEGARO ELLINA NICOSIA	+357 22554200	+357 22750852								
SOCIETE GENERALE S.A.				a	a		a			
, 17 COURS VALMY 92987 PUTEAUX - LA DEFENSE PARIS	+33 157290504	+33142138697								
SOLIDUS SECURITIES S.A.				a			a			a
64, LOUIZIS RIANCOUR ATHINA	+30 2106900600	210-6985421								
ST. EM. LAVRENTAKIS SECURITIES S.A.				a			a			
7-9, SOFOKLEOUS ATHINA	+30 2103213336	+30 210-3246572								
THE CYPRUS INVESTMENT & SECURITIES CORPORATION LTD				a	a					
154, LIMASSOL AVENUE, STROVOLOS NICOSIA	+357 22121700	357 22338800								
UBS LIMITED					a					
1, FINSBURY AVENUE LONDON	+44 2075687135									

List of Stocks under Market Making operations

Securities	Market Maker	Start Market Making	Stock Category
ADMIE (IPTO) HOLDING S.A. (CR)	PIRAEUS SECURITIES S.A.	29/06/2017	Main Market
ALPHA BANK (CR)	ALPHA FINANCE INVESTMENT SERVICES S.A.	29/02/2016	Main Market
	EUROBANK EQUITIES INVESTMENT FIRM S.A	24/10/2012	
	HELLENIC-AMERICAN SECURITIES S.A.	06/02/2019	
	LEON DEPOLAS SECURITIES S.A.	04/01/2016	
	MERIT SECURITIES S.A	03/09/2013	
	NATIONAL SECURITIES S.A	15/01/2013	
	PIRAEUS SECURITIES S.A.	28/05/2013	
ALUMIL (CR)	BETA SECURITIES S.A.	18/07/2013	Main Market
AS COMPANY SA (CR)	EUROBANK EQUITIES INVESTMENT FIRM S.A	01/04/2019	Main Market
ATTICA BANK S.A. (CR)	EUROXX SECURITIES S.A.	22/01/2016	Main Market
	PIRAEUS SECURITIES S.A.	20/09/2017	
ATTICA HOLDINGS (CR)	HELLENIC-AMERICAN SECURITIES S.A.	28/12/2017	Main Market
AUTOHELLAS SA (CR)	ALPHA FINANCE INVESTMENT SERVICES S.A.	01/07/2019	Main Market
	EUROXX SECURITIES S.A.	02/07/2018	
AVAX S.A. (CR)	EUROBANK EQUITIES INVESTMENT FIRM S.A	14/12/2015	Main Market
BYTE COMPUTER SA (CR)	MERIT SECURITIES S.A	04/08/2013	Main Market
CC HBC AG (CR)	EUROBANK EQUITIES INVESTMENT FIRM S.A	23/10/2013	Main Market
	NATIONAL SECURITIES S.A	29/04/2013	
	PIRAEUS SECURITIES S.A.	04/05/2015	
CENERGY HOLDINGS (CB)	ALPHA FINANCE INVESTMENT SERVICES S.A.	02/01/2017	Main Market
	EUROBANK EQUITIES INVESTMENT FIRM S.A	02/01/2017	
CNL CAPITAL (CR)	MERIT SECURITIES S.A	01/10/2018	Main Market
EKTER SA (CR)	EUROBANK EQUITIES INVESTMENT FIRM S.A	16/10/2017	Main Market
	LEON DEPOLAS SECURITIES S.A.	21/05/2018	
ELASTRON (CR)	LEON DEPOLAS SECURITIES S.A.	20/02/2017	Main Market
ELLAKTOR (CR)	ALPHA FINANCE INVESTMENT SERVICES S.A.	14/03/2019	Main Market
	EUROXX SECURITIES S.A.	24/09/2018	
	HELLENIC-AMERICAN SECURITIES S.A.	14/01/2019	
	NATIONAL SECURITIES S.A	25/06/2013	
	PIRAEUS SECURITIES S.A.	22/10/2018	
ELTON SA (CR)	BETA SECURITIES S.A.	03/09/2013	Main Market
	LEON DEPOLAS SECURITIES S.A.	01/04/2019	
ELVALHALCOR (CB)	ALPHA FINANCE INVESTMENT SERVICES S.A.	07/05/2018	Main Market
	EUROBANK EQUITIES INVESTMENT FIRM S.A	07/05/2018	
EUROBANK ERGASIAS (CR)	ALPHA FINANCE INVESTMENT SERVICES S.A.	08/01/2013	Main Market
	EUROBANK EQUITIES INVESTMENT FIRM S.A	01/06/2013	
	HELLENIC-AMERICAN SECURITIES S.A.	25/07/2014	
	MERIT SECURITIES S.A	06/11/2017	
	NATIONAL SECURITIES S.A	01/01/2017	
	PIRAEUS SECURITIES S.A.	28/09/2013	
EUROPEAN RELIANCE INSUR. (CR)	EUROBANK EQUITIES INVESTMENT FIRM S.A	08/07/2019	Main Market
	PANTELAKIS SECURITIES S.A.	15/07/2019	
EYDAP S.A. (CR)	EUROBANK EQUITIES INVESTMENT FIRM S.A	10/06/2019	Main Market
FOURLIS (CR)	EUROBANK EQUITIES INVESTMENT FIRM S.A	01/12/2016	Main Market
	EUROXX SECURITIES S.A.	01/12/2016	
	PIRAEUS SECURITIES S.A.	06/03/2017	

List of Stocks under Market Making operations

Securities	Stock Category
Market Maker	Start Market Making
GEK TERNA (CR)	Main Market
HELLENIC-AMERICAN SECURITIES S.A.	07/09/2015
GR. SARANTIS S.A. (CR)	Main Market
BETA SECURITIES S.A.	14/05/2013
EUROBANK EQUITIES INVESTMENT FIRM S.A	24/10/2016
HELLENIC EXCHANGES-A.S.E. (CR)	Main Market
NATIONAL SECURITIES S.A	25/06/2013
PIRAEUS SECURITIES S.A.	04/05/2015
HELLENIC PETROLEUM (CR)	Main Market
HELLENIC-AMERICAN SECURITIES S.A.	14/09/2015
PIRAEUS SECURITIES S.A.	20/03/2017
IKTINOS HELLAS SA (CR)	Main Market
ALPHA FINANCE INVESTMENT SERVICES S.A.	01/04/2019
EUROBANK EQUITIES INVESTMENT FIRM S.A	25/02/2019
INTERCONTINENTAL (CR)	Main Market
LEON DEPOLAS SECURITIES S.A.	03/06/2019
INTRACOM CONSTR. (CR)	Main Market
MERIT SECURITIES S.A	05/06/2018
INTRACOM HOLDINGS (CR)	Main Market
ALPHA FINANCE INVESTMENT SERVICES S.A.	03/08/2018
LEON DEPOLAS SECURITIES S.A.	08/10/2018
INTRALOT (CR)	Main Market
BETA SECURITIES S.A.	10/04/2017
EUROBANK EQUITIES INVESTMENT FIRM S.A	18/12/2017
EUROXX SECURITIES S.A.	12/06/2017
HELLENIC-AMERICAN SECURITIES S.A.	30/05/2018
PANTELAKIS SECURITIES S.A.	07/05/2018
PIRAEUS SECURITIES S.A.	28/09/2013
JUMBO SA (CR)	Main Market
MERIT SECURITIES S.A	06/11/2017
PIRAEUS SECURITIES S.A.	06/03/2017
KLOUKINAS - LAPPAS SA (CR)	Main Market
BETA SECURITIES S.A.	22/09/2014
KRI-KRI S.A. (CR)	Main Market
EUROBANK EQUITIES INVESTMENT FIRM S.A	07/05/2018
LEON DEPOLAS SECURITIES S.A.	16/01/2017
LAMDA DEVELOPMENT SA (CR)	Main Market
EUROBANK EQUITIES INVESTMENT FIRM S.A	08/12/2014
PANTELAKIS SECURITIES S.A.	06/11/2017
PIRAEUS SECURITIES S.A.	29/06/2017
LAMPSA HOTEL SA (CR)	Main Market
LEON DEPOLAS SECURITIES S.A.	16/01/2017
MARFIN INVESTMENT GROUP (CR)	Main Market
PIRAEUS SECURITIES S.A.	02/02/2013
MLS MULTIMEDIA SA (CR)	Main Market
HELLENIC-AMERICAN SECURITIES S.A.	07/12/2015
MOTOR OIL (CR)	Main Market
HELLENIC-AMERICAN SECURITIES S.A.	01/09/2014
LEON DEPOLAS SECURITIES S.A.	01/04/2019
MERIT SECURITIES S.A	25/02/2019
NATIONAL SECURITIES S.A	17/02/2014
PIRAEUS SECURITIES S.A.	04/05/2015
MYTILINEOS HOLDINGS (CR)	Main Market
ALPHA FINANCE INVESTMENT SERVICES S.A.	15/04/2019
EUROBANK EQUITIES INVESTMENT FIRM S.A	20/09/2017
MERIT SECURITIES S.A	25/02/2019
NATIONAL SECURITIES S.A	25/06/2013
PIRAEUS SECURITIES S.A.	04/05/2015
NATIONAL BANK (CR)	Main Market
ALPHA FINANCE INVESTMENT SERVICES S.A.	08/01/2013
EUROBANK EQUITIES INVESTMENT FIRM S.A	24/10/2012
HELLENIC-AMERICAN SECURITIES S.A.	25/07/2014
LEON DEPOLAS SECURITIES S.A.	20/04/2015
MERIT SECURITIES S.A	03/09/2013
NATIONAL SECURITIES S.A	28/02/2013
PIRAEUS SECURITIES S.A.	08/09/2013

List of Stocks under Market Making operations

Securities	Market Maker	Start Market Making	Stock Category
OPAP (CR)			
	ALPHA FINANCE INVESTMENT SERVICES S.A.	08/01/2013	Main Market
	EUROBANK EQUITIES INVESTMENT FIRM S.A	24/10/2012	
	HELLENIC-AMERICAN SECURITIES S.A.	25/07/2014	
	MERIT SECURITIES S.A	20/03/2017	
	NATIONAL SECURITIES S.A	15/01/2013	
	PIRAEUS SECURITIES S.A.	04/05/2015	
OTE (CR)			
	ALPHA FINANCE INVESTMENT SERVICES S.A.	08/01/2013	Main Market
	EUROBANK EQUITIES INVESTMENT FIRM S.A	24/10/2012	
	HELLENIC-AMERICAN SECURITIES S.A.	25/07/2014	
	LEON DEPOLAS SECURITIES S.A.	01/04/2019	
	MERIT SECURITIES S.A	20/03/2017	
	NATIONAL SECURITIES S.A	01/12/2012	
	PIRAEUS SECURITIES S.A.	08/09/2013	
P.P.A. S.A. (CR)			
	EUROBANK EQUITIES INVESTMENT FIRM S.A	06/02/2019	Main Market
PAPOUTSANIS (CR)			
	ALPHA FINANCE INVESTMENT SERVICES S.A.	19/11/2018	Main Market
	BETA SECURITIES S.A.	25/11/2013	
PETROPOULOS PETROS (CR)			
	EUROBANK EQUITIES INVESTMENT FIRM S.A	01/04/2019	Main Market
PIRAEUS BANK (CR)			
	ALPHA FINANCE INVESTMENT SERVICES S.A.	15/04/2019	Main Market
	EUROBANK EQUITIES INVESTMENT FIRM S.A	23/10/2012	
	EUROXX SECURITIES S.A.	15/02/2016	
	HELLENIC-AMERICAN SECURITIES S.A.	14/01/2019	
	MERIT SECURITIES S.A	16/09/2013	
	NATIONAL SECURITIES S.A	02/06/2013	
	PIRAEUS SECURITIES S.A.	16/02/2013	
PLAISIO COMPUTERS SA (CR)			
	BETA SECURITIES S.A.	05/05/2014	Main Market
	EUROBANK EQUITIES INVESTMENT FIRM S.A	02/03/2015	
PPC (CR)			
	ALPHA FINANCE INVESTMENT SERVICES S.A.	08/01/2013	Main Market
	ALPHA FINANCE INVESTMENT SERVICES S.A.	23/07/2018	
	EUROBANK EQUITIES INVESTMENT FIRM S.A	23/10/2012	
	MERIT SECURITIES S.A	06/11/2017	
	NATIONAL SECURITIES S.A	26/03/2013	
	PIRAEUS SECURITIES S.A.	28/09/2013	
PROFILE SA (CR)			
	PANTELAKIS SECURITIES S.A.	01/07/2019	Main Market
QUALITY & RELIABILITY SA (CR)			
	BETA SECURITIES S.A.	20/08/2014	Main Market
QUEST HOLDINGS (CR)			
	BETA SECURITIES S.A.	26/03/2018	Main Market
	EUROBANK EQUITIES INVESTMENT FIRM S.A	28/01/2019	
S.KANAKIS SA (CR)			
	BETA SECURITIES S.A.	01/10/2013	Main Market
	BETA SECURITIES S.A.	26/03/2009	
THRACE PLASTICS SA (CR)			
	ALPHA FINANCE INVESTMENT SERVICES S.A.	26/03/2018	Main Market
	EUROBANK EQUITIES INVESTMENT FIRM S.A	26/03/2018	
TITAN CEMENT (CR)			
	EUROBANK EQUITIES INVESTMENT FIRM S.A	12/03/2019	Main Market
	NATIONAL SECURITIES S.A	17/02/2014	
	PANTELAKIS SECURITIES S.A.	14/03/2019	
	PIRAEUS SECURITIES S.A.	04/05/2015	
VIOHALCO SA/INV (CB)			
	ALPHA FINANCE INVESTMENT SERVICES S.A.	17/02/2014	Main Market
	EUROBANK EQUITIES INVESTMENT FIRM S.A	01/01/2017	
	MERIT SECURITIES S.A	17/03/2014	

Underlying Asset				Derivatives Market													
Price max	Price min	Closing price	change	Delivery Month	Open price	Price max	Price min	Last price	Closing price	Last Bid	Last Ask	Fixing price*	Life high	Life low	Trades	Volume	Open Interest
FTSE/Athex Large Cap																	
2,170.06	2,143.79	2,156.79	0.24%	July 2019	2,162.25	2,177.25	2,151.00	2,158.00	2,158.00	---	---		2,284.00	---	286	6,407	9,293
				August 2019	2,174.00	2,191.75	2,161.50	2,175.00	2,175.00	---	---		2,271.00	---	303	6,043	9,677
				September 2019	2,131.00	2,185.50	2,131.00	2,182.75	2,182.75	---	---		2,185.50	---	13	151	166
				December 2019	---	---	---	---	2,170.25	---	---		---	---	---	---	---
				March 2020	---	---	---	---	2,181.25	---	---		---	---	---	---	---
				June 2020	---	---	---	---	2,192.00	---	---		---	---	---	---	---

(Trade Unit: 1 Index Point x 2E, Cash Settlement)

Derivatives notes

Fixing prices and final open positions can be retrieved from the following path <http://www.helex.gr/el/web/guest/statistics-end-of-day-derivatives>

Underlying Asset				Derivatives Market													
Price max	Price min	Closing price	change	Delivery Month	Open price	Price max	Price min	Last price	Closing price	Last Bid	Last Ask	Fixing price*	Life high	Life low	Trades	Volume	Open Interest
ADMIE (IPTO) HOLDING S.A. (CR)																	
(Contract Size: 100 Securities, Physical Delivery)																	
2.15	2.09	2.13	1.19%	September 2019	2.11	2.11	2.08	2.09	2.09	---	---	---	2.16	---	28	203	8,335
---	---	---	---	December 2019	---	---	---	---	2.12	---	---	---	---	---	---	---	---
---	---	---	---	March 2020	---	---	---	---	2.13	---	---	---	---	---	---	---	---
---	---	---	---	June 2020	---	---	---	---	2.14	---	---	---	---	---	---	---	---
ALPHA BANK (CR)																	
(Contract Size: 100 Securities, Physical Delivery)																	
1.649	1.605	1.619	0.56%	September 2019	1.62	1.67	1.62	1.63	1.63	---	---	---	1.92	---	254	4,153	66,849
---	---	---	---	December 2019	---	---	---	---	1.62	---	---	---	---	---	---	---	---
---	---	---	---	March 2020	---	---	---	---	1.63	---	---	---	---	---	---	---	---
---	---	---	---	June 2020	---	---	---	---	1.64	---	---	---	---	---	---	---	---
ATTICA BANK S.A. (CR)																	
(Contract Size: 100 Securities, Physical Delivery)																	
0.439	0.412	0.432	3.23%	September 2019	0.430	0.445	0.420	0.425	0.425	---	---	---	0.616	---	14	138	7,876
---	---	---	---	December 2019	---	---	---	---	0.422	---	---	---	---	---	---	---	---
---	---	---	---	March 2020	---	---	---	---	0.424	---	---	---	---	---	---	---	---
---	---	---	---	June 2020	---	---	---	---	0.426	---	---	---	---	---	---	---	---
CC HBC AG (CR)																	
(Contract Size: 100 Securities, Physical Delivery)																	
30.7	30.17	30.64	-0.26%	September 2019	30.69	30.70	30.25	30.56	30.56	---	---	---	33.35	---	9	22	418
---	---	---	---	December 2019	---	---	---	---	30.99	---	---	---	---	---	---	---	---
---	---	---	---	March 2020	---	---	---	---	31.14	---	---	---	---	---	---	---	---
---	---	---	---	June 2020	---	---	---	---	31.30	---	---	---	---	---	---	---	---
CENERGY HOLDINGS (CB)																	
(Contract Size: 100 Securities, Physical Delivery)																	
1.506	1.48	1.48	-0.54%	September 2019	1.51	1.53	1.49	1.51	1.51	---	---	---	1.61	---	28	179	10,091
---	---	---	---	December 2019	---	---	---	---	1.50	---	---	---	---	---	---	---	---
---	---	---	---	March 2020	---	---	---	---	1.51	---	---	---	---	---	---	---	---
---	---	---	---	June 2020	---	---	---	---	1.52	---	---	---	---	---	---	---	---
ELLAKTOR (CR)																	
(Contract Size: 100 Securities, Physical Delivery)																	
2.115	2.075	2.09	-0.48%	September 2019	2.11	2.14	2.09	2.09	2.09	---	---	---	2.19	---	55	305	9,745
---	---	---	---	December 2019	---	---	---	---	2.12	---	---	---	---	---	---	---	---
---	---	---	---	March 2020	---	---	---	---	2.13	---	---	---	---	---	---	---	---
---	---	---	---	June 2020	---	---	---	---	2.14	---	---	---	---	---	---	---	---
EUROBANK ERGASIAS (CR)																	
(Contract Size: 100 Securities, Physical Delivery)																	
0.8535	0.824	0.842	2.06%	September 2019	0.834	0.862	0.834	0.846	0.846	---	---	---	0.911	---	144	4,191	44,392
---	---	---	---	December 2019	---	---	---	---	0.832	---	---	---	---	---	---	---	---
---	---	---	---	March 2020	---	---	---	---	0.836	---	---	---	---	---	---	---	---
---	---	---	---	June 2020	---	---	---	---	0.840	---	---	---	---	---	---	---	---

Derivatives notes

Fixing prices and final open positions can be retrieved from the following path <http://www.helex.gr/el/web/guest/statistics-end-of-day-derivatives>

Underlying Asset				Derivatives Market													
Price max	Price min	Closing price	change	Delivery Month	Open price	Price max	Price min	Last price	Closing price	Last Bid	Last Ask	Fixing price*	Life high	Life low	Trades	Volume	Open Interest
EYDAP S.A. (CR)				(Contract Size: 100 Securities, Physical Delivery)													
7.61	7.49	7.59	-0.13%	September 2019	---	---	---	---	7.63	---	---	---	7.66	---	---	---	376
				December 2019	---	---	---	---	7.67	---	---	---	---	---	---	---	---
				March 2020	---	---	---	---	7.70	---	---	---	---	---	---	---	---
				June 2020	---	---	---	---	7.74	---	---	---	---	---	---	---	---
FOURLIS (CR)				(Contract Size: 100 Securities, Physical Delivery)													
5.6	5.43	5.53	-1.25%	September 2019	5.58	5.65	5.57	5.57	5.57	---	---	---	5.83	---	14	34	468
				December 2019	---	---	---	---	5.65	---	---	---	---	---	---	---	---
				March 2020	---	---	---	---	5.68	---	---	---	---	---	---	---	---
				June 2020	---	---	---	---	5.71	---	---	---	---	---	---	---	---
GEK TERNA (CR)				(Contract Size: 100 Securities, Physical Delivery)													
6.2	6.04	6.1	-0.81%	September 2019	6.19	6.25	6.12	6.12	6.12	---	---	---	6.35	---	34	108	8,639
				December 2019	---	---	---	---	6.20	---	---	---	6.27	---	---	---	1
				March 2020	---	---	---	---	6.23	---	---	---	---	---	---	---	---
				June 2020	---	---	---	---	6.27	---	---	---	---	---	---	---	---
HELLENIC EXCHANGES-A.S.E. (CR)				(Contract Size: 100 Securities, Physical Delivery)													
5	4.95	4.97	-0.20%	September 2019	5.03	5.05	4.98	4.98	4.98	---	---	---	5.24	---	54	198	3,792
				December 2019	---	---	---	---	5.02	---	---	---	---	---	---	---	---
				March 2020	---	---	---	---	5.05	---	---	---	---	---	---	---	---
				June 2020	---	---	---	---	5.07	---	---	---	---	---	---	---	---
HELLENIC PETROLEUM (CR)				(Contract Size: 100 Securities, Physical Delivery)													
9.13	8.95	8.95	-1.32%	September 2019	9.11	9.15	9.02	9.02	9.02	---	---	---	9.37	---	12	25	2,126
				December 2019	---	---	---	---	9.15	---	---	---	---	---	---	---	---
				March 2020	---	---	---	---	9.19	---	---	---	---	---	---	---	---
				June 2020	---	---	---	---	9.24	---	---	---	---	---	---	---	---
INTRACOM HOLDINGS (CR)				(Contract Size: 100 Securities, Physical Delivery)													
1.106	1.06	1.06	-2.57%	September 2019	1.10	1.11	1.06	1.06	1.06	---	---	---	1.11	---	14	104	3,492
				December 2019	---	---	---	---	1.10	---	---	---	---	---	---	---	---
				March 2020	---	---	---	---	1.10	---	---	---	---	---	---	---	---
				June 2020	---	---	---	---	1.11	---	---	---	---	---	---	---	---
INTRALOT (CR)				(Contract Size: 100 Securities, Physical Delivery)													
0.512	0.4855	0.495	-1.79%	September 2019	0.510	0.512	0.500	0.500	0.500	---	---	---	0.541	---	12	67	4,633
				December 2019	---	---	---	---	0.508	---	---	---	---	---	---	---	---
				March 2020	---	---	---	---	0.511	---	---	---	---	---	---	---	---
				June 2020	---	---	---	---	0.513	---	---	---	---	---	---	---	---

Derivatives notes

Fixing prices and final open positions can be retrieved from the following path <http://www.helex.gr/el/web/guest/statistics-end-of-day-derivatives>

Underlying Asset				Derivatives Market													
Price max	Price min	Closing price	change	Delivery Month	Open price	Price max	Price min	Last price	Closing price	Last Bid	Last Ask	Fixing price*	Life high	Life low	Trades	Volume	Open Interest
JUMBO SA (CR)				(Contract Size: 100 Securities, Physical Delivery)													
18.02	17.81	17.95	-0.28%	September 2019	17.99	17.99	17.99	17.99	17.99	---	---	---	18.80	---	1	10	417
				December 2019	---	---	---	---	18.16	---	---	---	16.75	---	---	---	13
				March 2020	---	---	---	---	18.25	---	---	---	---	---	---	---	---
				June 2020	---	---	---	---	18.34	---	---	---	---	---	---	---	---
LAMDA DEVELOPMENT SA (CR)				(Contract Size: 100 Securities, Physical Delivery)													
9.75	9.49	9.55	-0.93%	September 2019	9.77	9.77	9.59	9.59	9.59	---	---	---	10.15	---	25	74	2,646
				December 2019	---	---	---	---	9.72	---	---	---	---	---	---	---	---
				March 2020	---	---	---	---	9.77	---	---	---	---	---	---	---	---
				June 2020	---	---	---	---	9.82	---	---	---	---	---	---	---	---
MARFIN INVESTMENT GROUP (CR)				(Contract Size: 100 Securities, Physical Delivery)													
0.1428	0.1352	0.1352	-2.31%	September 2019	0.145	0.145	0.137	0.137	0.137	---	---	---	0.153	---	93	1,787	89,563
				December 2019	---	---	---	---	0.140	---	---	---	---	---	---	---	---
				March 2020	---	---	---	---	0.140	---	---	---	---	---	---	---	---
				June 2020	---	---	---	---	0.141	---	---	---	---	---	---	---	---
MOTOR OIL (CR)				(Contract Size: 100 Securities, Physical Delivery)													
23.36	22.82	22.82	-1.98%	September 2019	23.22	23.22	22.94	22.94	22.94	---	---	---	24.27	---	4	11	232
				December 2019	---	---	---	---	23.48	---	---	---	---	---	---	---	---
				March 2020	---	---	---	---	23.60	---	---	---	---	---	---	---	---
				June 2020	---	---	---	---	23.72	---	---	---	---	---	---	---	---
MYTILINEOS HOLDINGS (CR)				(Contract Size: 100 Securities, Physical Delivery)													
11.32	11.18	11.27	0.81%	September 2019	11.23	11.38	11.23	11.30	11.30	---	---	---	11.38	---	58	212	10,096
				December 2019	---	---	---	---	11.28	---	---	---	---	---	---	---	---
				March 2020	---	---	---	---	11.33	---	---	---	---	---	---	---	---
				June 2020	---	---	---	---	11.39	---	---	---	---	---	---	---	---
NATIONAL BANK (CR)				(Contract Size: 100 Securities, Physical Delivery)													
2.389	2.32	2.36	1.24%	September 2019	2.32	2.40	2.32	2.37	2.37	---	---	---	2.57	---	303	4,013	59,152
				December 2019	---	---	---	---	2.35	---	---	---	---	---	---	---	---
				March 2020	---	---	---	---	2.36	---	---	---	---	---	---	---	---
				June 2020	---	---	---	---	2.37	---	---	---	---	---	---	---	---
OPAP (CR)				(Contract Size: 100 Securities, Physical Delivery)													
9.96	9.82	9.845	-0.76%	September 2019	9.97	9.99	9.89	9.89	9.89	---	---	---	10.27	---	30	76	4,630
				December 2019	---	---	---	---	10.01	---	---	---	---	---	---	---	---
				March 2020	---	---	---	---	10.06	---	---	---	---	---	---	---	---
				June 2020	---	---	---	---	10.11	---	---	---	---	---	---	---	---

Derivatives notes

Fixing prices and final open positions can be retrieved from the following path <http://www.helex.gr/el/web/guest/statistics-end-of-day-derivatives>

Underlying Asset				Derivatives Market													
Price max	Price min	Closing price	change	Delivery Month	Open price	Price max	Price min	Last price	Closing price	Last Bid	Last Ask	Fixing price*	Life high	Life low	Trades	Volume	Open Interest
OTE (CR)				(Contract Size: 100 Securities, Physical Delivery)													
12.54	12.4	12.49	0.24%	September 2019	12.60	12.60	12.47	12.47	12.47	---	---	---	12.90	---	14	76	3,003
				December 2019	---	---	---	---	12.57	---	---	---	---	---	---	---	---
				March 2020	---	---	---	---	12.63	---	---	---	---	---	---	---	---
				June 2020	---	---	---	---	12.69	---	---	---	---	---	---	---	---
P.P.A. S.A. (CR)				(Contract Size: 100 Securities, Physical Delivery)													
23.35	22.35	23	1.10%	September 2019	22.60	23.00	22.60	22.90	22.90	---	---	---	23.00	---	6	7	753
				December 2019	---	---	---	---	22.95	---	---	---	22.97	---	---	---	10
				March 2020	---	---	---	---	23.06	---	---	---	---	---	---	---	---
				June 2020	---	---	---	---	23.18	---	---	---	---	---	---	---	---
PIRAEUS BANK (CR)				(Contract Size: 100 Securities, Physical Delivery)													
2.86	2.754	2.8	1.23%	September 2019	2.78	2.88	2.76	2.82	2.82	---	---	---	3.33	---	237	2,280	24,779
				December 2019	---	---	---	---	2.79	---	---	---	---	---	---	---	---
				March 2020	---	---	---	---	2.80	---	---	---	---	---	---	---	---
				June 2020	---	---	---	---	2.82	---	---	---	---	---	---	---	---
PPC (CR)				(Contract Size: 100 Securities, Physical Delivery)													
2.3	2.18	2.25	3.40%	September 2019	2.20	2.32	2.18	2.27	2.27	---	---	---	2.64	---	363	2,513	21,499
				December 2019	---	---	---	---	2.19	---	---	---	---	---	---	---	---
				March 2020	---	---	---	---	2.21	---	---	---	---	---	---	---	---
				June 2020	---	---	---	---	2.22	---	---	---	---	---	---	---	---
TERNA ENERGY (CR)				(Contract Size: 100 Securities, Physical Delivery)													
7.3	7.21	7.28	0.14%	September 2019	7.30	7.35	7.30	7.30	7.30	---	---	---	7.50	---	12	37	5,233
				December 2019	---	---	---	---	7.33	---	---	---	1.42	---	---	---	---
				March 2020	---	---	---	---	7.37	---	---	---	---	---	---	---	---
				June 2020	---	---	---	---	7.41	---	---	---	---	---	---	---	---
VIOHALCO SA/NV (CB)				(Contract Size: 100 Securities, Physical Delivery)													
4.335	4.26	4.265	-0.58%	September 2019	4.37	4.40	4.28	4.28	4.28	---	---	---	4.45	---	58	198	5,665
				December 2019	---	---	---	---	4.33	---	---	---	---	---	---	---	---
				March 2020	---	---	---	---	4.35	---	---	---	---	---	---	---	---
				June 2020	---	---	---	---	4.37	---	---	---	---	---	---	---	---

Derivatives notes

Fixing prices and final open positions can be retrieved from the following path <http://www.helex.gr/el/web/guest/statistics-end-of-day-derivatives>

FTSE/Athex Large Cap

(Trade Unit: 1 Index Point x 2€ - Exercise Style: European, Cash Settlement)

Exercise Price	Call Options														Put Options																					
	July 2019							August 2019							Other Months		July 2019							August 2019							Other Months		Exercise Price			
	Open price	Price max	Price min	Last price	Closing price	Volume	Open Interest	Open price	Price max	Price min	Last price	Closing price	Volume	Open Interest	Volume	Open Interest	Open price	Price max	Price min	Last price	Closing price	Volume	Open Interest	Open price	Price max	Price min	Last price	Closing price	Volume	Open Interest	Volume	Open Interest				
1,425	-	-	-	-	-	-	-	-	-	-	-	-	-	-	-	-	-	-	-	-	-	-	-	-	-	-	-	-	-	-	-	-		-	1,425	
1,450	-	-	-	-	-	-	-	-	-	-	-	-	-	-	-	-	-	-	-	-	-	-	-	-	-	-	-	-	-	-	-	-	-	1,450		
1,475	-	-	-	-	-	-	-	-	-	-	-	-	-	-	-	-	-	-	-	-	-	-	-	-	-	-	-	-	-	-	-	-	-	1,475		
1,500	-	-	-	-	-	-	-	-	-	-	-	-	-	-	-	-	-	-	-	-	-	-	-	-	-	-	-	-	-	-	-	-	-	1,500		
1,525	-	-	-	-	-	-	-	-	-	-	-	-	-	-	-	-	-	-	-	-	-	-	-	-	-	-	-	-	-	-	-	-	-	1,525		
1,550	-	-	-	-	-	-	-	-	-	-	-	-	-	-	-	-	-	-	-	-	-	-	-	-	-	-	-	-	-	-	-	-	-	1,550		
1,575	-	-	-	-	-	-	-	-	-	-	-	-	-	-	-	-	-	-	-	-	-	-	-	-	-	-	-	-	-	-	-	-	-	1,575		
1,600	-	-	-	-	-	-	-	-	-	-	-	-	-	-	-	-	-	-	-	-	-	-	-	-	-	-	-	-	-	-	-	-	-	1,600		
1,625	-	-	-	-	-	-	-	-	-	-	-	-	-	-	-	-	-	-	-	-	-	-	-	-	-	-	-	-	-	-	-	-	-	1,625		
1,650	-	-	-	-	-	-	-	-	-	-	-	-	-	-	-	-	-	-	-	-	-	-	-	-	-	-	-	-	-	-	-	-	-	1,650		
1,675	-	-	-	-	-	-	-	-	-	-	-	-	-	-	-	-	-	-	-	-	-	-	-	-	-	-	-	-	-	-	-	-	-	1,675		
1,700	-	-	-	-	-	-	-	-	-	-	-	-	-	-	-	-	-	-	-	-	-	-	-	-	-	-	-	-	-	-	-	-	-	1,700		
1,725	0.00	0.00	0.00	-	438.00	-	-	0.00	0.00	0.00	-	447.00	-	-	-	0.00	0.00	0.00	-	0.01	-	-	0.00	0.00	0.00	-	0.01	-	-	-	-	-	1,725			
1,750	0.00	0.00	0.00	-	413.00	-	-	0.00	0.00	0.00	-	422.00	-	-	-	0.00	0.00	0.00	-	0.01	-	-	0.00	0.00	0.00	-	0.02	-	-	-	-	-	1,750			
1,775	0.00	0.00	0.00	-	388.00	-	-	0.00	0.00	0.00	-	397.00	-	-	-	0.00	0.00	0.00	-	0.01	-	-	0.00	0.00	0.00	-	0.04	-	-	-	-	-	1,775			
1,800	0.00	0.00	0.00	-	363.00	-	-	0.00	0.00	0.00	-	372.00	-	-	-	0.00	0.00	0.00	-	0.01	-	-	0.00	0.00	0.00	-	0.09	-	-	-	-	-	1,800			
1,825	0.00	0.00	0.00	-	338.00	-	-	0.00	0.00	0.00	-	347.00	-	-	-	0.00	0.00	0.00	-	0.01	-	30	0.00	0.00	0.00	-	0.17	-	-	-	-	-	1,825			
1,850	0.00	0.00	0.00	-	313.00	-	20	0.00	0.00	0.00	-	323.00	-	-	-	0.00	0.00	0.00	-	0.01	-	40	0.00	0.00	0.00	-	0.33	-	-	-	-	-	1,850			
1,875	0.00	0.00	0.00	-	288.00	-	5	0.00	0.00	0.00	-	298.00	-	-	-	0.00	0.00	0.00	-	0.01	-	2	0.00	0.00	0.00	-	0.60	-	-	-	-	-	1,875			
1,900	0.00	0.00	0.00	-	263.00	-	40	0.00	0.00	0.00	-	273.00	-	-	-	0.00	0.00	0.00	-	0.02	-	-	0.00	0.00	0.00	-	1.10	-	-	-	-	-	1,900			
1,925	0.00	0.00	0.00	-	238.00	-	20	0.00	0.00	0.00	-	249.00	-	-	-	0.00	0.00	0.00	-	0.01	-	90	0.00	0.00	0.00	-	1.80	-	-	-	-	-	1,925			
1,950	0.00	0.00	0.00	-	213.00	-	62	0.00	0.00	0.00	-	225.00	-	-	-	0.00	0.00	0.00	-	0.01	-	101	0.00	0.00	0.00	-	2.90	-	-	-	-	-	1,950			
1,975	0.00	0.00	0.00	-	188.00	-	23	0.00	0.00	0.00	-	202.00	-	-	-	0.00	0.00	0.00	-	0.01	-	240	0.00	0.00	0.00	-	4.60	-	-	-	-	-	1,975			
2,000	0.00	0.00	0.00	-	163.00	-	139	0.00	0.00	0.00	-	179.00	-	-	-	0.00	0.00	0.00	-	0.01	-	228	0.00	0.00	0.00	-	6.90	-	-	-	-	-	2,000			
2,050	0.00	0.00	0.00	-	113.00	-	128	0.00	0.00	0.00	-	137.00	-	20	-	0.00	0.00	0.00	-	0.01	-	494	15.00	15.00	15.00	15.00	15.00	11	78	-	-	-	2,050			
2,100	61.50	61.50	60.00	60.00	60.00	11	293	0.00	0.00	0.00	-	100.00	-	20	-	0.00	61.50	0.00	-	0.68	-	577	28.00	28.00	26.00	26.00	26.00	2	80	-	-	-	2,100			
2,150	22.00	27.00	15.00	15.00	15.00	40	472	69.00	69.00	69.00	69.00	69.00	1	106	-	5.00	27.00	5.00	6.00	6.00	86	329	41.00	41.00	41.00	41.00	41.00	20	226	-	-	-	2,150			
2,200	3.00	3.00	3.00	3.00	3.00	1	528	54.50	54.50	51.00	52.00	52.00	100	109	-	37.00	3.00	32.00	40.00	40.00	27	92	0.00	0.00	0.00	-	72.00	-	180	-	-	-	2,200			
2,250	0.00	0.00	0.00	-	0.17	-	631	30.00	32.00	30.00	31.00	31.00	261	384	-	0.00	0.00	0.00	-	86.50	-	200	0.00	0.00	0.00	-	105.00	-	40	-	-	-	2,250			
2,300	0.00	0.00	0.00	-	0.01	-	409	0.00	0.00	0.00	-	16.00	-	149	-	90.00	0.00	90.00	90.00	90.00	1	61	0.00	0.00	0.00	-	143.00	-	-	-	-	-	2,300			
2,350	0.00	0.00	0.00	-	0.01	-	177	0.00	0.00	0.00	-	8.60	-	46	-	0.00	0.00	0.00	-	186.00	-	-	0.00	0.00	0.00	-	186.00	-	-	-	-	-	2,350			
2,400	0.00	0.00	0.00	-	0.01	-	20	0.00	0.00	0.00	-	4.40	-	-	-	0.00	0.00	0.00	-	236.00	-	-	0.00	0.00	0.00	-	231.00	-	-	-	-	-	2,400			
2,450	0.00	0.00	0.00	-	0.01	-	-	0.00	0.00	0.00	-	2.10	-	-	-	0.00	0.00	0.00	-	286.00	-	-	0.00	0.00	0.00	-	279.00	-	-	-	-	-	2,450			
2,500	0.00	0.00	0.00	-	0.01	-	-	0.00	0.00	0.00	-	0.94	-	-	-	0.00	0.00	0.00	-	336.00	-	-	0.00	0.00	0.00	-	328.00	-	-	-	-	-	2,500			
Totals:							52	2,967							362	834	0	0							114	2,484							33	604	0	0
Number of Trades:							13							11	0							13							4	0						

ALPHA BANK (CR)

(Contract Size: 100 Securities, Exercise Style: American, Physical Delivery)

Call Options																Put Options																	
Exercise Price	July 2019							August 2019							Other Months		July 2019							August 2019							Other Months		Exercise Price
	Open price	Price max	Price min	Last price	Closing price	Volume	Open Interest	Open price	Price max	Price min	Last price	Closing price	Volume	Open Interest	Volume	Open Interest	Open price	Price max	Price min	Last price	Closing price	Volume	Open Interest	Open price	Price max	Price min	Last price	Closing price	Volume	Open Interest	Volume	Open Interest	
0.600						-	-							-	-								-	-									0.006
0.650						-	-							-	-								-	-									0.007
0.700						-	-							-	-								-	-									0.007
0.750						-	-							-	-								-	-									0.008
0.800						-	-							-	-								-	-									0.008
0.850	0.000	0.000	0.000		0.760	-	-	0.000	0.000	0.000		0.761	-	-		0.000	0.000	0.000		0.002	-	-	0.000	0.000	0.000		0.001	-	-		0.009		
0.900	0.000	0.000	0.000		0.710	-	-	0.000	0.000	0.000		0.712	-	-		0.000	0.000	0.000		0.001	-	-	0.000	0.000	0.000		0.002	-	-		0.009		
0.950	0.000	0.000	0.000		0.660	-	-	0.000	0.000	0.000		0.662	-	-		0.000	0.000	0.000		0.001	-	-	0.000	0.000	0.000		0.003	-	-		0.010		
1.000	0.000	0.000	0.000		0.610	-	-	0.000	0.000	0.000		0.612	-	-		0.000	0.000	0.000		0.002	-	-	0.000	0.000	0.000		0.001	-	-		0.010		
1.100	0.540	0.540	0.540	0.540	0.540	50	50	0.000	0.000	0.000		0.512	-	-		0.000	0.000	0.000		0.001	-	-	0.000	0.000	0.000		0.002	-	-		0.011		
1.200	0.000	0.000	0.000		0.410	-	-	0.000	0.000	0.000		0.414	-	-		0.000	0.000	0.000		0.003	-	-	0.000	0.000	0.000		0.002	-	-		0.012		
1.300	0.000	0.000	0.000		0.310	-	-	0.000	0.000	0.000		0.320	-	-		0.000	0.000	0.000		0.001	-	-	0.000	0.000	0.000		0.008	-	-		0.013		
1.400	0.000	0.000	0.000		0.210	-	-	0.000	0.000	0.000		0.234	-	-		0.000	0.000	0.000		0.001	-	-	0.000	0.000	0.000		0.022	-	-		0.014		
1.500	0.000	0.000	0.000		0.114	-	10	0.000	0.000	0.000		0.161	-	-		0.000	0.000	0.000		0.004	-	1	0.000	0.000	0.000		0.049	-	-		0.015		
1.600	0.000	0.000	0.000		0.041	-	55	0.000	0.000	0.000		0.104	-	40		0.000	0.000	0.000		0.031	-	-	0.000	0.000	0.000		0.091	-	-		0.016		
1.700	0.000	0.000	0.000		0.008	-	15	0.000	0.000	0.000		0.063	-	-		0.000	0.000	0.000		0.098	-	3	0.000	0.000	0.000		0.150	-	-		0.017		
1.800	0.000	0.000	0.000		0.001	-	74	0.000	0.000	0.000		0.036	-	40		0.000	0.000	0.000		0.191	-	-	0.000	0.000	0.000		0.223	-	-		0.018		
1.900	0.000	0.000	0.000		0.001	-	-	0.000	0.000	0.000		0.019	-	10		0.000	0.000	0.000		0.290	-	-	0.000	0.000	0.000		0.307	-	-		0.019		
2.000	0.000	0.000	0.000		0.001	-	-	0.000	0.000	0.000		0.009	-	-		0.000	0.000	0.000		0.390	-	-	0.000	0.000	0.000		0.397	-	-		0.020		
2.200	0.000	0.000	0.000		0.001	-	-	0.000	0.000	0.000		0.002	-	-		0.000	0.000	0.000		0.590	-	-	0.000	0.000	0.000		0.591	-	-		0.022		
2.400	0.000	0.000	0.000		0.001	-	-	0.000	0.000	0.000		0.002	-	-		0.000	0.000	0.000		0.790	-	-	0.000	0.000	0.000		0.790	-	-		0.024		
2.600	0.000	0.000	0.000		0.001	-	-	0.000	0.000	0.000		0.001	-	-		0.000	0.000	0.000		0.990	-	-	0.000	0.000	0.000		0.990	-	-		0.026		
Totals:						50	204					0	90	50	0					50	4					0	0	0	0	0			
Number of Trades:						1						0		1					0.00							0				0			

NATIONAL BANK (CR)

(Contract Size: 100 Securities, Exercise Style: American, Physical Delivery)

Call Options																Put Options																	
Exercise Price	July 2019							August 2019							Other Months		July 2019						August 2019						Other Months		Exercise Price		
	Open price	Price max	Price min	Last price	Closing price	Volume	Open Interest	Open price	Price max	Price min	Last price	Closing price	Volume	Open Interest	Volume	Open Interest	Open price	Price max	Price min	Last price	Closing price	Volume	Open Interest	Open price	Price max	Price min	Last price	Closing price	Volume	Open Interest		Volume	Open Interest
0.650						-	-							-	-																		0.007
0.700						-	-							-	-																		0.007
0.750						-	-							-	-																		0.008
0.800						-	-							-	-																		0.008
0.850						-	-							-	-																		0.009
0.900						-	-							-	-																		0.009
0.950						-	-							-	-																		0.010
1.000						-	-							-	-																		0.010
1.100						-	-							-	-																		0.011
1.200						-	-							-	-																		0.012
1.300						-	-							-	-																		0.013
1.400	0.000	0.000	0.000		0.930	-	-							-	-	0.000	0.000	0.000			0.002	-	-									0.014	
1.500	0.000	0.000	0.000		0.830	-	-	0.000	0.000	0.000		0.833	-	-	0.000	0.000	0.000			0.001	-	-	0.000	0.000	0.000		0.001	-	-			0.015	
1.600	0.000	0.000	0.000		0.730	-	-	0.000	0.000	0.000		0.733	-	-	0.000	0.000	0.000			0.001	-	-	0.000	0.000	0.000		0.001	-	-			0.016	
1.700	0.000	0.000	0.000		0.630	-	-	0.000	0.000	0.000		0.634	-	-	0.000	0.000	0.000			0.001	-	-	0.000	0.000	0.000		0.001	-	-			0.017	
1.800	0.000	0.000	0.000		0.530	-	-	0.000	0.000	0.000		0.537	-	-	0.000	0.000	0.000			0.001	-	-	0.000	0.000	0.000		0.004	-	-			0.018	
1.900	0.481	0.481	0.481	0.481	0.481	20	20	0.000	0.000	0.000		0.443	-	-	0.000	0.000	0.000			0.001	-	-	0.000	0.000	0.000		0.010	-	-			0.019	
2.000	0.000	0.000	0.000		0.330	-	-	0.000	0.000	0.000		0.356	-	-	0.000	0.000	0.000			0.001	-	-	0.000	0.000	0.000		0.023	-	-			0.020	
2.200	0.000	0.000	0.000		0.136	-	10	0.000	0.000	0.000		0.208	-	-	0.000	0.000	0.000			0.005	-	-	0.000	0.000	0.000		0.075	-	-			0.022	
2.400	0.000	0.000	0.000		0.017	-	190	0.000	0.000	0.000		0.106	-	-	0.000	0.000	0.000			0.087	-	-	0.000	0.000	0.000		0.172	-	-			0.024	
2.600	0.000	0.000	0.000		0.001	-	57	0.000	0.000	0.000		0.047	-	10	0.000	0.000	0.000			0.270	-	-	0.000	0.000	0.000		0.313	-	-			0.026	
2.800	0.000	0.000	0.000		0.001	-	100	0.000	0.000	0.000		0.018	-	-	0.000	0.000	0.000			0.470	-	-	0.000	0.000	0.000		0.485	-	-			0.028	
3.000	0.000	0.000	0.000		0.004	-	-	0.000	0.000	0.000		0.006	-	-	0.000	0.000	0.000			0.670	-	-	0.000	0.000	0.000		0.674	-	-			0.030	
3.200	0.000	0.000	0.000		0.001	-	-	0.000	0.000	0.000		0.002	-	-	0.000	0.000	0.000			0.870	-	-	0.000	0.000	0.000		0.870	-	-			0.032	
3.400	0.000	0.000	0.000		0.001	-	-	0.000	0.000	0.000		0.001	-	-	0.000	0.000	0.000			1.07	-	-	0.000	0.000	0.000		1.07	-	-			0.034	
Totals:						20	377					0	10	30	20						20	0				0	0	0	154				
Number of Trades:						1						0		2							0.00					0		0					

OPAP (CR)

(Contract Size: 100 Securities, Exercise Style: American, Physical Delivery)

Exercise Price	Call Options														Put Options														Exercise Price				
	July 2019							August 2019							Other Months		July 2019							August 2019							Other Months		
	Open price	Price max	Price min	Last price	Closing price	Volume	Open Interest	Open price	Price max	Price min	Last price	Closing price	Volume	Open Interest	Volume	Open Interest	Open price	Price max	Price min	Last price	Closing price	Volume	Open Interest	Open price	Price max	Price min	Last price	Closing price		Volume	Open Interest	Volume	Open Interest
5.600					-	-						-	-								-	-										0.056	
6.000					-	-						-	-								-	-										0.060	
6.400	0.000	0.000	0.000		3.52	-	-	0.000	0.000	0.000		3.53	-	-			0.000	0.000	0.000		0.001	-	-	0.000	0.000	0.000		0.002	-	-		0.064	
6.800	0.000	0.000	0.000		3.12	-	-	0.000	0.000	0.000		3.13	-	-			0.000	0.000	0.000		0.002	-	-	0.000	0.000	0.000		0.002	-	-		0.068	
7.200	0.000	0.000	0.000		2.72	-	-	0.000	0.000	0.000		2.73	-	-			0.000	0.000	0.000		0.001	-	-	0.000	0.000	0.000		0.005	-	-		0.072	
7.600	0.000	0.000	0.000		2.32	-	-	0.000	0.000	0.000		2.33	-	-			0.000	0.000	0.000		0.001	-	-	0.000	0.000	0.000		0.002	-	-		0.076	
8.000	0.000	0.000	0.000		1.92	-	-	0.000	0.000	0.000		1.93	-	-			0.000	0.000	0.000		0.002	-	-	0.000	0.000	0.000		0.001	-	-		0.080	
8.400	0.000	0.000	0.000		1.52	-	-	0.000	0.000	0.000		1.53	-	-			0.000	0.000	0.000		0.001	-	-	0.000	0.000	0.000		0.001	-	-		0.084	
8.800	0.000	0.000	0.000		1.12	-	-	0.000	0.000	0.000		1.14	-	-			0.000	0.000	0.000		0.001	-	5	0.000	0.000	0.000		0.006	-	-		0.088	
9.200	0.000	0.000	0.000		0.721	-	-	0.000	0.000	0.000		0.768	-	-			0.000	0.000	0.000		0.001	-	5	0.000	0.000	0.000		0.033	-	-		0.092	
9.600	0.341	0.343	0.341	0.343	0.343	15	40	0.000	0.000	0.000		0.450	-	5			0.000	0.000	0.000		0.005	-	-	0.000	0.000	0.000		0.114	-	-		0.096	
10.000	0.000	0.000	0.000		0.049	-	15	0.000	0.000	0.000		0.222	-	54			0.000	0.000	0.000		0.128	-	-	0.000	0.000	0.000		0.286	-	-		0.100	
11.000	0.000	0.000	0.000		0.006	-	-	0.000	0.000	0.000		0.015	-	2			0.000	0.000	0.000		1.08	-	-	0.000	0.000	0.000		1.09	-	-		0.110	
12.000	0.000	0.000	0.000		0.030	-	-	0.000	0.000	0.000		0.003	-	-			0.000	0.000	0.000		2.08	-	-	0.000	0.000	0.000		2.08	-	-		0.120	
13.000	0.000	0.000	0.000		0.004	-	-	0.000	0.000	0.000		0.001	-	-			0.000	0.000	0.000		3.08	-	-	0.000	0.000	0.000		3.08	-	-		0.130	
14.000	0.000	0.000	0.000		0.001	-	-	0.000	0.000	0.000		0.006	-	-			0.000	0.000	0.000		4.08	-	-	0.000	0.000	0.000		4.08	-	-		0.140	
15.000	0.000	0.000	0.000		0.001	-	-	0.000	0.000	0.000		0.001	-	-			0.000	0.000	0.000		5.08	-	-	0.000	0.000	0.000		5.08	-	-		0.150	
Totals:						15	55						0	61	0	0						15	10					0	50	0	0		
Number of Trades:							2						0		0							0.00						0		0			

OTE (CR)

(Contract Size: 100 Securities, Exercise Style: American, Physical Delivery)

Exercise Price	Call Options														Put Options																		
	July 2019							August 2019							Other Months		July 2019							August 2019							Other Months		Exercise Price
	Open price	Price max	Price min	Last price	Closing price	Volume	Open Interest	Open price	Price max	Price min	Last price	Closing price	Volume	Open Interest	Volume	Open Interest	Open price	Price max	Price min	Last price	Closing price	Volume	Open Interest	Open price	Price max	Price min	Last price	Closing price	Volume	Open Interest	Volume	Open Interest	
7.600						-	-							-	-								-	-									
8.000						-	-							-	-								-	-									0.080
8.400	0.000	0.000	0.000		4.06	-	-	0.000	0.000	0.000		4.07	-	-			0.000	0.000	0.000		0.001	-	-	0.000	0.000	0.000		0.001	-	-		0.084	
8.800	0.000	0.000	0.000		3.66	-	-	0.000	0.000	0.000		3.67	-	-			0.000	0.000	0.000		0.001	-	-	0.000	0.000	0.000		0.001	-	-		0.088	
9.200	0.000	0.000	0.000		3.26	-	-	0.000	0.000	0.000		3.28	-	-			0.000	0.000	0.000		0.001	-	-	0.000	0.000	0.000		0.001	-	-		0.092	
9.600	0.000	0.000	0.000		2.86	-	-	0.000	0.000	0.000		2.88	-	-			0.000	0.000	0.000		0.001	-	-	0.000	0.000	0.000		0.005	-	-		0.096	
10.000	0.000	0.000	0.000		2.46	-	-	0.000	0.000	0.000		2.48	-	-			0.000	0.000	0.000		0.001	-	-	0.000	0.000	0.000		0.001	-	-		0.100	
11.000	0.000	0.000	0.000		1.46	-	-	0.000	0.000	0.000		1.49	-	-			0.000	0.000	0.000		0.001	-	40	0.000	0.000	0.000		0.012	-	-		0.110	
12.000	0.000	0.000	0.000		0.481	-	50	0.000	0.000	0.000		0.636	-	-			0.000	0.000	0.000		0.020	-	-	0.000	0.000	0.000		0.157	-	-		0.120	
13.000	0.000	0.000	0.000		0.015	-	-	0.000	0.000	0.000		0.157	-	2			0.000	0.000	0.000		0.554	-	-	0.000	0.000	0.000		0.679	-	-		0.130	
14.000	0.000	0.000	0.000		0.001	-	-	0.000	0.000	0.000		0.020	-	-			0.000	0.000	0.000		1.54	-	-	0.000	0.000	0.000		1.55	-	-		0.140	
15.000	0.000	0.000	0.000		0.001	-	-	0.000	0.000	0.000		0.001	-	-			0.000	0.000	0.000		2.54	-	-	0.000	0.000	0.000		2.54	-	-		0.150	
16.000	0.000	0.000	0.000		0.001	-	-	0.000	0.000	0.000		0.001	-	-			0.000	0.000	0.000		3.54	-	-	0.000	0.000	0.000		3.54	-	-		0.160	
17.000	0.000	0.000	0.000		0.001	-	-	0.000	0.000	0.000		0.001	-	-			0.000	0.000	0.000		4.54	-	-	0.000	0.000	0.000		4.54	-	-		0.170	
18.000	0.000	0.000	0.000		0.001	-	-	0.000	0.000	0.000		0.001	-	-			0.000	0.000	0.000		5.54	-	-	0.000	0.000	0.000		5.54	-	-		0.180	
Totals:						0	50						0	2	0	0						0	40					0	0	0	0		
Number of Trades:						0							0		0							0.00						0		0			

PIRAEUS BANK (CR)

(Contract Size: 100 Securities, Exercise Style: American, Physical Delivery)

Call Options																Put Options																	
Exercise Price	July 2019							August 2019							Other Months		July 2019							August 2019							Other Months		Exercise Price
	Open price	Price max	Price min	Last price	Closing price	Volume	Open Interest	Open price	Price max	Price min	Last price	Closing price	Volume	Open Interest	Volume	Open Interest	Open price	Price max	Price min	Last price	Closing price	Volume	Open Interest	Open price	Price max	Price min	Last price	Closing price	Volume	Open Interest	Volume	Open Interest	
0.300						-	-							-	-								-	-									0.003
0.350						-	-							-	-								-	-									0.004
0.400						-	-							-	-								-	-									0.004
0.450						-	-							-	-								-	-									0.005
0.500						-	-							-	-								-	-									0.005
0.550						-	-							-	-								-	-									0.006
0.600						-	-							-	-								-	-									0.006
0.650						-	-							-	-								-	-									0.007
0.700						-	-							-	-								-	-									0.007
0.750						-	-							-	-								-	-									0.008
0.800						-	-							-	-								-	-									0.008
0.850						-	-							-	-								-	-									0.009
0.900						-	-							-	-								-	-									0.009
0.950	0.000	0.000	0.000		1.82	-	-	0.000	0.000	0.000		1.82	-	-		0.000	0.000	0.000		0.001	-	-	0.000	0.000	0.000		0.003	-	-		0.010		
1.000	0.000	0.000	0.000		1.77	-	-	0.000	0.000	0.000		1.77	-	-		0.000	0.000	0.000		0.001	-	-	0.000	0.000	0.000		0.005	-	-		0.010		
1.100	0.000	0.000	0.000		1.67	-	-	0.000	0.000	0.000		1.67	-	-		0.000	0.000	0.000		0.004	-	-	0.000	0.000	0.000		0.001	-	-		0.011		
1.200	0.000	0.000	0.000		1.57	-	-	0.000	0.000	0.000		1.57	-	-		0.000	0.000	0.000		0.010	-	-	0.000	0.000	0.000		0.001	-	-		0.012		
1.300	0.000	0.000	0.000		1.47	-	-	0.000	0.000	0.000		1.47	-	-		0.000	0.000	0.000		0.002	-	-	0.000	0.000	0.000		0.001	-	-		0.013		
1.400	0.000	0.000	0.000		1.37	-	25	0.000	0.000	0.000		1.37	-	-		0.000	0.000	0.000		0.001	-	20	0.000	0.000	0.000		0.002	-	-		0.014		
1.500	0.000	0.000	0.000		1.27	-	-	0.000	0.000	0.000		1.27	-	-		0.000	0.000	0.000		0.001	-	-	0.000	0.000	0.000		0.001	-	-		0.015		
1.600	0.000	0.000	0.000		1.17	-	-	0.000	0.000	0.000		1.17	-	-		0.000	0.000	0.000		0.001	-	-	0.000	0.000	0.000		0.001	-	-		0.016		
1.700	0.000	0.000	0.000		1.07	-	-	0.000	0.000	0.000		1.07	-	-		0.000	0.000	0.000		0.003	-	-	0.000	0.000	0.000		0.001	-	-		0.017		
1.800	0.000	0.000	0.000		0.970	-	-	0.000	0.000	0.000		0.974	-	-		0.000	0.000	0.000		0.001	-	-	0.000	0.000	0.000		0.001	-	-		0.018		
1.900	0.000	0.000	0.000		0.870	-	-	0.000	0.000	0.000		0.876	-	-		0.000	0.000	0.000		0.001	-	-	0.000	0.000	0.000		0.003	-	-		0.019		
2.000	0.000	0.000	0.000		0.770	-	-	0.000	0.000	0.000		0.779	-	-		0.000	0.000	0.000		0.001	-	-	0.000	0.000	0.000		0.006	-	-		0.020		
2.200	0.000	0.000	0.000		0.570	-	-	0.000	0.000	0.000		0.595	-	-		0.000	0.000	0.000		0.003	-	-	0.000	0.000	0.000		0.021	-	-		0.022		
2.400	0.000	0.000	0.000		0.370	-	35	0.000	0.000	0.000		0.430	-	-		0.000	0.000	0.000		0.002	-	-	0.000	0.000	0.000		0.056	-	-		0.024		
2.600	0.000	0.000	0.000		0.176	-	-	0.000	0.000	0.000		0.293	-	-		0.000	0.000	0.000		0.006	-	-	0.000	0.000	0.000		0.119	-	-		0.026		
2.800	0.000	0.000	0.000		0.040	-	10	0.000	0.000	0.000		0.189	-	-		0.000	0.000	0.000		0.069	-	2	0.000	0.000	0.000		0.214	-	-		0.028		
3.000	0.000	0.000	0.000		0.003	-	38	0.000	0.000	0.000		0.115	-	63		0.000	0.000	0.000		0.232	-	-	0.000	0.000	0.000		0.341	-	-		0.030		
3.200	0.000	0.000	0.000		0.001	-	5	0.000	0.000	0.000		0.066	-	10		0.000	0.000	0.000		0.430	-	-	0.000	0.000	0.000		0.492	-	-		0.032		
3.400	0.000	0.000	0.000		0.001	-	60	0.000	0.000	0.000		0.036	-	40		0.000	0.000	0.000		0.630	-	-	0.000	0.000	0.000		0.661	-	-		0.034		
3.600	0.000	0.000	0.000		0.001	-	-	0.000	0.000	0.000		0.019	-	-		0.000	0.000	0.000		0.830	-	-	0.000	0.000	0.000		0.845	-	-		0.036		
3.800	0.000	0.000	0.000		0.003	-	-	0.000	0.000	0.000		0.010	-	-		0.000	0.000	0.000		1.03	-	-	0.000	0.000	0.000		1.04	-	-		0.038		
4.000	0.000	0.000	0.000		0.001	-	-	0.000	0.000	0.000		0.005	-	-		0.000	0.000	0.000		1.23	-	-	0.000	0.000	0.000		1.23	-	-		0.040		
4.400	0.000	0.000	0.000		0.001	-	-	0.000	0.000	0.000		0.001	-	-		0.000	0.000	0.000		1.63	-	-	0.000	0.000	0.000		1.63	-	-		0.044		

PIRAEUS BANK (CR)

(Contract Size: 100 Securities, Exercise Style: American, Physical Delivery)

	Call Options														Put Options																						
	July 2019							August 2019							Other Months		July 2019							August 2019							Other Months						
Exercise Price	Open price	Price max	Price min	Last price	Closing price	Volume	Open Interest	Open price	Price max	Price min	Last price	Closing price	Volume	Open Interest	Volume	Open Interest	Open price	Price max	Price min	Last price	Closing price	Volume	Open Interest	Open price	Price max	Price min	Last price	Closing price	Volume	Open Interest	Volume	Open Interest	Exercise Price				
Totals:						0	173						0	113	30	0						0	22						0	0	0	0					
Number of Trades:						0							0		2							0.00						0		0							

PPC (CR)

(Contract Size: 100 Securities, Exercise Style: American, Physical Delivery)

Exercise Price	Call Options														Put Options																			
	July 2019							August 2019							Other Months		July 2019							August 2019							Other Months		Exercise Price	
	Open price	Price max	Price min	Last price	Closing price	Volume	Open Interest	Open price	Price max	Price min	Last price	Closing price	Volume	Open Interest	Volume	Open Interest	Open price	Price max	Price min	Last price	Closing price	Volume	Open Interest	Open price	Price max	Price min	Last price	Closing price	Volume	Open Interest	Volume	Open Interest		
0.850	-	-	-	-	-	-	-	-	-	-	-	-	-	-	-	-	-	-	-	-	-	-	-	-	-	-	-	-	-	-	-	-		-
0.900	0.000	0.000	0.000	1.28	-	-	0.000	0.000	0.000	1.28	-	-	0.000	0.000	0.000	0.007	-	-	0.000	0.000	0.000	0.002	-	-	0.000	0.000	0.000	0.001	-	-	0.000	0.000	0.009	
0.950	0.000	0.000	0.000	1.23	-	-	0.000	0.000	0.000	1.23	-	-	0.000	0.000	0.000	0.001	-	-	0.000	0.000	0.000	0.001	-	-	0.000	0.000	0.000	0.001	-	-	0.000	0.000	0.010	
1.000	0.000	0.000	0.000	1.18	-	-	0.000	0.000	0.000	1.18	-	-	0.000	0.000	0.000	0.003	-	-	0.000	0.000	0.000	0.001	-	-	0.000	0.000	0.000	0.001	-	-	0.000	0.000	0.010	
1.100	0.000	0.000	0.000	1.08	-	-	0.000	0.000	0.000	1.08	-	-	0.000	0.000	0.000	0.003	-	-	0.000	0.000	0.000	0.001	-	-	0.000	0.000	0.000	0.001	-	-	0.000	0.000	0.011	
1.200	0.000	0.000	0.000	0.980	-	-	0.000	0.000	0.000	0.982	-	-	0.000	0.000	0.000	0.001	-	-	0.000	0.000	0.000	0.001	-	-	0.000	0.000	0.000	0.001	-	-	0.000	0.000	0.012	
1.300	0.000	0.000	0.000	0.880	-	1	0.000	0.000	0.000	0.882	-	-	0.000	0.000	0.000	0.005	-	-	0.000	0.000	0.000	0.002	-	-	0.000	0.000	0.000	0.002	-	-	0.000	0.000	0.013	
1.400	0.000	0.000	0.000	0.780	-	-	0.000	0.000	0.000	0.783	-	-	0.000	0.000	0.000	0.001	-	-	0.000	0.000	0.000	0.001	-	-	0.000	0.000	0.000	0.001	-	-	0.000	0.000	0.014	
1.500	0.000	0.000	0.000	0.680	-	-	0.000	0.000	0.000	0.684	-	-	0.000	0.000	0.000	0.001	-	-	0.000	0.000	0.000	0.002	-	-	0.000	0.000	0.000	0.002	-	-	0.000	0.000	0.015	
1.600	0.000	0.000	0.000	0.580	-	-	0.000	0.000	0.000	0.587	-	-	0.000	0.000	0.000	0.003	-	-	0.000	0.000	0.000	0.004	-	-	0.000	0.000	0.000	0.004	-	-	0.000	0.000	0.016	
1.700	0.000	0.000	0.000	0.480	-	5	0.000	0.000	0.000	0.493	-	-	0.000	0.000	0.000	0.001	-	-	0.000	0.000	0.000	0.010	-	-	0.000	0.000	0.000	0.010	-	-	0.000	0.000	0.017	
1.800	0.000	0.000	0.000	0.380	-	50	0.000	0.000	0.000	0.405	-	10	0.000	0.000	0.000	0.002	-	-	0.000	0.000	0.000	0.022	-	-	0.000	0.000	0.000	0.022	-	-	0.000	0.000	0.018	
1.900	0.000	0.000	0.000	0.281	-	5	0.000	0.000	0.000	0.324	-	200	0.000	0.000	0.000	0.001	-	-	0.000	0.000	0.000	0.041	-	-	0.000	0.000	0.000	0.041	-	-	0.000	0.000	0.019	
2.000	0.000	0.000	0.000	0.186	-	10	0.000	0.000	0.000	0.253	-	72	0.000	0.000	0.000	0.005	-	1	0.000	0.000	0.000	0.070	-	-	0.000	0.000	0.000	0.070	-	-	0.000	0.000	0.020	
2.200	0.000	0.000	0.000	0.047	-	117	0.000	0.000	0.000	0.142	-	70	0.000	0.000	0.000	0.066	-	-	0.000	0.000	0.000	0.159	-	-	0.000	0.000	0.000	0.159	-	-	0.000	0.000	0.022	
2.400	0.000	0.000	0.000	0.004	-	20	0.000	0.000	0.000	0.071	-	190	0.000	0.000	0.000	0.224	-	-	0.000	0.000	0.000	0.288	-	-	0.000	0.000	0.000	0.288	-	-	0.000	0.000	0.024	
2.600	0.000	0.000	0.000	0.001	-	150	0.000	0.000	0.000	0.033	-	-	0.000	0.000	0.000	0.420	-	-	0.000	0.000	0.000	0.450	-	-	0.000	0.000	0.000	0.450	-	-	0.000	0.000	0.026	
2.800	0.000	0.000	0.000	0.004	-	-	0.000	0.000	0.000	0.014	-	-	0.000	0.000	0.000	0.620	-	-	0.000	0.000	0.000	0.631	-	-	0.000	0.000	0.000	0.631	-	-	0.000	0.000	0.028	
3.000	0.000	0.000	0.000	0.001	-	-	0.000	0.000	0.000	0.005	-	-	0.000	0.000	0.000	0.820	-	-	0.000	0.000	0.000	0.823	-	-	0.000	0.000	0.000	0.823	-	-	0.000	0.000	0.030	
3.200	0.000	0.000	0.000	0.006	-	-	0.000	0.000	0.000	0.002	-	-	0.000	0.000	0.000	1.02	-	-	0.000	0.000	0.000	1.02	-	-	0.000	0.000	0.000	1.02	-	-	0.000	0.000	0.032	
3.400	0.000	0.000	0.000	0.002	-	-	0.000	0.000	0.000	0.001	-	-	0.000	0.000	0.000	1.22	-	-	0.000	0.000	0.000	1.22	-	-	0.000	0.000	0.000	1.22	-	-	0.000	0.000	0.034	
Totals:						0	358					0	542	0	521								0	1							0	17	0	0
Number of Trades:							0						0		0									0.00								0		0

Lending Products	Underlying Title	Multilateral Transactions[1]					Bilateral Transactions[2]		Stock Borrowing through OTC (volume)[3]
		Open Interest[5]	Volume(Offered)	Average Weighted	Transactions volume	Average Weighted	Transactions Volume	Average Weighted	Transactions Volume
ADMIEBOR	ADMIE (IPTO) HOLDING S.A. (CR)	---	---	---	---	---	---	61,007	
AEGNBOR	AEGEAN AIRLINES (CR)	---	---	---	---	---	---	11,211	
ALPHABOR	ALPHA BANK (CR)	5,000	---	---	---	---	---	36,914,818	
ALMYBOR	ALUMIL (CR)	---	---	---	---	---	---	---	
TATTBOR	ATTICA BANK S.A. (CR)	18,751	---	---	---	---	---	370	
EEEBOR	CC HBC AG (CR)	---	---	---	---	---	---	70,546	
CENERBOR	CENERGY HOLDINGS (CB)	---	---	---	---	---	---	---	
ELLAKTORBOR	ELLAKTOR (CR)	12,400	---	---	---	---	---	11,898	
EUROBBOR	EUROBANK ERGASIAS (CR)	158,550	---	---	---	---	---	78,189,840	
EYDAPBOR	EYDAP S.A. (CR)	---	---	---	---	---	---	114,781	
FFGRPBOR	FOLLI FOLLIE (CR)	---	---	---	---	---	---	1,331,265	
FOYRKBOR	FOURLIS (CR)	---	---	---	---	---	---	52,577	
GEKTERNABOR	GEK TERNA (CR)	---	---	---	---	---	---	24,493	
SARBOR	GR. SARANTIS S.A. (CR)	2,500	---	---	500	3.91%	---	35,722	
EXAEBOR	HELLENIC EXCHANGES-A.S.E. (CR)	4,500	---	---	---	---	---	123,565	
ELPEBOR	HELLENIC PETROLEUM (CR)	500	---	---	---	---	---	51,983	
INTRKBOR	INTRACOM HOLDINGS (CR)	1,500	---	---	---	---	---	---	
INLOTBOR	INTRALOT (CR)	---	---	---	---	---	---	444,512	
BELABOR	JUMBO SA (CR)	13,200	---	---	---	---	---	77,208	
LAMDABOR	LAMDA DEVELOPMENT SA (CR)	---	---	---	---	---	1,000	0.01%	5,000
MIGBOR	MARFIN INVESTMENT GROUP (CR)	---	---	---	---	---	---	744,474	
MOHBOR	MOTOR OIL (CR)	1,500	---	---	---	---	---	43,134	
MYTILBOR	MYTILINEOS HOLDINGS (CR)	---	---	---	---	---	---	26,742	
ETEBOR	NATIONAL BANK (CR)	---	---	---	---	---	---	29,531,400	
OPAPBOR	OPAP (CR)	---	---	---	---	---	---	1,280,257	
HTOBOR	OTE (CR)	28,000	---	---	---	---	---	522,090	
PPABOR	P.P.A. S.A. (CR)	---	---	---	---	---	---	5,901	
TPEIRBOR	PIRAEUS BANK (CR)	---	---	---	---	---	---	24,490,223	
PLAISBOR	PLAISIO COMPUTERS SA (CR)	---	---	---	---	---	---	---	
PPCBOR	PPC (CR)	---	---	---	---	---	---	6,930,839	
QUALBOR	QUALITY & RELIABILITY SA (CR)	---	---	---	---	---	---	---	

Stock Lending Notes

[1] - Multilateral contracts Lending or Borrowing as per Methods 8-1, 8-2 and 8-3-3 (According to ATHEX BoD Resolution No.17)

[2] - Bilateral Contracts Lending or Borrowing as per Methods 8-3-1 and 8-3-2 (According to ATHEX BoD Resolution No.20)

[3] - The information concerning OTC Stock Borrowing Transactions is based on the statements of the Dematerialised Securities System (DSS) operators involved and refers to volumes that have been registered up until the previous working day.

[4] - Average Price (Volume weighted)

[5] - The Data concerning Open Interest before the start of trading session

Lending Products	Underlying Title	Open Interest[5]	Multilateral Transactions[1]				Bilateral Transactions[2]		Stock Borrowing through OTC (volume)[3]
			Volume(Offered)	Average Weighted	Transactions volume	Average Weighted	Transactions Volume	Average Weighted	Transactions Volume
TENERGYBOR	TERNA ENERGY (CR)	---	---	---	---	---	---	19,403	
TITKBOR	TITAN CEMENT (CR)	---	---	---	---	---	---	20,166	
VIQBOR	VIQHALCO SA/NV (CB)	---	---	---	---	---	---	---	

Stock Lending Notes

[1] - Multilateral contracts Lending or Borrowing as per Methods 8-1, 8-2 and 8-3-3 (According to ATHEX BoD Resolution No.17)

[2] - Bilateral Contracts Lending or Borrowing as per Methods 8-3-1 and 8-3-2 (According to ATHEX BoD Resolution No.20)

[3] - The information concerning OTC Stock Borrowing Transactions is based on the statements of the Dematerialised Securities System (DSS) operators involved and refers to volumes that have been registered up until the previous working day.

[4] - Average Price (Volume weighted)

[5] - The Data concerning Open Interest before the start of trading session

Sectors codification for listed companies

12003 -	ETF	10101010	Computer Services
10101015	Software	10102030	Computer Hardware
15101010	Telecommunications Equipment	15102015	Telecommunications Services
20101010	Health Care Facilities	20101025	Health Care Services
20102010	Medical Equipment	20103015	Pharmaceuticals
30101010	Banks	30202000	Diversified Financial Services
30202010	Asset Managers & Custodians	30202015	Investment Services
30302010	Full Line Insurance	30302015	Insurance Brokers
35101010	Real Estate Holding and Development	35101015	Real Estate Services
35102000	Diversified REITs	35102030	Office REITs
40201040	Rental & Leasing Services: Consumer	40202010	Home Construction
40202015	Household Furnishings	40202020	Household Appliance
40203040	Electronic Entertainment	40203045	Toys
40204020	Clothing & Accessories	40301010	Entertainment
40301030	Publishing	40301035	Radio & TV Broadcasters
40401010	Diversified Retailers	40401020	Apparel Retailers
40401025	Home Improvement Retailers	40401030	Specialty Retailers
40501010	Airlines	40501015	Travel & Tourism
40501020	Casinos & Gambling	40501025	Hotels & Motels
45101015	Distillers & Vintners	45101020	Soft Drinks
45102010	Farming Fishing Ranching & Plantations	45102020	Food Products
45103010	Tobacco	45201010	Food Retailers & Wholesalers
45201020	Personal Products	50101010	Construction
50101030	Cement	50101035	Building Materials: Other
50202010	Electrical Components	50203000	Diversified Industrials
50203015	Plastics	50203030	Containers & Packaging
50204000	Machinery: Industrial	50204020	Machinery: Construction & Handling
50205010	Industrial Suppliers	50205020	Back Office Support HR & Consulting
50205030	Forms & Bulk Printing Services	50206015	Commercial Vehicles & Parts
50206030	Marine Transportation	50206060	Transportation Services
55101000	Diversified Materials	55101020	Textile Products
55102000	General Mining	55102010	Iron & Steel
55102015	Metal Fabricating	55102035	Aluminum
60101000	Integrated Oil & Gas	60101020	Oil Refining and Marketing
65101010	Alternative Electricity	65101015	Conventional Electricity
65102030	Water		



ATHEX
Athens Stock Exchange

Λεωφ. Αθηνών 110 104 42 Αθήνα
110, Athinon Ave. GR 104 42 Athens
tel. (+30)210-33.66.800, fax (+30)210-33.66.101
www.athexgroup.gr