

19

**Ημερήσιο Δελτίο  
Συναλλακτικής Δραστηριότητας**

Daily Official List  
of Trading Activity

Tuesday, 16 July, 2019

Year: 140 Trading Day No: 132



**ATHEXGROUP**  
Athens Exchange Group

**Disclaimer:**

Hellenic Exchanges-Athens Stock Exchange S.A endeavours to ensure that the data and other material ("Information") presented on the Daily Official List are accurate and complete, but it is not liable for any errors or omissions of data or /and for the accuracy, credibility, updating and completeness of the aforesaid information nor it has any liability arising directly or indirectly from the use of the above Information.

The Company is not liable for the accuracy of the data included in listed companies' announcements. Only the sender of such an announcement is fully and solely liable for any infringement of third party's rights from the content of such announcement, All contents of the Daily Official List are provided only for information purposes and do not constitute investment advice or solicitation to invest in securities or other products listed for trading on the Exchange.

You acknowledge and agree that the Company is the owner of any property rights related to any Information appearing on the Daily Official List including intellectual property rights copyright, trademarks, etc.

The above data are a property of the Hellenic Exchanges-Athens Exchange and are copyright protected. Users are forbidden to reproduce, modify, copy, sale, transmit or redistribute, by all reproduction means and methods, part or the whole of the above data, without reference to their source.

The commercial exploitation of these data is, also, forbidden by third parties. Hellenic Exchanges-Athens Exchange does not carry any responsibility, direct or indirect, derived from usage or accidental alteration of the above data when used by third parties.

---

**Hellenic Exchanges – Athens Stock Exchange S.A.**

110 Athinon Ave.,10442 Athens, Tel: (210) 33.66.800, Fax: (210) 32.13.938

[www.athexgroup.gr](http://www.athexgroup.gr)

---

**Thessalonica Stock Exchange Center (T.S.E.C)**

16-18 Katouni Str., Thessalonica 546 25 Tel: (2310) 567.667, Fax: (2310) 530.545

**Athex Members Guarantee Fund**

14-16 Fidiou Str., Athens 106 78, Tel: (210) 33.04.682, Fax: (210) 33.04.155

**Hellenic Republic Capital Market Commission**

1 Kolokotroni Str. & 1 Stadiou Str., Athens 10562 Tel: (210) 33.77.100 Fax: (210) 33.77.173

---

**Table of Contents**

---

**Section 1: Statistical Figures of Securities, Derivatives and Lending**

Summary of Markets

Athex Indices

Analytic Figures for Athex Market's Boards and Categories

Trading Details by Athex Sectors and Financial Instruments (ETFs)

Top 10 best &amp; worst performing Shares

Derivatives Summary

**Section 2: Analytic Figures of Shares Transactions**

Analytic Figures of Shares Transactions

Shares' Notes

**Section 3: Figures of Securities Transactions**

Securities Blocks Details

Shares Rights Details

Stock Borrowing

Securities Forced Sales

Forced Sales Registered Shares

Exchange Traded Funds (ETFs) Characteristics

**Section 5: Bonds traded in Fixed Income Assets Market**

Convertible Corporate Bonds - Regulated Market

Non Convertible Corporate Bonds - Regulated Market

Government Bonds

Treasury Bills &amp; Zero Coupon Government Bonds

Government Bonds Traded with the Open Outcry Method

State Banks Bonds

**Section 6: Additional Infos**

Athex &amp; ATHEXClear Members List

List of Stocks under Market Making operations

**Section 7: Derivatives Market Analytic Figures**

Index Futures

Stock Futures

Index Options

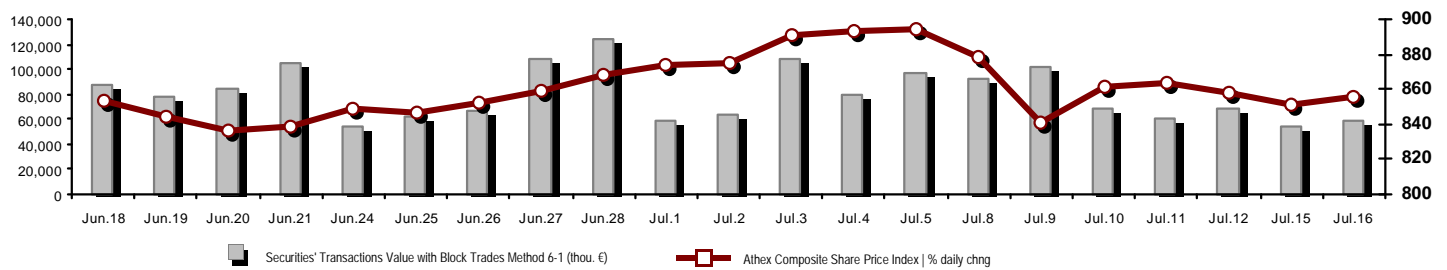
Stock Options

Stock Lending Analytic Figures

**Appendix A: Sectors codification for listed companies**

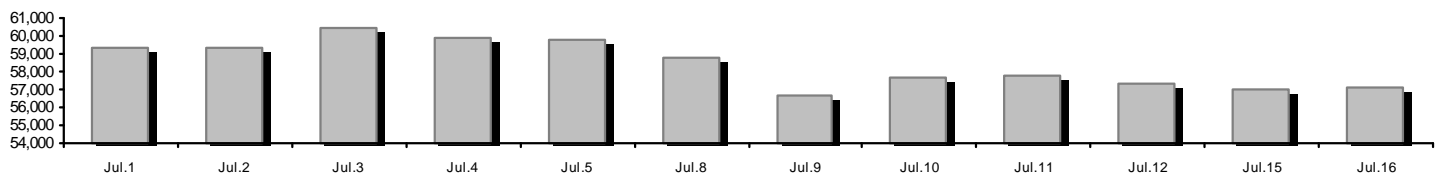
## Summary of Markets

Athex Composite Share Price Index vs Shares and Derivatives Transactions Value

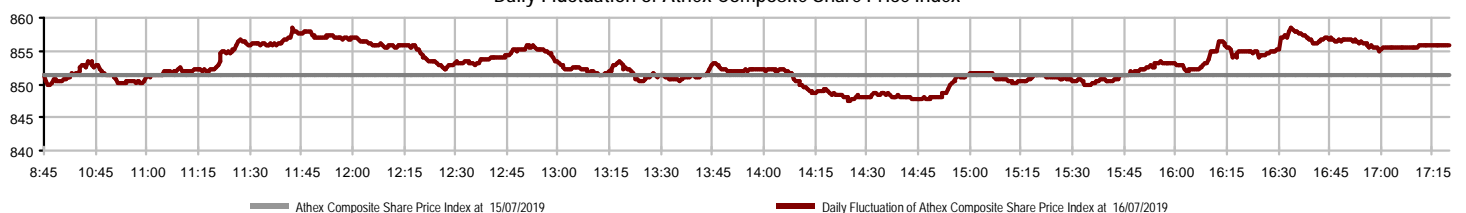


Athex Capitalisation (mill. €) **: 57,143.48	Derivatives Total Open Interest: 420,455
Daily change: mill. €   %: 173.53 0.30%	in Index Futures   % daily chng: 17,314 0.55%
Yearly Avg Capitalisation: mill. €   % chng prev year Avg: 51,871.38 -0.49%	in Stock Futures   % daily chng: 393,577 -0.18%
Athex Composite Share Price Index   % daily chng: 855.91 0.54%	in Index Options   % daily chng: 6,722 2.30%
Athex Composite Share Price Index Capitalisation (mill. €): 52,221.85	in Stock Options   % daily chng: 2,842 -7.79%
Daily change (mill. €): 135.77	
Securities' Transactions Value with Block Trades Method 6-1 (thou. €): 58,825.72	Derivatives Contracts Volume: 27,823
Daily change: %: 5,014.40 9.32%	Daily change: pieces   %: -2,225 -7.40%
YtD Avg Trans. Value: thou. €   % chng prev year Avg: 66,642.36 21.34%	YtD Avg Derivatives Contracts % chng prev year Avg: 46,174 -17.56%
Blocks Transactions Value of Method 6-1 (thou. €): 4,018.48	Derivatives Trades Number: 2,694
Blocks Transactions Value of Method 6-2 & 6-3 (thou. €): 71.47	Daily change: number   %: -105 -3.75%
Bonds Transactions Value (thou.€): 457.66	YtD Avg Trades number % chng prev year Avg: 3,043 12.24%
Securities' Transactions Volume with Block Trades Method 6-1 (thou. Pieces): 27,619.07	Lending Total Open Interest: 241,888
Daily change: thou. pieces   %: 5,538.01 25.08%	Daily change: pieces   %: -11,440 -4.52%
YtD Avg Volume: % chng prev year Avg: 35,690.92 -3.93%	Lending Volume (Multilateral/Bilateral): 0
Blocks Transactions Volume of Method 6-1 (thou. Pieces): 1,651.02	Daily change: pieces   %: -4,500
Blocks Transactions Volume of Method 6-2 & 6-3 (thou. Pieces): 3.86	Multilateral Lending: 0
Bonds Transactions Volume: 435,000	Bilateral Lending: 0
Securities' Trades Number with Block Trades Method 6-1: 27,537	Lending Trades Number: 0
Daily change: number   %: 2,527 10.10%	Daily change: %: -2
YtD Avg Trades number % chng prev year Avg: 26,954 32.58%	Multilateral Lending Trades Number: 0
Number of Blocks Method 6-1: 7	Bilateral Lending Trades Number: 0
Number of Blocks Method 6-2 & 6-3: 1	
Number of Bonds Transactions: 31	

Athex Capitalisation (mill. €) \*\*



Daily Fluctuation of Athex Composite Share Price Index



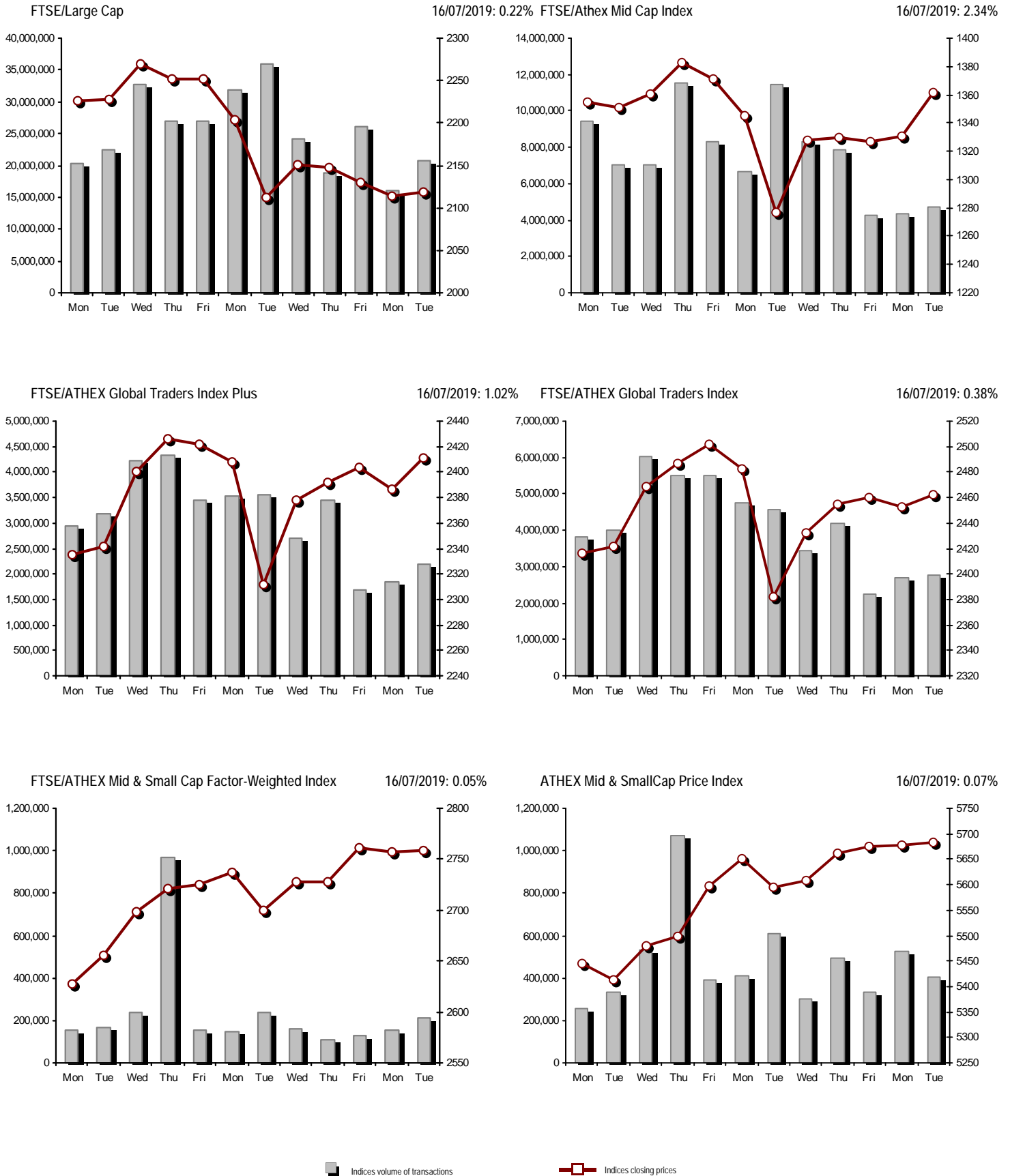
## Athex Indices

Index name	16/07/2019	15/07/2019	pts.	%	Min	Max	Year min	Year max	Year change
Athex Composite Share Price Index	855.91 #	851.28	4.63	0.54%	847.60	858.49	600.12	900.31	39.56% #
FTSE/Athex Large Cap	2,118.84 #	2,114.23	4.61	0.22%	2,101.36	2,129.50	1,580.73	2,270.46	31.74% #
FTSE/Athex Mid Cap Index	1,361.60 #	1,330.46	31.14	2.34%	1,328.10	1,362.22	945.49	1,400.08	39.64% #
FTSE/ATHEX-CSE Banking Index	560.88 #	554.61	6.27	1.13%	550.72	568.27	275.15	641.15	68.56% #
FTSE/ATHEX Global Traders Index Plus	2,411.21 #	2,386.82	24.39	1.02%	2,378.61	2,413.13	1,947.04	2,445.54	20.89% #
FTSE/ATHEX Global Traders Index	2,461.90 #	2,452.68	9.22	0.38%	2,441.94	2,467.99	1,866.67	2,517.12	29.75% #
FTSE/ATHEX Mid & Small Cap Factor-Weighted Ind	2,758.90 #	2,757.56	1.34	0.05%	2,742.83	2,764.41	2,173.67	2,768.75	24.54% #
ATHEX Mid & SmallCap Price Index	5,682.71 #	5,678.83	3.88	0.07%	5,638.98	5,702.12	3,914.71	5,717.82	43.43% #
FTSE/Athex Market Index	526.99 #	525.57	1.42	0.27%	522.51	529.45	392.32	563.60	32.02% #
FTSE Med Index	4,570.61 €	4,585.07	-14.46	-0.32%			3,966.78	4,656.80	15.28% #
Athex Composite Index Total Return Index	1,391.24 #	1,383.71	7.53	0.54%	1,377.73	1,395.43	952.47	1,463.36	42.93% #
FTSE/Athex Large Cap Total Return	3,124.60 #	3,117.81	6.79	0.22%			2,321.35	3,347.07	33.53% #
FTSE/ATHEX Large Cap Net Total Return	959.22 #	957.13	2.09	0.22%	951.30	964.05	692.89	1,027.12	36.06% #
FTSE/Athex Mid Cap Total Return	1,655.11 #	1,617.26	37.85	2.34%			1,180.35	1,677.28	37.53% #
FTSE/ATHEX-CSE Banking Total Return Index	490.24 #	484.76	5.48	1.13%			265.40	554.19	56.39% #
Hellenic Mid & Small Cap Index	1,216.34 #	1,210.80	5.54	0.46%	1,203.58	1,218.76	884.70	1,253.66	34.16% #
FTSE/Athex Banks	741.06 #	732.78	8.28	1.13%	727.64	750.83	363.54	847.12	68.56% #
FTSE/Athex Financial Services	1,102.52 #	1,089.71	12.81	1.18%	1,088.93	1,117.45	744.92	1,191.69	41.30% #
FTSE/Athex Industrial Goods & Services	2,836.61 #	2,775.84	60.77	2.19%	2,775.84	2,836.85	1,884.26	2,864.20	48.55% #
FTSE/Athex Retail	76.85 #	76.36	0.49	0.64%	73.91	76.85	58.44	77.34	28.28% #
FTSE/ATHEX Real Estate	5,881.40 €	5,892.23	-10.83	-0.18%	5,842.47	5,964.06	2,928.70	6,158.58	94.75% #
FTSE/Athex Personal & Household Goods	9,574.42 #	9,555.57	18.85	0.20%	9,417.66	9,589.01	6,649.54	9,943.56	39.20% #
FTSE/Athex Food & Beverage	11,194.13 €	11,275.90	-81.77	-0.73%	11,087.49	11,275.90	10,000.70	13,120.06	10.71% #
FTSE/Athex Basic Resources	5,816.71 #	5,556.78	259.93	4.68%	5,556.78	5,816.71	3,146.82	5,816.71	77.30% #
FTSE/Athex Construction & Materials	2,883.06 #	2,813.20	69.86	2.48%	2,792.16	2,897.60	2,437.75	2,908.47	11.65% #
FTSE/Athex Oil & Gas	5,470.35 €	5,544.68	-74.33	-1.34%	5,466.45	5,555.84	4,612.01	5,758.60	12.56% #
FTSE/Athex Chemicals	9,655.53 #	9,548.06	107.47	1.13%	9,303.35	9,655.53	7,722.79	11,217.47	18.10% #
FTSE/Athex Travel & Leisure	1,661.75 €	1,663.72	-1.97	-0.12%	1,654.78	1,678.53	1,309.57	1,737.28	25.60% #
FTSE/Athex Technology	1,027.18 #	997.32	29.86	2.99%	996.92	1,035.41	692.80	1,035.41	44.83% #
FTSE/Athex Telecommunications	3,440.71 ~	3,440.71	0.00	0.00%	3,413.19	3,462.73	2,614.94	3,605.87	31.30% #
FTSE/Athex Utilities	2,551.18 €	2,574.40	-23.22	-0.90%	2,516.67	2,581.63	1,729.19	2,687.33	45.04% #
FTSE/Athex Health Care	477.32 #	464.26	13.06	2.81%	460.82	478.01	460.82	508.96	-5.71% €
Athex All Share Index	201.22 #	200.63	0.59	0.29%	201.22	201.22	157.01	212.76	27.34% #
Hellenic Corporate Bond Index	119.68 #	119.60	0.08	0.07%			116.31	119.68	2.87% #
Hellenic Corporate Bond Price Index	96.64 #	96.61	0.04	0.04%			95.04	96.93	0.89% #

Note 1: FTSE/Med 100, Hellenic Corporate Bond Price Index and Hellenic Corporate Bond Index closing prices refer to the previous trading day of 12/07/2019.

Note 2: The Hellenic Mid & Small Cap Index is a Customized index calculated by the Athens Exchange.

Athex Indices



## Analytic Figures for Athex Market's Boards and Categories

	Total Traded Securities	Main Market	Surveillance	Exchange Traded Funds (ETFs)
Totals	134	113	20	1
Gain / Lose / Same:	65 / 44 / 25	59 / 39 / 15	6 / 4 / 10	0 / 1 / 0
Athex Capitalisation (mill. €) **	57,143.48	56,856.47	287.01	
Daily Average Trans/ons Value(thou.€)	66,642.36	66,650.01	35.79	39.35
Transactions Value	58,897.18	58,832.21	61.17	3.81
Main Board:	54,438.04	54,373.07	61.17	3.81
Blocks Board 6_2_3:	4,089.94	4,089.94	0.00	0.00
Forced Sales Board:	369.20	369.20	0.00	0.00
Special Terms Board:	0.00	0.00	0.00	0.00
Daily Average Transactions Volume	35,690,919	35,407,816	320,140	1,810
Transactions Volume	27,622,930	27,071,030	551,725	175
Main Board:	25,833,751	25,281,851	551,725	175
Blocks Board 6_2_3:	1,654,879	1,654,879	0	0
Forced Sales Board:	134,300	134,300	0	0
Special Terms Board:	0	0	0	0
Daily Average Number of Trades	26,954	26,813	140	3
Number of Trades	27,538	27,338	195	5
Main Board:	27,491	27,291	195	5
Blocks Board 6_2_3:	8	8	0	0
Forced Sales Board:	39	39	0	0
Special Terms Board:	0	0	0	0

## Trading Details by Athex Sectors and Financial Instruments (ETFs)

Code	Sectors	Gain / Lose / Same	Number of Trades	Transactions Volume	Transactions Value	% of Total Trans. Value
3010	- Banks	5 / 1 / 0	10,674	17,389,396	27,011,036.18	45.87%
5510	- Basic Resources	8 / 3 / 2	466	208,073	306,716.65	0.52%
5010	- Construction & Materials	6 / 7 / 2	1,937	743,135	2,624,947.97	4.46%
4020	- Consumer Products & Services	3 / 0 / 5	919	468,861	2,946,172.34	5.00%
6010	- Energy	1 / 3 / 0	1,119	199,784	2,759,726.90	4.69%
12000	- Financial Instruments	0 / 1 / 0	5	175	3,809.05	0.01%
3020	- Financial Services	2 / 1 / 0	832	2,671,717	737,592.49	1.25%
4510	- Food Beverage & Tobacco	2 / 4 / 3	384	263,929	1,944,268.15	3.30%
2010	- Health Care	2 / 2 / 0	148	72,488	123,312.74	0.21%
5020	- Industrial Goods & Service	12 / 8 / 4	2,111	1,031,227	4,147,745.48	7.04%
3030	- Insurance	0 / 1 / 0	96	13,645	65,385.52	0.11%
4030	- Media	1 / 1 / 0	4	1,230	370.62	0.00%
4520	- Personal Care, Drug & Grocery Stores	1 / 2 / 0	212	33,932	133,099.00	0.23%
3510	- Real Estate	4 / 2 / 4	809	176,731	1,174,883.96	2.00%
4040	- Retail	6 / 0 / 1	380	84,993	270,505.64	0.46%
1010	- Technology	3 / 2 / 2	890	519,402	1,142,330.13	1.94%
1510	- Telecommunications	3 / 0 / 2	1,255	644,580	3,732,276.72	6.34%
4050	- Travel & Leisure	3 / 3 / 0	1,887	952,503	4,922,689.83	8.36%
6510	- Utilities	3 / 3 / 0	3,336	2,012,174	4,844,376.81	8.23%

## Top 10 best &amp; worst performing Shares

## Main Market

With positive Price change	Closing price	change	With negative Price change	Closing price	change
INTRACOM HOLDINGS (CR)	1.08	8.00% #	PPC (CR)	2.08	-5.45% Ⓔ
CENERGY HOLDINGS (CB)	1.5	6.38% #	PAPOUTSANIS (CR)	1.63	-4.40% Ⓔ
TECHNICAL OLYMPIC SA (CR)	2.38	6.25% #	INTERTECH SA (CR)	0.625	-3.85% Ⓔ
TITAN CEMENT (CR)	18.32	5.41% #	IDEAL GROUP SA (CR)	0.98	-2.00% Ⓔ
ALUMIL (CR)	1.05	5.00% #	MOTOR OIL (CR)	22.8	-1.72% Ⓔ
KEKROPS SA (CR)	3.62	4.93% #	EKTER SA (CR)	1.74	-1.70% Ⓔ
ATTICA BANK S.A. (CR)	0.419	4.75% #	PROFILE SA (CR)	3.51	-1.68% Ⓔ
ATHENS MEDICAL CENTER SA (CR)	2.32	4.04% #	GR. SARANTIS S.A. (CR)	8.86	-1.67% Ⓔ
MARFIN INVESTMENT GROUP (CR)	0.1296	3.85% #	MERMEREN KOMB. A.D. PR. (GDR)	57	-1.38% Ⓔ
NATIONAL BANK (CR)	2.244	3.51% #	GEK TERNA (CR)	5.98	-0.99% Ⓔ
With the highest Transactions Value	Value (thou. €)	change	With the highest Transactions Volume	Volume	change
ALPHA BANK (CR)	8,318.84	0.50% #	EUROBANK ERGASIAS (CR)	5,585,867	0.43% #
NATIONAL BANK (CR)	7,967.86	3.51% #	ALPHA BANK (CR)	5,169,470	0.50% #
PIRAEUS BANK (CR)	5,643.73	0.91% #	NATIONAL BANK (CR)	3,603,974	3.51% #
OPAP (CR)	4,580.19	-0.31% Ⓔ	MARFIN INVESTMENT GROUP (CR)	2,589,272	3.85% #
EUROBANK ERGASIAS (CR)	4,534.15	0.43% #	PIRAEUS BANK (CR)	2,125,214	0.91% #
PPC (CR)	3,522.67	-5.45% Ⓔ	PPC (CR)	1,683,455	-5.45% Ⓔ
OTE (CR)	3,331.04	0.00% ↔	ATTICA BANK S.A. (CR)	891,902	4.75% #
MYTILINEOS HOLDINGS (CR)	2,732.11	2.16% #	OPAP (CR)	471,095	-0.31% Ⓔ
JUMBO SA (CR)	2,617.49	0.17% #	INTRACOM HOLDINGS (CR)	377,825	8.00% #
CC HBC AG (CR)	1,879.63	-0.73% Ⓔ	INTRALOT (CR)	335,248	2.24% #

Note: Stocks that are not included in the "Low Dispersion" and "Under Supervision" categories, and the transactions value is more than 10,000 €.



## Derivatives Summary

	Number of Trades	Volume	Open Interest
<b>Index Futures</b>	<b>574</b>	<b>5,390</b>	<b>17,314</b>
FTSE/Athex Large Cap	574	5,390	17,314
<b>Stock Futures</b>	<b>2,084</b>	<b>22,127</b>	<b>393,577</b>
ADMIE (IPTO) HOLDING S.A. (CR)	4	52	8,215
ALPHA BANK (CR)	221	4,359	64,196
ATTICA BANK S.A. (CR)	23	225	8,045
CC HBC AG (CR)	38	75	348
CENERGY HOLDINGS (CB)	26	95	9,924
ELLAKTOR (CR)	54	483	9,613
EUROBANK ERGASIAS (CR)	93	1,719	42,961
EYDAP S.A. (CR)	1	3	379
FOURLIS (CR)	4	7	462
GEK TERNA (CR)	35	111	8,666
HELLENIC EXCHANGES-A.S.E. (CR)	25	82	3,814
HELLENIC PETROLEUM (CR)	10	32	2,117
INTRACOM HOLDINGS (CR)	21	106	3,499
INTRALOT (CR)	8	60	4,437
JUMBO SA (CR)	7	16	410
LAMDA DEVELOPMENT SA (CR)	31	93	2,599
MARFIN INVESTMENT GROUP (CR)	63	1,187	87,530
MOTOR OIL (CR)	4	10	234
MYTILINEOS HOLDINGS (CR)	62	169	10,087
NATIONAL BANK (CR)	383	5,439	61,207
OPAP (CR)	21	60	4,617
OTE (CR)	9	72	2,934
P.P.A. S.A. (CR)	1	2	767
PIRAEUS BANK (CR)	369	2,895	24,330
PPC (CR)	560	4,722	21,395
TERNA ENERGY (CR)	5	18	5,123
VIOHALCO SA/NV (CB)	6	35	5,668
<b>Index Options</b>	<b>34</b>	<b>286</b>	<b>6,722</b>
FTSE/Athex Large Cap	34	286	6,722
<b>Stock Options</b>	<b>2</b>	<b>20</b>	<b>2,842</b>
ALPHA BANK (CR)	0	0	298
NATIONAL BANK (CR)	2	20	541
OPAP (CR)	0	0	166
OTE (CR)	0	0	90
PIRAEUS BANK (CR)	0	0	308
PPC (CR)	0	0	1,439
<b>Total Derivatives Traded</b>	<b>2,694</b>	<b>27,823</b>	<b>420,455</b>







Number of Outstanding Securities	Nominal Value	Dividends [1] 2016 2017 2018	Date of Last Dividend [2]	Last Coupon Right	Note	Shares	Closing price	% change	Previous closing price/date	Open price	Price min	Price max	Last price	Avg price	Last Bid [7]	Last Ask [7]	P/E after	Year	Volume	Trades	Transactions Value[8]	Company Mkt Value (thou. €)	Year low	Year high	Sector[4]	
14,000,000	4.15	---	---	---	23/04/2010	29/06/1999	---	---	---	---	---	---	---	---	---	---	---	---	---	---	---	---	---	---	---	---
215,805,843	0.300	---	---	---	20/07/2009	29/12/2010	---	---	---	---	---	---	---	---	---	---	---	---	---	---	---	---	---	---	---	---
4,740,000	0.860	---	---	---	---	14/03/2003	---	---	---	---	---	---	---	---	---	---	---	---	---	---	---	---	---	---	---	---
80,690,653	0.500	---	---	---	25/04/2014	22/12/2016	---	---	---	---	---	---	---	---	---	---	---	---	---	---	---	---	---	---	---	---
4,968,600	2.88	---	---	---	01/07/1998	14/12/1998	---	---	---	---	---	---	---	---	---	---	---	---	---	---	---	---	---	---	---	---
8,418,750	0.300	0.3	0.28	0.32	12/06/2019	27/06/2012	---	---	---	---	---	---	---	---	---	---	---	---	---	---	---	---	---	---	---	---
15,000,000	0.300	---	---	---	06/07/2007	18/07/2000	---	---	---	---	---	---	---	---	---	---	---	---	---	---	---	---	---	---	---	---
255,494,534	3.00	0.2	0.22	0.286	20/06/2019	23/12/2015	---	---	---	---	---	---	---	---	---	---	---	---	---	---	---	---	---	---	---	---
23,828,130	0.500	0.052	0.06	---	18/07/2018	17/02/2009	---	---	---	---	---	---	---	---	---	---	---	---	---	---	---	---	---	---	---	---
8,298,467	0.400	---	---	---	30/08/1993	08/05/2013	---	---	---	---	---	---	---	---	---	---	---	---	---	---	---	---	---	---	---	---
14,679,792	1.68	0.07	---	---	28/06/2017	04/09/2000	---	---	---	---	---	---	---	---	---	---	---	---	---	---	---	---	---	---	---	---
2,760,000	11.83	9.2	9.2	9.5	01/07/2019	16/07/1990	---	---	---	---	---	---	---	---	---	---	---	---	---	---	---	---	---	---	---	---
6,700,000	0.800	0.028	0.028	---	28/06/2018	29/05/2014	---	---	---	---	---	---	---	---	---	---	---	---	---	---	---	---	---	---	---	---
21,364,000	1.12	---	0.2	---	28/06/2018	10/08/2005	---	---	---	---	---	---	---	---	---	---	---	---	---	---	---	---	---	---	---	---
6,340,000	0.600	---	---	0.05	31/10/2018	30/11/2018	---	---	---	---	---	---	---	---	---	---	---	---	---	---	---	---	---	---	---	---
27,379,200	0.300	---	0.148	---	20/07/2018	24/08/2018	---	---	---	---	---	---	---	---	---	---	---	---	---	---	---	---	---	---	---	---
4,181,450	0.500	---	---	---	21/08/2000	05/03/2002	---	---	---	---	---	---	---	---	---	---	---	---	---	---	---	---	---	---	---	---
28,438,268	0.300	---	---	---	21/08/2006	24/11/1999	---	---	---	---	---	---	---	---	---	---	---	---	---	---	---	---	---	---	---	---

## Exchange Traded Funds (ETFs)

812,382	---	---	---	---	15/06/2016	---	---	---	---	---	---	---	---	---	---	---	---	---	---	---	---	---	---	---	---	---
---------	-----	-----	-----	-----	------------	-----	-----	-----	-----	-----	-----	-----	-----	-----	-----	-----	-----	-----	-----	-----	-----	-----	-----	-----	-----	-----

## Surveillance

5,867,311	0.300	---	---	---	11/08/2010	28/04/2017	5123	---	---	---	---	---	---	---	---	---	---	---	---	---	---	---	---	---	---	---
172,577,414	0.300	---	---	---	---	19/09/2016	5161	---	---	---	---	---	---	---	---	---	---	---	---	---	---	---	---	---	---	---
355,437,751	0.360	---	---	---	07/07/2010	21/09/2017	5160	---	---	---	---	---	---	---	---	---	---	---	---	---	---	---	---	---	---	---
51,081,030	1.00	---	---	---	20/08/2007	03/09/2007	4912	---	---	---	---	---	---	---	---	---	---	---	---	---	---	---	---	---	---	---
4,419,616	1.58	---	---	---	21/07/2011	04/03/2015	4983	---	---	---	---	---	---	---	---	---	---	---	---	---	---	---	---	---	---	---
14,967,940	0.500	---	---	---	21/05/2008	04/01/2008	4956	---	---	---	---	---	---	---	---	---	---	---	---	---	---	---	---	---	---	---
65,326,268	0.530	---	---	---	04/07/2007	19/07/2006	4750	---	---	---	---	---	---	---	---	---	---	---	---	---	---	---	---	---	---	---
13,191,620	0.620	---	---	---	04/08/2010	09/09/2002	5196	---	---	---	---	---	---	---	---	---	---	---	---	---	---	---	---	---	---	---
33,301,715	0.320	---	---	---	27/06/2003	08/07/2009	5195	---	---	---	---	---	---	---	---	---	---	---	---	---	---	---	---	---	---	---
13,000,000	1.00	---	---	---	01/08/2007	07/04/2000	5093	---	---	---	---	---	---	---	---	---	---	---	---	---	---	---	---	---	---	---
185,373,016	0.300	---	---	---	02/07/2008	28/02/2011	4957	---	---	---	---	---	---	---	---	---	---	---	---	---	---	---	---	---	---	---
312,163	0.300	---	---	---	02/07/2008	28/02/2011	4959	---	---	---	---	---	---	---	---	---	---	---	---	---	---	---	---	---	---	---
2,969,713	0.300	---	---	---	02/07/2008	28/02/2011	4958	---	---	---	---	---	---	---	---	---	---	---	---	---	---	---	---	---	---	---
4,737,503	0.320	---	---	---	22/06/2005	22/09/2015	5115	---	---	---	---	---	---	---	---	---	---	---	---	---	---	---	---	---	---	---
6,330,002	0.300	---	---	---	25/06/2002	15/03/2019	5162	---	---	---	---	---	---	---	---	---	---	---	---	---	---	---	---	---	---	---
17,579,754	4.16	---	---	---	18/08/2006	02/08/2010	5156	---	---	---	---	---	---	---	---	---	---	---	---	---	---	---	---	---	---	---

## Daily Official List

Year: 140 Trading Day No: 132

## Section 2: Analytic Figures of Shares Transactions

Tuesday, 16 July, 2019

Number of Outstanding Securities	Nominal Value	Dividends [1] 2016 2017 2018	Date of Last Coupon Dividend [2] Right	Note	Shares	Closing price	% change	Previous closing price/date	Open price	Price min	Price max	Last price	Avg price	Last Bid [7]	Last Ask [7]	P/E after	Year	Volume	Trades	Transactions Value[8]	Company Mkt Value (thou. €)	Year low	Year high	Sector[4]	
15,878,748	0.480	---	10/07/2006	22/03/2004	5095	DOMIKI KRITIS SA (CR)	0.15	7.14 #	0.14	15/07/2019	0.15	0.15	0.15	0.15	164@0.150	280@0.154	---	---	1,823	4	273.45	2,381.81	0.05	0.162	50101010
3,961,300	1.28	---	29/06/2004	03/08/2000	5080	DUROS SA (CR)	0.21	---	0.21	15/07/2019	0.21	0.21	0.21	0.21	90@0.210	---	---	2018	10	1	2.10	831.87	0.151	0.236	40204020
7,085,888	1.59	---	02/07/1996	06/09/2010	4690	ELVIEMEK (CR)	3.24	---	3.24	15/07/2019	3.24	3.24	3.24	3.24	141@3.24	---	---	---	159	1	515.16	22,958.28	2.6	4.7	35101010
51,754,364	0.300	---	23/12/2003	24/01/2007	5197	SELECTED TEXT. IND. ASSOC (CR)	0.151	0.67 #	0.15	15/07/2019	0.15	0.15	0.151	0.151	400@0.141	4891@0.151	---	---	2,630	8	396.63	7,814.91	0.0875	0.22	55101020
11,125,110	0.300	---	02/06/2010	06/11/2017	5178	EUROCONSULTANTS S.A. (CR)	0.214	---	0.214	15/07/2019	0.204	0.204	0.204	0.204	---	2999@0.204	---	---	760	2	155.04	2,380.77	0.105	0.214	50205020
7,125,216	0.650	---	01/07/2005	14/12/1999	4955	KRE.KA SA (CR)	0.034	---	0.034	15/07/2019	---	---	---	---	19000@0.041	---	---	2018	---	---	---	242.26	0.0275	0.0405	45102010
7,734,375	1.00	---	09/07/2007	07/01/2011	5112	LIVANIS SA (CR)	0.057	---	0.057	15/07/2019	---	---	---	---	---	120@0.046	---	---	---	---	---	440.86	0.032	0.068	40301030
15,842,391	1.51	---	15/07/2009	12/05/2000	5141	BITROS HOLDING SA (CR)	0.104	---	0.104	15/07/2019	0.084	0.084	0.106	0.106	500@0.090	774@0.106	---	---	575	5	59.30	1,647.61	0.084	0.145	55102010
119,596,817	0.300	---	15/07/2008	27/04/2017	5190	NIKAS SA (CR)	0.402	---	0.402	15/07/2019	---	---	---	---	1000@0.322	---	---	---	---	---	---	48,077.92	0.32	0.444	45102020
24,319,250	0.300	---	09/07/2002	04/07/2007	5165	PROODEFTIKH SA (CR)	0.2	8.70 #	0.184	15/07/2019	0.185	0.185	0.2	0.2	350@0.195	2060@0.200	---	---	5,750	7	1,128.50	4,863.85	0.09	0.22	50101010
245,497,164	0.300	---	01/07/2008	30/07/2012	5207	SELONDA AQUACULTURE SA (CR)	0.045	-2.17 #	0.046	15/07/2019	0.045	0.044	0.045	0.045	50060@0.044	6646@0.045	---	---	142,520	36	6,377.90	11,047.37	0.031	0.0776	45102010
10,186,667	1.35	---	24/06/2008	02/02/2016	4887	SIDMA SA (CR)	0.378	2.16 #	0.37	15/07/2019	0.38	0.348	0.38	0.348	591@0.348	999@0.380	---	---	629	5	237.53	3,850.56	0.204	0.412	55102010
23,743,440	0.300	---	23/06/2008	24/07/2018	5200	SFAKIANAKIS SA (CR)	0.34	---	0.34	15/07/2019	0.34	0.34	0.34	0.34	97217@0.340	500@0.370	---	---	60	1	20.40	8,072.77	0.236	0.384	40401030
766,000	1.00	---	01/07/2004	11/12/2012	5193	TRIA ALFA SA (CR)	2.8	---	2.8	15/07/2019	---	---	---	---	---	326@2.64	85.78	2018	---	---	---	2,659.30	2.5	3.18	55101020
245,000	1.00	---	19/07/2010	11/12/2012	5194	TRIA ALFA SA (PR)	2.1	---	2.1	15/07/2019	---	---	---	---	---	239@2.08	64.34	2018	---	---	---	2,659.30	0.535	2.1	55101020

## Suspension Status

20,255,805	0.300	---	22/08/2006	02/08/2010	5136	AXON HOLDING SA (CR)	0.058	---	0.058	28/04/2017	---	---	---	---	---	---	---	---	---	---	---	1,174.84	0.058	0.058	20101010	
21,820,410	0.800	---	22/05/2008	02/08/2011	5174	EUROMEDICA SA (CR)	0.448	---	0.448	30/04/2018	---	---	---	---	---	---	---	---	---	---	---	9,775.54	0.448	0.448	20101010	
66,948,210	0.300	---	22/09/2015	22/09/2015	5179	FOLLI FOLLIE (CR)	4.8	---	4.8	24/05/2018	---	---	---	---	---	---	---	---	---	---	---	---	321,351.41	4.8	4.8	40401030
14,870,100	0.300	---	15/05/2008	26/09/2011	5130	ALPHA GRISSIN S.A. (CR)	0.014	---	0.014	13/04/2017	---	---	---	---	---	---	---	---	---	---	---	208.18	0.014	0.014	10102030	
33,930,000	0.300	---	03/07/2006	30/05/2001	4865	BABIS VOVOS SA (CR)	0.304	---	0.304	30/03/2012	---	---	---	---	---	---	---	---	---	---	---	10,314.72	0.304	0.304	35101010	
77,126,446	0.340	---	23/05/2005	18/08/2011	5206	G.E. DIMITRIOU (CR)	0.0125	---	0.013	30/04/2019	---	---	---	---	---	---	---	---	---	---	---	964.08	0.01	0.028	40202020	
6,000,000	0.600	---	13/06/2008	08/04/2004	5172	EUROBROKERS S.A. (CR)	0.008	---	0.008	27/04/2018	---	---	---	---	---	---	---	---	---	---	---	48.00	0.008	0.008	30302015	
24,619,524	0.500	---	10/10/1986	30/12/2002	4914	KERAMIA-ALLATINI (CR)	0.088	---	0.088	30/08/2012	---	---	---	---	---	---	---	---	---	---	---	2,166.52	0.088	0.088	35101010	
31,543,600	0.420	---	19/07/2010	19/12/2018	5205	KRETA FARM SA (CR)	1.085	---	1.085	30/04/2019	---	---	---	---	---	---	---	---	---	---	---	34,224.81	0.6	1.22	45102020	
25,179,640	0.600	---	08/08/1994	19/09/2000	5191	J.BOUTARIS & SON HOLD. SA (CB)	0.026	---	0.026	01/10/2018	---	---	---	---	---	---	---	---	---	---	---	742.45	0.026	0.026	45101015	
1,540,000	0.600	---	08/08/1994	19/09/2000	5192	J.BOUTARIS & SON HOLD. (PB)	0.057	---	0.057	01/10/2018	---	---	---	---	---	---	---	---	---	---	---	742.45	0.057	0.057	45101015	
23,935,280	0.300	---	29/06/2009	13/06/2000	5153	NAYTEMPORIKI PUBLISHING SA(CR)	0.107	---	0.107	02/10/2017	---	---	---	---	---	---	---	---	---	---	---	2,561.07	0.107	0.107	40301030	
255,459,600	0.300	---	26/06/2000	03/12/2010	5101	NEL SA (CR)	0.07	---	0.07	31/08/2015	---	---	---	---	---	---	---	---	---	---	---	17,882.17	0.07	0.07	40501015	
23,463,874	0.800	---	23/05/2003	21/12/1999	4918	NEORION SA (CR)	0.125	---	0.125	30/08/2012	---	---	---	---	---	---	---	---	---	---	---	2,932.98	0.125	0.125	50206030	
18,750,000	0.300	---	02/07/2001	31/12/2012	5154	PEGASUS PUBLISHING S.A. (CR)	0.089	---	0.089	02/10/2017	---	---	---	---	---	---	---	---	---	---	---	1,668.75	0.089	0.089	40301030	
100,793,572	0.300	---	16/07/2009	11/02/2016	5110	TELETIPOS SA (CR)	0.06	---	0.06	07/03/2016	---	---	---	---	---	---	---	---	---	---	---	6,047.61	0.06	0.06	40301035	
4,034,950	0.680	---	01/07/2005	30/12/2010	5171	CHATZIKRANIOTIS & SONS SA (CR)	0.14	---	0.14	27/04/2018	---	---	---	---	---	---	---	---	---	---	---	564.89	0.14	0.14	45102020	

Shares' Notes

Code	Note text
( )	- Adjusted dividends.
*	- Last adjusted closing price.
[1]	- Net dividends.
[2]	- The "Date of Last Coupon" for New listings refers to the date company's stocks started to trade in Athex
[3]	- The Company Market Value is referred to the number of outstanding shares
[4]	- Sectors codification can be found in Appendix A
[5]	- The Market Value refers to the total number of shares listed (including their several classes) in the exchange by the company.
[6]	- P/E greater than 100
[7]	- Last view of the Order Book before the end of the trading session
[8]	- All Blocks Methods' Transactions Value are included.
4690	- Transfer to Surveillance category as of 4/4/2006.
4750	- Transfer to the Under Surveillance Category from 8/4/2011.
4865	- Suspension of trading as of 2/4/2012.
4887	- Transfer to the Surveillance Category as of 10/4/2012.
4912	- Transfer to the Surveillance Category as of 31/7/2012.
4914	- Suspension of trading as of 31/8/2012.
4918	- Suspension of trading as of 31/8/2012.
4955	- Transfer to the Surveillance Category as from 5/4/2013.
4956	- Transfer to the Surveillance Category as from 5/4/2013.
4957	- Transfer to the Surveillance Category as from 5/4/2013.
4958	- Transfer to the Surveillance Category as from 5/4/2013.
4959	- Transfer to the Surveillance Category as from 5/4/2013.
4983	- Transfer to the Surveillance Category as of 5/4/2013.
5080	- Transfer to the Surveillance Category as of 06/09/2011.
5093	- Transfer to the Surveillance Category as of 8/4/2015.
5095	- Transfer to the Surveillance Category as from 5/4/2013.
5101	- Suspension of trading as of 1/9/2015.
5110	- Suspension of trading as of 08/03/2016.
5112	- Transfer to the Surveillance Category as of 15/04/2016.
5115	- Transfer to the Surveillance Category as of 15/04/2016.
5123	- Transfer to the Surveillance Category as of 10/04/2014
5130	- Suspension of trading as of 18/04/2017.
5136	- Suspension of trading as of 02/05/2017.
5141	- Transfer to the Surveillance Category as of 10/05/2017.
5153	- Suspension of trading as of 03/10/2017.
5154	- Suspension of trading as of 03/10/2017.
5156	- Transfer to the Surveillance Category as of 11/12/2017.
5160	- Transfer to the Surveillance Category as of 15/04/2016.
5161	- Transfer to the Surveillance Category as of 25/11/2011.
5162	- Transfer to the Under Supervision Category as of 21/12/2009.
5165	- Transfer to the Surveillance Category as of 15/02/2018.
5171	- Suspension of trading as of 30/04/2018.
5172	- Suspension of trading as of 30/04/2018.
5174	- Suspension of trading as of 02/05/2018.
5178	- Transfer to the Surveillance Category as of 11/05/2018.
5179	- Suspension of trading as of 25/05/2018.
5190	- Transfer to the Surveillance Category as of 10/04/2012.
5191	- Suspension of trading as of 02/10/2018.
5192	- Suspension of trading as of 02/10/2018.
5193	- Transfer to the Surveillance Category as of 25/10/2018.
5194	- Transfer to the Surveillance Category as of 25/10/2018.
5195	- Transfer to the Surveillance Category as of 27/06/2008.

---

## Shares' Notes

---

Code	Note text
5196	- Transfer to the Under Surveillance Category from 08/04/2011.
5197	- Transfer to the Surveillance Category as of 07/11/2018.
5200	- Transfer to the Surveillance Category as of 10/04/2012.
5205	- Suspension of trading as of 02/05/2019.
5206	- Suspension of trading as of 02/05/2019.
5207	- Transfer to the Surveillance Category as from 13/05/2019.



### Securities Blocks Details

Securities	Block Volume	Price	Block Trade Value	Time of approval	Note
JUMBO SA (CR)	26,016	17.89	465,426.24	12:11:18	20
ALPHA BANK (CR)	200,000	1.61	322,800.00	12:45:58	20
JUMBO SA (CR)	25,000	17.89	447,250.00	13:05:14	20
NATIONAL BANK (CR)	400,000	2.18	872,000.00	14:30:56	20
NATIONAL BANK (CR)	250,000	2.21	553,250.00	15:08:36	20
NATIONAL BANK (CR)	250,000	2.22	553,750.00	15:34:45	20
TITAN CEMENT (CR)	3,863	18.50	71,465.50	16:26:01	18
ALPHA BANK (CR)	500,000	1.61	804,000.00	17:11:30	20

### Blocks Notes

- 9 - Method 6-1 / Special Fees
- 10 - Method 6-1 / Special Fees, SDS
- 14 - Method 6-3 / Settlement, Incomplete Buy and Sell
- 18 - Method 6-2 / SPOT 1
- 19 - Method 6-2 / SPOT 2
- 20 - Method 6-1 and Method 6-1 Same Day Settlement
- 21 - Other Pre-agreed

## Shares Rights Details

Occured date	Exercise from	Exercise until	Trading until	Rights	Price min	Price max	Closing price	Last Bid	Last Ask	Volume	Trades	Transactions Value
04/07/2019	09/07/2019	23/07/2019	18/07/2019	INTERTECH S.A. (CR)	0.037	0.050	0.041	...	...	134,955	74	5,935.40

**Securities Forced Sales**

Securities	Category of Security	Transaction s Volume	Number of Trades	Transactions Value	Note
IDEAL GROUP SA (CR)	Stocks	34,800	5	31,385.00	1
PROFILE SA (CR)	Stocks	99,500	34	337,814.00	1

**Forced Sales Notes**

- 1 - Normal Forced Sale.
- 2 - Forced Sales of Fixed Registered Shares.
- 3 - Forced Sales of Remaining Stock Fractions.

**Forced Sales Registered Shares**

Securities	Start Date	End Date	Initial Volume	Remaining Volume	Date	Avg price (day)	Avg price (period)	Number of Trades	Transactions Volume	Transactions Value
------------	------------	----------	----------------	------------------	------	-----------------	--------------------	------------------	---------------------	--------------------

No Fixed Registered Shares Forced Sales.

**Forced Sales Notes**

According to Decision 1/380/04.05.2008 of the Hellenic Republic Capital Market Commission, the certificated registered shares that have not been deposited to the issuer for dematerialisation, will be auctioned in the Athens Exchange by the supervising issuer. Forced sales procedure is held according to Article 99A of the Athens Exchange Rulebook. The average price of the period is calculated by dividing the Total transactions value by the Total volume and includes all the transactions made until the current date.

## Exchange Traded Funds (ETFs) Characteristics

	Transactions Date (T)	Creation / Redemption	Units (T-1)	New Units (T-1)	Redemptio n Units (T-	Units (T) [1]	Fund Assets [2]	Net Unit Price	Dividen d per	Dividend Date
ALPHA ETF FTSE Athex Large Cap	16/07/2019	5,000	812,382	---	---	812,382	17,672,020.00	21.7533	0.43	30/06/2018

## ETFs Notes

[1] - Units (T) = Units (T-1) + New Units (T-1) - Redemption Units (T-1)

[2] - The Creation / Redemption Units of T-1 are included.

## Convertible Corporate Bonds - Regulated Market

Num Listed Bonds	Nominal price	Issue price	Today's Rate	Exp. Date	Duration (years)	Note	Coupon		Trading	Corporate Bonds	Price min	Price max	Closing price	Previous closing price/date	Volume	Transactions Value	Last order			ear min	Year max
							Common	Preferred									Price	Buy / Sell	Date		
171,268,704	0.30	0.30	1.00	11/10/2025	9	---	12	---	1	FORTHNET S.A. (Convertible)	---	---	---	---	---	---	16.0000	B	16/07/2019	100.0000	100.0000

## Corporate Bonds Notes

Transactions Volume = (Pieces) \* (Nominal Price). Transactions Value = (Pieces) \* (Nominal Price) \* (price %) + (Accrued interest).

The price of a Bond is stated as a percentage (%) of Bond's Nominal Price.

Nominal Price in Euros (€), except if it is noted differently.

## Non Convertible Corporate Bonds - Regulated Market

Num Listed Bonds	Nominal price	Issue price	Today's Rate	Exp. Date	Duration (years)	Note	Coupon		Trading	Corporate Bonds	Accrued Int.	Yield.T.Mat	Price min	Price max	Closing price	Previous closing price/date	Volume	Transactions Value	Last order			ear min	Year max	
							Common	Preferred											Price	Buy / Sell	Date			
25,000	1,000.00	1,000.00	4.95	26/06/2023	5	---	3	---	1	B&F COMM. & GARM. INDUS. S.A. (Non Convertible)	3.0250	6.4530	94.0102	94.5000	94.1327	94.6950	15/07/2019	8,000	7,554.82	94.1001	B	16/07/2019	93.0000	98.5000
90,000	1,000.00	1,000.00	3.00	11/05/2023	5	---	3	---	1	CORAL A.E. (Non Convertible)	5.5000	1.7780	104.2000	104.2000	104.2000	103.5000	15/07/2019	56,000	58,660.00	103.7000	B	16/07/2019	100.2726	104.8500
120,000	1,000.00	1,000.00	3.95	04/04/2025	7	---	3	---	1	GEK TERNA S.A. (Non Convertible)	11.5208	2.9880	104.0000	104.9900	104.0000	104.9910	15/07/2019	109,000	115,204.37	104.0000	B	16/07/2019	99.0000	105.0000
60,000	1,000.00	1,000.00	3.85	21/07/2022	5	---	4	---	1	TERNA ENERGY FINANCE S.A. (Non Convertible)	19.0361	2.9770	101.8000	101.8000	101.8000	101.0100	12/07/2019	12,000	12,444.43	101.0100	B	16/07/2019	100.5200	104.5500
300,000	1,000.00	1,000.00	3.10	27/06/2022	5	---	5	---	1	MYTILINEOS HOLDINGS S.A. (Non Convertible)	1.8083	2.3380	101.7100	101.7100	101.7100	102.4240	15/07/2019	3,000	3,056.73	102.1000	B	16/07/2019	100.5818	103.4000
50,000	1,000.00	1,000.00	4.35	20/06/2022	5	---	5	---	1	SYSTEMS SUNLIGHT S.A. (Non Convertible)	3.3833	3.2580	---	---	---	102.1520	15/07/2019	---	---	102.2000	B	16/07/2019	99.4118	104.5000
200,000	1,000.00	1,000.00	3.50	21/03/2022	5	---	5	---	1	O.P.A.P. S.A. (Non Convertible)	11.5694	2.5080	101.8000	102.0000	102.0000	102.0000	15/07/2019	37,000	38,133.67	101.9200	B	16/07/2019	101.6500	103.5200
40,000,000	1.00	1.00	5.00	04/10/2021	5	---	12	---	1	HOUSEMARKET S.A. (Non Convertible)	0.0019	2.4130	104.7100	104.8000	104.8000	104.6500	15/07/2019	38,000	39,888.87	104.7100	B	16/07/2019	101.9500	106.0000
200,000	1,000.00	1,000.00	3.60	12/03/2026	7	---	1	---	1	AEGEAN AIRLINES S.A. (Non Convertible)	12.8000	2.7100	104.8000	105.4000	104.8855	104.8000	15/07/2019	172,000	182,716.10	104.8500	B	16/07/2019	100.3628	105.5000

## Corporate Bonds Notes

Transactions Volume = (Pieces) \* (Nominal Price). Transactions Value = (Pieces) \* (Nominal Price) \* (price %) + (Accrued interest).

The price of a Bond is stated as a percentage (%) of Bond's Nominal Price.

Nominal Price in Euros (€), except if it is noted differently.

## Government Bonds

Number Listed Bonds	Nominal price	Today's Rate	Accrued Interest Calc	Exp. Date [1]	Duration (years)	Note	Coupons Date	Curr. coupon value	Trading Unit	Government Bonds	Price min	Price max	Closing price	Previous closing price/date	Volume	Transactions Value	Price	Last order Buy / Sell	Date
3,000,000	1,000.00	4.38	Actual/Actual	01/08/2022	5	---	01/08	4.38	1	GGB-FXD-010822-05Y-4.375-1.000	---	---	---	---	---	---	1.0000	B	28/11/2018
2,500,000	1,000.00	3.45	Actual/Actual	02/04/2024	5	---	02/04	3.45	1	GGB-FXD-020424-05Y-3.450-1.000	---	---	---	---	---	---	---	---	---
4,355,990,324	1.00	3.50	Actual/Actual	30/01/2023	5	---	01/02 - 31/01	3.50	1	GGB-FXD-300123-05Y-3.500-1.000	---	---	---	94.5720 13/07/2018	---	---	1.0000	B	28/11/2018
5,962,747,327	1.00	3.75	Actual/Actual	30/01/2028	10	---	/02 - 01/02 - 31/	3.75	1	GGB-FXD-300128-10Y-3.750-1.000	---	---	---	85.4610 13/07/2018	---	---	1.0000	B	28/11/2018
6,091,218,404	1.00	3.90	Actual/Actual	30/01/2033	15	---	/02 - 01/02 - 31/	3.90	1	GGB-FXD-300133-15Y-3.900-1.000	---	---	---	78.6730 13/07/2018	---	---	1.0000	B	28/11/2018
4,805,399,486	1.00	4.00	Actual/Actual	30/01/2037	19	---	/02 - 01/02 - 31/	4.00	1	GGB-FXD-300137-19Y-4.000-1.000	---	---	---	77.0370 13/07/2018	---	---	1.0000	B	28/11/2018
4,603,713,186	1.00	4.20	Actual/Actual	30/01/2042	24	---	/02 - 01/02 - 31/	4.20	1	GGB-FXD-300142-24Y-4.200-1.000	---	---	---	77.7640 13/07/2018	---	---	1.0000	B	28/11/2018
550,418,123	1.00	3.00	Actual/Actual	24/02/2023	11	---	24/02	3.00	1	GGB-FXD-240223-11Y-2.000-1.000	---	---	---	10.0000 22/06/2015	---	10.0000	B	11/07/2019	
445,007,576	1.00	3.00	Actual/Actual	24/02/2024	12	---	24/02	3.00	1	GGB-FXD-240224-12Y-2.000-1.000	---	---	---	10.0000 22/06/2015	---	---	---	---	
423,674,226	1.00	3.00	Actual/Actual	24/02/2025	13	---	24/02	3.00	1	GGB-FXD-240225-13Y-2.000-1.000	---	---	---	10.0000 22/06/2015	---	---	---	---	
212,292,153	1.00	3.00	Actual/Actual	24/02/2026	14	---	24/02	3.00	1	GGB-FXD-240226-14Y-2.000-1.000	---	---	---	10.0000 22/06/2015	---	---	---	---	
160,621,352	1.00	3.00	Actual/Actual	24/02/2027	15	---	24/02	3.00	1	GGB-FXD-240227-15Y-2.000-1.000	---	---	---	10.0000 22/06/2015	---	---	---	---	
183,244,055	1.00	3.00	Actual/Actual	24/02/2028	16	---	24/02	3.00	1	GGB-FXD-240228-16Y-2.000-1.000	---	---	---	10.0000 22/06/2015	---	---	---	---	
164,802,894	1.00	3.00	Actual/Actual	24/02/2029	17	---	24/02	3.00	1	GGB-FXD-240229-17Y-2.000-1.000	---	---	---	10.0000 22/06/2015	---	---	---	---	
165,460,943	1.00	3.00	Actual/Actual	24/02/2030	18	---	24/02	3.00	1	GGB-FXD-240230-18Y-2.000-1.000	---	---	---	10.0000 22/06/2015	---	---	---	---	
129,007,241	1.00	3.00	Actual/Actual	24/02/2031	19	---	24/02	3.00	1	GGB-FXD-240231-19Y-2.000-1.000	---	---	---	10.0000 22/06/2015	---	---	---	---	
126,192,683	1.00	3.00	Actual/Actual	24/02/2032	20	---	24/02	3.00	1	GGB-FXD-240232-20Y-2.000-1.000	---	---	---	10.0000 22/06/2015	---	---	---	---	
146,905,168	1.00	3.00	Actual/Actual	24/02/2033	21	---	24/02	3.00	1	GGB-FXD-240233-21Y-2.000-1.000	---	---	---	10.0000 22/06/2015	---	---	---	---	
154,475,606	1.00	3.00	Actual/Actual	24/02/2034	22	---	24/02	3.00	1	GGB-FXD-240234-22Y-2.000-1.000	---	---	---	10.0000 22/06/2015	---	---	---	---	
144,429,441	1.00	3.00	Actual/Actual	24/02/2035	23	---	24/02	3.00	1	GGB-FXD-240235-23Y-2.000-1.000	---	---	---	10.0000 22/06/2015	---	---	---	---	
166,211,676	1.00	3.00	Actual/Actual	24/02/2036	24	---	24/02	3.00	1	GGB-FXD-240236-24Y-2.000-1.000	---	---	---	10.0000 22/06/2015	---	---	---	---	
145,461,669	1.00	3.00	Actual/Actual	24/02/2037	25	---	24/02	3.00	1	GGB-FXD-240237-25Y-2.000-1.000	---	---	---	10.0000 22/06/2015	---	---	---	---	
146,941,087	1.00	3.00	Actual/Actual	24/02/2038	26	---	24/02	3.00	1	GGB-FXD-240238-26Y-2.000-1.000	---	---	---	10.0000 22/06/2015	---	---	---	---	
135,115,612	1.00	3.00	Actual/Actual	24/02/2039	27	---	24/02	3.00	1	GGB-FXD-240239-27Y-2.000-1.000	---	---	---	10.0000 22/06/2015	---	---	---	---	
141,909,637	1.00	3.00	Actual/Actual	24/02/2040	28	---	24/02	3.00	1	GGB-FXD-240240-28Y-2.000-1.000	---	---	---	10.0000 22/06/2015	---	---	---	---	
136,788,720	1.00	3.00	Actual/Actual	24/02/2041	29	---	24/02	3.00	1	GGB-FXD-240241-29Y-2.000-1.000	---	---	---	10.0000 22/06/2015	---	---	---	---	
163,643,410	1.00	3.00	Actual/Actual	24/02/2042	30	---	24/02	3.00	1	GGB-FXD-240242-30Y-2.000-1.000	---	---	---	10.0000 22/06/2015	---	---	---	---	
742,153	1,000.00	0.40	FLR Actual/360	10/08/2019	5	---	10/02 - 10/08	---	1	GGB-FLT-100819-05Y-0.934-1.000	---	---	---	---	---	50.0001	B	12/12/2017	
2,500,000	1,000.00	3.88	Actual/Actual	12/03/2029	10	---	12/03	3.88	1	GGB-FXD-120329-10Y-3.875-1.000	---	---	---	---	---	---	---	---	
3,000,000	1,000.00	3.38	Actual/Actual	15/02/2025	7	---	15/02	3.38	1	GGB-FXD-150225-07Y-3.375-1.000	---	---	---	---	---	---	---	---	
250,250	1,000.00	2.90	Actual/Actual	20/03/2023	4	---	20/03	2.90	1	GGB-FXD-200323-04Y-2.900-1.000	---	---	---	---	---	---	---	---	
964,000	1,000.00	3.25	Actual/Actual	20/03/2025	6	---	20/03	3.25	1	GGB-FXD-200325-06Y-3.250-1.000	---	---	---	---	---	---	---	---	
2,100,000	1,000.00	3.55	Actual/Actual	20/03/2026	7	---	20/03	3.55	1	GGB-FXD-200326-07Y-3.550-1.000	---	---	---	---	---	---	---	---	

## Government Bonds Notes

Transactions Volume = (Pieces) \* (Nominal Price). Transactions Value = (Pieces) \* (Nominal Price) \* (price %) + (Accrued interest).

The Value of current coupon for the issues with NV 0.01 euro refers to NV 100 euros

FLR: Floating Interest Rate.

[1] - The Expiration Date of the interest bearing period and the Date for coupon payment.



## Treasury Bills &amp; Zero Coupon Government Bonds

Issue Date	13-Week Maturity									26-Week Maturity									52-Week Maturity								
	Exp. Date	Initial Rate	Num Listed Bonds	Nominal price	Issue price	Last Trade Price	Last Trade Date	Volume Traded	Note	Exp. Date	Initial Rate	Num Listed Bonds	Nominal price	Issue price	Last Trade Price	Last Trade Date	Volume Traded	Note	Exp. Date	Initial Rate	Num Listed Bonds	Nominal price	Issue price	Last Trade Price	Last Trade Date	Volume Traded	Note
14/09/2018	---	---	---	---	---	---	---	---	---	---	---	---	---	---	---	---	---	---	13/09/2019	1.09	1,000,000	1,000.00	989.10	---	---	---	---
14/12/2018	---	---	---	---	---	---	---	---	---	---	---	---	---	---	---	---	---	---	13/12/2019	1.09	1,000,000	1,000.00	989.10	---	---	---	---
15/03/2019	---	---	---	---	---	---	---	---	---	---	---	---	---	---	---	---	---	---	13/03/2020	0.95	1,000,000	1,000.00	990.50	---	---	---	---
14/06/2019	---	---	---	---	---	---	---	---	---	---	---	---	---	---	---	---	---	---	12/06/2020	0.47	1,000,000	1,000.00	995.30	---	---	---	---

Bonds in Circulation	Currency / Min nominal traded Value	Coupons Payment Date	Current Coupon Value	Note	Coupon	Trading Unit	Issue Date	Duration (years)	Today's Interest	A.I.C in days	Bonds	Last price of previous days		Last Outcry in Cash (euro)			Trades in Pieces	Life min	Life Max
												Price	Buy / Sell	Price	Buy / Sell	Date			
<b>Corporate Bonds in Foreign Currency and Euro</b>																			
103,746	GBP / 10	01/12	0.25	---	60	1	01/12/1930	98	2.5	360	National Mortgage Bank	2.27	05/02/1996	2.27	S	05/02/1996	---	2.27	2.27
0	GBP / 10	01/12	0.25	---	62	1	01/12/1928	100	2.5	360	National Mortgage Bank	---	---	---	---	---	---	---	---

## Government Bonds Notes

A.I.C: Accrued Interest Calculation base.

FLR: Floating Interest Rate.

The minimum tradeable Nominal Value for all Demeterialised Government Titles is 100 Euros.

(μτφρ-0)

**Athex & ATHEXClear Members List**

Member Name	Stock Market			Derivatives Market		ATHEXClear Member				
	Address	Phone	Fax	Market Member	Remote Member	Market Maker	Proprietary	Market Maker	General Clearing	Direct Clearing
A. SARRIS SECURITIES S.A.				a						
6, DRAGATSANIOU ATHINA	+30 2103367700	210-3312324								
ALPHA BANK A.E.									a	
40, STADIOU STR ATHINA	(210)-3265546	(210)-3265811								
	(210)-3260000	(210)-3264116								
103, AVE. ATHINON ATHINA	+30 2103436820	210-3436270								
ALPHA FINANCE INVESTMENT SERVICES S.A.				a		a	a	a		a
5, MERLIN ATHINA	+30 2103677400	210-33311193								
ARGUS STOCKBROKERS LTD				a	a		a			
25, DIMOSTHENI SEVERI AVE NICOSIA	+357 22717000	0035722717070								
ATLANTIC SECURITIES LIMITED				a	a					
37, PRODROMOU NICOSIA	+357 22445400	00357 22661914								
AXON SECURITIES S.A.				a			a			
48, STADIOU ATHINA	+30 2103363800	210-3243903								
BETA SECURITIES S.A.				a		a	a			a
29, ALEXANDRAS AVEN. & VRAILA ATHINA	+30 2106478900	210-6410139								
BNP PARIBAS SECURITIES SERVICES									a	
2, LAMPSAKOU ATHINA	+30 2107468500	210-7468579-581								
CAPITAL SECURITIES S.A.				a			a			
58, MITROPOLEOS ATHINA	+30 2103369700	+30 210 3369820								
CFS SECURITIES-INVESTMENT SERVICES S.A.				a						
3, PAPARRIGOPOULOU ATHINA	+30 2103360800	+30 210-3360980								
CITIGROUP GLOBAL MARKET LTD				a	a					
1, CITIGROUP CENTER, CANADA SQ., CANARY WHARF LONDON	+44 02079864000									
CITIGROUP GLOBAL MARKETS EUROPE AG				a	a					
16, REUTERWEG FRANKFURT										
CREDIT SUISSE SECURITIES (EUROPE) LIMITED				a	a					
1, CABOT SQUARE LONDON	+44 2078888888									
CYCLOS SECURITIES S.A.				a			a			a
39, PANEPISTIMIOU ATHINA	+30 2103364300	+30 210-3239122								
DEUTSCHE BANK S.A.				a	a		a			
1, GREAT WINCHESTER STREET LONDON	+44 20 754 54209	00441133361437								
DYNAMIC SECURITIES S.A.				a			a			a
, SYGROU AVENUE 223 & TRALLEON 2 NEA SMYRNI	+30 2103677700	210-3677777								
EUROBANK EQUITIES INVESTMENT FIRM S.A				a		a	a	a		a
, FILELLINON 10 & XENOFONTOS 13 ATHINA	+30 2103720000	210-3720001								
EUROBANK ERGASIAS S.A.									a	
8, OTHONOS ATHINA	+30 2103337000	210-3245916								
8, OTHONOS STR. ATHINA	(210)-3337000	(210)-3233866								
	(210)-3337969	(210)-3245916								
EUROCORP INVESTMENT SERVICES S.A.				a			a			a
14, FILIKIS ETERIAS SQ, ATHINA	+30 2107263500	2107263666								
EUROTRUST INVESTMENT FIRM SA				a						
113, SEVASTOUPOLEOS ATHINA	+30 2103363100	+30 210-3238334								
EUROXX SECURITIES S.A.				a		a	a	a		a
7, PALEOLOGOU CHALANDRI	+30 2106879400	210-6879401								
7, PALAIOLOGOU CHALANDRI	(210)-6879400	(210)-6879401								
G. A. PERVANAS SECURITIES-INVESTMENT SERVICES CO S.A.				a						
7-9, SOFOKLEOUS ATHINA	+30 2103727200	210-3210-291								
GLOBAL CAPITAL SECURITIES AND FINANCIAL SERVICES LTD				a	a					
50, AVE. ARCHIEPISKOPOU MAKARIOU NICOSIA	+357 22710710	357 22339332								
HELLENIC BANK (INVESTMENTS) LTD					a					
, AVE.KYRIAKOU MATSI 31 - PO BOX 24747 NICOSIA	+357 22500100	357 22500110								
HELLENIC-AMERICAN SECURITIES S.A.				a		a	a			a
27, ANDREA PAPANDEOU ATHINA	+30 2103311100	+30 210-3215968								
HSBC FRANCE									a	
109-111, AVE. MESOGION ATHINA	+30 2106960000	210-6929336								
INDEX SECURITIES S.A.				a						
6, DRAGATSANIOU ATHINA	+30 2103213920	+30 210-3213216								
INVESTMENT BANK OF GREECE S.A.				a		a	a	a	a	
32, EGIALIAS & PARADISOU MAROUSI	+30 2108173111	+30 210-6896325								
J. CHR. MAVRIKIS SECURITIES S.A.				a						
5, SOFOKLEOUS ATHINA	+30 2103216730	210-3217767								

**Athex & ATHEXClear Members List**

Member Name				Stock Market			Derivatives Market		ATHEXClear Member	
	Address	Phone	Fax	Market Member	Remote Member	Market Maker	Proprietary	Market Maker	General Clearing	Direct Clearing
KAPPA SECURITIES S.A.				a			a			
15, VALAORITOU ATHINA	+30 2103678600	+30 210-3641002								
KARAMANOF SECURITIES AND INVESTMENT SERVICES S.A.				a			a			
2, SQ. AGION THEODORON ATHINA	+30 2103212947	+30 210-3217088								
LAIKI FINANCIAL SERVICES LTD					a					
26, AVE. VYRONOS NICOSIA	357 22367367	357 22718567								
LEON DEPOLAS SECURITIES S.A.				a		a	a			
1, CHRISTOU LADA ATHINA	+30 2103213276	+30 210-3211618								
MEGA EQUITY SECURITIES & FINANCIAL SERVICES PUBLIC LTD				a	a		a			
42-44, AVE. GRIVA DIGENI NICOSIA	+357 22711711	357 22711811								
MERIT SECURITIES S.A.				a		a	a			a
5, SOFOKLEOUS ATHINA	+30 2141008800	210-3671830								
MERRILL LYNCH INTERNATIONAL				a	a					
2, KING EDWARD STREET LONDON	+44 20276281000									
N. CHRYSOCHOIDIS STOCK BROKERAGE I.S.S.A.				a			a			a
7-9, SOFOKLEOUS ATHINA	+30 2103213913	+30 210-3216115								
NATIONAL BANK OF GREECE S.A.				a		a	a		a	
68, AKADIMIAS STR. ATHINA	(210)-3328817	(210)-3328678								
86, AIOLOU STR. ATHINA	(210)-3341000	(210)-3228187								
NATIONAL SECURITIES S.A				a		a	a	a		
66, KIFISIAS AVE, BUILDING A ATHINA	+30 2107720000	+30 210-7720002								
NUNTIUS BROKERAGE AND INVESTMENT SERVICES S.A				a						
6, DRAGATSANIOU ATHINA	+30 2103350599	+30210-3254846								
ONE PLUS CAPITAL LIMITED				a	a					
, 75 PRODOMOU AVENUE, ONEWORLD PARKVIEW HOUSE, 3RD FLOOR	+357 22873760									
PANTELAKIS SECURITIES S.A.				a		a	a	a		
57, ETHNIKIS ANTISTATIS B CHALANDRI	+30 2106965000	210-6929550								
PEGASUS SECURITIES S.A				a			a			
17, VALAORITOU & AMERIKIS ATHINA	+30 2103670700	+30 210-3670760								
PIRAEUS BANK S.A.				a			a		a	
4, AMERIKIS STR. ATHINA	(210)-3335000	(210)-3335079								
4, AMERIKIS STR ATHINA	(210)-3335918	(210)-3254207								
4, AMERIKIS ATHINA	+30 2103335000	210-3335079								
PIRAEUS SECURITIES S.A.				a		a	a	a		a
10, STADIU ATHINA	+30 2103354100	210-3354170								
PROCHOICE SECURITIES LTD				a	a					
57, SPYROU KYPRIANOY NICOSIA	+357-24-661192	+357-24-662464								
SHARELINK SECURITIES-FINANCIAL SERVICES LTD				a	a		a			
6, THEOTOKI MEGARO ELLINA NICOSIA	+357 22554200	+357 22750852								
SOCIETE GENERALE S.A.				a	a		a			
, 17 COURS VALMY 92987 PUTEAUX - LA DEFENSE PARIS	+33 157290504	+33142138697								
SOLIDUS SECURITIES S.A				a			a			a
64, LOUIZIS RIANCOUR ATHINA	+30 2106900600	210-6985421								
ST. EM. LAVRENTAKIS SECURITIES S.A.				a			a			
7-9, SOFOKLEOUS ATHINA	+30 2103213336	+30 210-3246572								
THE CYPRUS INVESTMENT & SECURITIES CORPORATION LTD				a	a					
154, LIMASSOL AVENUE, STROVOLOS NICOSIA	+357 22121700	357 22338800								
UBS LIMITED					a					
1, FINSBURY AVENUE LONDON	+44 2075687135									

List of Stocks under Market Making operations

Securities	Market Maker	Start Market Making	Stock Category
ADMIE (IPTO) HOLDING S.A. (CR)	PIRAEUS SECURITIES S.A.	29/06/2017	Main Market
ALPHA BANK (CR)	ALPHA FINANCE INVESTMENT SERVICES S.A.	29/02/2016	Main Market
	EUROBANK EQUITIES INVESTMENT FIRM S.A	24/10/2012	
	HELLENIC-AMERICAN SECURITIES S.A.	06/02/2019	
	LEON DEPOLAS SECURITIES S.A.	04/01/2016	
	MERIT SECURITIES S.A	03/09/2013	
	NATIONAL SECURITIES S.A	15/01/2013	
	PIRAEUS SECURITIES S.A.	28/05/2013	
ALUMIL (CR)	BETA SECURITIES S.A.	18/07/2013	Main Market
AS COMPANY SA (CR)	EUROBANK EQUITIES INVESTMENT FIRM S.A	01/04/2019	Main Market
ATTICA BANK S.A. (CR)	EUROXX SECURITIES S.A.	22/01/2016	Main Market
	PIRAEUS SECURITIES S.A.	20/09/2017	
ATTICA HOLDINGS (CR)	HELLENIC-AMERICAN SECURITIES S.A.	28/12/2017	Main Market
AUTOHELLAS SA (CR)	ALPHA FINANCE INVESTMENT SERVICES S.A.	01/07/2019	Main Market
	EUROXX SECURITIES S.A.	02/07/2018	
AVAX S.A. (CR)	EUROBANK EQUITIES INVESTMENT FIRM S.A	14/12/2015	Main Market
BYTE COMPUTER SA (CR)	MERIT SECURITIES S.A	04/08/2013	Main Market
CC HBC AG (CR)	EUROBANK EQUITIES INVESTMENT FIRM S.A	23/10/2013	Main Market
	NATIONAL SECURITIES S.A	29/04/2013	
	PIRAEUS SECURITIES S.A.	04/05/2015	
CENERGY HOLDINGS (CB)	ALPHA FINANCE INVESTMENT SERVICES S.A.	02/01/2017	Main Market
	EUROBANK EQUITIES INVESTMENT FIRM S.A	02/01/2017	
CNL CAPITAL (CR)	MERIT SECURITIES S.A	01/10/2018	Main Market
EKTER SA (CR)	EUROBANK EQUITIES INVESTMENT FIRM S.A	16/10/2017	Main Market
	LEON DEPOLAS SECURITIES S.A.	21/05/2018	
ELASTRON (CR)	LEON DEPOLAS SECURITIES S.A.	20/02/2017	Main Market
ELLAKTOR (CR)	ALPHA FINANCE INVESTMENT SERVICES S.A.	14/03/2019	Main Market
	EUROXX SECURITIES S.A.	24/09/2018	
	HELLENIC-AMERICAN SECURITIES S.A.	14/01/2019	
	NATIONAL SECURITIES S.A	25/06/2013	
	PIRAEUS SECURITIES S.A.	22/10/2018	
ELTON SA (CR)	BETA SECURITIES S.A.	03/09/2013	Main Market
	LEON DEPOLAS SECURITIES S.A.	01/04/2019	
ELVALHALCOR (CB)	ALPHA FINANCE INVESTMENT SERVICES S.A.	07/05/2018	Main Market
	EUROBANK EQUITIES INVESTMENT FIRM S.A	07/05/2018	
EUROBANK ERGASIAS (CR)	ALPHA FINANCE INVESTMENT SERVICES S.A.	08/01/2013	Main Market
	EUROBANK EQUITIES INVESTMENT FIRM S.A	01/06/2013	
	HELLENIC-AMERICAN SECURITIES S.A.	25/07/2014	
	MERIT SECURITIES S.A	06/11/2017	
	NATIONAL SECURITIES S.A	01/01/2017	
	PIRAEUS SECURITIES S.A.	28/09/2013	
EUROPEAN RELIANCE INSUR. (CR)	EUROBANK EQUITIES INVESTMENT FIRM S.A	08/07/2019	Main Market
	PANTELAKIS SECURITIES S.A.	15/07/2019	
EYDAP S.A. (CR)	EUROBANK EQUITIES INVESTMENT FIRM S.A	10/06/2019	Main Market
FOURLIS (CR)	EUROBANK EQUITIES INVESTMENT FIRM S.A	01/12/2016	Main Market
	EUROXX SECURITIES S.A.	01/12/2016	
	PIRAEUS SECURITIES S.A.	06/03/2017	

List of Stocks under Market Making operations

Securities	Stock Category
Market Maker	Start Market Making
<b>GEK TERNA (CR)</b>	Main Market
HELLENIC-AMERICAN SECURITIES S.A.	07/09/2015
<b>GR. SARANTIS S.A. (CR)</b>	Main Market
BETA SECURITIES S.A.	14/05/2013
EUROBANK EQUITIES INVESTMENT FIRM S.A	24/10/2016
<b>HELLENIC EXCHANGES-A.S.E. (CR)</b>	Main Market
NATIONAL SECURITIES S.A	25/06/2013
PIRAEUS SECURITIES S.A.	04/05/2015
<b>HELLENIC PETROLEUM (CR)</b>	Main Market
HELLENIC-AMERICAN SECURITIES S.A.	14/09/2015
PIRAEUS SECURITIES S.A.	20/03/2017
<b>IKTINOS HELLAS SA (CR)</b>	Main Market
ALPHA FINANCE INVESTMENT SERVICES S.A.	01/04/2019
EUROBANK EQUITIES INVESTMENT FIRM S.A	25/02/2019
<b>INTERCONTINENTAL (CR)</b>	Main Market
LEON DEPOLAS SECURITIES S.A.	03/06/2019
<b>INTRACOM CONSTR. (CR)</b>	Main Market
MERIT SECURITIES S.A	05/06/2018
<b>INTRACOM HOLDINGS (CR)</b>	Main Market
ALPHA FINANCE INVESTMENT SERVICES S.A.	03/08/2018
LEON DEPOLAS SECURITIES S.A.	08/10/2018
<b>INTRALOT (CR)</b>	Main Market
BETA SECURITIES S.A.	10/04/2017
EUROBANK EQUITIES INVESTMENT FIRM S.A	18/12/2017
EUROXX SECURITIES S.A.	12/06/2017
HELLENIC-AMERICAN SECURITIES S.A.	30/05/2018
PANTELAKIS SECURITIES S.A.	07/05/2018
PIRAEUS SECURITIES S.A.	28/09/2013
<b>JUMBO SA (CR)</b>	Main Market
MERIT SECURITIES S.A	06/11/2017
PIRAEUS SECURITIES S.A.	06/03/2017
<b>KLOUKINAS - LAPPAS SA (CR)</b>	Main Market
BETA SECURITIES S.A.	22/09/2014
<b>KRI-KRI S.A. (CR)</b>	Main Market
EUROBANK EQUITIES INVESTMENT FIRM S.A	07/05/2018
LEON DEPOLAS SECURITIES S.A.	16/01/2017
<b>LAMDA DEVELOPMENT SA (CR)</b>	Main Market
EUROBANK EQUITIES INVESTMENT FIRM S.A	08/12/2014
PANTELAKIS SECURITIES S.A.	06/11/2017
PIRAEUS SECURITIES S.A.	29/06/2017
<b>LAMPSA HOTEL SA (CR)</b>	Main Market
LEON DEPOLAS SECURITIES S.A.	16/01/2017
<b>MARFIN INVESTMENT GROUP (CR)</b>	Main Market
PIRAEUS SECURITIES S.A.	02/02/2013
<b>MLS MULTIMEDIA SA (CR)</b>	Main Market
HELLENIC-AMERICAN SECURITIES S.A.	07/12/2015
<b>MOTOR OIL (CR)</b>	Main Market
HELLENIC-AMERICAN SECURITIES S.A.	01/09/2014
LEON DEPOLAS SECURITIES S.A.	01/04/2019
MERIT SECURITIES S.A	25/02/2019
NATIONAL SECURITIES S.A	17/02/2014
PIRAEUS SECURITIES S.A.	04/05/2015
<b>MYTILINEOS HOLDINGS (CR)</b>	Main Market
ALPHA FINANCE INVESTMENT SERVICES S.A.	15/04/2019
EUROBANK EQUITIES INVESTMENT FIRM S.A	20/09/2017
MERIT SECURITIES S.A	25/02/2019
NATIONAL SECURITIES S.A	25/06/2013
PIRAEUS SECURITIES S.A.	04/05/2015
<b>NATIONAL BANK (CR)</b>	Main Market
ALPHA FINANCE INVESTMENT SERVICES S.A.	08/01/2013
EUROBANK EQUITIES INVESTMENT FIRM S.A	24/10/2012
HELLENIC-AMERICAN SECURITIES S.A.	25/07/2014
LEON DEPOLAS SECURITIES S.A.	20/04/2015
MERIT SECURITIES S.A	03/09/2013
NATIONAL SECURITIES S.A	28/02/2013
PIRAEUS SECURITIES S.A.	08/09/2013

List of Stocks under Market Making operations

Securities	Market Maker	Start Market Making	Stock Category
<b>OPAP (CR)</b>			
	ALPHA FINANCE INVESTMENT SERVICES S.A.	08/01/2013	Main Market
	EUROBANK EQUITIES INVESTMENT FIRM S.A	24/10/2012	
	HELLENIC-AMERICAN SECURITIES S.A.	25/07/2014	
	MERIT SECURITIES S.A	20/03/2017	
	NATIONAL SECURITIES S.A	15/01/2013	
	PIRAEUS SECURITIES S.A.	04/05/2015	
<b>OTE (CR)</b>			
	ALPHA FINANCE INVESTMENT SERVICES S.A.	08/01/2013	Main Market
	EUROBANK EQUITIES INVESTMENT FIRM S.A	24/10/2012	
	HELLENIC-AMERICAN SECURITIES S.A.	25/07/2014	
	LEON DEPOLAS SECURITIES S.A.	01/04/2019	
	MERIT SECURITIES S.A	20/03/2017	
	NATIONAL SECURITIES S.A	01/12/2012	
	PIRAEUS SECURITIES S.A.	08/09/2013	
<b>P.P.A. S.A. (CR)</b>			
	EUROBANK EQUITIES INVESTMENT FIRM S.A	06/02/2019	Main Market
<b>PAPOUTSANIS (CR)</b>			
	ALPHA FINANCE INVESTMENT SERVICES S.A.	19/11/2018	Main Market
	BETA SECURITIES S.A.	25/11/2013	
<b>PETROPOULOS PETROS (CR)</b>			
	EUROBANK EQUITIES INVESTMENT FIRM S.A	01/04/2019	Main Market
<b>PIRAEUS BANK (CR)</b>			
	ALPHA FINANCE INVESTMENT SERVICES S.A.	15/04/2019	Main Market
	EUROBANK EQUITIES INVESTMENT FIRM S.A	23/10/2012	
	EUROXX SECURITIES S.A.	15/02/2016	
	HELLENIC-AMERICAN SECURITIES S.A.	14/01/2019	
	MERIT SECURITIES S.A	16/09/2013	
	NATIONAL SECURITIES S.A	02/06/2013	
	PIRAEUS SECURITIES S.A.	16/02/2013	
<b>PLAISIO COMPUTERS SA (CR)</b>			
	BETA SECURITIES S.A.	05/05/2014	Main Market
	EUROBANK EQUITIES INVESTMENT FIRM S.A	02/03/2015	
<b>PPC (CR)</b>			
	ALPHA FINANCE INVESTMENT SERVICES S.A.	08/01/2013	Main Market
	ALPHA FINANCE INVESTMENT SERVICES S.A.	23/07/2018	
	EUROBANK EQUITIES INVESTMENT FIRM S.A	23/10/2012	
	MERIT SECURITIES S.A	06/11/2017	
	NATIONAL SECURITIES S.A	26/03/2013	
	PIRAEUS SECURITIES S.A.	28/09/2013	
<b>PROFILE SA (CR)</b>			
	PANTELAKIS SECURITIES S.A.	01/07/2019	Main Market
<b>QUALITY &amp; RELIABILITY SA (CR)</b>			
	BETA SECURITIES S.A.	20/08/2014	Main Market
<b>QUEST HOLDINGS (CR)</b>			
	BETA SECURITIES S.A.	26/03/2018	Main Market
	EUROBANK EQUITIES INVESTMENT FIRM S.A	28/01/2019	
<b>S.KANAKIS SA (CR)</b>			
	BETA SECURITIES S.A.	01/10/2013	Main Market
	BETA SECURITIES S.A.	26/03/2009	
<b>THRACE PLASTICS SA (CR)</b>			
	ALPHA FINANCE INVESTMENT SERVICES S.A.	26/03/2018	Main Market
	EUROBANK EQUITIES INVESTMENT FIRM S.A	26/03/2018	
<b>TITAN CEMENT (CR)</b>			
	EUROBANK EQUITIES INVESTMENT FIRM S.A	12/03/2019	Main Market
	NATIONAL SECURITIES S.A	17/02/2014	
	PANTELAKIS SECURITIES S.A.	14/03/2019	
	PIRAEUS SECURITIES S.A.	04/05/2015	
<b>VIOHALCO SA/IV (CB)</b>			
	ALPHA FINANCE INVESTMENT SERVICES S.A.	17/02/2014	Main Market
	EUROBANK EQUITIES INVESTMENT FIRM S.A	01/01/2017	
	MERIT SECURITIES S.A	17/03/2014	

Underlying Asset				Derivatives Market													
Price max	Price min	Closing price	change	Delivery Month	Open price	Price max	Price min	Last price	Closing price	Last Bid	Last Ask	Fixing price*	Life high	Life low	Trades	Volume	Open Interest
<b>FTSE/Athex Large Cap</b>																	
2,129.50	2,101.36	2,118.84	0.22%	July 2019	2,116.00	2,134.25	2,103.00	2,125.00	2,125.00	---	---		2,284.00	---	246	2,234	14,843
				August 2019	2,120.00	2,140.00	2,109.00	2,134.75	2,134.75	---	---		2,271.00	---	301	2,808	2,368
				September 2019	2,137.00	2,137.00	2,116.00	2,137.00	2,137.00	---	---		2,148.25	---	27	348	103
				December 2019	---	---	---	---	2,132.75	---	---		---	---	---	---	---
				March 2020	---	---	---	---	2,143.50	---	---		---	---	---	---	---
				June 2020	---	---	---	---	2,154.25	---	---		---	---	---	---	---

(Trade Unit: 1 Index Point x 2€, Cash Settlement)

Derivatives notes

Fixing prices and final open positions can be retrieved from the following path <http://www.helex.gr/el/web/guest/statistics-end-of-day-derivatives>



Underlying Asset				Derivatives Market													
Price max	Price min	Closing price	change	Delivery Month	Open price	Price max	Price min	Last price	Closing price	Last Bid	Last Ask	Fixing price*	Life high	Life low	Trades	Volume	Open Interest
<b>ADMIE (IPTO) HOLDING S.A. (CR)</b>																	
(Contract Size: 100 Securities, Physical Delivery)																	
2.08	2.03	2.07	0.24%	September 2019	2.01	2.06	2.01	2.06	2.06	---	---	---	2.16	---	4	52	8,215
---	---	---	---	December 2019	---	---	---	---	2.08	---	---	---	---	---	---	---	---
---	---	---	---	March 2020	---	---	---	---	2.09	---	---	---	---	---	---	---	---
---	---	---	---	June 2020	---	---	---	---	2.10	---	---	---	---	---	---	---	---
<b>ALPHA BANK (CR)</b>																	
(Contract Size: 100 Securities, Physical Delivery)																	
1.64	1.584	1.608	0.50%	September 2019	1.60	1.65	1.59	1.62	1.62	---	---	---	1.92	---	221	4,359	64,196
---	---	---	---	December 2019	---	---	---	---	1.61	---	---	---	---	---	---	---	---
---	---	---	---	March 2020	---	---	---	---	1.62	---	---	---	---	---	---	---	---
---	---	---	---	June 2020	---	---	---	---	1.63	---	---	---	---	---	---	---	---
<b>ATTICA BANK S.A. (CR)</b>																	
(Contract Size: 100 Securities, Physical Delivery)																	
0.419	0.391	0.419	4.75%	September 2019	0.394	0.418	0.394	0.417	0.417	---	---	---	0.616	---	23	225	8,045
---	---	---	---	December 2019	---	---	---	---	0.404	---	---	---	---	---	---	---	---
---	---	---	---	March 2020	---	---	---	---	0.406	---	---	---	---	---	---	---	---
---	---	---	---	June 2020	---	---	---	---	0.408	---	---	---	---	---	---	---	---
<b>CC HBC AG (CR)</b>																	
(Contract Size: 100 Securities, Physical Delivery)																	
30.22	29.71	30	-0.73%	September 2019	30.00	30.25	29.90	30.24	30.24	---	---	---	33.35	---	38	75	348
---	---	---	---	December 2019	---	---	---	---	30.49	---	---	---	---	---	---	---	---
---	---	---	---	March 2020	---	---	---	---	30.64	---	---	---	---	---	---	---	---
---	---	---	---	June 2020	---	---	---	---	30.79	---	---	---	---	---	---	---	---
<b>CENERGY HOLDINGS (CB)</b>																	
(Contract Size: 100 Securities, Physical Delivery)																	
1.51	1.394	1.5	6.38%	September 2019	1.45	1.49	1.42	1.49	1.49	---	---	---	1.61	---	26	95	9,924
---	---	---	---	December 2019	---	---	---	---	1.42	---	---	---	---	---	---	---	---
---	---	---	---	March 2020	---	---	---	---	1.43	---	---	---	---	---	---	---	---
---	---	---	---	June 2020	---	---	---	---	1.44	---	---	---	---	---	---	---	---
<b>ELLAKTOR (CR)</b>																	
(Contract Size: 100 Securities, Physical Delivery)																	
2.155	2.03	2.11	1.93%	September 2019	2.07	2.15	2.07	2.12	2.12	---	---	---	2.16	---	54	483	9,613
---	---	---	---	December 2019	---	---	---	---	2.09	---	---	---	---	---	---	---	---
---	---	---	---	March 2020	---	---	---	---	2.10	---	---	---	---	---	---	---	---
---	---	---	---	June 2020	---	---	---	---	2.11	---	---	---	---	---	---	---	---
<b>EUROBANK ERGASIAS (CR)</b>																	
(Contract Size: 100 Securities, Physical Delivery)																	
0.8275	0.798	0.8115	0.43%	September 2019	0.827	0.834	0.807	0.820	0.820	---	---	---	0.911	---	93	1,719	42,961
---	---	---	---	December 2019	---	---	---	---	0.815	---	---	---	---	---	---	---	---
---	---	---	---	March 2020	---	---	---	---	0.819	---	---	---	---	---	---	---	---
---	---	---	---	June 2020	---	---	---	---	0.823	---	---	---	---	---	---	---	---

Derivatives notes

Fixing prices and final open positions can be retrieved from the following path <http://www.helex.gr/el/web/guest/statistics-end-of-day-derivatives>

Underlying Asset				Derivatives Market													
Price max	Price min	Closing price	change	Delivery Month	Open price	Price max	Price min	Last price	Closing price	Last Bid	Last Ask	Fixing price*	Life high	Life low	Trades	Volume	Open Interest
<b>EYDAP S.A. (CR)</b>				(Contract Size: 100 Securities, Physical Delivery)													
7.63	7.52	7.63	0.66%	September 2019	7.58	7.58	7.58	7.58	7.58	---	---	---	7.66	---	1	3	379
				December 2019	---	---	---	---	7.65	---	---	---	---	---	---	---	---
				March 2020	---	---	---	---	7.68	---	---	---	---	---	---	---	---
				June 2020	---	---	---	---	7.72	---	---	---	---	---	---	---	---
<b>FOURLIS (CR)</b>				(Contract Size: 100 Securities, Physical Delivery)													
5.68	5.45	5.68	2.34%	September 2019	5.63	5.63	5.56	5.62	5.62	---	---	---	5.83	---	4	7	462
				December 2019	---	---	---	---	5.60	---	---	---	---	---	---	---	---
				March 2020	---	---	---	---	5.63	---	---	---	---	---	---	---	---
				June 2020	---	---	---	---	5.65	---	---	---	---	---	---	---	---
<b>GEK TERNA (CR)</b>				(Contract Size: 100 Securities, Physical Delivery)													
6.08	5.92	5.98	-0.99%	September 2019	6.04	6.06	5.98	6.06	6.06	---	---	---	6.35	---	35	111	8,665
				December 2019	---	---	---	---	6.09	---	---	---	6.27	---	---	---	1
				March 2020	---	---	---	---	6.12	---	---	---	---	---	---	---	---
				June 2020	---	---	---	---	6.15	---	---	---	---	---	---	---	---
<b>HELLENIC EXCHANGES-A.S.E. (CR)</b>				(Contract Size: 100 Securities, Physical Delivery)													
4.995	4.885	4.9	0.41%	September 2019	4.95	5.08	4.91	4.95	4.95	---	---	---	5.24	---	25	82	3,814
				December 2019	---	---	---	---	4.92	---	---	---	---	---	---	---	---
				March 2020	---	---	---	---	4.95	---	---	---	---	---	---	---	---
				June 2020	---	---	---	---	4.97	---	---	---	---	---	---	---	---
<b>HELLENIC PETROLEUM (CR)</b>				(Contract Size: 100 Securities, Physical Delivery)													
9.24	9.04	9.08	-0.44%	September 2019	9.20	9.24	9.05	9.13	9.13	---	---	---	9.37	---	10	32	2,117
				December 2019	---	---	---	---	9.20	---	---	---	---	---	---	---	---
				March 2020	---	---	---	---	9.25	---	---	---	---	---	---	---	---
				June 2020	---	---	---	---	9.29	---	---	---	---	---	---	---	---
<b>INTRACOM HOLDINGS (CR)</b>				(Contract Size: 100 Securities, Physical Delivery)													
1.086	1.02	1.08	8.00%	September 2019	1.01	1.10	1.01	1.07	1.07	---	---	---	1.11	---	21	106	3,499
				December 2019	---	---	---	---	1.01	---	---	---	---	---	---	---	---
				March 2020	---	---	---	---	1.01	---	---	---	---	---	---	---	---
				June 2020	---	---	---	---	1.02	---	---	---	---	---	---	---	---
<b>INTRALOT (CR)</b>				(Contract Size: 100 Securities, Physical Delivery)													
0.4825	0.466	0.4795	2.24%	September 2019	0.480	0.494	0.475	0.486	0.486	---	---	---	0.541	---	8	60	4,437
				December 2019	---	---	---	---	0.473	---	---	---	---	---	---	---	---
				March 2020	---	---	---	---	0.475	---	---	---	---	---	---	---	---
				June 2020	---	---	---	---	0.478	---	---	---	---	---	---	---	---

Derivatives notes

Fixing prices and final open positions can be retrieved from the following path <http://www.helex.gr/el/web/guest/statistics-end-of-day-derivatives>

Underlying Asset				Derivatives Market													
Price max	Price min	Closing price	change	Delivery Month	Open price	Price max	Price min	Last price	Closing price	Last Bid	Last Ask	Fixing price*	Life high	Life low	Trades	Volume	Open Interest
<b>JUMBO SA (CR)</b>				(Contract Size: 100 Securities, Physical Delivery)													
18	17.64	17.95	0.17%	September 2019	17.92	17.99	17.80	17.99	17.99	---	---	---	18.80	---	7	16	397
				December 2019	---	---	---	---	18.08	---	---	---	16.75	---	---	---	13
				March 2020	---	---	---	---	18.17	---	---	---	---	---	---	---	---
				June 2020	---	---	---	---	18.26	---	---	---	---	---	---	---	---
<b>LAMDA DEVELOPMENT SA (CR)</b>				(Contract Size: 100 Securities, Physical Delivery)													
9.62	9.38	9.45	-0.53%	September 2019	9.64	9.64	9.39	9.57	9.57	---	---	---	10.15	---	31	93	2,599
				December 2019	---	---	---	---	9.58	---	---	---	---	---	---	---	---
				March 2020	---	---	---	---	9.63	---	---	---	---	---	---	---	---
				June 2020	---	---	---	---	9.68	---	---	---	---	---	---	---	---
<b>MARFIN INVESTMENT GROUP (CR)</b>				(Contract Size: 100 Securities, Physical Delivery)													
0.1296	0.1244	0.1296	3.85%	September 2019	0.130	0.134	0.128	0.133	0.133	---	---	---	0.153	---	63	1,187	87,530
				December 2019	---	---	---	---	0.126	---	---	---	---	---	---	---	---
				March 2020	---	---	---	---	0.127	---	---	---	---	---	---	---	---
				June 2020	---	---	---	---	0.127	---	---	---	---	---	---	---	---
<b>MOTOR OIL (CR)</b>				(Contract Size: 100 Securities, Physical Delivery)													
23.18	22.8	22.8	-1.72%	September 2019	23.00	23.03	22.85	22.85	22.85	---	---	---	24.27	---	4	10	234
				December 2019	---	---	---	---	23.40	---	---	---	---	---	---	---	---
				March 2020	---	---	---	---	23.52	---	---	---	---	---	---	---	---
				June 2020	---	---	---	---	23.64	---	---	---	---	---	---	---	---
<b>MYTILINEOS HOLDINGS (CR)</b>				(Contract Size: 100 Securities, Physical Delivery)													
10.87	10.69	10.86	2.16%	September 2019	10.76	10.93	10.76	10.93	10.93	---	---	---	11.00	---	62	169	10,087
				December 2019	---	---	---	---	10.72	---	---	---	---	---	---	---	---
				March 2020	---	---	---	---	10.78	---	---	---	---	---	---	---	---
				June 2020	---	---	---	---	10.83	---	---	---	---	---	---	---	---
<b>NATIONAL BANK (CR)</b>				(Contract Size: 100 Securities, Physical Delivery)													
2.25	2.154	2.244	3.51%	September 2019	2.18	2.26	2.17	2.25	2.25	---	---	---	2.57	---	383	5,439	61,207
				December 2019	---	---	---	---	2.19	---	---	---	---	---	---	---	---
				March 2020	---	---	---	---	2.20	---	---	---	---	---	---	---	---
				June 2020	---	---	---	---	2.21	---	---	---	---	---	---	---	---
<b>OPAP (CR)</b>				(Contract Size: 100 Securities, Physical Delivery)													
9.805	9.65	9.69	-0.31%	September 2019	9.78	9.85	9.72	9.75	9.75	---	---	---	10.27	---	21	60	4,617
				December 2019	---	---	---	---	9.81	---	---	---	---	---	---	---	---
				March 2020	---	---	---	---	9.85	---	---	---	---	---	---	---	---
				June 2020	---	---	---	---	9.90	---	---	---	---	---	---	---	---

Derivatives notes

Fixing prices and final open positions can be retrieved from the following path <http://www.helex.gr/el/web/guest/statistics-end-of-day-derivatives>

Underlying Asset				Derivatives Market													
Price max	Price min	Closing price	change	Delivery Month	Open price	Price max	Price min	Last price	Closing price	Last Bid	Last Ask	Fixing price*	Life high	Life low	Trades	Volume	Open Interest
<b>O.T.E. (CR)</b>				(Contract Size: 100 Securities, Physical Delivery)													
12.58	12.4	12.5	0.00%	September 2019	12.55	12.56	12.49	12.49	12.49	---	---	---	12.90	---	9	72	2,934
				December 2019	---	---	---	---	12.61	---	---	---	---	---	---	---	---
				March 2020	---	---	---	---	12.67	---	---	---	---	---	---	---	---
				June 2020	---	---	---	---	12.74	---	---	---	---	---	---	---	---
<b>P.P.A. S.A. (CR)</b>				(Contract Size: 100 Securities, Physical Delivery)													
22.4	21.9	22.4	1.82%	September 2019	21.80	21.80	21.80	21.80	21.80	---	---	---	22.96	---	1	2	757
				December 2019	---	---	---	---	22.19	---	---	---	22.97	---	---	---	10
				March 2020	---	---	---	---	22.30	---	---	---	---	---	---	---	---
				June 2020	---	---	---	---	22.42	---	---	---	---	---	---	---	---
<b>PIRAEUS BANK (CR)</b>				(Contract Size: 100 Securities, Physical Delivery)													
2.74	2.59	2.674	0.91%	September 2019	2.65	2.76	2.60	2.68	2.68	---	---	---	3.33	---	369	2,895	24,330
				December 2019	---	---	---	---	2.67	---	---	---	---	---	---	---	---
				March 2020	---	---	---	---	2.69	---	---	---	---	---	---	---	---
				June 2020	---	---	---	---	2.70	---	---	---	---	---	---	---	---
<b>PPC (CR)</b>				(Contract Size: 100 Securities, Physical Delivery)													
2.222	1.998	2.08	-5.45%	September 2019	2.20	2.24	2.02	2.11	2.11	---	---	---	2.64	---	560	4,722	21,395
				December 2019	---	---	---	---	2.22	---	---	---	---	---	---	---	---
				March 2020	---	---	---	---	2.23	---	---	---	---	---	---	---	---
				June 2020	---	---	---	---	2.24	---	---	---	---	---	---	---	---
<b>TERNA ENERGY (CR)</b>				(Contract Size: 100 Securities, Physical Delivery)													
7.29	7.19	7.26	-0.27%	September 2019	7.29	7.29	7.27	7.27	7.27	---	---	---	7.50	---	5	18	5,123
				December 2019	---	---	---	---	7.34	---	---	---	1.42	---	---	---	---
				March 2020	---	---	---	---	7.38	---	---	---	---	---	---	---	---
				June 2020	---	---	---	---	7.42	---	---	---	---	---	---	---	---
<b>VIOHALCO SA/NV (CB)</b>				(Contract Size: 100 Securities, Physical Delivery)													
4.18	4.08	4.165	1.83%	September 2019	4.15	4.18	4.12	4.18	4.18	---	---	---	4.45	---	6	35	5,668
				December 2019	---	---	---	---	4.13	---	---	---	---	---	---	---	---
				March 2020	---	---	---	---	4.15	---	---	---	---	---	---	---	---
				June 2020	---	---	---	---	4.17	---	---	---	---	---	---	---	---

Derivatives notes

Fixing prices and final open positions can be retrieved from the following path <http://www.helex.gr/el/web/guest/statistics-end-of-day-derivatives>

FTSE/Athex Large Cap

(Trade Unit: 1 Index Point x 2€ - Exercise Style: European, Cash Settlement)

Call Options																Put Options																	
Exercise Price	July 2019							August 2019							Other Months		July 2019							August 2019							Other Months		Exercise Price
	Open price	Price max	Price min	Last price	Closing price	Volume	Open Interest	Open price	Price max	Price min	Last price	Closing price	Volume	Open Interest	Volume	Open Interest	Open price	Price max	Price min	Last price	Closing price	Volume	Open Interest	Open price	Price max	Price min	Last price	Closing price	Volume	Open Interest	Volume	Open Interest	
1,425	-	-	-	-	-	-	-	-	-	-	-	-	-	-	-	-	-	-	-	-	-	-	-	-	-	-	-	-	-	-	-	-	1,425
1,450	-	-	-	-	-	-	-	-	-	-	-	-	-	-	-	-	-	-	-	-	-	-	-	-	-	-	-	-	-	-	-	-	1,450
1,475	-	-	-	-	-	-	-	-	-	-	-	-	-	-	-	-	-	-	-	-	-	-	-	-	-	-	-	-	-	-	-	-	1,475
1,500	-	-	-	-	-	-	-	-	-	-	-	-	-	-	-	-	-	-	-	-	-	-	-	-	-	-	-	-	-	-	-	-	1,500
1,525	-	-	-	-	-	-	-	-	-	-	-	-	-	-	-	-	-	-	-	-	-	-	-	-	-	-	-	-	-	-	-	-	1,525
1,550	-	-	-	-	-	-	-	-	-	-	-	-	-	-	-	-	-	-	-	-	-	-	-	-	-	-	-	-	-	-	-	-	1,550
1,575	-	-	-	-	-	-	-	-	-	-	-	-	-	-	-	-	-	-	-	-	-	-	-	-	-	-	-	-	-	-	-	-	1,575
1,600	-	-	-	-	-	-	-	-	-	-	-	-	-	-	-	-	-	-	-	-	-	-	-	-	-	-	-	-	-	-	-	-	1,600
1,625	-	-	-	-	-	-	-	-	-	-	-	-	-	-	-	-	-	-	-	-	-	-	-	-	-	-	-	-	-	-	-	-	1,625
1,650	-	-	-	-	-	-	-	-	-	-	-	-	-	-	-	-	-	-	-	-	-	-	-	-	-	-	-	-	-	-	-	-	1,650
1,675	-	-	-	-	-	-	-	-	-	-	-	-	-	-	-	-	-	-	-	-	-	-	-	-	-	-	-	-	-	-	-	-	1,675
1,700	-	-	-	-	-	-	-	-	-	-	-	-	-	-	-	-	-	-	-	-	-	-	-	-	-	-	-	-	-	-	-	-	1,700
1,725	0.00	0.00	0.00	-	391.00	-	-	0.00	0.00	0.00	-	396.00	-	-	-	0.00	0.00	0.00	-	0.01	-	-	0.00	0.00	0.00	-	0.07	-	-	-	-	1,725	
1,750	0.00	0.00	0.00	-	366.00	-	-	0.00	0.00	0.00	-	371.00	-	-	-	0.00	0.00	0.00	-	0.01	-	-	0.00	0.00	0.00	-	0.14	-	-	-	-	1,750	
1,775	0.00	0.00	0.00	-	341.00	-	-	0.00	0.00	0.00	-	347.00	-	-	-	0.00	0.00	0.00	-	0.01	-	-	0.00	0.00	0.00	-	0.27	-	-	-	-	1,775	
1,800	0.00	0.00	0.00	-	316.00	-	-	0.00	0.00	0.00	-	322.00	-	-	-	0.00	0.00	0.00	-	0.01	-	-	0.00	0.00	0.00	-	0.50	-	-	-	-	1,800	
1,825	0.00	0.00	0.00	-	291.00	-	-	0.00	0.00	0.00	-	297.00	-	-	-	0.00	0.00	0.00	-	0.01	-	30	0.00	0.00	0.00	-	0.87	-	-	-	-	1,825	
1,850	0.00	0.00	0.00	-	266.00	-	20	0.00	0.00	0.00	-	273.00	-	-	-	0.00	0.00	0.00	-	0.01	-	40	0.00	0.00	0.00	-	1.50	-	-	-	-	1,850	
1,875	0.00	0.00	0.00	-	241.00	-	5	0.00	0.00	0.00	-	249.00	-	-	-	0.00	0.00	0.00	-	0.01	-	2	0.00	0.00	0.00	-	2.40	-	-	-	-	1,875	
1,900	0.00	0.00	0.00	-	216.00	-	40	0.00	0.00	0.00	-	225.00	-	-	-	0.00	0.00	0.00	-	0.02	-	-	0.00	0.00	0.00	-	3.70	-	-	-	-	1,900	
1,925	0.00	0.00	0.00	-	191.00	-	20	0.00	0.00	0.00	-	202.00	-	-	-	0.00	0.00	0.00	-	0.01	-	90	0.00	0.00	0.00	-	5.70	-	-	-	-	1,925	
1,950	0.00	0.00	0.00	-	166.00	-	62	0.00	0.00	0.00	-	180.00	-	-	-	0.00	0.00	0.00	-	0.01	-	101	0.00	0.00	0.00	-	8.40	-	-	-	-	1,950	
1,975	0.00	0.00	0.00	-	141.00	-	23	0.00	0.00	0.00	-	159.00	-	-	-	0.00	0.00	0.00	-	0.04	-	240	0.00	0.00	0.00	-	12.00	-	-	-	-	1,975	
2,000	0.00	0.00	0.00	-	116.00	-	139	0.00	0.00	0.00	-	138.00	-	-	-	0.00	0.00	0.00	-	0.20	-	228	0.00	0.00	0.00	-	16.75	-	-	-	-	2,000	
2,050	79.00	79.00	79.00	79.00	79.00	20	128	0.00	0.00	0.00	-	102.00	-	20	-	0.00	79.00	0.00	-	2.40	-	494	24.50	31.75	24.50	31.75	31.75	40	47	-	-	2,050	
2,100	28.50	38.00	28.50	38.00	38.00	20	292	0.00	0.00	0.00	-	71.50	-	20	-	15.00	38.00	14.00	14.00	14.00	22	549	45.75	47.50	45.00	47.00	47.00	50	61	-	-	2,100	
2,150	0.00	0.00	0.00	-	8.30	-	472	41.75	52.00	41.00	41.00	41.00	43	64	-	47.00	0.00	33.00	33.00	33.00	2	367	66.50	66.50	66.50	66.50	66.50	1	226	-	-	2,150	
2,200	0.00	0.00	0.00	-	1.30	-	528	36.75	36.75	36.75	36.75	36.75	1	108	-	0.00	0.00	0.00	-	85.00	-	92	0.00	0.00	0.00	-	108.00	-	180	-	-	2,200	
2,250	0.00	0.00	0.00	-	0.12	-	631	21.00	21.00	17.50	17.50	17.50	87	302	-	0.00	0.00	0.00	-	134.00	-	200	0.00	0.00	0.00	-	146.00	-	40	-	-	2,250	
2,300	0.00	0.00	0.00	-	0.01	-	409	0.00	0.00	0.00	-	10.25	-	148	-	0.00	0.00	0.00	-	184.00	-	61	0.00	0.00	0.00	-	188.00	-	-	-	-	2,300	
2,350	0.00	0.00	0.00	-	0.01	-	177	0.00	0.00	0.00	-	5.40	-	46	-	0.00	0.00	0.00	-	234.00	-	-	0.00	0.00	0.00	-	233.00	-	-	-	-	2,350	
2,400	0.00	0.00	0.00	-	0.01	-	20	0.00	0.00	0.00	-	2.70	-	-	-	0.00	0.00	0.00	-	284.00	-	-	0.00	0.00	0.00	-	280.00	-	-	-	-	2,400	
2,450	0.00	0.00	0.00	-	0.01	-	-	0.00	0.00	0.00	-	1.30	-	-	-	0.00	0.00	0.00	-	334.00	-	-	0.00	0.00	0.00	-	329.00	-	-	-	-	2,450	
2,500	0.00	0.00	0.00	-	0.01	-	-	0.00	0.00	0.00	-	0.60	-	-	-	0.00	0.00	0.00	-	384.00	-	-	0.00	0.00	0.00	-	378.00	-	-	-	-	2,500	
Totals:						40	2,966					131	708	0	0						24	2,494						91	554	0	0		
Number of Trades:						5						15		0							5							9		0			

ALPHA BANK (CR)

(Contract Size: 100 Securities, Exercise Style: American, Physical Delivery)

Call Options																Put Options																			
Exercise Price	July 2019						August 2019						Other Months		July 2019						August 2019						Other Months		Exercise Price						
	Open price	Price max	Price min	Last price	Closing price	Volume	Open Interest	Open price	Price max	Price min	Last price	Closing price	Volume	Open Interest	Volume	Open Interest	Open price	Price max	Price min	Last price	Closing price	Volume	Open Interest	Open price	Price max	Price min	Last price	Closing price		Volume	Open Interest	Volume	Open Interest		
0.600						-	-							-	-								-	-									0.006		
0.650						-	-							-	-								-	-									0.007		
0.700						-	-							-	-								-	-									0.007		
0.750						-	-							-	-								-	-									0.008		
0.800						-	-							-	-								-	-									0.008		
0.850	0.000	0.000	0.000		0.750	-	-	0.000	0.000	0.000		0.752	-	-		0.000	0.000	0.000		0.002	-	-	0.000	0.000	0.000		0.001	-	-		0.009				
0.900	0.000	0.000	0.000		0.700	-	-	0.000	0.000	0.000		0.702	-	-		0.000	0.000	0.000		0.001	-	-	0.000	0.000	0.000		0.002	-	-		0.009				
0.950	0.000	0.000	0.000		0.650	-	-	0.000	0.000	0.000		0.652	-	-		0.000	0.000	0.000		0.001	-	-	0.000	0.000	0.000		0.003	-	-		0.010				
1.000	0.000	0.000	0.000		0.600	-	-	0.000	0.000	0.000		0.602	-	-		0.000	0.000	0.000		0.002	-	-	0.000	0.000	0.000		0.001	-	-		0.010				
1.100	0.000	0.000	0.000		0.500	-	50	0.000	0.000	0.000		0.504	-	-		0.000	0.000	0.000		0.001	-	-	0.000	0.000	0.000		0.002	-	-		0.011				
1.200	0.000	0.000	0.000		0.400	-	-	0.000	0.000	0.000		0.408	-	-		0.000	0.000	0.000		0.003	-	-	0.000	0.000	0.000		0.006	-	-		0.012				
1.300	0.000	0.000	0.000		0.300	-	-	0.000	0.000	0.000		0.318	-	-		0.000	0.000	0.000		0.001	-	-	0.000	0.000	0.000		0.016	-	-		0.013				
1.400	0.000	0.000	0.000		0.202	-	-	0.000	0.000	0.000		0.239	-	-		0.000	0.000	0.000		0.002	-	-	0.000	0.000	0.000		0.037	-	-		0.014				
1.500	0.000	0.000	0.000		0.114	-	10	0.000	0.000	0.000		0.172	-	-		0.000	0.000	0.000		0.014	-	1	0.000	0.000	0.000		0.069	-	-		0.015				
1.600	0.000	0.000	0.000		0.050	-	55	0.000	0.000	0.000		0.117	-	40		0.000	0.000	0.000		0.050	-	-	0.000	0.000	0.000		0.115	-	-		0.016				
1.700	0.000	0.000	0.000		0.017	-	15	0.000	0.000	0.000		0.078	-	-		0.000	0.000	0.000		0.116	-	3	0.000	0.000	0.000		0.175	-	-		0.017				
1.800	0.000	0.000	0.000		0.004	-	74	0.000	0.000	0.000		0.049	-	40		0.000	0.000	0.000		0.204	-	-	0.000	0.000	0.000		0.247	-	-		0.018				
1.900	0.000	0.000	0.000		0.001	-	-	0.000	0.000	0.000		0.030	-	10		0.000	0.000	0.000		0.300	-	-	0.000	0.000	0.000		0.328	-	-		0.019				
2.000	0.000	0.000	0.000		0.001	-	-	0.000	0.000	0.000		0.018	-	-		0.000	0.000	0.000		0.400	-	-	0.000	0.000	0.000		0.415	-	-		0.020				
2.200	0.000	0.000	0.000		0.001	-	-	0.000	0.000	0.000		0.006	-	-		0.000	0.000	0.000		0.600	-	-	0.000	0.000	0.000		0.604	-	-		0.022				
2.400	0.000	0.000	0.000		0.001	-	-	0.000	0.000	0.000		0.002	-	-		0.000	0.000	0.000		0.800	-	-	0.000	0.000	0.000		0.800	-	-		0.024				
2.600	0.000	0.000	0.000		0.001	-	-	0.000	0.000	0.000		0.001	-	-		0.000	0.000	0.000		1.00	-	-	0.000	0.000	0.000		1.00	-	-		0.026				
Totals:						0	204							0	90	0	0							0	4							0	0	0	0
Number of Trades:						0							0							0							0							0	

NATIONAL BANK (CR)

(Contract Size: 100 Securities, Exercise Style: American, Physical Delivery)

Call Options																Put Options																		
Exercise Price	July 2019						August 2019						Other Months		July 2019						August 2019						Other Months		Exercise Price					
	Open price	Price max	Price min	Last price	Closing price	Volume	Open Interest	Open price	Price max	Price min	Last price	Closing price	Volume	Open Interest	Volume	Open Interest	Open price	Price max	Price min	Last price	Closing price	Volume	Open Interest	Open price	Price max	Price min	Last price	Closing price		Volume	Open Interest	Volume	Open Interest	
0.650						-	-																											0.007
0.700						-	-																											0.007
0.750						-	-																											0.008
0.800						-	-																											0.008
0.850						-	-																											0.009
0.900						-	-																											0.009
0.950						-	-																											0.010
1.000						-	-																											0.010
1.100						-	-																											0.011
1.200						-	-																											0.012
1.300						-	-																											0.013
1.400	0.000	0.000	0.000		0.770	-	-										0.000	0.000	0.000		0.002	-	-										0.014	
1.500	0.000	0.000	0.000		0.670	-	-	0.000	0.000	0.000		0.673	-	-			0.000	0.000	0.000		0.001	-	-	0.000	0.000	0.000		0.001	-	-			0.015	
1.600	0.000	0.000	0.000		0.570	-	-	0.000	0.000	0.000		0.575	-	-			0.000	0.000	0.000		0.001	-	-	0.000	0.000	0.000		0.002	-	-			0.016	
1.700	0.000	0.000	0.000		0.470	-	-	0.000	0.000	0.000		0.479	-	-			0.000	0.000	0.000		0.001	-	-	0.000	0.000	0.000		0.006	-	-			0.017	
1.800	0.000	0.000	0.000		0.370	-	-	0.000	0.000	0.000		0.388	-	-			0.000	0.000	0.000		0.001	-	-	0.000	0.000	0.000		0.015	-	-			0.018	
1.900	0.000	0.000	0.000		0.271	-	20	0.000	0.000	0.000		0.304	-	-			0.000	0.000	0.000		0.001	-	-	0.000	0.000	0.000		0.031	-	-			0.019	
2.000	0.000	0.000	0.000		0.177	-	-	0.000	0.000	0.000		0.230	-	-			0.000	0.000	0.000		0.007	-	-	0.000	0.000	0.000		0.057	-	-			0.020	
2.200	0.000	0.000	0.000		0.044	-	10	0.000	0.000	0.000		0.119	-	-			0.000	0.000	0.000		0.073	-	-	0.000	0.000	0.000		0.146	-	-			0.022	
2.400	0.000	0.000	0.000		0.004	-	190	0.000	0.000	0.000		0.053	-	-			0.000	0.000	0.000		0.234	-	-	0.000	0.000	0.000		0.280	-	-			0.024	
2.600	0.000	0.000	0.000		0.001	-	57	0.000	0.000	0.000		0.021	-	10			0.000	0.000	0.000		0.430	-	-	0.000	0.000	0.000		0.447	-	-			0.026	
2.800	0.000	0.000	0.000		0.001	-	100	0.000	0.000	0.000		0.007	-	-			0.000	0.000	0.000		0.630	-	-	0.000	0.000	0.000		0.634	-	-			0.028	
3.000	0.000	0.000	0.000		0.004	-	-	0.000	0.000	0.000		0.002	-	-			0.000	0.000	0.000		0.830	-	-	0.000	0.000	0.000		0.830	-	-			0.030	
3.200	0.000	0.000	0.000		0.001	-	-	0.000	0.000	0.000		0.001	-	-			0.000	0.000	0.000		1.03	-	-	0.000	0.000	0.000		1.03	-	-			0.032	
3.400	0.000	0.000	0.000		0.001	-	-	0.000	0.000	0.000		0.001	-	-			0.000	0.000	0.000		1.23	-	-	0.000	0.000	0.000		1.23	-	-			0.034	
Totals:						0	377					0	10	20	0						0	0					0	0	0	154				
Number of Trades:						0						0		2							0.00						0		0					

OPAP (CR)

(Contract Size: 100 Securities, Exercise Style: American, Physical Delivery)

Exercise Price	Call Options														Put Options														Exercise Price											
	July 2019							August 2019							Other Months		July 2019							August 2019							Other Months									
	Open price	Price max	Price min	Last price	Closing price	Volume	Open Interest	Open price	Price max	Price min	Last price	Closing price	Volume	Open Interest	Volume	Open Interest	Open price	Price max	Price min	Last price	Closing price	Volume	Open Interest	Open price	Price max	Price min	Last price	Closing price		Volume	Open Interest	Volume	Open Interest							
5.600						-	-							-	-							-	-							-	-							-	-	0.056
6.000						-	-							-	-							-	-							-	-							-	-	0.060
6.400	0.000	0.000	0.000		3.32	-	-	0.000	0.000	0.000		3.33	-	-			0.000	0.000	0.000		0.001	-	-	0.000	0.000	0.000		0.002	-	-						0.064				
6.800	0.000	0.000	0.000		2.92	-	-	0.000	0.000	0.000		2.93	-	-			0.000	0.000	0.000		0.002	-	-	0.000	0.000	0.000		0.002	-	-						0.068				
7.200	0.000	0.000	0.000		2.52	-	-	0.000	0.000	0.000		2.53	-	-			0.000	0.000	0.000		0.001	-	-	0.000	0.000	0.000		0.005	-	-						0.072				
7.600	0.000	0.000	0.000		2.12	-	-	0.000	0.000	0.000		2.13	-	-			0.000	0.000	0.000		0.001	-	-	0.000	0.000	0.000		0.002	-	-						0.076				
8.000	0.000	0.000	0.000		1.72	-	-	0.000	0.000	0.000		1.73	-	-			0.000	0.000	0.000		0.002	-	-	0.000	0.000	0.000		0.001	-	-						0.080				
8.400	0.000	0.000	0.000		1.32	-	-	0.000	0.000	0.000		1.34	-	-			0.000	0.000	0.000		0.001	-	-	0.000	0.000	0.000		0.002	-	-						0.084				
8.800	0.000	0.000	0.000		0.922	-	-	0.000	0.000	0.000		0.951	-	-			0.000	0.000	0.000		0.001	-	5	0.000	0.000	0.000		0.015	-	-						0.088				
9.200	0.000	0.000	0.000		0.525	-	-	0.000	0.000	0.000		0.599	-	-			0.000	0.000	0.000		0.003	-	5	0.000	0.000	0.000		0.063	-	-						0.092				
9.600	0.000	0.000	0.000		0.184	-	30	0.000	0.000	0.000		0.324	-	5			0.000	0.000	0.000		0.062	-	-	0.000	0.000	0.000		0.188	-	-						0.096				
10.000	0.000	0.000	0.000		0.026	-	15	0.000	0.000	0.000		0.145	-	54			0.000	0.000	0.000		0.304	-	-	0.000	0.000	0.000		0.410	-	-						0.100				
11.000	0.000	0.000	0.000		0.006	-	-	0.000	0.000	0.000		0.008	-	2			0.000	0.000	0.000		1.28	-	-	0.000	0.000	0.000		1.28	-	-						0.110				
12.000	0.000	0.000	0.000		0.030	-	-	0.000	0.000	0.000		0.003	-	-			0.000	0.000	0.000		2.28	-	-	0.000	0.000	0.000		2.28	-	-						0.120				
13.000	0.000	0.000	0.000		0.004	-	-	0.000	0.000	0.000		0.001	-	-			0.000	0.000	0.000		3.28	-	-	0.000	0.000	0.000		3.28	-	-						0.130				
14.000	0.000	0.000	0.000		0.001	-	-	0.000	0.000	0.000		0.006	-	-			0.000	0.000	0.000		4.28	-	-	0.000	0.000	0.000		4.28	-	-						0.140				
15.000	0.000	0.000	0.000		0.001	-	-	0.000	0.000	0.000		0.001	-	-			0.000	0.000	0.000		5.28	-	-	0.000	0.000	0.000		5.28	-	-						0.150				
Totals:						0	45							0	61							0	10							0	50							0	0	
Number of Trades:							0								0								0.00								0								0	



OTE (CR)

(Contract Size: 100 Securities, Exercise Style: American, Physical Delivery)

Exercise Price	Call Options														Put Options																		
	July 2019							August 2019							Other Months		July 2019							August 2019							Other Months		Exercise Price
	Open price	Price max	Price min	Last price	Closing price	Volume	Open Interest	Open price	Price max	Price min	Last price	Closing price	Volume	Open Interest	Volume	Open Interest	Open price	Price max	Price min	Last price	Closing price	Volume	Open Interest	Open price	Price max	Price min	Last price	Closing price	Volume	Open Interest	Volume	Open Interest	
7.600						-	-							-	-								-	-									
8.000						-	-							-	-								-	-									0.080
8.400	0.000	0.000	0.000		4.10	-	-	0.000	0.000	0.000		4.11	-	-			0.000	0.000	0.000		0.001	-	-	0.000	0.000	0.000		0.001	-	-		0.084	
8.800	0.000	0.000	0.000		3.70	-	-	0.000	0.000	0.000		3.72	-	-			0.000	0.000	0.000		0.001	-	-	0.000	0.000	0.000		0.001	-	-		0.088	
9.200	0.000	0.000	0.000		3.30	-	-	0.000	0.000	0.000		3.32	-	-			0.000	0.000	0.000		0.001	-	-	0.000	0.000	0.000		0.001	-	-		0.092	
9.600	0.000	0.000	0.000		2.90	-	-	0.000	0.000	0.000		2.92	-	-			0.000	0.000	0.000		0.001	-	-	0.000	0.000	0.000		0.005	-	-		0.096	
10.000	0.000	0.000	0.000		2.50	-	-	0.000	0.000	0.000		2.52	-	-			0.000	0.000	0.000		0.001	-	-	0.000	0.000	0.000		0.001	-	-		0.100	
11.000	0.000	0.000	0.000		1.50	-	-	0.000	0.000	0.000		1.53	-	-			0.000	0.000	0.000		0.001	-	40	0.000	0.000	0.000		0.008	-	-		0.110	
12.000	0.000	0.000	0.000		0.552	-	50	0.000	0.000	0.000		0.650	-	-			0.000	0.000	0.000		0.050	-	-	0.000	0.000	0.000		0.129	-	-		0.120	
13.000	0.000	0.000	0.000		0.056	-	-	0.000	0.000	0.000		0.151	-	-			0.000	0.000	0.000		0.554	-	-	0.000	0.000	0.000		0.632	-	-		0.130	
14.000	0.000	0.000	0.000		0.001	-	-	0.000	0.000	0.000		0.016	-	-			0.000	0.000	0.000		1.50	-	-	0.000	0.000	0.000		1.50	-	-		0.140	
15.000	0.000	0.000	0.000		0.001	-	-	0.000	0.000	0.000		0.001	-	-			0.000	0.000	0.000		2.50	-	-	0.000	0.000	0.000		2.50	-	-		0.150	
16.000	0.000	0.000	0.000		0.001	-	-	0.000	0.000	0.000		0.001	-	-			0.000	0.000	0.000		3.50	-	-	0.000	0.000	0.000		3.50	-	-		0.160	
17.000	0.000	0.000	0.000		0.001	-	-	0.000	0.000	0.000		0.001	-	-			0.000	0.000	0.000		4.50	-	-	0.000	0.000	0.000		4.50	-	-		0.170	
18.000	0.000	0.000	0.000		0.001	-	-	0.000	0.000	0.000		0.001	-	-			0.000	0.000	0.000		5.50	-	-	0.000	0.000	0.000		5.50	-	-		0.180	
Totals:						0	50						0	0	0	0						0	40					0	0	0	0		
Number of Trades:						0							0		0							0.00						0		0			

PIRAEUS BANK (CR)

(Contract Size: 100 Securities, Exercise Style: American, Physical Delivery)

Call Options																	Put Options																
Exercise Price	July 2019							August 2019							Other Months		July 2019							August 2019							Other Months		Exercise Price
	Open price	Price max	Price min	Last price	Closing price	Volume	Open Interest	Open price	Price max	Price min	Last price	Closing price	Volume	Open Interest	Volume	Open Interest	Open price	Price max	Price min	Last price	Closing price	Volume	Open Interest	Open price	Price max	Price min	Last price	Closing price	Volume	Open Interest	Volume	Open Interest	
0.300						-	-							-	-								-	-									0.003
0.350						-	-							-	-								-	-									0.004
0.400						-	-							-	-								-	-									0.004
0.450						-	-							-	-								-	-									0.005
0.500						-	-							-	-								-	-									0.005
0.550						-	-							-	-								-	-									0.006
0.600						-	-							-	-								-	-									0.006
0.650						-	-							-	-								-	-									0.007
0.700						-	-							-	-								-	-									0.007
0.750						-	-							-	-								-	-									0.008
0.800						-	-							-	-								-	-									0.008
0.850						-	-							-	-								-	-									0.009
0.900						-	-							-	-								-	-									0.009
0.950	0.000	0.000	0.000		1.70	-	-	0.000	0.000	0.000		1.70	-	-		0.000	0.000	0.000		0.001	-	-	0.000	0.000	0.000		0.003	-	-		0.010		
1.000	0.000	0.000	0.000		1.65	-	-	0.000	0.000	0.000		1.65	-	-		0.000	0.000	0.000		0.001	-	-	0.000	0.000	0.000		0.005	-	-		0.010		
1.100	0.000	0.000	0.000		1.55	-	-	0.000	0.000	0.000		1.55	-	-		0.000	0.000	0.000		0.004	-	-	0.000	0.000	0.000		0.001	-	-		0.011		
1.200	0.000	0.000	0.000		1.45	-	-	0.000	0.000	0.000		1.45	-	-		0.000	0.000	0.000		0.010	-	-	0.000	0.000	0.000		0.001	-	-		0.012		
1.300	0.000	0.000	0.000		1.35	-	-	0.000	0.000	0.000		1.35	-	-		0.000	0.000	0.000		0.002	-	-	0.000	0.000	0.000		0.001	-	-		0.013		
1.400	0.000	0.000	0.000		1.25	-	25	0.000	0.000	0.000		1.25	-	-		0.000	0.000	0.000		0.001	-	20	0.000	0.000	0.000		0.002	-	-		0.014		
1.500	0.000	0.000	0.000		1.15	-	-	0.000	0.000	0.000		1.15	-	-		0.000	0.000	0.000		0.001	-	-	0.000	0.000	0.000		0.001	-	-		0.015		
1.600	0.000	0.000	0.000		1.05	-	-	0.000	0.000	0.000		1.05	-	-		0.000	0.000	0.000		0.001	-	-	0.000	0.000	0.000		0.001	-	-		0.016		
1.700	0.000	0.000	0.000		0.950	-	-	0.000	0.000	0.000		0.954	-	-		0.000	0.000	0.000		0.003	-	-	0.000	0.000	0.000		0.001	-	-		0.017		
1.800	0.000	0.000	0.000		0.850	-	-	0.000	0.000	0.000		0.856	-	-		0.000	0.000	0.000		0.001	-	-	0.000	0.000	0.000		0.002	-	-		0.018		
1.900	0.000	0.000	0.000		0.750	-	-	0.000	0.000	0.000		0.759	-	-		0.000	0.000	0.000		0.001	-	-	0.000	0.000	0.000		0.006	-	-		0.019		
2.000	0.000	0.000	0.000		0.650	-	-	0.000	0.000	0.000		0.665	-	-		0.000	0.000	0.000		0.001	-	-	0.000	0.000	0.000		0.011	-	-		0.020		
2.200	0.000	0.000	0.000		0.451	-	-	0.000	0.000	0.000		0.490	-	-		0.000	0.000	0.000		0.003	-	-	0.000	0.000	0.000		0.036	-	-		0.022		
2.400	0.000	0.000	0.000		0.256	-	35	0.000	0.000	0.000		0.339	-	-		0.000	0.000	0.000		0.005	-	-	0.000	0.000	0.000		0.085	-	-		0.024		
2.600	0.000	0.000	0.000		0.099	-	-	0.000	0.000	0.000		0.222	-	-		0.000	0.000	0.000		0.048	-	-	0.000	0.000	0.000		0.168	-	-		0.026		
2.800	0.000	0.000	0.000		0.022	-	10	0.000	0.000	0.000		0.135	-	-		0.000	0.000	0.000		0.171	-	2	0.000	0.000	0.000		0.281	-	-		0.028		
3.000	0.000	0.000	0.000		0.003	-	38	0.000	0.000	0.000		0.079	-	63		0.000	0.000	0.000		0.352	-	-	0.000	0.000	0.000		0.425	-	-		0.030		
3.200	0.000	0.000	0.000		0.001	-	5	0.000	0.000	0.000		0.044	-	10		0.000	0.000	0.000		0.550	-	-	0.000	0.000	0.000		0.589	-	-		0.032		
3.400	0.000	0.000	0.000		0.001	-	60	0.000	0.000	0.000		0.023	-	40		0.000	0.000	0.000		0.750	-	-	0.000	0.000	0.000		0.769	-	-		0.034		
3.600	0.000	0.000	0.000		0.001	-	-	0.000	0.000	0.000		0.011	-	-		0.000	0.000	0.000		0.950	-	-	0.000	0.000	0.000		0.958	-	-		0.036		
3.800	0.000	0.000	0.000		0.003	-	-	0.000	0.000	0.000		0.005	-	-		0.000	0.000	0.000		1.15	-	-	0.000	0.000	0.000		1.15	-	-		0.038		
4.000	0.000	0.000	0.000		0.001	-	-	0.000	0.000	0.000		0.003	-	-		0.000	0.000	0.000		1.35	-	-	0.000	0.000	0.000		1.35	-	-		0.040		
4.400	0.000	0.000	0.000		0.001	-	-	0.000	0.000	0.000		0.001	-	-		0.000	0.000	0.000		1.75	-	-	0.000	0.000	0.000		1.75	-	-		0.044		

PIRAEUS BANK (CR)

(Contract Size: 100 Securities, Exercise Style: American, Physical Delivery)

	Call Options														Put Options																						
	July 2019							August 2019							Other Months		July 2019							August 2019							Other Months						
Exercise Price	Open price	Price max	Price min	Last price	Closing price	Volume	Open Interest	Open price	Price max	Price min	Last price	Closing price	Volume	Open Interest	Volume	Open Interest	Open price	Price max	Price min	Last price	Closing price	Volume	Open Interest	Open price	Price max	Price min	Last price	Closing price	Volume	Open Interest	Volume	Open Interest	Exercise Price				
Totals:						0	173						0	113	0	0						0	22						0	0	0	0					
Number of Trades:						0							0		0							0.00						0		0							

PPC (CR)

(Contract Size: 100 Securities, Exercise Style: American, Physical Delivery)

Exercise Price	Call Options														Put Options																		
	July 2019							August 2019							Other Months		July 2019							August 2019							Other Months		Exercise Price
	Open price	Price max	Price min	Last price	Closing price	Volume	Open Interest	Open price	Price max	Price min	Last price	Closing price	Volume	Open Interest	Volume	Open Interest	Open price	Price max	Price min	Last price	Closing price	Volume	Open Interest	Open price	Price max	Price min	Last price	Closing price	Volume	Open Interest	Volume	Open Interest	
0.850					-	-																											
0.900	0.000	0.000	0.000		1.30	-	-	0.000	0.000	0.000		1.30	-	-			0.000	0.000	0.000		0.007	-	-	0.000	0.000	0.000		0.002	-	-			0.009
0.950	0.000	0.000	0.000		1.25	-	-	0.000	0.000	0.000		1.25	-	-			0.000	0.000	0.000		0.001	-	-	0.000	0.000	0.000		0.001	-	-			0.010
1.000	0.000	0.000	0.000		1.20	-	-	0.000	0.000	0.000		1.20	-	-			0.000	0.000	0.000		0.003	-	-	0.000	0.000	0.000		0.001	-	-			0.010
1.100	0.000	0.000	0.000		1.10	-	-	0.000	0.000	0.000		1.10	-	-			0.000	0.000	0.000		0.003	-	-	0.000	0.000	0.000		0.001	-	-			0.011
1.200	0.000	0.000	0.000		1.00	-	-	0.000	0.000	0.000		1.00	-	-			0.000	0.000	0.000		0.001	-	-	0.000	0.000	0.000		0.001	-	-			0.012
1.300	0.000	0.000	0.000		0.900	-	1	0.000	0.000	0.000		0.902	-	-			0.000	0.000	0.000		0.005	-	-	0.000	0.000	0.000		0.002	-	-			0.013
1.400	0.000	0.000	0.000		0.800	-	-	0.000	0.000	0.000		0.803	-	-			0.000	0.000	0.000		0.001	-	-	0.000	0.000	0.000		0.001	-	-			0.014
1.500	0.000	0.000	0.000		0.700	-	-	0.000	0.000	0.000		0.704	-	-			0.000	0.000	0.000		0.001	-	-	0.000	0.000	0.000		0.001	-	-			0.015
1.600	0.000	0.000	0.000		0.600	-	-	0.000	0.000	0.000		0.607	-	-			0.000	0.000	0.000		0.003	-	-	0.000	0.000	0.000		0.004	-	-			0.016
1.700	0.000	0.000	0.000		0.500	-	5	0.000	0.000	0.000		0.513	-	-			0.000	0.000	0.000		0.001	-	-	0.000	0.000	0.000		0.010	-	-			0.017
1.800	0.000	0.000	0.000		0.401	-	50	0.000	0.000	0.000		0.424	-	10			0.000	0.000	0.000		0.001	-	-	0.000	0.000	0.000		0.021	-	-			0.018
1.900	0.000	0.000	0.000		0.304	-	5	0.000	0.000	0.000		0.342	-	200			0.000	0.000	0.000		0.004	-	-	0.000	0.000	0.000		0.039	-	-			0.019
2.000	0.000	0.000	0.000		0.215	-	10	0.000	0.000	0.000		0.269	-	72			0.000	0.000	0.000		0.014	-	1	0.000	0.000	0.000		0.066	-	-			0.020
2.200	0.000	0.000	0.000		0.079	-	117	0.000	0.000	0.000		0.154	-	70			0.000	0.000	0.000		0.078	-	-	0.000	0.000	0.000		0.150	-	-			0.022
2.400	0.000	0.000	0.000		0.019	-	20	0.000	0.000	0.000		0.081	-	190			0.000	0.000	0.000		0.218	-	-	0.000	0.000	0.000		0.277	-	-			0.024
2.600	0.000	0.000	0.000		0.003	-	150	0.000	0.000	0.000		0.038	-	-			0.000	0.000	0.000		0.402	-	-	0.000	0.000	0.000		0.435	-	-			0.026
2.800	0.000	0.000	0.000		0.004	-	-	0.000	0.000	0.000		0.016	-	-			0.000	0.000	0.000		0.600	-	-	0.000	0.000	0.000		0.613	-	-			0.028
3.000	0.000	0.000	0.000		0.001	-	-	0.000	0.000	0.000		0.007	-	-			0.000	0.000	0.000		0.800	-	-	0.000	0.000	0.000		0.804	-	-			0.030
3.200	0.000	0.000	0.000		0.006	-	-	0.000	0.000	0.000		0.003	-	-			0.000	0.000	0.000		1.00	-	-	0.000	0.000	0.000		1.00	-	-			0.032
3.400	0.000	0.000	0.000		0.002	-	-	0.000	0.000	0.000		0.001	-	-			0.000	0.000	0.000		1.20	-	-	0.000	0.000	0.000		1.20	-	-			0.034
Totals:						0	358						0	542	0	521					0	1						0	17	0	0		
Number of Trades:							0						0		0						0.00							0		0			

Lending Products	Underlying Title	Multilateral Transactions[1]					Bilateral Transactions[2]		Stock Borrowing through OTC (volume)[3]
		Open Interest[5]	Volume(Offered)	Average Weighted	Transactions volume	Average Weighted	Transactions Volume	Average Weighted	Transactions Volume
ADMIEBOR	ADMIE (IPTO) HOLDING S.A. (CR)	---	---	---	---	---	---	61,007	
AEGNBOR	AEGEAN AIRLINES (CR)	---	---	---	---	---	---	11,592	
ALPHABOR	ALPHA BANK (CR)	5,000	---	---	---	---	---	36,914,818	
ALMYBOR	ALUMIL (CR)	---	---	---	---	---	---	---	
TATTBOR	ATTICA BANK S.A. (CR)	18,751	---	---	---	---	---	370	
EEEBOR	CC HBC AG (CR)	---	---	---	---	---	---	70,546	
CENERBOR	CENERGY HOLDINGS (CB)	---	---	---	---	---	---	---	
ELLAKTORBOR	ELLAKTOR (CR)	12,400	---	---	---	---	---	11,898	
EUROBBOR	EUROBANK ERGASIAS (CR)	170,633	---	---	---	---	---	78,189,840	
EYDAPBOR	EYDAP S.A. (CR)	---	---	---	---	---	---	114,781	
FFGRPBOR	FOLLI FOLLIE (CR)	---	---	---	---	---	---	1,331,265	
FOYRKBOR	FOURLIS (CR)	---	---	---	---	---	---	52,577	
GEKTERNABOR	GEK TERNA (CR)	---	---	---	---	---	---	24,493	
SARBOR	GR. SARANTIS S.A. (CR)	2,500	---	---	---	---	---	35,722	
EXAEBOR	HELLENIC EXCHANGES-A.S.E. (CR)	4,500	---	---	---	---	---	123,565	
ELPEBOR	HELLENIC PETROLEUM (CR)	500	---	---	---	---	---	51,983	
INTRKBOR	INTRACOM HOLDINGS (CR)	1,500	---	---	---	---	---	---	
INLOTBOR	INTRALOT (CR)	5,700	---	---	---	---	---	394,512	
BELABOR	JUMBO SA (CR)	15,000	---	---	---	---	---	77,208	
LAMDABOR	LAMDA DEVELOPMENT SA (CR)	---	---	---	---	---	---	5,000	
MIGBOR	MARFIN INVESTMENT GROUP (CR)	---	---	---	---	---	---	744,474	
MOHBOR	MOTOR OIL (CR)	1,500	---	---	---	---	---	43,134	
MYTILBOR	MYTILINEOS HOLDINGS (CR)	3,904	---	---	---	---	---	26,742	
ETEBOR	NATIONAL BANK (CR)	---	---	---	---	---	---	30,582,359	
OPAPBOR	OPAP (CR)	---	---	---	---	---	---	1,280,257	
HTOBOR	OTE (CR)	---	---	---	---	---	---	522,090	
PPABOR	P.P.A. S.A. (CR)	---	---	---	---	---	---	5,901	
TPEIRBOR	PIRAEUS BANK (CR)	---	---	---	---	---	---	24,636,855	
PLAISBOR	PLAISIO COMPUTERS SA (CR)	---	---	---	---	---	---	---	
PPCBOR	PPC (CR)	---	---	---	---	---	---	6,982,839	
QUALBOR	QUALITY & RELIABILITY SA (CR)	---	---	---	---	---	---	---	

## Stock Lending Notes

[1] - Multilateral contracts Lending or Borrowing as per Methods 8-1, 8-2 and 8-3-3 (According to ATHEX BoD Resolution No.17)

[2] - Bilateral Contracts Lending or Borrowing as per Methods 8-3-1 and 8-3-2 (According to ATHEX BoD Resolution No.20 )

[3] - The information concerning OTC Stock Borrowing Transactions is based on the statements of the Dematerialised Securities System (DSS) operators involved and refers to volumes that have been registered up until the previous working day.

[4] - Average Price (Volume weighted)

[5] - The Data concerning Open Interest before the start of trading session

Lending Products	Underlying Title	Open Interest[5]	Multilateral Transactions[1]				Bilateral Transactions[2]		Stock Borrowing through OTC (volume)[3]
			Volume(Offered)	Average Weighted	Transactions volume	Average Weighted	Transactions Volume	Average Weighte	Transactions Volume
TENERGYBOR	TERNA ENERGY (CR)	---	---	---	---	---	---	19,403	
TITKBOR	TITAN CEMENT (CR)	---	---	---	---	---	---	20,166	
VIQBOR	VIQHALCO SA/NV (CB)	---	---	---	---	---	---	---	

## Stock Lending Notes

[1] - Multilateral contracts Lending or Borrowing as per Methods 8-1, 8-2 and 8-3-3 (According to ATHEX BoD Resolution No.17)

[2] - Bilateral Contracts Lending or Borrowing as per Methods 8-3-1 and 8-3-2 (According to ATHEX BoD Resolution No.20 )

[3] - The information concerning OTC Stock Borrowing Transactions is based on the statements of the Dematerialised Securities System (DSS) operators involved and refers to volumes that have been registered up until the previous working day.

[4] - Average Price (Volume weighted)

[5] - The Data concerning Open Interest before the start of trading session

## Sectors codification for listed companies

12003 -	ETF	10101010	Computer Services
10101015	Software	10102030	Computer Hardware
15101010	Telecommunications Equipment	15102015	Telecommunications Services
20101010	Health Care Facilities	20101025	Health Care Services
20102010	Medical Equipment	20103015	Pharmaceuticals
30101010	Banks	30202000	Diversified Financial Services
30202010	Asset Managers & Custodians	30202015	Investment Services
30302010	Full Line Insurance	30302015	Insurance Brokers
35101010	Real Estate Holding and Development	35101015	Real Estate Services
35102000	Diversified REITs	35102030	Office REITs
40201040	Rental & Leasing Services: Consumer	40202010	Home Construction
40202015	Household Furnishings	40202020	Household Appliance
40203040	Electronic Entertainment	40203045	Toys
40204020	Clothing & Accessories	40301010	Entertainment
40301030	Publishing	40301035	Radio & TV Broadcasters
40401010	Diversified Retailers	40401020	Apparel Retailers
40401025	Home Improvement Retailers	40401030	Specialty Retailers
40501010	Airlines	40501015	Travel & Tourism
40501020	Casinos & Gambling	40501025	Hotels & Motels
45101015	Distillers & Vintners	45101020	Soft Drinks
45102010	Farming Fishing Ranching & Plantations	45102020	Food Products
45103010	Tobacco	45201010	Food Retailers & Wholesalers
45201020	Personal Products	50101010	Construction
50101030	Cement	50101035	Building Materials: Other
50202010	Electrical Components	50203000	Diversified Industrials
50203015	Plastics	50203030	Containers & Packaging
50204000	Machinery: Industrial	50204020	Machinery: Construction & Handling
50205010	Industrial Suppliers	50205020	Back Office Support HR & Consulting
50205030	Forms & Bulk Printing Services	50206015	Commercial Vehicles & Parts
50206030	Marine Transportation	50206060	Transportation Services
55101000	Diversified Materials	55101020	Textile Products
55102000	General Mining	55102010	Iron & Steel
55102015	Metal Fabricating	55102035	Aluminum
60101000	Integrated Oil & Gas	60101020	Oil Refining and Marketing
65101010	Alternative Electricity	65101015	Conventional Electricity
65102030	Water		



**ATHEX**  
Athens Stock Exchange

Λεωφ. Αθηνών 110 104 42 Αθήνα  
110, Athinon Ave. GR 104 42 Athens  
tel. (+30)210-33.66.800, fax (+30)210-33.66.101  
[www.athexgroup.gr](http://www.athexgroup.gr)