

19

**Ημερήσιο Δελτίο  
Συναλλακτικής Δραστηριότητας**

Daily Official List  
of Trading Activity

Tuesday, 18 June, 2019

Year: 140 Trading Day No: 113



**ATHEXGROUP**  
Athens Exchange Group

**Disclaimer:**

Hellenic Exchanges-Athens Stock Exchange S.A endeavours to ensure that the data and other material ("Information") presented on the Daily Official List are accurate and complete, but it is not liable for any errors or omissions of data or /and for the accuracy, credibility, updating and completeness of the aforesaid information nor it has any liability arising directly or indirectly from the use of the above Information.

The Company is not liable for the accuracy of the data included in listed companies' announcements. Only the sender of such an announcement is fully and solely liable for any infringement of third party's rights from the content of such announcement, All contents of the Daily Official List are provided only for information purposes and do not constitute investment advice or solicitation to invest in securities or other products listed for trading on the Exchange.

You acknowledge and agree that the Company is the owner of any property rights related to any Information appearing on the Daily Official List including intellectual property rights copyright, trademarks, etc.

The above data are a property of the Hellenic Exchanges-Athens Exchange and are copyright protected. Users are forbidden to reproduce, modify, copy, sale, transmit or redistribute, by all reproduction means and methods, part or the whole of the above data, without reference to their source.

The commercial exploitation of these data is, also, forbidden by third parties. Hellenic Exchanges-Athens Exchange does not carry any responsibility, direct or indirect, derived from usage or accidental alteration of the above data when used by third parties.

---

**Hellenic Exchanges – Athens Stock Exchange S.A.**

110 Athinon Ave.,10442 Athens, Tel: (210) 33.66.800, Fax: (210) 32.13.938

[www.athexgroup.gr](http://www.athexgroup.gr)

---

**Thessalonica Stock Exchange Center (T.S.E.C)**

16-18 Katouni Str., Thessalonica 546 25 Tel: (2310) 567.667, Fax: (2310) 530.545

---

**Athex Members Guarantee Fund**

14-16 Fidiou Str., Athens 106 78, Tel: (210) 33.04.682, Fax: (210) 33.04.155

---

**Hellenic Republic Capital Market Commission**

1 Kolokotroni Str. & 1 Stadiou Str., Athens 10562 Tel: (210) 33.77.100 Fax: (210) 33.77.173

---

**Table of Contents**

---

**Section 1: Statistical Figures of Securities, Derivatives and Lending**

Summary of Markets

Athex Indices

Analytic Figures for Athex Market's Boards and Categories

Trading Details by Athex Sectors and Financial Instruments (ETFs)

Top 10 best &amp; worst performing Shares

Derivatives Summary

**Section 2: Analytic Figures of Shares Transactions**

Analytic Figures of Shares Transactions

Shares' Notes

**Section 3: Figures of Securities Transactions**

Securities Blocks Details

Shares Rights Details

Stock Borrowing

Securities Forced Sales

Forced Sales Registered Shares

Exchange Traded Funds (ETFs) Characteristics

**Section 5: Bonds traded in Fixed Income Assets Market**

Convertible Corporate Bonds - Regulated Market

Non Convertible Corporate Bonds - Regulated Market

Government Bonds

Treasury Bills &amp; Zero Coupon Government Bonds

Government Bonds Traded with the Open Outcry Method

State Banks Bonds

**Section 6: Additional Infos**

Athex &amp; ATHEXClear Members List

List of Stocks under Market Making operations

**Section 7: Derivatives Market Analytic Figures**

Index Futures

Stock Futures

Index Options

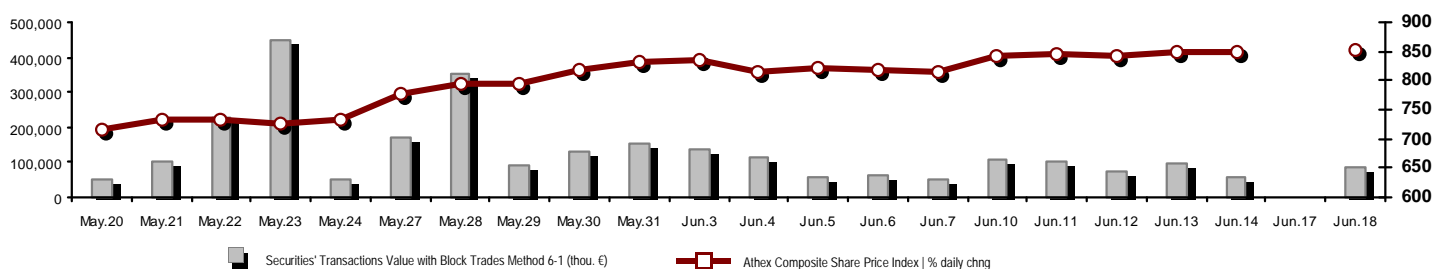
Stock Options

Stock Lending Analytic Figures

**Appendix A: Sectors codification for listed companies**

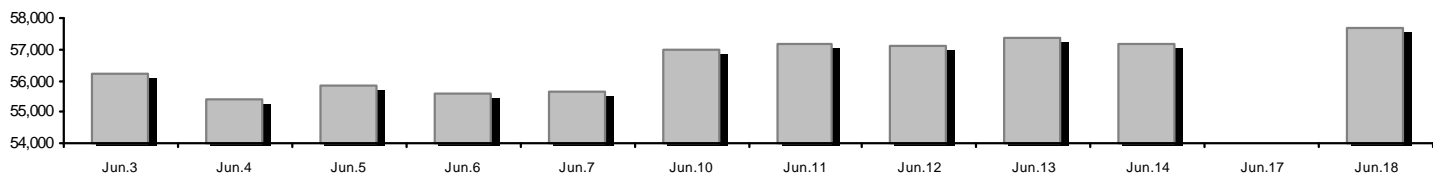
Summary of Markets

Athex Composite Share Price Index vs Shares and Derivatives Transactions Value

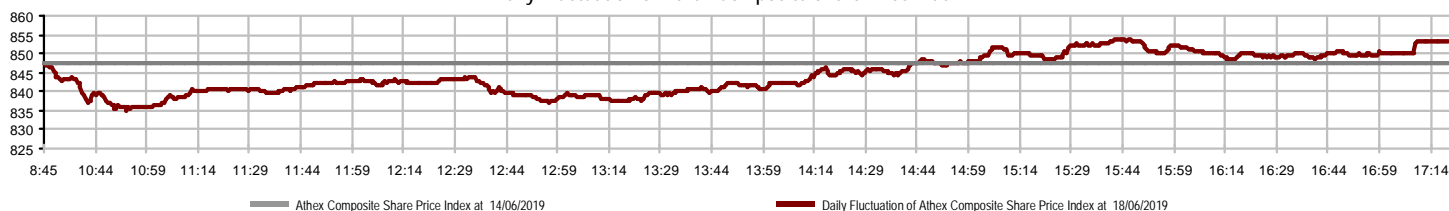


Athex Capitalisation (mill. €) **: 57,658.71	Derivatives Total Open Interest: 468,489
Daily change: mill. €   %: 476.04 0.83%	in Index Futures   % daily chng: 13,746 0.00%
Yearly Avg Capitalisation: mill. €   % chng prev year Avg: 50,739.89 -2.66%	in Stock Futures   % daily chng: 446,200 0.00%
Athex Composite Share Price Index   % daily chng: 853.32 0.70%	in Index Options   % daily chng: 6,949 0.00%
Athex Composite Share Price Index Capitalisation (mill. €): 52,526.49	in Stock Options   % daily chng: 1,594 0.00%
Daily change (mill. €): 474.76	
Securities' Transactions Value with Block Trades Method 6-1 (thou. €): 87,689.74	Derivatives Contracts Volume: 149,342
Daily change: %: 30,953.66 54.56%	Daily change: pieces   %: 51,983 53.39%
YtD Avg Trans. Value: thou. €   % chng prev year Avg: 64,308.09 17.09%	YtD Avg Derivatives Contracts % chng prev year Avg: 44,352 -20.81%
Blocks Transactions Value of Method 6-1 (thou. €): 3,241.66	Derivatives Trades Number: 5,918
Blocks Transactions Value of Method 6-2 & 6-3 (thou. €): 0.00	Daily change: number   %: 2,569 76.71%
Bonds Transactions Value (thou.€): 416.48	YtD Avg Trades number % chng prev year Avg: 2,934 8.20%
Securities' Transactions Volume with Block Trades Method 6-1 (thou. Pieces): 37,201.29	Lending Total Open Interest: 208,500
Daily change: thou. pieces   %: 7,382.80 24.76%	Daily change: pieces   %: -2,000 -0.95%
YtD Avg Volume: % chng prev year Avg: 35,564.47 -4.27%	Lending Volume (Multilateral/Bilateral): 168,779
Blocks Transactions Volume of Method 6-1 (thou. Pieces): 1,878.13	Daily change: pieces   %: 152,090
Blocks Transactions Volume of Method 6-2 & 6-3 (thou. Pieces): 0.00	Multilateral Lending: 6,779
Bonds Transactions Volume: 404,000	Bilateral Lending: 162,000
Securities' Trades Number with Block Trades Method 6-1: 41,586	Lending Trades Number: 12
Daily change: number   %: 11,453 38.01%	Daily change: %: 3
YtD Avg Trades number % chng prev year Avg: 25,600 25.92%	Multilateral Lending Trades Number: 9
Number of Blocks Method 6-1: 5	Bilateral Lending Trades Number: 3
Number of Blocks Method 6-2 & 6-3: 0	
Number of Bonds Transactions: 30	

Athex Capitalisation (mill. €) \*\*



Daily Fluctuation of Athex Composite Share Price Index



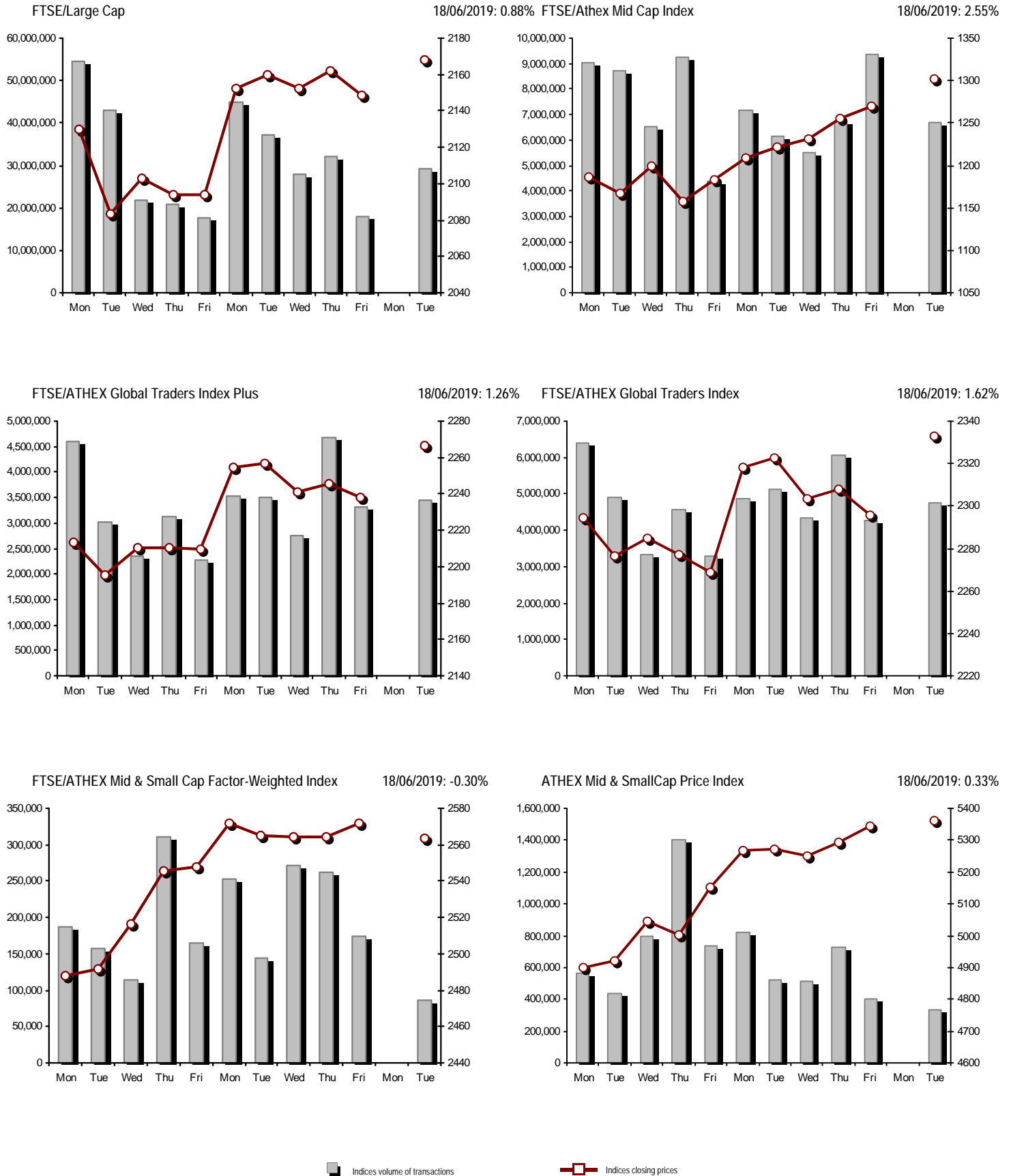
## Athex Indices

Index name	18/06/2019	14/06/2019	pts.	%	Min	Max	Year min	Year max	Year change
Athex Composite Share Price Index	853.32 #	847.36	5.96	0.70%	835.15	853.96	600.12	854.13	39.14% #
FTSE/Athex Large Cap	2,167.70 #	2,148.69	19.01	0.88%	2,121.10	2,172.38	1,580.73	2,174.07	34.77% #
FTSE/Athex Mid Cap Index	1,301.61 #	1,269.21	32.40	2.55%	1,257.65	1,304.21	945.49	1,304.21	33.49% #
FTSE/ATHEX-CSE Banking Index	598.99 €	601.24	-2.25	-0.37%	579.45	601.24	275.15	610.27	80.02% #
FTSE/ATHEX Global Traders Index Plus	2,266.61 #	2,238.35	28.26	1.26%	2,228.37	2,268.59	1,947.04	2,278.12	13.64% #
FTSE/ATHEX Global Traders Index	2,332.92 #	2,295.66	37.26	1.62%	2,280.63	2,334.30	1,866.67	2,334.30	22.95% #
FTSE/ATHEX Mid & Small Cap Factor-Weighted Ind	2,563.79 €	2,571.40	-7.61	-0.30%	2,552.41	2,577.71	2,173.67	2,577.71	15.74% #
ATHEX Mid & SmallCap Price Index	5,361.49 #	5,343.60	17.89	0.33%	5,333.54	5,389.39	3,914.71	5,389.39	35.32% #
FTSE/Athex Market Index	538.02 #	533.13	4.89	0.92%	526.42	539.13	392.32	539.13	34.78% #
FTSE Med Index	4,445.30 #	4,440.25	5.05	0.11%			3,966.78	4,622.42	12.12% #
Athex Composite Index Total Return Index	1,358.28 #	1,348.79	9.49	0.70%	1,329.36	1,359.30	952.47	1,359.57	39.54% #
FTSE/Athex Large Cap Total Return	3,094.79 #	3,067.65	27.14	0.88%			2,321.35	3,094.79	32.25% #
FTSE/ATHEX Large Cap Net Total Return	951.75 #	943.41	8.34	0.88%	931.29	953.81	692.89	954.55	35.00% #
FTSE/Athex Mid Cap Total Return	1,576.62 #	1,537.37	39.25	2.55%			1,180.35	1,576.62	31.01% #
FTSE/ATHEX-CSE Banking Total Return Index	523.53 €	525.50	-1.97	-0.37%			265.40	527.69	67.01% #
Hellenic Mid & Small Cap Index	1,154.23 #	1,143.29	10.94	0.96%	1,132.00	1,154.23	884.70	1,154.23	27.31% #
FTSE/Athex Banks	791.42 €	794.39	-2.97	-0.37%	765.59	794.39	363.54	806.31	80.02% #
FTSE/Athex Financial Services	1,059.60 #	1,056.13	3.47	0.33%	1,034.47	1,064.45	744.92	1,071.39	35.80% #
FTSE/Athex Industrial Goods & Services	2,653.28 €	2,657.40	-4.12	-0.16%	2,614.37	2,664.53	1,884.26	2,718.51	38.95% #
FTSE/Athex Retail	69.98 #	67.77	2.21	3.26%	67.28	69.98	58.44	72.19	16.81% #
FTSE/ATHEX Real Estate	5,126.84 #	5,064.41	62.43	1.23%	4,955.77	5,145.49	2,928.70	5,189.15	69.76% #
FTSE/Athex Personal & Household Goods	8,619.03 #	8,289.06	329.97	3.98%	8,214.20	8,641.94	6,649.54	8,779.78	25.31% #
FTSE/Athex Food & Beverage	12,315.63 #	12,192.83	122.80	1.01%	12,151.20	12,414.79	10,000.70	12,497.46	21.81% #
FTSE/Athex Basic Resources	4,551.55 €	4,652.21	-100.66	-2.16%	4,506.19	4,652.21	3,146.82	4,721.69	38.73% #
FTSE/Athex Construction & Materials	2,609.37 #	2,601.84	7.53	0.29%	2,578.17	2,643.35	2,437.75	2,788.56	1.05% #
FTSE/Athex Oil & Gas	5,510.10 #	5,356.55	153.55	2.87%	5,315.49	5,510.10	4,612.01	5,510.10	13.37% #
FTSE/Athex Chemicals	9,448.56 #	9,405.41	43.15	0.46%	9,060.26	9,448.56	7,722.79	11,217.47	15.57% #
FTSE/Athex Travel & Leisure	1,694.90 #	1,673.16	21.74	1.30%	1,664.22	1,707.22	1,309.57	1,707.22	28.10% #
FTSE/Athex Technology	944.30 #	937.31	6.99	0.75%	933.50	949.68	692.80	960.92	33.15% #
FTSE/Athex Telecommunications	3,493.01 #	3,454.48	38.53	1.12%	3,432.45	3,495.76	2,614.94	3,495.76	33.30% #
FTSE/Athex Utilities	2,454.50 #	2,446.27	8.23	0.34%	2,402.36	2,464.50	1,729.19	2,464.78	39.54% #
Athex All Share Index	203.35 #	201.66	1.68	0.84%	203.35	203.35	157.01	203.35	28.68% #
Hellenic Corporate Bond Index	118.32 #	118.30	0.02	0.02%			116.31	118.96	1.70% #
Hellenic Corporate Bond Price Index	95.82 #	95.81	0.01	0.01%			95.04	96.93	0.03% #

Note 1: FTSE/Med 100, Hellenic Corporate Bond Price Index and Hellenic Corporate Bond Index closing prices refer to the previous trading day of 13/06/2019.

Note 2: The Hellenic Mid & Small Cap Index is a Customized index calculated by the Athens Exchange.

Athex Indices



## Analytic Figures for Athex Market's Boards and Categories

	Total Traded Securities	Main Market	Surveillance	Exchange Traded Funds (ETFs)
Totals	141	117	23	1
Gain / Lose / Same:	56 / 50 / 35	49 / 45 / 23	6 / 5 / 12	1 / 0 / 0
Athex Capitalisation (mill. €) **	57,658.71	57,421.39	237.33	
Daily Average Trans/ons Value(thou.€)	64,308.09	64,340.88	28.36	14.32
Transactions Value	87,689.74	87,487.49	40.79	161.46
Main Board:	84,427.94	84,225.69	40.79	161.46
Blocks Board 6_2_3:	3,241.66	3,241.66	0.00	0.00
Forced Sales Board:	20.14	20.14	0.00	0.00
Special Terms Board:	0.00	0.00	0.00	0.00
Daily Average Transactions Volume	35,564,473	35,317,800	280,045	701
Transactions Volume	37,201,293	36,775,171	418,626	7,496
Main Board:	35,315,763	34,889,641	418,626	7,496
Blocks Board 6_2_3:	1,878,130	1,878,130	0	0
Forced Sales Board:	7,400	7,400	0	0
Special Terms Board:	0	0	0	0
Daily Average Number of Trades	25,600	25,470	129	2
Number of Trades	41,586	41,330	246	10
Main Board:	41,577	41,321	246	10
Blocks Board 6_2_3:	5	5	0	0
Forced Sales Board:	4	4	0	0
Special Terms Board:	0	0	0	0

## Trading Details by Athex Sectors and Financial Instruments (ETFs)

Code	Sectors	Gain / Lose / Same	Number of Trades	Transactions Volume	Transactions Value	% of Total Trans. Value
8300	- Banks	2 / 3 / 1	20,455	25,940,664	40,573,422.59	46.27%
1700	- Basic Resources	1 / 3 / 2	246	84,394	148,366.41	0.17%
1300	- Chemicals	1 / 1 / 1	131	26,099	57,158.13	0.07%
2300	- Construction & Materials	7 / 6 / 6	2,526	922,721	4,647,389.87	5.30%
12000	- Financial Instruments	1 / 0 / 0	10	7,496	161,461.46	0.18%
8700	- Financial Services	2 / 1 / 1	1,022	2,986,443	1,189,536.19	1.36%
3500	- Food & Beverage	5 / 5 / 1	554	315,620	2,520,152.93	2.87%
4500	- Health Care	2 / 0 / 1	79	77,003	113,290.60	0.13%
2700	- Industrial Goods & Services	4 / 7 / 6	2,617	1,042,402	4,910,639.39	5.60%
8500	- Insurance	1 / 0 / 0	25	6,073	24,276.91	0.03%
5500	- Media	1 / 0 / 2	5	3,121	516.94	0.00%
500	- Oil & Gas	2 / 0 / 0	1,753	291,599	4,947,587.30	5.64%
3700	- Personal & Household Goods	7 / 7 / 4	2,702	716,712	5,704,790.17	6.51%
8600	- Real Estate	3 / 3 / 4	1,007	188,955	1,244,734.52	1.42%
5300	- Retail	2 / 1 / 2	89	22,946	38,269.64	0.04%
9500	- Technology	5 / 8 / 0	1,020	488,103	545,528.16	0.62%
6500	- Telecommunications	1 / 0 / 0	1,628	603,749	7,598,354.11	8.67%
5700	- Travel & Leisure	6 / 3 / 3	3,281	2,484,030	10,286,479.87	11.73%
7500	- Utilities	3 / 2 / 1	2,436	993,163	2,977,784.55	3.40%

## Top 10 best &amp; worst performing Shares

## Main Market

With positive Price change	Closing price	change	With negative Price change	Closing price	change
KIRIAKOULIS SHIPPING SA (CR)	1.7	19.72% #	QUALITY & RELIABILITY SA (CR)	0.207	-4.17% ☒
ATTICA BANK S.A. (CR)	0.503	15.37% #	KLOUKINAS - LAPPAS SA (CR)	0.922	-1.92% ☒
BYTE COMPUTER SA (CR)	1.33	13.67% #	PROFILE SA (CR)	3.34	-1.77% ☒
INTRALOT (CR)	0.441	10.25% #	TERNA ENERGY (CR)	6.9	-1.29% ☒
ELGEKA SA (CR)	0.222	8.82% #	KEKROPS SA (CR)	2.745	-1.26% ☒
JUMBO SA (CR)	16.26	5.11% #	AEGEAN AIRLINES (CR)	8.09	-1.10% ☒
INTRACOM HOLDINGS (CR)	0.9	4.65% #	P.P.A. S.A. (CR)	22.65	-1.09% ☒
ATHENS MEDICAL CENTER SA (CR)	1.775	4.11% #	S.KANAKIS SA (CR)	4.36	-0.91% ☒
MOTOR OIL (CR)	23.34	3.73% #	INFORM P. LYKOS SA (CR)	0.9	-0.88% ☒
INTRACOM CONSTR. (CR)	1.25	3.31% #	EUROBANK ERGASIAS (CR)	0.842	-0.71% ☒
With the highest Transactions Value	Value (thou. €)	change	With the highest Transactions Volume	Volume	change
PIRAEUS BANK (CR)	12,233.82	-0.25% ☒	EUROBANK ERGASIAS (CR)	10,460,148	-0.71% ☒
ALPHA BANK (CR)	10,252.85	-0.60% ☒	ALPHA BANK (CR)	6,240,441	-0.60% ☒
EUROBANK ERGASIAS (CR)	8,694.67	-0.71% ☒	PIRAEUS BANK (CR)	3,907,157	-0.25% ☒
NATIONAL BANK (CR)	8,418.58	0.00% -	NATIONAL BANK (CR)	3,445,042	0.00% -
OPAP (CR)	7,938.52	1.32% #	MARFIN INVESTMENT GROUP (CR)	2,805,377	0.00% -
OTE (CR)	7,598.35	1.12% #	ATTICA BANK S.A. (CR)	1,880,892	15.37% #
JUMBO SA (CR)	4,492.79	5.11% #	INTRALOT (CR)	1,275,890	10.25% #
MOTOR OIL (CR)	3,872.30	3.73% #	OPAP (CR)	799,211	1.32% #
MYTILINEOS HOLDINGS (CR)	3,181.05	0.05% #	PPC (CR)	620,043	0.00% -
TITAN CEMENT (CR)	3,169.79	-0.23% ☒	OTE (CR)	603,749	1.12% #

Note: Stocks that are not included in the "Low Dispersion" and "Under Supervision" categories, and the transactions value is more than 10,000 €.



## Derivatives Summary

	Number of Trades	Volume	Open Interest
<b>Index Futures</b>	<b>765</b>	<b>14,148</b>	<b>13,746</b>
FTSE/Athex Large Cap	765	14,148	13,746
<b>Stock Futures</b>	<b>5,093</b>	<b>134,473</b>	<b>446,200</b>
ADMIE (IPTO) HOLDING S.A. (CR)	108	1,205	7,802
ALPHA BANK (CR)	710	33,857	86,901
ATTICA BANK S.A. (CR)	110	5,792	10,683
CC HBC AG (CR)	18	35	365
CENERGY HOLDINGS (CB)	138	3,261	8,286
ELLAKTOR (CR)	99	2,612	8,246
EUROBANK ERGASIAS (CR)	323	15,256	50,729
EYDAP S.A. (CR)	16	55	402
FOURLIS (CR)	14	59	329
GEK TERNA (CR)	183	1,170	8,680
HELLENIC EXCHANGES-A.S.E. (CR)	100	4,000	3,949
HELLENIC PETROLEUM (CR)	76	1,163	2,612
INTRACOM HOLDINGS (CR)	44	1,564	3,598
INTRALOT (CR)	164	2,109	4,074
JUMBO SA (CR)	88	356	623
LAMDA DEVELOPMENT SA (CR)	214	1,220	2,672
MARFIN INVESTMENT GROUP (CR)	175	19,239	87,003
MOTOR OIL (CR)	31	83	313
MYTILINEOS HOLDINGS (CR)	241	3,007	10,956
NATIONAL BANK (CR)	610	15,662	68,661
OPAP (CR)	142	1,366	5,578
OTE (CR)	46	2,628	3,122
P.P.A. S.A. (CR)	14	247	721
PIRAEUS BANK (CR)	758	10,646	38,123
PPC (CR)	335	4,028	19,424
TERNA ENERGY (CR)	84	363	4,366
TITAN CEMENT (CR)	72	493	1,378
VIOHALCO SA/NV (CB)	180	2,997	6,604
<b>Index Options</b>	<b>39</b>	<b>366</b>	<b>6,949</b>
FTSE/Athex Large Cap	39	366	6,949
<b>Stock Options</b>	<b>21</b>	<b>355</b>	<b>1,594</b>
ALPHA BANK (CR)	5	60	141
NATIONAL BANK (CR)	4	100	505
OPAP (CR)	1	20	117
OTE (CR)	0	0	323
PIRAEUS BANK (CR)	3	60	173
PPC (CR)	8	115	335
<b>Total Derivatives Traded</b>	<b>5,918</b>	<b>149,342</b>	<b>468,489</b>









Number of Outstanding Securities	Nominal Value	Dividends [1]			Date of Last Coupon		Note	Shares	Closing price	% change	Previous closing price/date	Open price	Price min	Price max	Last price	Avg price	Last Bid [7]	Last Ask [7]	P/E after	Year	Volume	Trades	Transactions Value[8]	Company Mkt Value (thou. €)	Year low	Year high	Sector[4]	
		2016	2017	2018	Dividend [2]	Right																						
3,961,300	1.28	---	---	---	29/06/2004	03/08/2000	5080	DUROS SA (CR)	0.2	---	0.2	14/06/2019	0.16	0.16	0.16	0.16	0.16	790@0.160	---	2018	10	1	1.60	792.26	0.151	0.236	3763	
7,085,888	1.59	---	---	---	02/07/1996	06/09/2010	4690	ELVIEMEK (CR)	3.24	---	3.24	14/06/2019	2.6	2.6	2.6	2.6	84@2.60	50@3.28	---	---	43	2	111.80	22,958.28	2.6	4.7	8633	
51,754,364	0.300	---	---	---	23/12/2003	24/01/2007	5197	SELECTED TEXT. IND. ASSOC (CR)	0.2	-0.99	0.202	14/06/2019	0.2	0.2	0.2	0.2	0.2	1516@0.200	2500@0.202	---	---	4,702	15	940.40	10,350.87	0.0875	0.22	3763
11,125,110	0.300	---	---	---	02/06/2010	06/11/2017	5178	EUROCONSULTANTS S.A. (CR)	0.159	-12.16	0.181	14/06/2019	0.145	0.145	0.161	0.159	0.159	2500@0.156	3000@0.180	---	---	5,103	10	811.54	1,768.89	0.105	0.198	2791
7,125,216	0.650	---	---	---	01/07/2005	14/12/1999	4955	KRE.KA SA (CR)	0.034	---	0.034	14/06/2019	---	---	---	---	---	18000@0.041	---	2018	---	---	---	242.26	0.0275	0.0405	3573	
7,734,375	1.00	---	---	---	09/07/2007	07/01/2011	5112	LIVANIS SA (CR)	0.057	---	0.057	14/06/2019	0.057	0.057	0.057	0.057	0.057	---	1000@0.057	---	---	1,100	1	62.70	440.86	0.032	0.068	5557
15,842,391	1.51	---	---	---	15/07/2009	12/05/2000	5141	BITROS HOLDING SA (CR)	0.125	---	0.125	14/06/2019	0.125	0.125	0.125	0.125	0.125	600@0.100	9637@0.125	---	---	504	4	63.00	1,980.30	0.084	0.145	1757
119,596,817	0.300	---	---	---	15/07/2008	27/04/2017	5190	NIKAS SA (CR)	0.402	---	0.402	14/06/2019	---	---	---	---	---	---	---	---	---	---	---	48,077.92	0.32	0.444	3577	
24,319,250	0.300	---	---	---	09/07/2002	04/07/2007	5165	PROODEFTIKH SA (CR)	0.15	---	0.15	14/06/2019	0.15	0.15	0.15	0.15	0.15	1000@0.121	2199@0.150	---	---	500	2	75.00	3,647.89	0.09	0.22	2357
245,497,164	0.300	---	---	---	01/07/2008	30/07/2012	5207	SELONDA AQUACULTURE SA (CR)	0.0525	2.94	0.051	14/06/2019	0.0525	0.052	0.0525	0.0525	0.0525	54800@0.052	17610@0.053	---	---	11,200	6	585.90	12,888.60	0.0310	0.0776	3573
10,186,667	1.35	---	---	---	24/06/2008	02/02/2016	4887	SIDMA SA (CR)	0.33	---	0.33	14/06/2019	0.39	0.39	0.39	0.39	0.39	310@0.332	500@0.380	---	---	252	3	98.28	3,361.60	0.204	0.412	1757
23,743,440	0.300	---	---	---	23/06/2008	24/07/2018	5200	SFAKIANAKIS SA (CR)	0.33	---	0.33	14/06/2019	0.33	0.33	0.33	0.33	0.33	18@0.332	1821@0.338	---	---	366	7	120.78	7,835.34	0.236	0.384	5379
766,000	1.00	---	---	---	01/07/2004	11/12/2012	5193	TRIA ALFA SA (CR)	2.8	---	2.8	14/06/2019	---	---	---	---	---	---	326@2.76	85.78	2018	---	---	---	2,443.70	2.5	3.18	3763
245,000	1.00	---	---	---	19/07/2010	11/12/2012	5194	TRIA ALFA SA (PR)	1.22	---	1.22	14/06/2019	1.22	1.22	1.22	1.22	1.22	---	360@1.46	37.38	2018	526	6	641.72	2,443.70	0.535	1.27	3763

## Suspension Status

20,255,805	0.300	---	---	---	22/08/2006	02/08/2010	5136	AXON HOLDING SA (CR)	0.058	---	0.058	28/04/2017	---	---	---	---	---	---	---	---	---	---	---	1,174.84	0.058	0.058	4533
21,820,410	0.800	---	---	---	22/05/2008	02/08/2011	5174	EUROMEDICA SA (CR)	0.448	---	0.448	30/04/2018	---	---	---	---	---	---	---	---	---	---	---	9,775.54	0.448	0.448	4533
66,948,210	0.300	---	---	---	22/09/2015	22/09/2015	5179	FOLLI FOLLIE (CR)	4.8	---	4.8	24/05/2018	---	---	---	---	---	---	---	---	---	---	---	321,351.41	4.8	4.8	5379
22,996,875	1.25	---	---	---	24/06/2011	02/02/2016	5201	NEXANS HELLAS SA (CR)	1.6	---	1.6	01/04/2019	---	---	---	---	---	---	---	---	---	---	---	36,795.00	1.52	1.69	2733
14,870,100	0.300	---	---	---	15/05/2008	26/09/2011	5130	ALPHA GRISSIN S.A. (CR)	0.014	---	0.014	13/04/2017	---	---	---	---	---	---	---	---	---	---	---	208.18	0.014	0.014	9533
33,930,000	0.300	---	---	---	03/07/2006	30/05/2001	4865	BABIS VOVOS SA (CR)	0.304	---	0.304	30/03/2012	---	---	---	---	---	---	---	---	---	---	---	10,314.72	0.304	0.304	8633
77,126,446	0.340	---	---	---	23/05/2005	18/08/2011	5206	G.E. DIMITRIOU (CR)	0.0125	---	0.013	30/04/2019	---	---	---	---	---	---	---	---	---	---	---	964.08	0.01	0.028	3722
6,000,000	0.600	---	---	---	13/06/2008	08/04/2004	5172	EUROBROKERS S.A. (CR)	0.008	---	0.008	27/04/2018	---	---	---	---	---	---	---	---	---	---	---	48.00	0.008	0.008	8534
24,619,524	0.500	---	---	---	10/10/1986	30/12/2002	4914	KERAMIA-ALLATINI (CR)	0.088	---	0.088	30/08/2012	---	---	---	---	---	---	---	---	---	---	---	2,166.52	0.088	0.088	8633
31,543,600	0.420	---	---	---	19/07/2010	19/12/2018	5205	KRETA FARM SA (CR)	1.085	---	1.085	30/04/2019	---	---	---	---	---	---	---	---	---	---	---	34,224.81	0.6	1.22	3577
25,179,640	0.600	---	---	---	08/08/1994	19/09/2000	5191	J.BOUTARIS & SON HOLD. SA (CB)	0.026	---	0.026	01/10/2018	---	---	---	---	---	---	---	---	---	---	---	742.45	0.026	0.026	3535
1,540,000	0.600	---	---	---	08/08/1994	19/09/2000	5192	J.BOUTARIS & SON HOLD. (PB)	0.057	---	0.057	01/10/2018	---	---	---	---	---	---	---	---	---	---	---	742.45	0.057	0.057	3535
23,935,280	0.300	---	---	---	29/06/2009	13/06/2000	5153	NAYTEMPORIKI PUBLISHING SA(CR)	0.107	---	0.107	02/10/2017	---	---	---	---	---	---	---	---	---	---	---	2,561.07	0.107	0.107	5557
255,459,600	0.300	---	---	---	26/06/2000	03/12/2010	5101	NEL SA (CR)	0.07	---	0.07	31/08/2015	---	---	---	---	---	---	---	---	---	---	---	17,882.17	0.07	0.07	5759
23,463,874	0.800	---	---	---	23/05/2003	21/12/1999	4918	NEORION SA (CR)	0.125	---	0.125	30/08/2012	---	---	---	---	---	---	---	---	---	---	---	2,932.98	0.125	0.125	2753
18,750,000	0.300	---	---	---	02/07/2001	31/12/2012	5154	PEGASUS PUBLISHING S.A. (CR)	0.089	---	0.089	02/10/2017	---	---	---	---	---	---	---	---	---	---	---	1,668.75	0.089	0.089	5557
100,793,572	0.300	---	---	---	16/07/2009	11/02/2016	5110	TELETIPOS SA (CR)	0.06	---	0.06	07/03/2016	---	---	---	---	---	---	---	---	---	---	---	6,047.61	0.06	0.06	5553
4,034,950	0.680	---	---	---	01/07/2005	30/12/2010	5171	CHATZIKRANIOTIS & SONS SA (CR)	0.14	---	0.14	27/04/2018	---	---	---	---	---	---	---	---	---	---	---	564.89	0.14	0.14	3577

Shares' Notes

Code	Note text
( )	- Adjusted dividends.
*	- Last adjusted closing price.
[1]	- Net dividends.
[2]	- The "Date of Last Coupon" for New listings refers to the date company's stocks started to trade in Athex
[3]	- The Company Market Value is referred to the number of outstanding shares
[4]	- Sectors codification can be found in Appendix A
[5]	- The Market Value refers to the total number of shares listed (including their several classes) in the exchange by the company.
[6]	- P/E greater than 100
[7]	- Last view of the Order Book before the end of the trading session
[8]	- All Blocks Methods' Transactions Value are included.
4690	- Transfer to Surveillance category as of 4/4/2006.
4750	- Transfer to the Under Surveillance Category from 8/4/2011.
4865	- Suspension of trading as of 2/4/2012.
4887	- Transfer to the Surveillance Category as of 10/4/2012.
4912	- Transfer to the Surveillance Category as of 31/7/2012.
4914	- Suspension of trading as of 31/8/2012.
4918	- Suspension of trading as of 31/8/2012.
4955	- Transfer to the Surveillance Category as from 5/4/2013.
4956	- Transfer to the Surveillance Category as from 5/4/2013.
4957	- Transfer to the Surveillance Category as from 5/4/2013.
4958	- Transfer to the Surveillance Category as from 5/4/2013.
4959	- Transfer to the Surveillance Category as from 5/4/2013.
4983	- Transfer to the Surveillance Category as of 5/4/2013.
5080	- Transfer to the Surveillance Category as of 06/09/2011.
5093	- Transfer to the Surveillance Category as of 8/4/2015.
5095	- Transfer to the Surveillance Category as from 5/4/2013.
5101	- Suspension of trading as of 1/9/2015.
5110	- Suspension of trading as of 08/03/2016.
5112	- Transfer to the Surveillance Category as of 15/04/2016.
5115	- Transfer to the Surveillance Category as of 15/04/2016.
5123	- Transfer to the Surveillance Category as of 10/04/2014
5130	- Suspension of trading as of 18/04/2017.
5136	- Suspension of trading as of 02/05/2017.
5141	- Transfer to the Surveillance Category as of 10/05/2017.
5153	- Suspension of trading as of 03/10/2017.
5154	- Suspension of trading as of 03/10/2017.
5156	- Transfer to the Surveillance Category as of 11/12/2017.
5160	- Transfer to the Surveillance Category as of 15/04/2016.
5161	- Transfer to the Surveillance Category as of 25/11/2011.
5162	- Transfer to the Under Supervision Category as of 21/12/2009.
5165	- Transfer to the Surveillance Category as of 15/02/2018.
5171	- Suspension of trading as of 30/04/2018.
5172	- Suspension of trading as of 30/04/2018.
5174	- Suspension of trading as of 02/05/2018.
5178	- Transfer to the Surveillance Category as of 11/05/2018.
5179	- Suspension of trading as of 25/05/2018.
5190	- Transfer to the Surveillance Category as of 10/04/2012.
5191	- Suspension of trading as of 02/10/2018.
5192	- Suspension of trading as of 02/10/2018.
5193	- Transfer to the Surveillance Category as of 25/10/2018.
5194	- Transfer to the Surveillance Category as of 25/10/2018.
5195	- Transfer to the Surveillance Category as of 27/06/2008.

---

## Shares' Notes

---

Code	Note text
5196	- Transfer to the Under Surveillance Category from 08/04/2011.
5197	- Transfer to the Surveillance Category as of 07/11/2018.
5200	- Transfer to the Surveillance Category as of 10/04/2012.
5201	- Suspension of trading as of 02/04/2019.
5205	- Suspension of trading as of 02/05/2019.
5206	- Suspension of trading as of 02/05/2019.
5207	- Transfer to the Surveillance Category as from 13/05/2019.



## Securities Blocks Details

Securities	Block Volume	Price	Block Trade Value	Time of approval	Note
TITAN CEMENT (CR)	46,000	17.00	782,000.00	15:01:27	20
EUROBANK ERGASIAS (CR)	632,012	0.833	526,402.79	17:10:34	20
MYTILINEOS HOLDINGS (CR)	79,118	10.00	791,180.00	17:12:19	20
EUROBANK ERGASIAS (CR)	1,000,000	0.842	842,000.00	17:13:59	20
NATIONAL BANK (CR)	121,000	2.48	300,080.00	17:15:08	20

## Blocks Notes

9 - Method 6-1 / Special Fees

10 - Method 6-1 / Special Fees, SDS

14 - Method 6-3 / Settlement, Incomplete Buy and Sell

18 - Method 6-2 / SPOT 1

19 - Method 6-2 / SPOT 2

20 - Method 6-1 and Method 6-1 Same Day Settlement

21 - Other Pre-agreed

**Shares Rights Details**

Occured date	Exercise from	Exercise until	Trading until	Rights	Price min	Price max	Closing price	Last Bid	Last Ask	Volume	Trades	Transactions Value
--------------	---------------	----------------	---------------	--------	-----------	-----------	---------------	----------	----------	--------	--------	--------------------

No Rights Transactions.

**Securities Forced Sales**

Securities	Category of Security	Transaction s Volume	Number of Trades	Transactions Value	Note
KEKROPS SA (CR)	Stocks	7,400	4	20,138.00	1

**Forced Sales Notes**

- 1 - Normal Forced Sale.
- 2 - Forced Sales of Fixed Registered Shares.
- 3 - Forced Sales of Remaining Stock Fractions.

**Forced Sales Registered Shares**

Securities	Start Date	End Date	Initial Volume	Remaining Volume	Date	Avg price (day)	Avg price (period)	Number of Trades	Transactions Volume	Transactions Value
------------	------------	----------	----------------	------------------	------	-----------------	--------------------	------------------	---------------------	--------------------

No Fixed Registered Shares Forced Sales.

**Forced Sales Notes**

According to Decision 1/380/04.05.2008 of the Hellenic Republic Capital Market Commission, the certificated registered shares that have not been deposited to the issuer for dematerialisation, will be auctioned in the Athens Exchange by the supervising issuer. Forced sales procedure is held according to Article 99A of the Athens Exchange Rulebook. The average price of the period is calculated by dividing the Total transactions value by the Total volume and includes all the transactions made until the current date.

## Exchange Traded Funds (ETFs) Characteristics

	Transactions Date (T)	Creation / Redemption	Units (T-1)	New Units (T-1)	Redemption Units (T-1)	Units (T) [1]	Fund Assets [2]	Net Unit Price	Dividend per	Dividend Date
ALPHA ETF FTSE Athex Large Cap	18/06/2019	5,000	642,382	---	---	642,382	13,764,060.00	21.4266	0.43	30/06/2018

## ETFs Notes

[1] - Units (T) = Units (T-1) + New Units (T-1) - Redemption Units (T-1)

[2] - The Creation / Redemption Units of T-1 are included.

## Convertible Corporate Bonds - Regulated Market

Num Listed Bonds	Nominal price	Issue price	Today's Rate	Exp. Date	Duration (years)	Note	Coupon		Trading	Corporate Bonds	Price min	Price max	Closing price	Previous closing price/date	Volume	Transactions Value	Last order			ear min	Year max
							Common	Preferred									Price	Buy / Sell	Date		
171,268,704	0.30	0.30	1.00	11/10/2025	9	---	11	---	1	FORTHNET S.A. (Convertible)	---	---	---	---	---	---	1.0000	B	11/04/2019	100.0000	100.0000

## Corporate Bonds Notes

Transactions Volume = (Pieces) \* (Nominal Price). Transactions Value = (Pieces) \* (Nominal Price) \* (price %) + (Accrued interest).

The price of a Bond is stated as a percentage (%) of Bond's Nominal Price.

Nominal Price in Euros (€), except if it is noted differently.

## Non Convertible Corporate Bonds - Regulated Market

Num Listed Bonds	Nominal price	Issue price	Today's Rate	Exp. Date	Duration (years)	Note	Coupon		Trading	Corporate Bonds	Accrued Int.	Yield.T.Mat	Price min	Price max	Closing price	Previous closing price/date	Volume	Transactions Value	Last order			ear min	Year max	
							Common	Preferred											Price	Buy / Sell	Date			
200,000	1,000.00	1,000.00	3.60	12/03/2026	7	---	1	---	1	AEGEAN AIRLINES S.A. (Non Convertible)	10.0000	2.9400	103.5000	103.8000	103.5902	103.6000	14/06/2019	88,000	92,039.40	103.6000	B	18/06/2019	100.3628	103.8500
300,000	1,000.00	1,000.00	3.10	27/06/2022	5	---	4	---	1	MYTILINEOS HOLDINGS S.A. (Non Convertible)	15.0694	2.3870	101.6100	101.8000	101.6140	101.6100	14/06/2019	94,000	96,933.73	101.8000	B	18/06/2019	100.5818	103.4000
40,000,000	1.00	1.00	5.00	04/10/2021	5	---	11	---	1	HOUSEMARKET S.A. (Non Convertible)	0.0107	2.4050	---	---	---	105.0000	13/06/2019	---	---	105.0000	B	18/06/2019	101.9500	105.5000
50,000	1,000.00	1,000.00	4.35	20/06/2022	5	---	4	---	1	SYSTEMS SUNLIGHT S.A. (Non Convertible)	---	2.9650	102.7000	103.5000	103.1444	103.5000	13/06/2019	18,000	18,566.00	102.7500	B	18/06/2019	99.4118	104.5000
200,000	1,000.00	1,000.00	3.50	21/03/2022	5	---	5	---	1	O.P.A.P. S.A. (Non Convertible)	8.8472	2.5500	101.8000	102.0400	101.9495	102.0600	14/06/2019	133,000	136,769.58	101.8500	B	18/06/2019	101.6500	103.5200
60,000	1,000.00	1,000.00	3.85	21/07/2022	5	---	4	---	1	TERNA ENERGY FINANCE S.A. (Non Convertible)	16.0417	3.1910	---	---	---	101.2000	14/06/2019	---	---	101.2000	B	18/06/2019	100.5200	104.5500
25,000	1,000.00	1,000.00	4.95	26/06/2023	5	---	2	---	1	B&F COMM. & GARM. INDUS. S.A. (Non Convertible)	24.0625	5.7580	95.2000	97.0000	96.3977	95.1350	14/06/2019	27,000	26,677.07	95.3000	B	18/06/2019	93.0000	98.5000
90,000	1,000.00	1,000.00	3.00	11/05/2023	5	---	3	---	1	CORAL A.E. (Non Convertible)	3.1667	2.2500	101.2000	102.6500	102.4478	103.7990	13/06/2019	18,000	18,497.60	102.5100	B	18/06/2019	100.2726	103.8000
120,000	1,000.00	1,000.00	3.95	04/04/2025	7	---	3	---	1	GEK TERNA S.A. (Non Convertible)	8.4486	3.1900	103.0000	103.0000	103.0000	103.0600	13/06/2019	26,000	26,999.66	103.0000	B	18/06/2019	99.0000	103.5000

## Corporate Bonds Notes

Transactions Volume = (Pieces) \* (Nominal Price). Transactions Value = (Pieces) \* (Nominal Price) \* (price %) + (Accrued interest).

The price of a Bond is stated as a percentage (%) of Bond's Nominal Price.

Nominal Price in Euros (€), except if it is noted differently.

## Government Bonds

Number Listed Bonds	Nominal price	Today's Rate	Accrued Interest Calc	Exp. Date [1]	Duration (years)	Note	Coupons Date	Curr. coupon value	Trading Unit	Government Bonds	Price min	Price max	Closing price	Previous closing price/date	Volume	Transactions Value	Price	Last order Buy / Sell	Date
3,000,000	1,000.00	4.38	Actual/Actual	01/08/2022	5	---	01/08	4.38	1	GGB-FXD-010822-05Y-4.375-1.000	---	---	---	---	---	---	1.0000	B	28/11/2018
2,500,000	1,000.00	3.45	Actual/Actual	02/04/2024	5	---	02/04	3.45	1	GGB-FXD-020424-05Y-3.450-1.000	---	---	---	---	---	---	---	---	---
4,355,990,324	1.00	3.50	Actual/Actual	30/01/2023	5	---	01/02 - 31/01	3.50	1	GGB-FXD-300123-05Y-3.500-1.000	---	---	---	94.5720 13/07/2018	---	---	1.0000	B	28/11/2018
5,962,747,327	1.00	3.75	Actual/Actual	30/01/2028	10	---	/02 - 01/02 - 31/	3.75	1	GGB-FXD-300128-10Y-3.750-1.000	---	---	---	85.4610 13/07/2018	---	---	1.0000	B	28/11/2018
6,091,218,404	1.00	3.90	Actual/Actual	30/01/2033	15	---	/02 - 01/02 - 31/	3.90	1	GGB-FXD-300133-15Y-3.900-1.000	---	---	---	78.6730 13/07/2018	---	---	1.0000	B	28/11/2018
4,805,399,486	1.00	4.00	Actual/Actual	30/01/2037	19	---	/02 - 01/02 - 31/	4.00	1	GGB-FXD-300137-19Y-4.000-1.000	---	---	---	77.0370 13/07/2018	---	---	1.0000	B	28/11/2018
4,603,713,186	1.00	4.20	Actual/Actual	30/01/2042	24	---	/02 - 01/02 - 31/	4.20	1	GGB-FXD-300142-24Y-4.200-1.000	---	---	---	77.7640 13/07/2018	---	---	1.0000	B	28/11/2018
550,418,123	1.00	3.00	Actual/Actual	24/02/2023	11	---	24/02	3.00	1	GGB-FXD-240223-11Y-2.000-1.000	---	---	---	10.0000 22/06/2015	---	---	---	---	---
445,007,576	1.00	3.00	Actual/Actual	24/02/2024	12	---	24/02	3.00	1	GGB-FXD-240224-12Y-2.000-1.000	---	---	---	10.0000 22/06/2015	---	---	---	---	---
423,674,226	1.00	3.00	Actual/Actual	24/02/2025	13	---	24/02	3.00	1	GGB-FXD-240225-13Y-2.000-1.000	---	---	---	10.0000 22/06/2015	---	---	---	---	---
212,292,153	1.00	3.00	Actual/Actual	24/02/2026	14	---	24/02	3.00	1	GGB-FXD-240226-14Y-2.000-1.000	---	---	---	10.0000 22/06/2015	---	---	---	---	---
160,621,352	1.00	3.00	Actual/Actual	24/02/2027	15	---	24/02	3.00	1	GGB-FXD-240227-15Y-2.000-1.000	---	---	---	10.0000 22/06/2015	---	---	---	---	---
183,244,055	1.00	3.00	Actual/Actual	24/02/2028	16	---	24/02	3.00	1	GGB-FXD-240228-16Y-2.000-1.000	---	---	---	10.0000 22/06/2015	---	---	---	---	---
164,802,894	1.00	3.00	Actual/Actual	24/02/2029	17	---	24/02	3.00	1	GGB-FXD-240229-17Y-2.000-1.000	---	---	---	10.0000 22/06/2015	---	---	---	---	---
165,460,943	1.00	3.00	Actual/Actual	24/02/2030	18	---	24/02	3.00	1	GGB-FXD-240230-18Y-2.000-1.000	---	---	---	10.0000 22/06/2015	---	---	---	---	---
129,007,241	1.00	3.00	Actual/Actual	24/02/2031	19	---	24/02	3.00	1	GGB-FXD-240231-19Y-2.000-1.000	---	---	---	10.0000 22/06/2015	---	---	---	---	---
126,192,683	1.00	3.00	Actual/Actual	24/02/2032	20	---	24/02	3.00	1	GGB-FXD-240232-20Y-2.000-1.000	---	---	---	10.0000 22/06/2015	---	---	---	---	---
146,905,168	1.00	3.00	Actual/Actual	24/02/2033	21	---	24/02	3.00	1	GGB-FXD-240233-21Y-2.000-1.000	---	---	---	10.0000 22/06/2015	---	---	---	---	---
154,475,606	1.00	3.00	Actual/Actual	24/02/2034	22	---	24/02	3.00	1	GGB-FXD-240234-22Y-2.000-1.000	---	---	---	10.0000 22/06/2015	---	---	---	---	---
144,429,441	1.00	3.00	Actual/Actual	24/02/2035	23	---	24/02	3.00	1	GGB-FXD-240235-23Y-2.000-1.000	---	---	---	10.0000 22/06/2015	---	---	---	---	---
166,211,676	1.00	3.00	Actual/Actual	24/02/2036	24	---	24/02	3.00	1	GGB-FXD-240236-24Y-2.000-1.000	---	---	---	10.0000 22/06/2015	---	---	---	---	---
145,461,669	1.00	3.00	Actual/Actual	24/02/2037	25	---	24/02	3.00	1	GGB-FXD-240237-25Y-2.000-1.000	---	---	---	10.0000 22/06/2015	---	---	---	---	---
146,941,087	1.00	3.00	Actual/Actual	24/02/2038	26	---	24/02	3.00	1	GGB-FXD-240238-26Y-2.000-1.000	---	---	---	10.0000 22/06/2015	---	---	---	---	---
135,115,612	1.00	3.00	Actual/Actual	24/02/2039	27	---	24/02	3.00	1	GGB-FXD-240239-27Y-2.000-1.000	---	---	---	10.0000 22/06/2015	---	---	---	---	---
141,909,637	1.00	3.00	Actual/Actual	24/02/2040	28	---	24/02	3.00	1	GGB-FXD-240240-28Y-2.000-1.000	---	---	---	10.0000 22/06/2015	---	---	---	---	---
136,788,720	1.00	3.00	Actual/Actual	24/02/2041	29	---	24/02	3.00	1	GGB-FXD-240241-29Y-2.000-1.000	---	---	---	10.0000 22/06/2015	---	---	---	---	---
163,643,410	1.00	3.00	Actual/Actual	24/02/2042	30	---	24/02	3.00	1	GGB-FXD-240242-30Y-2.000-1.000	---	---	---	10.0000 22/06/2015	---	---	---	---	---
742,153	1,000.00	0.40	FLR Actual/360	10/08/2019	5	---	10/02 - 10/08	---	1	GGB-FLT-100819-05Y-0.934-1.000	---	---	---	---	---	---	50.0001	B	12/12/2017
2,500,000	1,000.00	3.88	Actual/Actual	12/03/2029	10	---	12/03	3.88	1	GGB-FXD-120329-10Y-3.875-1.000	---	---	---	---	---	---	---	---	---
3,000,000	1,000.00	3.38	Actual/Actual	15/02/2025	7	---	15/02	3.38	1	GGB-FXD-150225-07Y-3.375-1.000	---	---	---	---	---	---	---	---	---
250,250	1,000.00	2.90	Actual/Actual	20/03/2023	4	---	20/03	2.90	1	GGB-FXD-200323-04Y-2.900-1.000	---	---	---	---	---	---	---	---	---
964,000	1,000.00	3.25	Actual/Actual	20/03/2025	6	---	20/03	3.25	1	GGB-FXD-200325-06Y-3.250-1.000	---	---	---	---	---	---	---	---	---
2,100,000	1,000.00	3.55	Actual/Actual	20/03/2026	7	---	20/03	3.55	1	GGB-FXD-200326-07Y-3.550-1.000	---	---	---	---	---	---	---	---	---

## Government Bonds Notes

Transactions Volume = (Pieces) \* (Nominal Price). Transactions Value = (Pieces) \* (Nominal Price) \* (price %) + (Accrued interest).

The Value of current coupon for the issues with NV 0.01 euro refers to NV 100 euros

FLR: Floating Interest Rate.

[1] - The Expiration Date of the interest bearing period and the Date for coupon payment.



## Treasury Bills &amp; Zero Coupon Government Bonds

Issue Date	13-Week Maturity									26-Week Maturity							52-Week Maturity										
	Exp. Date	Initial Rate	Num Listed Bonds	Nominal price	Issue price	Last Trade Price	Last Trade Date	Volume Traded	Note	Exp. Date	Initial Rate	Num Listed Bonds	Nominal price	Issue price	Last Trade Price	Last Trade Date	Volume Traded	Note	Exp. Date	Initial Rate	Num Listed Bonds	Nominal price	Issue price	Last Trade Price	Last Trade Date	Volume Traded	Note
14/09/2018	---	---	---	---	---	---	---	---	---	---	---	---	---	---	---	---	---	---	13/09/2019	1.09	1,000,000	1,000.00	989.10	---	---	---	---
14/12/2018	---	---	---	---	---	---	---	---	---	---	---	---	---	---	---	---	---	---	13/12/2019	1.09	1,000,000	1,000.00	989.10	---	---	---	---
15/03/2019	---	---	---	---	---	---	---	---	---	---	---	---	---	---	---	---	---	---	13/03/2020	0.95	1,000,000	1,000.00	990.50	---	---	---	---

Bonds in Circulation	Currency / Min nominal traded Value	Coupons Payment Date	Current Coupon Value	Note	Coupon	Trading Unit	Issue Date	Duration (years)	Today's Interest	A.I.C in days	Bonds	Last price of previous days		Last Outcry in Cash (euro)			Trades in Pieces	Life min	Life Max
												Price	Buy / Sell	Price	Buy / Sell	Date			
<b>Corporate Bonds in Foreign Currency and Euro</b>																			
103,746	GBP / 10	01/12	0.25	---	60	1	01/12/1930	98	2.5	360	National Mortgage Bank	2.27	05/02/1996	2.27	S	05/02/1996	---	2.27	2.27
0	GBP / 10	01/12	0.25	---	62	1	01/12/1928	100	2.5	360	National Mortgage Bank	---	---	---	---	---	---	---	---

## Government Bonds Notes

A.I.C: Accrued Interest Calculation base.

FLR: Floating Interest Rate.

The minimum tradeable Nominal Value for all Demeterialised Government Titles is 100 Euros.

(μτφρ-0)

**Athex & ATHEXClear Members List**

Member Name				Stock Market			Derivatives Market		ATHEXClear Member	
	Address	Phone	Fax	Market Member	Remote Member	Market Maker	Proprietary	Market Maker	General Clearing	Direct Clearing
A. SARRIS SECURITIES S.A.				a						
6, DRAGATSANIOU ATHINA	+30 2103367700	210-3312324								
ALPHA BANK A.E.									a	
40, STADIOU STR ATHINA	(210)-3260000	(210)-3264116								
	(210)-3265546	(210)-3265811								
103, AVE. ATHINON ATHINA	+30 2103436820	210-3436270								
ALPHA FINANCE INVESTMENT SERVICES S.A.				a		a	a	a		a
5, MERLIN ATHINA	+30 2103677400	210-3331193								
ARGUS STOCKBROKERS LTD				a	a		a			
25, DIMOSTHENI SEVERI AVE NICOSIA	+357 22717000	0035722717070								
ATLANTIC SECURITIES LIMITED				a	a					
37, PRODROMOU NICOSIA	+357 22445400	00357 22661914								
AXON SECURITIES S.A.				a			a			
48, STADIOU ATHINA	+30 2103363800	210-3243903								
BETA SECURITIES S.A.				a		a	a			a
29, ALEXANDRAS AVEN. & VRAILA ATHINA	+30 2106478900	210-6410139								
BNP PARIBAS SECURITIES SERVICES									a	
2, LAMPSAKOU ATHINA	+30 2107468500	210-7468579-581								
CAPITAL SECURITIES S.A.				a			a			
58, MITROPOLEOS ATHINA	+30 2103369700	+30 210 3369820								
CFS SECURITIES-INVESTMENT SERVICES S.A.				a						
3, PAPARRIGOPOULOU ATHINA	+30 2103360800	+30 210-3360980								
CITIGROUP GLOBAL MARKET LTD				a	a					
1, CITIGROUP CENTER , CANADA SQ., CANARY WHARF LONDON	+44 02079864000									
CITIGROUP GLOBAL MARKETS EUROPE AG				a	a					
16, REUTERWEG FRANKFURT										
CREDIT SUISSE SECURITIES (EUROPE) LIMITED				a	a					
1, CABOT SQUARE LONDON	+44 2078888888									
CYCLOS SECURITIES S.A.				a			a			a
39, PANEPISTIMIOU ATHINA	+30 2103364300	+30 210-3239122								
DEUTSCHE BANK S.A.				a	a		a			
1, GREAT WINCHESTER STREET LONDON	+44 20 754 54209	00441133361437								
DYNAMIC SECURITIES S.A.				a			a			a
, SYGROU AVENUE 223 & TRALLEON 2 NEA SMYRNI	+30 2103677700	210-3677777								
EUROBANK EQUITIES INVESTMENT FIRM S.A				a		a	a	a		a
, FILELLINON 10 & XENOFONTOS 13 ATHINA	+30 2103720000	210-3720001								
EUROBANK ERGASIAS S.A.									a	
8, OTHONOS STR. ATHINA	(210)-3337969	(210)-3245916								
8, OTHONOS ATHINA	+30 2103337000	210-3245916								
8, OTHONOS STR. ATHINA	(210)-3337000	(210)-3233866								
EUROCORP INVESTMENT SERVICES S.A.				a			a			a
14, FILIKIS ETERIAS SQ, ATHINA	+30 2107263500	2107263666								
EUROTRUST INVESTMENT FIRM SA				a						
113, SEVASTOUPOLEOS ATHINA	+30 2103363100	+30 210-3238334								
EUROXX SECURITIES S.A.				a		a	a	a		a
7, PALAIOLOGOU CHALANDRI	(210)-6879400	(210)-6879401								
7, PALEOLOGOU CHALANDRI	+30 2106879400	210-6879401								
G. A. PERVANAS SECURITIES-INVESTMENT SERVICES CO S.A.				a						
7-9, SOFOKLEOUS ATHINA	+30 2103727200	210-3210-291								
GLOBAL CAPITAL SECURITIES AND FINANCIAL SERVICES LTD				a	a					
50, AVE. ARCHIEPISKOPOU MAKARIOU NICOSIA	+357 22710710	357 22339332								
HELLENIC BANK (INVESTMENTS) LTD					a					
, AVE.KYRIAKOU MATSI 31 - PO BOX 24747 NICOSIA	+357 22500100	357 22500110								
HELLENIC-AMERICAN SECURITIES S.A.				a		a	a			a
27, ANDREA PAPANDEOU ATHINA	+30 2103311100	+30 210-3215968								
HSBC FRANCE									a	
109-111, AVE. MESOGION ATHINA	+30 2106960000	210-6929336								
INDEX SECURITIES S.A.				a						
6, DRAGATSANIOU ATHINA	+30 2103213920	+30 210-3213216								
INVESTMENT BANK OF GREECE S.A.				a		a	a	a	a	
32, EGIALIAS & PARADISOU MAROUSI	+30 2108173111	+30 210-6896325								
J. CHR. MAVRIKIS SECURITIES S.A.				a						
5, SOFOKLEOUS ATHINA	+30 2103216730	210-3217767								

**Athex & ATHEXClear Members List**

Member Name				Stock Market			Derivatives Market		ATHEXClear Member	
	Address	Phone	Fax	Market Member	Remote Member	Market Maker	Proprietary	Market Maker	General Clearing	Direct Clearing
<b>KAPPA SECURITIES S.A.</b>				a			a			
15, VALAORITOU ATHINA	+30 2103678600	+30 210-3641002								
<b>KARAMANOF SECURITIES AND INVESTMENT SERVICES S.A.</b>				a			a			
2, SQ. AGION THEODORON ATHINA	+30 2103212947	+30 210-3217088								
<b>LAIKI FINANCIAL SERVICES LTD</b>					a					
26, AVE. VYRONOS NICOSIA	357 22367367	357 22718567								
<b>LEON DEPOLAS SECURITIES S.A.</b>				a		a	a			
1, CHRISTOU LADA ATHINA	+30 2103213276	+30 210-3211618								
<b>MEGA EQUITY SECURITIES &amp; FINANCIAL SERVICES PUBLIC LTD</b>				a	a		a			
42-44, AVE. GRIVA DIGENI NICOSIA	+357 22711711	357 22711811								
<b>MERIT SECURITIES S.A.</b>				a		a	a			a
5, SOFOKLEOUS ATHINA	+30 2141008800	210-3671830								
<b>MERRILL LYNCH INTERNATIONAL</b>				a	a					
2, KING EDWARD STREET LONDON	+44 20276281000									
<b>N. CHRYSOCHOIDIS STOCK BROKERAGE I.S.S.A.</b>				a			a			a
7-9, SOFOKLEOUS ATHINA	+30 2103213913	+30 210-3216115								
<b>NATIONAL BANK OF GREECE S.A.</b>				a		a	a		a	
68, AKADIMIAS STR. ATHINA	(210)-3328817	(210)-3328678								
86, AIOLOU STR. ATHINA	(210)-3341000	(210)-3228187								
<b>NATIONAL SECURITIES S.A.</b>				a		a	a	a		
66, KIFISIAS AVE, BUILDING A ATHINA	+30 2107720000	+30 210-7720002								
<b>NUNTIUS BROKERAGE AND INVESTMENT SERVICES S.A.</b>				a						
6, DRAGATSANIOU ATHINA	+30 2103350599	+30210-3254846								
<b>ONE PLUS CAPITAL LIMITED</b>				a	a					
, 75 PRODOMOU AVENUE, ONEWORLD PARKVIEW HOUSE, 3RD FLOOR	+357 22873760									
<b>PANTELAKIS SECURITIES S.A.</b>				a		a	a	a		
57, ETHNIKIS ANTISTATIS B CHALANDRI	+30 2106965000	210-6929550								
<b>PEGASUS SECURITIES S.A.</b>				a			a			
17, VALAORITOU & AMERIKIS ATHINA	+30 2103670700	+30 210-3670760								
<b>PIRAEUS BANK S.A.</b>				a			a		a	
4, AMERIKIS ATHINA	+30 2103335000	210-3335079								
4, AMERIKIS STR. ATHINA	(210)-3335000	(210)-3335079								
4, AMERIKIS STR ATHINA	(210)-3335918	(210)-3254207								
<b>PIRAEUS SECURITIES S.A.</b>				a		a	a	a		a
10, STADIU ATHINA	+30 2103354100	210-3354170								
<b>PRELIUM INVESTMENT SERVICES S.A.</b>				a			a			
342, KIFISIAS ATHINA	+30 2103677044	+30 210-6926403								
<b>PROCHOICE SECURITIES LTD</b>				a	a					
57, SPYROU KYPRIANOY NICOSIA	+357-24-661192	+357-24-662464								
<b>SHARELINK SECURITIES-FINANCIAL SERVICES LTD</b>				a	a		a			
6, THEOTOKI MEGARO ELLINA NICOSIA	+357 22554200	+357 22750852								
<b>SOCIETE GENERALE S.A.</b>				a	a		a			
, 17 COURS VALMY 92987 PUTEAUX - LA DEFENSE PARIS	+33 157290504	+33142138697								
<b>SOLIDUS SECURITIES S.A.</b>				a			a			a
64, LOUIZIS RIANCOUR ATHINA	+30 2106900600	210-6985421								
<b>ST. EM. LAVRENTAKIS SECURITIES S.A.</b>				a			a			
7-9, SOFOKLEOUS ATHINA	+30 2103213336	+30 210-3246572								
<b>THE CYPRUS INVESTMENT &amp; SECURITIES CORPORATION LTD</b>				a	a					
154, LIMASSOL AVENUE, STROVOLOS NICOSIA	+357 22121700	357 22338800								
<b>UBS LIMITED</b>					a					
1, FINSBURY AVENUE LONDON	+44 2075687135									

List of Stocks under Market Making operations

Securities	Market Maker	Start Market Making	Stock Category
ADMIE (IPTO) HOLDING S.A. (CR)	PIRAEUS SECURITIES S.A.	29/06/2017	Main Market
ALPHA BANK (CR)	ALPHA FINANCE INVESTMENT SERVICES S.A.	29/02/2016	Main Market
	EUROBANK EQUITIES INVESTMENT FIRM S.A	24/10/2012	
	HELLENIC-AMERICAN SECURITIES S.A.	06/02/2019	
	LEON DEPOLAS SECURITIES S.A.	04/01/2016	
	MERIT SECURITIES S.A	03/09/2013	
	NATIONAL SECURITIES S.A	15/01/2013	
	PIRAEUS SECURITIES S.A.	28/05/2013	
ALUMIL (CR)	BETA SECURITIES S.A.	18/07/2013	Main Market
AS COMPANY SA (CR)	EUROBANK EQUITIES INVESTMENT FIRM S.A	01/04/2019	Main Market
ATTICA BANK S.A. (CR)	BETA SECURITIES S.A.	02/06/2014	Main Market
	EUROXX SECURITIES S.A.	22/01/2016	
	PIRAEUS SECURITIES S.A.	20/09/2017	
ATTICA HOLDINGS (CR)	HELLENIC-AMERICAN SECURITIES S.A.	28/12/2017	Main Market
AUTOHELLAS SA (CR)	EUROXX SECURITIES S.A.	02/07/2018	Main Market
AVAX S.A. (CR)	EUROBANK EQUITIES INVESTMENT FIRM S.A	14/12/2015	Main Market
BYTE COMPUTER SA (CR)	MERIT SECURITIES S.A	04/08/2013	Main Market
CC HBC AG (CR)	EUROBANK EQUITIES INVESTMENT FIRM S.A	23/10/2013	Main Market
	NATIONAL SECURITIES S.A	29/04/2013	
	PIRAEUS SECURITIES S.A.	04/05/2015	
CENERGY HOLDINGS (CB)	ALPHA FINANCE INVESTMENT SERVICES S.A.	02/01/2017	Main Market
	EUROBANK EQUITIES INVESTMENT FIRM S.A	02/01/2017	
CNL CAPITAL (CR)	MERIT SECURITIES S.A	01/10/2018	Main Market
EKTER SA (CR)	EUROBANK EQUITIES INVESTMENT FIRM S.A	16/10/2017	Main Market
	LEON DEPOLAS SECURITIES S.A.	21/05/2018	
ELASTRON (CR)	LEON DEPOLAS SECURITIES S.A.	20/02/2017	Main Market
ELLAKTOR (CR)	ALPHA FINANCE INVESTMENT SERVICES S.A.	14/03/2019	Main Market
	EUROXX SECURITIES S.A.	24/09/2018	
	HELLENIC-AMERICAN SECURITIES S.A.	14/01/2019	
	NATIONAL SECURITIES S.A	25/06/2013	
	PIRAEUS SECURITIES S.A.	22/10/2018	
ELTON SA (CR)	BETA SECURITIES S.A.	03/09/2013	Main Market
	LEON DEPOLAS SECURITIES S.A.	01/04/2019	
ELVALHALCOR (CB)	ALPHA FINANCE INVESTMENT SERVICES S.A.	07/05/2018	Main Market
	EUROBANK EQUITIES INVESTMENT FIRM S.A	07/05/2018	
EUROBANK ERGASIAS (CR)	ALPHA FINANCE INVESTMENT SERVICES S.A.	08/01/2013	Main Market
	EUROBANK EQUITIES INVESTMENT FIRM S.A	01/06/2013	
	HELLENIC-AMERICAN SECURITIES S.A.	25/07/2014	
	MERIT SECURITIES S.A	06/11/2017	
	NATIONAL SECURITIES S.A	01/01/2017	
	PIRAEUS SECURITIES S.A.	28/09/2013	
EVDAP S.A. (CR)	EUROBANK EQUITIES INVESTMENT FIRM S.A	10/06/2019	Main Market
FOURLIS (CR)	EUROBANK EQUITIES INVESTMENT FIRM S.A	01/12/2016	Main Market
	EUROXX SECURITIES S.A.	01/12/2016	
	PIRAEUS SECURITIES S.A.	06/03/2017	
GEK TERNA (CR)	HELLENIC-AMERICAN SECURITIES S.A.	07/09/2015	Main Market

List of Stocks under Market Making operations

Securities	Stock Category
Market Maker	Start Market Making
<b>GR. SARANTIS S.A. (CR)</b>	Main Market
ALPHA FINANCE INVESTMENT SERVICES S.A.	19/06/2018
BETA SECURITIES S.A.	14/05/2013
EUROBANK EQUITIES INVESTMENT FIRM S.A	24/10/2016
<b>HELLENIC EXCHANGES-A.S.E. (CR)</b>	Main Market
NATIONAL SECURITIES S.A	25/06/2013
PIRAEUS SECURITIES S.A.	04/05/2015
<b>HELLENIC PETROLEUM (CR)</b>	Main Market
HELLENIC-AMERICAN SECURITIES S.A.	14/09/2015
PIRAEUS SECURITIES S.A.	20/03/2017
<b>IKTINOS HELLAS SA (CR)</b>	Main Market
ALPHA FINANCE INVESTMENT SERVICES S.A.	01/04/2019
EUROBANK EQUITIES INVESTMENT FIRM S.A	25/02/2019
<b>INTERCONTINENTAL (CR)</b>	Main Market
LEON DEPOLAS SECURITIES S.A.	03/06/2019
<b>INTRACOM CONSTR. (CR)</b>	Main Market
MERIT SECURITIES S.A	05/06/2018
MERIT SECURITIES S.A	27/12/2010
<b>INTRACOM HOLDINGS (CR)</b>	Main Market
ALPHA FINANCE INVESTMENT SERVICES S.A.	03/08/2018
LEON DEPOLAS SECURITIES S.A.	08/10/2018
<b>INTRALOT (CR)</b>	Main Market
ALPHA FINANCE INVESTMENT SERVICES S.A.	03/07/2017
BETA SECURITIES S.A.	10/04/2017
EUROBANK EQUITIES INVESTMENT FIRM S.A	18/12/2017
EUROXX SECURITIES S.A.	12/06/2017
HELLENIC-AMERICAN SECURITIES S.A.	30/05/2018
PANTELAKIS SECURITIES S.A.	07/05/2018
PIRAEUS SECURITIES S.A.	28/09/2013
<b>JUMBO SA (CR)</b>	Main Market
MERIT SECURITIES S.A	06/11/2017
PIRAEUS SECURITIES S.A.	06/03/2017
<b>KLOUKINAS - LAPPAS SA (CR)</b>	Main Market
BETA SECURITIES S.A.	22/09/2014
<b>KRI-KRI S.A. (CR)</b>	Main Market
EUROBANK EQUITIES INVESTMENT FIRM S.A	07/05/2018
LEON DEPOLAS SECURITIES S.A.	16/01/2017
<b>LAMDA DEVELOPMENT SA (CR)</b>	Main Market
EUROBANK EQUITIES INVESTMENT FIRM S.A	08/12/2014
PANTELAKIS SECURITIES S.A.	06/11/2017
PIRAEUS SECURITIES S.A.	29/06/2017
<b>LAMPSA HOTEL SA (CR)</b>	Main Market
LEON DEPOLAS SECURITIES S.A.	16/01/2017
<b>MARFIN INVESTMENT GROUP (CR)</b>	Main Market
PIRAEUS SECURITIES S.A.	02/02/2013
<b>MLS MULTIMEDIA SA (CR)</b>	Main Market
HELLENIC-AMERICAN SECURITIES S.A.	07/12/2015
<b>MOTOR OIL (CR)</b>	Main Market
HELLENIC-AMERICAN SECURITIES S.A.	01/09/2014
LEON DEPOLAS SECURITIES S.A.	01/04/2019
MERIT SECURITIES S.A	25/02/2019
NATIONAL SECURITIES S.A	17/02/2014
PIRAEUS SECURITIES S.A.	04/05/2015
<b>MYTILINEOS HOLDINGS (CR)</b>	Main Market
ALPHA FINANCE INVESTMENT SERVICES S.A.	15/04/2019
EUROBANK EQUITIES INVESTMENT FIRM S.A	20/09/2017
MERIT SECURITIES S.A	25/02/2019
NATIONAL SECURITIES S.A	25/06/2013
PIRAEUS SECURITIES S.A.	04/05/2015
<b>NATIONAL BANK (CR)</b>	Main Market
ALPHA FINANCE INVESTMENT SERVICES S.A.	08/01/2013
EUROBANK EQUITIES INVESTMENT FIRM S.A	24/10/2012
HELLENIC-AMERICAN SECURITIES S.A.	25/07/2014
LEON DEPOLAS SECURITIES S.A.	20/04/2015
MERIT SECURITIES S.A	03/09/2013
NATIONAL SECURITIES S.A	28/02/2013
PIRAEUS SECURITIES S.A.	08/09/2013

List of Stocks under Market Making operations

Securities	Market Maker	Start Market Making	Stock Category
<b>OPAP (CR)</b>			
	ALPHA FINANCE INVESTMENT SERVICES S.A.	08/01/2013	Main Market
	EUROBANK EQUITIES INVESTMENT FIRM S.A	24/10/2012	
	HELLENIC-AMERICAN SECURITIES S.A.	25/07/2014	
	MERIT SECURITIES S.A	20/03/2017	
	NATIONAL SECURITIES S.A	15/01/2013	
	PIRAEUS SECURITIES S.A.	04/05/2015	
<b>OTE (CR)</b>			
	ALPHA FINANCE INVESTMENT SERVICES S.A.	08/01/2013	Main Market
	EUROBANK EQUITIES INVESTMENT FIRM S.A	24/10/2012	
	HELLENIC-AMERICAN SECURITIES S.A.	25/07/2014	
	LEON DEPOLAS SECURITIES S.A.	01/04/2019	
	MERIT SECURITIES S.A	20/03/2017	
	NATIONAL SECURITIES S.A	01/12/2012	
	PIRAEUS SECURITIES S.A.	08/09/2013	
<b>P.P.A. S.A. (CR)</b>			
	EUROBANK EQUITIES INVESTMENT FIRM S.A	06/02/2019	Main Market
<b>PAPOUTSANIS (CR)</b>			
	ALPHA FINANCE INVESTMENT SERVICES S.A.	19/11/2018	Main Market
	BETA SECURITIES S.A.	25/11/2013	
<b>PETROPOULOS PETROS (CR)</b>			
	BETA SECURITIES S.A.	28/05/2013	Main Market
	EUROBANK EQUITIES INVESTMENT FIRM S.A	01/04/2019	
<b>PIRAEUS BANK (CR)</b>			
	ALPHA FINANCE INVESTMENT SERVICES S.A.	15/04/2019	Main Market
	EUROBANK EQUITIES INVESTMENT FIRM S.A	23/10/2012	
	EUROXX SECURITIES S.A.	15/02/2016	
	HELLENIC-AMERICAN SECURITIES S.A.	14/01/2019	
	MERIT SECURITIES S.A	16/09/2013	
	NATIONAL SECURITIES S.A	02/06/2013	
	PIRAEUS SECURITIES S.A.	16/02/2013	
<b>PLAISIO COMPUTERS SA (CR)</b>			
	BETA SECURITIES S.A.	05/05/2014	Main Market
	EUROBANK EQUITIES INVESTMENT FIRM S.A	02/03/2015	
<b>PPC (CR)</b>			
	ALPHA FINANCE INVESTMENT SERVICES S.A.	23/07/2018	Main Market
	ALPHA FINANCE INVESTMENT SERVICES S.A.	08/01/2013	
	EUROBANK EQUITIES INVESTMENT FIRM S.A	23/10/2012	
	MERIT SECURITIES S.A	06/11/2017	
	NATIONAL SECURITIES S.A	26/03/2013	
	PIRAEUS SECURITIES S.A.	28/09/2013	
<b>QUALITY &amp; RELIABILITY SA (CR)</b>			
	BETA SECURITIES S.A.	20/08/2014	Main Market
<b>QUEST HOLDINGS (CR)</b>			
	BETA SECURITIES S.A.	26/03/2018	Main Market
	EUROBANK EQUITIES INVESTMENT FIRM S.A	28/01/2019	
<b>S.KANAKIS SA (CR)</b>			
	BETA SECURITIES S.A.	01/10/2013	Main Market
<b>THRACE PLASTICS SA (CR)</b>			
	ALPHA FINANCE INVESTMENT SERVICES S.A.	26/03/2018	Main Market
	EUROBANK EQUITIES INVESTMENT FIRM S.A	26/03/2018	
<b>TITAN CEMENT (CR)</b>			
	EUROBANK EQUITIES INVESTMENT FIRM S.A	12/03/2019	Main Market
	NATIONAL SECURITIES S.A	17/02/2014	
	PANTELAKIS SECURITIES S.A.	14/03/2019	
	PIRAEUS SECURITIES S.A.	04/05/2015	
<b>VIOHALCO SA/IV (CB)</b>			
	ALPHA FINANCE INVESTMENT SERVICES S.A.	17/02/2014	Main Market
	EUROBANK EQUITIES INVESTMENT FIRM S.A	01/01/2017	
	MERIT SECURITIES S.A	17/03/2014	

Underlying Asset				Derivatives Market													
Price max	Price min	Closing price	change	Delivery Month	Open price	Price max	Price min	Last price	Closing price	Last Bid	Last Ask	Fixing price*	Life high	Life low	Trades	Volume	Open Interest
FTSE/Athex Large Cap																	
2,172.38	2,121.10	2,167.70	0.88%	June 2019	2,140.50	2,174.00	2,125.00	2,169.50	2,169.50	---	---	---	2,182.25	---	258	5,353	10,560
				July 2019	2,097.00	2,135.75	2,075.00	2,134.00	2,134.00	---	---	---	2,140.00	---	492	8,562	3,186
				August 2019	2,095.75	2,125.75	2,095.75	2,124.50	2,124.50	---	---	---	2,125.75	---	15	233	---
				September 2019	---	---	---	---	2,160.50	---	---	---	---	---	---	---	---
				December 2019	---	---	---	---	2,171.25	---	---	---	---	---	---	---	---
				March 2020	---	---	---	---	2,182.00	---	---	---	---	---	---	---	---

(Trade Unit: 1 Index Point x 2€, Cash Settlement)

## Derivatives notes

Fixing prices and final open positions can be retrieved from the following path <http://www.helex.gr/el/web/guest/statistics-end-of-day-derivatives>



Underlying Asset				Derivatives Market													
Price max	Price min	Closing price	change	Delivery Month	Open price	Price max	Price min	Last price	Closing price	Last Bid	Last Ask	Fixing price*	Life high	Life low	Trades	Volume	Open Interest
<b>ADMIE (IPTO) HOLDING S.A. (CR)</b>																	
(Contract Size: 100 Securities, Physical Delivery)																	
2.055	1.95	2.05	1.99%	June 2019	1.99	2.05	1.99	2.05	2.05	---	---	---	2.05	---	65	643	3,650
				September 2019	1.96	2.03	1.95	2.03	2.03	---	---	---	2.04	---	43	562	4,152
				December 2019	---	---	---	---	2.03	---	---	---	---	---	---	---	---
				March 2020	---	---	---	---	2.04	---	---	---	---	---	---	---	---
<b>ALPHA BANK (CR)</b>																	
(Contract Size: 100 Securities, Physical Delivery)																	
1.674	1.601	1.66	-0.60%	June 2019	1.65	1.68	1.61	1.66	1.66	---	---	---	1.76	---	356	18,572	64,109
				September 2019	1.70	1.70	1.62	1.69	1.69	---	---	---	1.77	---	354	15,285	22,792
				December 2019	---	---	---	---	1.69	---	---	---	---	---	---	---	---
				March 2020	---	---	---	---	1.70	---	---	---	---	---	---	---	---
<b>ATTICA BANK S.A. (CR)</b>																	
(Contract Size: 100 Securities, Physical Delivery)																	
0.51	0.422	0.503	15.37%	June 2019	0.426	0.488	0.426	0.483	0.483	---	---	---	0.488	---	33	2,793	5,324
				September 2019	0.405	0.502	0.405	0.500	0.500	---	---	---	0.502	---	77	2,999	5,359
				December 2019	---	---	---	---	0.441	---	---	---	---	---	---	---	---
				March 2020	---	---	---	---	0.443	---	---	---	---	---	---	---	---
<b>CC HBC AG (CR)</b>																	
(Contract Size: 100 Securities, Physical Delivery)																	
33.32	32.59	33.03	1.01%	June 2019	33.12	33.20	33.01	33.01	33.01	---	---	---	33.32	---	9	17	340
				September 2019	30.71	30.99	30.71	30.97	30.97	---	---	---	31.00	---	9	18	25
				December 2019	---	---	---	---	33.04	---	---	---	---	---	---	---	---
				March 2020	---	---	---	---	33.21	---	---	---	---	---	---	---	---
<b>CENERGY HOLDINGS (CB)</b>																	
(Contract Size: 100 Securities, Physical Delivery)																	
1.486	1.45	1.486	0.00%	June 2019	1.45	1.48	1.44	1.48	1.48	---	---	---	1.51	---	73	1,597	5,654
				September 2019	1.47	1.51	1.46	1.51	1.51	---	---	---	1.54	---	65	1,664	2,632
				December 2019	---	---	---	---	1.50	---	---	---	---	---	---	---	---
				March 2020	---	---	---	---	1.51	---	---	---	---	---	---	---	---
<b>ELLAKTOR (CR)</b>																	
(Contract Size: 100 Securities, Physical Delivery)																	
1.912	1.87	1.9	0.00%	June 2019	1.90	1.91	1.88	1.90	1.90	---	---	---	1.96	---	73	1,622	5,806
				September 2019	1.92	1.92	1.87	1.92	1.92	---	---	---	1.99	---	26	990	2,440
				December 2019	---	---	---	---	1.92	---	---	---	---	---	---	---	---
				March 2020	---	---	---	---	1.93	---	---	---	---	---	---	---	---
<b>EUROBANK ERGASIAS (CR)</b>																	
(Contract Size: 100 Securities, Physical Delivery)																	
0.848	0.8115	0.842	-0.71%	June 2019	0.843	0.844	0.813	0.840	0.840	---	---	---	0.890	---	154	8,659	37,622
				September 2019	0.852	0.853	0.821	0.850	0.850	---	---	---	0.878	---	169	6,597	13,107
				December 2019	---	---	---	---	0.857	---	---	---	---	---	---	---	---
				March 2020	---	---	---	---	0.861	---	---	---	---	---	---	---	---

Derivatives notes

Fixing prices and final open positions can be retrieved from the following path <http://www.helex.gr/el/web/guest/statistics-end-of-day-derivatives>

Underlying Asset				Derivatives Market													
Price max	Price min	Closing price	change	Delivery Month	Open price	Price max	Price min	Last price	Closing price	Last Bid	Last Ask	Fixing price*	Life high	Life low	Trades	Volume	Open Interest
<b>EYDAP S.A. (CR)</b>				(Contract Size: 100 Securities, Physical Delivery)													
7.15	6.82	7	0.72%	June 2019	6.88	6.90	6.83	6.90	6.90	---	---	---	6.93	---	5	19	363
				September 2019	6.71	6.84	6.59	6.79	6.79	---	---	---	6.92	---	11	36	39
				December 2019	---	---	---	---	7.02	---	---	---	---	---	---	---	---
				March 2020	---	---	---	---	7.06	---	---	---	---	---	---	---	---
<b>FOURLIS (CR)</b>				(Contract Size: 100 Securities, Physical Delivery)													
5.23	5.11	5.18	-0.38%	June 2019	5.18	5.18	5.16	5.16	5.16	---	---	---	5.64	---	5	22	266
				September 2019	5.18	5.25	5.16	5.20	5.20	---	---	---	5.56	---	9	37	63
				December 2019	---	---	---	---	5.25	---	---	---	---	---	---	---	---
				March 2020	---	---	---	---	5.28	---	---	---	---	---	---	---	---
<b>GEK TERNA (CR)</b>				(Contract Size: 100 Securities, Physical Delivery)													
5.2	5.01	5.19	1.37%	June 2019	5.07	5.20	5.07	5.20	5.20	---	---	---	5.48	---	149	831	2,839
				September 2019	5.14	5.26	5.14	5.25	5.25	---	---	---	5.26	---	34	339	5,841
				December 2019	---	---	---	---	5.17	---	---	---	---	---	---	---	---
				March 2020	---	---	---	---	5.20	---	---	---	---	---	---	---	---
<b>HELLENIC EXCHANGES-A.S.E. (CR)</b>				(Contract Size: 100 Securities, Physical Delivery)													
4.86	4.75	4.85	0.41%	June 2019	4.79	4.84	4.73	4.82	4.82	---	---	---	4.97	---	70	2,140	3,513
				September 2019	4.76	4.89	4.76	4.87	4.87	---	---	---	4.93	---	30	1,860	436
				December 2019	---	---	---	---	4.88	---	---	---	---	---	---	---	---
				March 2020	---	---	---	---	4.91	---	---	---	---	---	---	---	---
<b>HELLENIC PETROLEUM (CR)</b>				(Contract Size: 100 Securities, Physical Delivery)													
8.83	8.64	8.8	0.80%	June 2019	8.70	8.82	8.68	8.82	8.82	---	---	---	8.82	---	53	622	2,068
				September 2019	8.46	8.47	8.30	8.45	8.45	---	---	---	8.47	---	23	541	544
				December 2019	---	---	---	---	8.82	---	---	---	---	---	---	---	---
				March 2020	---	---	---	---	8.87	---	---	---	---	---	---	---	---
<b>INTRACOM HOLDINGS (CR)</b>				(Contract Size: 100 Securities, Physical Delivery)													
0.916	0.853	0.9	4.65%	June 2019	0.889	0.902	0.870	0.883	0.883	---	---	---	1.12	---	24	838	2,880
				September 2019	0.905	0.914	0.887	0.893	0.893	---	---	---	1.09	---	20	726	718
				December 2019	---	---	---	---	0.869	---	---	---	---	---	---	---	---
				March 2020	---	---	---	---	0.873	---	---	---	---	---	---	---	---
<b>INTRALOT (CR)</b>				(Contract Size: 100 Securities, Physical Delivery)													
0.443	0.4045	0.441	10.25%	June 2019	0.405	0.440	0.405	0.440	0.440	---	---	---	0.575	---	100	1,243	3,942
				September 2019	0.414	0.454	0.414	0.445	0.445	---	---	---	0.530	---	64	866	132
				December 2019	---	---	---	---	0.404	---	---	---	---	---	---	---	---
				March 2020	---	---	---	---	0.406	---	---	---	---	---	---	---	---

Derivatives notes

Fixing prices and final open positions can be retrieved from the following path <http://www.helex.gr/el/web/guest/statistics-end-of-day-derivatives>

Underlying Asset				Derivatives Market													
Price max	Price min	Closing price	change	Delivery Month	Open price	Price max	Price min	Last price	Closing price	Last Bid	Last Ask	Fixing price*	Life high	Life low	Trades	Volume	Open Interest
<b>JUMBO SA (CR)</b>				(Contract Size: 100 Securities, Physical Delivery)													
16.31	15.3	16.26	5.11%	June 2019	15.42	16.28	15.40	16.28	16.28	---	---	---	16.60	---	57	197	576
				September 2019	15.44	16.68	15.44	16.19	16.19	---	---	---	16.68	---	30	155	47
				December 2019	15.75	15.75	15.75	15.75	15.75	---	---	---	15.75	---	1	4	---
				March 2020	---	---	---	---	15.71	---	---	---	---	---	---	---	---
<b>LAMDA DEVELOPMENT SA (CR)</b>				(Contract Size: 100 Securities, Physical Delivery)													
8.25	7.91	8.22	1.48%	June 2019	8.00	8.23	7.99	8.22	8.22	---	---	---	8.28	---	150	593	2,287
				September 2019	8.16	8.33	8.07	8.30	8.30	---	---	---	8.36	---	64	627	385
				December 2019	---	---	---	---	8.19	---	---	---	---	---	---	---	---
				March 2020	---	---	---	---	8.23	---	---	---	---	---	---	---	---
<b>MARFIN INVESTMENT GROUP (CR)</b>				(Contract Size: 100 Securities, Physical Delivery)													
0.114	0.108	0.112	0.00%	June 2019	0.110	0.115	0.109	0.114	0.114	---	---	---	0.116	---	89	10,237	69,438
				September 2019	0.114	0.119	0.112	0.116	0.116	---	---	---	0.119	---	86	9,002	17,565
				December 2019	---	---	---	---	0.113	---	---	---	---	---	---	---	---
				March 2020	---	---	---	---	0.114	---	---	---	---	---	---	---	---
<b>MOTOR OIL (CR)</b>				(Contract Size: 100 Securities, Physical Delivery)													
23.34	22.32	23.34	3.73%	June 2019	22.40	23.20	22.40	23.20	23.20	---	---	---	23.20	---	27	70	229
				September 2019	21.61	22.38	21.61	22.38	22.38	---	---	---	22.41	---	4	13	84
				December 2019	---	---	---	---	22.74	---	---	---	---	---	---	---	---
				March 2020	---	---	---	---	22.85	---	---	---	---	---	---	---	---
<b>MYTILINEOS HOLDINGS (CR)</b>				(Contract Size: 100 Securities, Physical Delivery)													
10.06	9.845	10	0.05%	June 2019	10.09	10.09	9.85	10.06	10.06	---	---	---	10.33	---	136	1,567	8,036
				September 2019	9.57	9.86	9.50	9.80	9.80	---	---	---	10.12	---	105	1,440	2,920
				December 2019	---	---	---	---	10.10	---	---	---	---	---	---	---	---
				March 2020	---	---	---	---	10.15	---	---	---	---	---	---	---	---
<b>NATIONAL BANK (CR)</b>				(Contract Size: 100 Securities, Physical Delivery)													
2.482	2.401	2.48	0.00%	June 2019	2.48	2.49	2.40	2.46	2.46	---	---	---	2.52	---	369	9,132	51,133
				September 2019	2.49	2.51	2.42	2.47	2.47	---	---	---	2.54	---	241	6,530	17,528
				December 2019	---	---	---	---	2.51	---	---	---	---	---	---	---	---
				March 2020	---	---	---	---	2.52	---	---	---	---	---	---	---	---
<b>OPAP (CR)</b>				(Contract Size: 100 Securities, Physical Delivery)													
10.05	9.785	9.97	1.32%	June 2019	9.81	10.07	9.80	9.99	9.99	---	---	---	10.07	---	95	828	4,036
				September 2019	9.37	9.77	9.37	9.64	9.64	---	---	---	9.77	---	47	538	1,542
				December 2019	---	---	---	---	9.94	---	---	---	---	---	---	---	---
				March 2020	---	---	---	---	9.99	---	---	---	---	---	---	---	---

Derivatives notes

Fixing prices and final open positions can be retrieved from the following path <http://www.helex.gr/el/web/guest/statistics-end-of-day-derivatives>

Underlying Asset				Derivatives Market													
Price max	Price min	Closing price	change	Delivery Month	Open price	Price max	Price min	Last price	Closing price	Last Bid	Last Ask	Fixing price*	Life high	Life low	Trades	Volume	Open Interest
<b>O.T.E. (CR)</b>																	
(Contract Size: 100 Securities, Physical Delivery)																	
12.7	12.43	12.69	1.12%	June 2019	12.54	12.66	12.53	12.58	12.58	---	---	---	12.69	---	27	1,341	2,422
				September 2019	12.28	12.41	12.22	12.25	12.25	---	---	---	12.41	---	19	1,287	700
				December 2019	---	---	---	---	12.68	---	---	---	---	---	---	---	---
				March 2020	---	---	---	---	12.75	---	---	---	---	---	---	---	---
<b>P.P.A. S.A. (CR)</b>																	
(Contract Size: 100 Securities, Physical Delivery)																	
23	22.45	22.65	-1.09%	June 2019	22.91	22.91	22.60	22.67	22.67	---	---	---	23.19	---	6	123	189
				September 2019	22.38	22.93	22.30	22.32	22.32	---	---	---	22.93	---	8	124	532
				December 2019	---	---	---	---	23.14	---	---	---	---	---	---	---	---
				March 2020	---	---	---	---	23.26	---	---	---	---	---	---	---	---
<b>PIRAEUS BANK (CR)</b>																	
(Contract Size: 100 Securities, Physical Delivery)																	
3.2	3.022	3.17	-0.25%	June 2019	3.16	3.19	3.02	3.18	3.18	---	---	---	3.22	---	506	6,844	25,688
				September 2019	3.15	3.21	3.04	3.19	3.19	---	---	---	3.23	---	252	3,802	12,435
				December 2019	---	---	---	---	3.21	---	---	---	---	---	---	---	---
				March 2020	---	---	---	---	3.23	---	---	---	---	---	---	---	---
<b>PPC (CR)</b>																	
(Contract Size: 100 Securities, Physical Delivery)																	
2.172	2.06	2.13	0.00%	June 2019	2.11	2.18	2.08	2.12	2.12	---	---	---	2.30	---	228	2,337	15,575
				September 2019	2.12	2.19	2.09	2.14	2.14	---	---	---	2.30	---	107	1,691	3,849
				December 2019	---	---	---	---	2.15	---	---	---	---	---	---	---	---
				March 2020	---	---	---	---	2.16	---	---	---	---	---	---	---	---
<b>TERNA ENERGY (CR)</b>																	
(Contract Size: 106 Securities, Physical Delivery)																	
6.95	6.88	6.9	-1.29%	June 2019	6.91	6.91	6.88	6.91	6.91	---	---	---	7.08	---	60	169	1,996
				September 2019	6.95	6.98	6.94	6.96	6.96	---	---	---	7.13	---	24	194	2,370
				December 2019	---	---	---	---	7.06	---	---	---	---	---	---	---	---
				March 2020	---	---	---	---	7.10	---	---	---	---	---	---	---	---
<b>TITAN CEMENT (CR)</b>																	
(Contract Size: 100 Securities, Physical Delivery)																	
17.4	16.78	16.96	-0.23%	June 2019	16.90	17.19	16.89	17.19	17.19	---	---	---	19.70	---	37	242	1,222
				September 2019	16.91	17.49	16.91	17.36	17.36	---	---	---	18.51	---	35	251	156
				December 2019	---	---	---	---	17.18	---	---	---	---	---	---	---	---
				March 2020	---	---	---	---	17.26	---	---	---	---	---	---	---	---
<b>VIOHALCO SA/NV (CB)</b>																	
(Contract Size: 100 Securities, Physical Delivery)																	
3.95	3.845	3.93	-0.51%	June 2019	3.95	3.95	3.86	3.86	3.86	---	---	---	3.95	---	87	1,383	4,935
				September 2019	3.94	3.99	3.88	3.90	3.90	---	---	---	3.99	---	93	1,614	1,669
				December 2019	---	---	---	---	3.99	---	---	---	---	---	---	---	---
				March 2020	---	---	---	---	4.01	---	---	---	---	---	---	---	---

Derivatives notes

Fixing prices and final open positions can be retrieved from the following path <http://www.helex.gr/el/web/guest/statistics-end-of-day-derivatives>

FTSE/Athex Large Cap

(Trade Unit: 1 Index Point x 2€ - Excercise Style: European, Cash Settlement)

Call Options														Put Options																					
June 2019							July 2019							Other Months		June 2019							July 2019							Other Months		Exerise Price			
Open price	Price max	Price min	Last price	Closing price	Volume	Open Interest	Open price	Price max	Price min	Last price	Closing price	Volume	Open Interest	Volume	Open Interest	Open price	Price max	Price min	Last price	Closing price	Volume	Open Interest	Open price	Price max	Price min	Last price	Closing price	Volume	Open Interest	Volume	Open Interest				
1,425	0.00	0.00	0.00	-	731.00	-	-	-	-	-	-	-	-	-	-	0.00	0.00	0.00	-	0.01	-	-	-	-	-	-	-	-	-	-	-	1,425			
1,450	0.00	0.00	0.00	-	706.00	-	-	-	-	-	-	-	-	-	-	0.00	0.00	0.00	-	0.01	-	-	-	-	-	-	-	-	-	-	-	1,450			
1,475	0.00	0.00	0.00	-	681.00	-	-	-	-	-	-	-	-	-	-	0.00	0.00	0.00	-	0.01	-	-	-	-	-	-	-	-	-	-	-	1,475			
1,500	0.00	0.00	0.00	-	656.00	-	-	-	-	-	-	-	-	-	-	0.00	0.00	0.00	-	0.01	-	-	-	-	-	-	-	-	-	-	-	1,500			
1,525	0.00	0.00	0.00	-	631.00	-	-	-	-	-	-	-	-	-	-	0.00	0.00	0.00	-	0.02	-	-	-	-	-	-	-	-	-	-	-	1,525			
1,550	0.00	0.00	0.00	-	606.00	-	-	-	-	-	-	-	-	-	-	0.00	0.00	0.00	-	0.01	-	-	-	-	-	-	-	-	-	-	-	1,550			
1,575	0.00	0.00	0.00	-	581.00	-	-	-	-	-	-	-	-	-	-	0.00	0.00	0.00	-	0.01	-	-	-	-	-	-	-	-	-	-	-	1,575			
1,600	0.00	0.00	0.00	-	556.00	-	-	-	-	-	-	-	-	-	-	0.00	0.00	0.00	-	0.01	-	-	-	-	-	-	-	-	-	-	-	1,600			
1,625	0.00	0.00	0.00	-	531.00	-	-	-	-	-	-	-	-	-	-	0.00	0.00	0.00	-	0.01	-	-	-	-	-	-	-	-	-	-	-	1,625			
1,650	0.00	0.00	0.00	-	506.00	-	-	-	-	-	-	-	-	-	-	0.00	0.00	0.00	-	0.01	-	-	-	-	-	-	-	-	-	-	-	1,650			
1,675	0.00	0.00	0.00	-	481.00	-	-	-	-	-	-	-	-	-	-	0.00	0.00	0.00	-	0.02	-	-	-	-	-	-	-	-	-	-	-	1,675			
1,700	0.00	0.00	0.00	-	456.00	-	-	-	-	-	-	-	-	-	-	0.00	0.00	0.00	-	0.07	-	-	-	-	-	-	-	-	-	-	-	1,700			
1,725	0.00	0.00	0.00	-	431.00	-	-	0.00	0.00	0.00	-	378.00	-	-	-	0.00	0.00	0.00	-	0.20	-	-	0.00	0.00	0.00	-	0.01	-	-	-	-	1,725			
1,750	0.00	0.00	0.00	-	406.00	-	-	0.00	0.00	0.00	-	353.00	-	-	-	0.00	0.00	0.00	-	0.56	-	-	0.00	0.00	0.00	-	0.01	-	-	-	-	1,750			
1,775	0.00	0.00	0.00	-	381.00	-	-	0.00	0.00	0.00	-	328.00	-	-	-	0.00	0.00	0.00	-	0.01	-	-	0.00	0.00	0.00	-	0.03	-	-	-	-	1,775			
1,800	0.00	0.00	0.00	-	356.00	-	-	0.00	0.00	0.00	-	303.00	-	-	-	0.00	0.00	0.00	-	0.01	-	-	0.00	0.00	0.00	-	0.07	-	-	-	-	1,800			
1,825	0.00	0.00	0.00	-	331.00	-	-	0.00	0.00	0.00	-	278.00	-	-	-	0.00	0.00	0.00	-	0.01	-	40	0.00	0.00	0.00	-	0.15	-	30	-	-	1,825			
1,850	0.00	0.00	0.00	-	306.00	-	-	0.00	0.00	0.00	-	254.00	-	20	-	0.00	0.00	0.00	-	0.01	-	404	0.00	0.00	0.00	-	0.33	-	40	-	-	1,850			
1,875	0.00	0.00	0.00	-	281.00	-	32	0.00	0.00	0.00	-	229.00	-	7	-	0.00	0.00	0.00	-	0.01	-	149	0.00	0.00	0.00	-	0.68	-	2	-	-	1,875			
1,900	0.00	0.00	0.00	-	256.00	-	56	0.00	0.00	0.00	-	205.00	-	40	-	0.00	0.00	0.00	-	0.01	-	42	0.00	0.00	0.00	-	1.30	-	-	-	-	1,900			
1,925	0.00	0.00	0.00	-	231.00	-	404	0.00	0.00	0.00	-	181.00	-	20	-	0.00	0.00	0.00	-	0.01	-	20	5.00	5.00	5.00	5.00	5.00	50	20	-	-	1,925			
1,950	210.00	220.00	210.00	220.00	220.00	2	105	0.00	0.00	0.00	-	158.00	-	62	-	0.00	220.00	0.00	-	0.01	-	63	0.00	0.00	0.00	-	4.10	-	101	-	-	1,950			
1,975	0.00	0.00	0.00	-	181.00	-	39	0.00	0.00	0.00	-	135.00	-	25	-	0.00	0.00	0.00	-	0.01	-	162	0.00	0.00	0.00	-	6.80	-	240	-	-	1,975			
2,000	0.00	0.00	0.00	-	156.00	-	23	0.00	0.00	0.00	-	114.00	-	142	-	0.00	0.00	0.00	-	0.01	-	154	0.00	0.00	0.00	-	10.75	-	227	-	-	2,000			
2,050	0.00	0.00	0.00	-	107.00	-	42	0.00	0.00	0.00	-	77.00	-	130	-	0.00	0.00	0.00	-	0.19	-	295	19.00	19.00	19.00	19.00	19.00	1	494	-	-	2,050			
2,100	40.00	40.00	30.00	30.00	30.00	6	126	44.00	65.00	43.50	65.00	65.00	28	285	-	6.00	40.00	6.00	6.00	6.00	1	625	42.00	45.50	37.00	37.00	37.00	28	383	-	-	2,100			
2,150	10.75	13.00	10.75	13.00	13.00	10	494	20.75	32.00	20.75	32.00	32.00	66	280	-	27.75	13.00	6.00	6.00	6.00	48	346	0.00	0.00	0.00	-	73.00	-	201	-	-	2,150			
2,200	0.00	0.00	0.00	-	4.90	-	42	12.00	18.00	12.00	18.00	18.00	6	456	-	57.00	0.00	30.00	30.00	30.00	30	20	0.00	0.00	0.00	-	110.00	-	61	-	-	2,200			
2,250	0.00	0.00	0.00	-	0.54	-	-	6.00	8.00	6.00	8.00	8.00	90	-	-	0.00	0.00	0.00	-	94.00	-	-	0.00	0.00	0.00	-	152.00	-	-	-	-	2,250			
2,300	0.00	0.00	0.00	-	0.03	-	-	0.00	0.00	0.00	-	2.60	-	-	-	0.00	0.00	0.00	-	143.00	-	-	0.00	0.00	0.00	-	198.00	-	-	-	-	2,300			
2,350	0.00	0.00	0.00	-	0.02	-	-	0.00	0.00	0.00	-	0.94	-	-	-	0.00	0.00	0.00	-	193.00	-	-	0.00	0.00	0.00	-	247.00	-	-	-	-	2,350			
2,400	0.00	0.00	0.00	-	0.01	-	-	0.00	0.00	0.00	-	0.32	-	-	-	0.00	0.00	0.00	-	243.00	-	-	0.00	0.00	0.00	-	296.00	-	-	-	-	2,400			
Totals:						18	1,363							190	1,467	0	0							79	2,320							79	1,799	0	0
Number of Trades:						6								16		0								10								7		0	

ALPHA BANK (CR)

(Contract Size: 100 Securities, Exercise Style: American, Physical Delivery)

Call Options														Put Options																			
Exercise Price	June 2019						July 2019						Other Months		June 2019						July 2019						Other Months		Exercise Price				
	Open price	Price max	Price min	Last price	Closing price	Volume	Open Interest	Open price	Price max	Price min	Last price	Closing price	Volume	Open Interest	Volume	Open Interest	Open price	Price max	Price min	Last price	Closing price	Volume	Open Interest	Open price	Price max	Price min	Last price	Closing price		Volume	Open Interest	Volume	Open Interest
0.600	0.000	0.000	0.000		1.07	-	-						-	-			0.000	0.000	0.000		0.001	-	-					-	-			0.006	
0.650	0.000	0.000	0.000		1.02	-	-						-	-			0.000	0.000	0.000		0.001	-	-					-	-			0.007	
0.700	0.000	0.000	0.000		0.970	-	-						-	-			0.000	0.000	0.000		0.001	-	-					-	-			0.007	
0.750	0.000	0.000	0.000		0.920	-	-						-	-			0.000	0.000	0.000		0.001	-	-					-	-			0.008	
0.800	0.000	0.000	0.000		0.870	-	-						-	-			0.000	0.000	0.000		0.002	-	-					-	-			0.008	
0.850	0.000	0.000	0.000		0.820	-	-	0.000	0.000	0.000		0.822	-	-			0.000	0.000	0.000		0.001	-	-	0.000	0.000	0.000		0.002	-	-			0.009
0.900	0.000	0.000	0.000		0.770	-	-	0.000	0.000	0.000		0.772	-	-			0.000	0.000	0.000		0.001	-	-	0.000	0.000	0.000		0.001	-	-			0.009
0.950	0.000	0.000	0.000		0.720	-	-	0.000	0.000	0.000		0.722	-	-			0.000	0.000	0.000		0.002	-	-	0.000	0.000	0.000		0.001	-	-			0.010
1.000	0.000	0.000	0.000		0.670	-	-	0.000	0.000	0.000		0.672	-	-			0.000	0.000	0.000		0.006	-	-	0.000	0.000	0.000		0.002	-	-			0.010
1.100	0.000	0.000	0.000		0.570	-	-	0.000	0.000	0.000		0.572	-	50			0.000	0.000	0.000		0.001	-	-	0.000	0.000	0.000		0.002	-	-			0.011
1.200	0.000	0.000	0.000		0.470	-	-	0.000	0.000	0.000		0.474	-	-			0.000	0.000	0.000		0.002	-	-	0.000	0.000	0.000		0.001	-	-			0.012
1.300	0.000	0.000	0.000		0.371	-	-	0.000	0.000	0.000		0.377	-	-			0.000	0.000	0.000		0.001	-	-	0.000	0.000	0.000		0.005	-	-			0.013
1.400	0.000	0.000	0.000		0.272	-	-	0.000	0.000	0.000		0.287	-	-			0.000	0.000	0.000		0.001	-	-	0.000	0.000	0.000		0.014	-	-			0.014
1.500	0.000	0.000	0.000		0.178	-	-	0.000	0.000	0.000		0.207	-	10			0.000	0.000	0.000		0.007	-	-	0.000	0.000	0.000		0.035	-	-			0.015
1.600	0.000	0.000	0.000		0.099	-	7	0.000	0.000	0.000		0.141	-	-			0.000	0.000	0.000		0.028	-	-	0.000	0.000	0.000		0.068	-	-			0.016
1.700	0.000	0.000	0.000		0.045	-	10	0.000	0.000	0.000		0.091	-	15			0.000	0.000	0.000		0.074	-	-	0.000	0.000	0.000		0.118	-	-			0.017
1.800	0.000	0.000	0.000		0.016	-	-	0.075	0.075	0.075	0.075	0.075	50	15			0.000	0.000	0.000		0.145	-	-	0.000	0.000	0.000		0.182	-	-			0.018
1.900	0.000	0.000	0.000		0.005	-	-	0.000	0.000	0.000		0.031	-	-			0.000	0.000	0.000		0.234	-	-	0.000	0.000	0.000		0.258	-	-			0.019
2.000	0.000	0.000	0.000		0.001	-	-	0.000	0.000	0.000		0.017	-	-			0.000	0.000	0.000		0.331	-	-	0.000	0.000	0.000		0.344	-	-			0.020
2.200	0.000	0.000	0.000		0.001	-	-	0.000	0.000	0.000		0.004	-	-			0.000	0.000	0.000		0.530	-	-	0.000	0.000	0.000		0.532	-	-			0.022
2.400	0.000	0.000	0.000		0.001	-	-	0.000	0.000	0.000		0.001	-	-			0.000	0.000	0.000		0.730	-	-	0.000	0.000	0.000		0.730	-	-			0.024
2.600	0.000	0.000	0.000		0.001	-	-						-	-			0.000	0.000	0.000		0.930	-	-					-	-			0.026	
2.800	0.000	0.000	0.000		0.001	-	-						-	-			0.000	0.000	0.000		1.13	-	-					-	-			0.028	
3.000	0.000	0.000	0.000		0.002	-	-						-	-			0.000	0.000	0.000		1.33	-	-					-	-			0.030	
Totals:						0	17						50	90	10	30					0	0						0	4	0	0		
Number of Trades:						0							4		1						0.00							0		0			

## NATIONAL BANK (CR)

(Contract Size: 100 Securities, Exercise Style: American, Physical Delivery)

Call Options															Put Options																													
June 2019															July 2019															Other Months														
Exercise Price	Open price	Price max	Price min	Last price	Closing price	Volume	Open Interest	Open price	Price max	Price min	Last price	Closing price	Volume	Open Interest	Volume	Open Interest	Open price	Price max	Price min	Last price	Closing price	Volume	Open Interest	Open price	Price max	Price min	Last price	Closing price	Volume	Open Interest	Volume	Open Interest	Exercise Price											
0.050	0.000	0.000	0.000		2.43	-	-										0.000	0.000	0.000		0.003	-	-											0.001										
0.100	0.000	0.000	0.000		2.38	-	-										0.000	0.000	0.000		0.053	-	-											0.001										
0.150	0.000	0.000	0.000		2.33	-	-										0.000	0.000	0.000		0.191	-	-											0.002										
0.200	0.000	0.000	0.000		2.28	-	-										0.000	0.000	0.000		0.408	-	-											0.002										
0.250	0.000	0.000	0.000		2.23	-	-										0.000	0.000	0.000		0.700	-	-											0.003										
0.300	0.000	0.000	0.000		2.18	-	-										0.000	0.000	0.000		0.001	-	-											0.003										
0.350	0.000	0.000	0.000		2.13	-	-										0.000	0.000	0.000		0.002	-	-											0.004										
0.400	0.000	0.000	0.000		2.08	-	-										0.000	0.000	0.000		0.005	-	-											0.004										
0.450	0.000	0.000	0.000		2.03	-	-										0.000	0.000	0.000		0.001	-	-											0.005										
0.500	0.000	0.000	0.000		1.98	-	-										0.000	0.000	0.000		0.001	-	-											0.005										
0.550	0.000	0.000	0.000		1.93	-	-										0.000	0.000	0.000		0.001	-	-											0.006										
0.650	0.000	0.000	0.000		1.83	-	-										0.000	0.000	0.000		0.001	-	-											0.007										
0.700	0.000	0.000	0.000		1.78	-	-										0.000	0.000	0.000		0.001	-	-											0.007										
0.750	0.000	0.000	0.000		1.73	-	-										0.000	0.000	0.000		0.001	-	-											0.008										
0.800	0.000	0.000	0.000		1.68	-	-										0.000	0.000	0.000		0.001	-	-											0.008										
0.850	0.000	0.000	0.000		1.63	-	-										0.000	0.000	0.000		0.001	-	-											0.009										
0.900	0.000	0.000	0.000		1.58	-	-										0.000	0.000	0.000		0.002	-	-											0.009										
0.950	0.000	0.000	0.000		1.53	-	-										0.000	0.000	0.000		0.001	-	-											0.010										
1.000	0.000	0.000	0.000		1.48	-	-										0.000	0.000	0.000		0.001	-	-											0.010										
1.100	0.000	0.000	0.000		1.38	-	-										0.000	0.000	0.000		0.001	-	-											0.011										
1.200	0.000	0.000	0.000		1.28	-	-										0.000	0.000	0.000		0.001	-	-											0.012										
1.300	0.000	0.000	0.000		1.18	-	-										0.000	0.000	0.000		0.001	-	-											0.013										
1.400	0.000	0.000	0.000		1.08	-	-	0.000	0.000	0.000		1.08	-	-			0.000	0.000	0.000		0.001	-	-	0.000	0.000	0.000		0.002	-	-				0.014										
1.500	0.000	0.000	0.000		0.981	-	-	0.000	0.000	0.000		0.983	-	-			0.000	0.000	0.000		0.001	-	170	0.000	0.000	0.000		0.001	-	-				0.015										
1.600	0.000	0.000	0.000		0.881	-	-	0.000	0.000	0.000		0.883	-	-			0.000	0.000	0.000		0.004	-	-	0.000	0.000	0.000		0.002	-	-				0.016										
1.700	0.000	0.000	0.000		0.781	-	-	0.000	0.000	0.000		0.784	-	-			0.000	0.000	0.000		0.001	-	35	0.000	0.000	0.000		0.001	-	-				0.017										
1.800	0.000	0.000	0.000		0.681	-	-	0.000	0.000	0.000		0.685	-	-			0.000	0.000	0.000		0.001	-	-	0.000	0.000	0.000		0.002	-	-				0.018										
1.900	0.000	0.000	0.000		0.581	-	-	0.000	0.000	0.000		0.588	-	20			0.000	0.000	0.000		0.002	-	-	0.000	0.000	0.000		0.004	-	-				0.019										
2.000	0.000	0.000	0.000		0.481	-	5	0.000	0.000	0.000		0.494	-	-			0.000	0.000	0.000		0.001	-	-	0.000	0.000	0.000		0.010	-	-				0.020										
2.200	0.000	0.000	0.000		0.291	-	-	0.000	0.000	0.000		0.324	-	14			0.000	0.000	0.000		0.010	-	-	0.000	0.000	0.000		0.040	-	-				0.022										
2.400	0.000	0.000	0.000		0.136	-	-	0.000	0.000	0.000		0.191	-	90			0.000	0.000	0.000		0.055	-	-	0.000	0.000	0.000		0.106	-	-				0.024										
2.600	0.000	0.000	0.000		0.046	-	-	0.110	0.110	0.110	0.110	0.110	0.110	50	7		0.000	0.000	0.000		0.165	-	-	0.000	0.000	0.000		0.215	-	-				0.026										
2.800	0.000	0.000	0.000		0.011	-	-	0.030	0.030	0.030	0.030	0.030	0.030	50	-		0.000	0.000	0.000		0.330	-	-	0.000	0.000	0.000		0.362	-	-				0.028										
3.000	0.000	0.000	0.000		0.002	-	-	0.000	0.000	0.000		0.020	-	-			0.000	0.000	0.000		0.521	-	-	0.000	0.000	0.000		0.536	-	-				0.030										
3.200	0.000	0.000	0.000		0.001	-	-	0.000	0.000	0.000		0.007	-	-			0.000	0.000	0.000		0.720	-	-	0.000	0.000	0.000		0.724	-	-				0.032										
3.400	0.000	0.000	0.000		0.001	-	-	0.000	0.000	0.000		0.003	-	-			0.000	0.000	0.000		0.920	-	-	0.000	0.000	0.000		0.920	-	-				0.034										

NATIONAL BANK (CR)

(Contract Size: 100 Securities, Exercise Style: American, Physical Delivery)

	Call Options														Put Options																				
	June 2019				July 2019				Other Months		June 2019				July 2019				Other Months																
Exercise Price	Open price	Price max	Price min	Last price	Closing price	Volume	Open Interest	Open price	Price max	Price min	Last price	Closing price	Volume	Open Interest	Volume	Open Interest	Open price	Price max	Price min	Last price	Closing price	Volume	Open Interest	Open price	Price max	Price min	Last price	Closing price	Volume	Open Interest	Volume	Open Interest	Exercise Price		
Totals:						0	5						100	131		0	10						0	205						0	0		0	154	
Number of Trades:						0							4			0							0.00							0			0		



OPAP (CR)

(Contract Size: 100 Securities, Exercise Style: American, Physical Delivery)

Call Options																Put Options																		
Exercise Price	June 2019						July 2019						Other Months		June 2019						July 2019						Other Months		Exercise Price					
	Open price	Price max	Price min	Last price	Closing price	Volume	Open Interest	Open price	Price max	Price min	Last price	Closing price	Volume	Open Interest	Volume	Open Interest	Open price	Price max	Price min	Last price	Closing price	Volume	Open Interest	Open price	Price max	Price min	Last price	Closing price		Volume	Open Interest	Volume	Open Interest	
5.600	0.000	0.000	0.000		4.24	-	-									0.000	0.000	0.000		0.001	-	-											0.056	
6.000	0.000	0.000	0.000		3.84	-	-									0.000	0.000	0.000		0.001	-	-											0.060	
6.400	0.000	0.000	0.000		3.44	-	-	0.000	0.000	0.000		3.45	-	-		0.000	0.000	0.000		0.001	-	-	0.000	0.000	0.000		0.001	-	-			0.064		
6.800	0.000	0.000	0.000		3.04	-	-	0.000	0.000	0.000		3.05	-	-		0.000	0.000	0.000		0.002	-	-	0.000	0.000	0.000		0.002	-	-			0.068		
7.200	0.000	0.000	0.000		2.64	-	-	0.000	0.000	0.000		2.65	-	-		0.000	0.000	0.000		0.007	-	-	0.000	0.000	0.000		0.001	-	-			0.072		
7.600	0.000	0.000	0.000		2.24	-	-	0.000	0.000	0.000		2.25	-	-		0.000	0.000	0.000		0.001	-	-	0.000	0.000	0.000		0.001	-	-			0.076		
8.000	0.000	0.000	0.000		1.84	-	-	0.000	0.000	0.000		1.86	-	-		0.000	0.000	0.000		0.016	-	-	0.000	0.000	0.000		0.001	-	-			0.080		
8.400	0.000	0.000	0.000		1.44	-	-	0.000	0.000	0.000		1.46	-	-		0.000	0.000	0.000		0.002	-	-	0.000	0.000	0.000		0.005	-	-			0.084		
8.800	0.000	0.000	0.000		1.04	-	1	0.000	0.000	0.000		1.08	-	-		0.000	0.000	0.000		0.001	-	20	0.000	0.000	0.000		0.025	-	-			0.088		
9.200	0.000	0.000	0.000		0.650	-	-	0.000	0.000	0.000		0.737	-	-		0.000	0.000	0.000		0.007	-	40	0.000	0.000	0.000		0.079	-	-			0.092		
9.600	0.000	0.000	0.000		0.306	-	5	0.000	0.000	0.000		0.454	-	1		0.000	0.000	0.000		0.063	-	-	0.270	0.270	0.270	0.270	0.270	20	40			0.096		
10.000	0.000	0.000	0.000		0.093	-	-	0.000	0.000	0.000		0.250	-	-		0.000	0.000	0.000		0.249	-	-	0.000	0.000	0.000		0.392	-	-			0.100		
11.000	0.000	0.000	0.000		0.001	-	-	0.000	0.000	0.000		0.031	-	-		0.000	0.000	0.000		1.16	-	-	0.000	0.000	0.000		1.18	-	-			0.110		
12.000	0.000	0.000	0.000		0.001	-	-	0.000	0.000	0.000		0.002	-	-		0.000	0.000	0.000		2.16	-	-	0.000	0.000	0.000		2.16	-	-			0.120		
13.000	0.000	0.000	0.000		0.001	-	-	0.000	0.000	0.000		0.001	-	-		0.000	0.000	0.000		3.16	-	-	0.000	0.000	0.000		3.16	-	-			0.130		
14.000	0.000	0.000	0.000		0.001	-	-	0.000	0.000	0.000		0.001	-	-		0.000	0.000	0.000		4.16	-	-	0.000	0.000	0.000		4.16	-	-			0.140		
15.000	0.000	0.000	0.000		0.001	-	-	0.000	0.000	0.000		0.001	-	-		0.000	0.000	0.000		5.16	-	-	0.000	0.000	0.000		5.16	-	-			0.150		
Totals:						0	6					0	1	0	0					0	60										20	50	0	0
Number of Trades:						0						0		0						0.00											1		0	

OTE (CR)

(Contract Size: 100 Securities, Exercise Style: American, Physical Delivery)

Exercise Price	Call Options														Put Options																	
	June 2019						July 2019						Other Months		June 2019						July 2019						Other Months		Exercise Price			
	Open price	Price max	Price min	Last price	Closing price	Volume	Open Interest	Open price	Price max	Price min	Last price	Closing price	Volume	Open Interest	Volume	Open Interest	Open price	Price max	Price min	Last price	Closing price	Volume	Open Interest	Open price	Price max	Price min	Last price	Closing price		Volume	Open Interest	Volume
7.600	0.000	0.000	0.000	4.95	-	-	-	-	-	-	-	-	-	-	-	0.000	0.000	0.000	0.001	-	-	-	-	-	-	-	-	-		-	-	-
8.000	0.000	0.000	0.000	4.55	-	-	-	-	-	-	-	-	-	-	-	0.000	0.000	0.000	0.001	-	-	-	-	-	-	-	-	-	-	-	-	0.080
8.400	0.000	0.000	0.000	4.15	-	-	0.000	0.000	0.000	4.17	-	-	-	-	-	0.000	0.000	0.000	0.001	-	-	-	-	0.000	0.000	0.000	0.001	-	-	-	0.084	
8.800	0.000	0.000	0.000	3.75	-	-	0.000	0.000	0.000	3.77	-	-	-	-	-	0.000	0.000	0.000	0.001	-	-	-	-	0.000	0.000	0.000	0.001	-	-	-	0.088	
9.200	0.000	0.000	0.000	3.35	-	-	0.000	0.000	0.000	3.37	-	-	-	-	-	0.000	0.000	0.000	0.001	-	-	-	-	0.000	0.000	0.000	0.001	-	-	-	0.092	
9.600	0.000	0.000	0.000	2.95	-	-	0.000	0.000	0.000	2.97	-	-	-	-	-	0.000	0.000	0.000	0.001	-	-	-	-	0.000	0.000	0.000	0.001	-	-	-	0.096	
10.000	0.000	0.000	0.000	2.55	-	-	0.000	0.000	0.000	2.57	-	-	-	-	-	0.000	0.000	0.000	0.006	-	-	-	-	0.000	0.000	0.000	0.001	-	-	-	0.100	
11.000	0.000	0.000	0.000	1.56	-	-	0.000	0.000	0.000	1.58	-	-	-	-	-	0.000	0.000	0.000	0.001	-	50	-	-	0.000	0.000	0.000	0.012	-	-	-	0.110	
12.000	0.000	0.000	0.000	0.628	-	51	0.000	0.000	0.000	0.717	-	50	-	-	-	0.000	0.000	0.000	0.073	-	102	-	-	0.000	0.000	0.000	0.144	-	-	-	0.120	
13.000	0.000	0.000	0.000	0.108	-	30	0.000	0.000	0.000	0.201	-	-	-	-	-	0.000	0.000	0.000	0.553	-	-	-	-	0.000	0.000	0.000	0.629	-	-	-	0.130	
14.000	0.000	0.000	0.000	0.005	-	-	0.000	0.000	0.000	0.031	-	-	-	-	-	0.000	0.000	0.000	1.45	-	-	-	-	0.000	0.000	0.000	1.47	-	-	-	0.140	
15.000	0.000	0.000	0.000	0.001	-	-	0.000	0.000	0.000	0.003	-	-	-	-	-	0.000	0.000	0.000	2.45	-	-	-	-	0.000	0.000	0.000	2.45	-	-	-	0.150	
16.000	0.000	0.000	0.000	0.001	-	-	0.000	0.000	0.000	0.001	-	-	-	-	-	0.000	0.000	0.000	3.45	-	-	-	-	0.000	0.000	0.000	3.45	-	-	-	0.160	
17.000	0.000	0.000	0.000	0.001	-	-	0.000	0.000	0.000	0.001	-	-	-	-	-	0.000	0.000	0.000	4.45	-	-	-	-	0.000	0.000	0.000	4.45	-	-	-	0.170	
18.000	0.000	0.000	0.000	0.001	-	-	0.000	0.000	0.000	0.001	-	-	-	-	-	0.000	0.000	0.000	5.45	-	-	-	-	0.000	0.000	0.000	5.45	-	-	-	0.180	
Totals:						81						50		0	0						152							40		0		
Number of Trades:						0						0		0								0.00							0		0	

## PIRAEUS BANK (CR)

(Contract Size: 100 Securities, Exercise Style: American, Physical Delivery)

Call Options																	Put Options															
Exercise Price	June 2019						July 2019						Other Months		June 2019						July 2019				Other Months		Exercise Price					
	Open price	Price max	Price min	Last price	Closing price	Volume	Open Interest	Open price	Price max	Price min	Last price	Closing price	Volume	Open Interest	Volume	Open Interest	Open price	Price max	Price min	Last price	Closing price	Volume	Open Interest	Open price	Price max	Price min		Last price	Closing price	Volume	Open Interest	Volume
0.300	0.000	0.000	0.000		2.88	-	-										0.000	0.000	0.000		0.001	-	-									0.003
0.350	0.000	0.000	0.000		2.83	-	-										0.000	0.000	0.000		0.001	-	-									0.004
0.400	0.000	0.000	0.000		2.78	-	-										0.000	0.000	0.000		0.001	-	-									0.004
0.450	0.000	0.000	0.000		2.73	-	-										0.000	0.000	0.000		0.001	-	-									0.005
0.500	0.000	0.000	0.000		2.68	-	-										0.000	0.000	0.000		0.002	-	-									0.005
0.550	0.000	0.000	0.000		2.63	-	-										0.000	0.000	0.000		0.001	-	-									0.006
0.600	0.000	0.000	0.000		2.58	-	-										0.000	0.000	0.000		0.001	-	-									0.006
0.650	0.000	0.000	0.000		2.53	-	-										0.000	0.000	0.000		0.001	-	-									0.007
0.700	0.000	0.000	0.000		2.48	-	-										0.000	0.000	0.000		0.001	-	-									0.007
0.750	0.000	0.000	0.000		2.43	-	-										0.000	0.000	0.000		0.001	-	-									0.008
0.800	0.000	0.000	0.000		2.38	-	-										0.000	0.000	0.000		0.001	-	-									0.008
0.850	0.000	0.000	0.000		2.33	-	-										0.000	0.000	0.000		0.001	-	-									0.009
0.900	0.000	0.000	0.000		2.28	-	-										0.000	0.000	0.000		0.001	-	-									0.009
0.950	0.000	0.000	0.000		2.23	-	-	0.000	0.000	0.000		2.23	-	-			0.000	0.000	0.000		0.001	-	-	0.000	0.000	0.000		0.001	-	-		0.010
1.000	0.000	0.000	0.000		2.18	-	-	0.000	0.000	0.000		2.18	-	-			0.000	0.000	0.000		0.001	-	-	0.000	0.000	0.000		0.001	-	-		0.010
1.100	0.000	0.000	0.000		2.08	-	-	0.000	0.000	0.000		2.08	-	-			0.000	0.000	0.000		0.001	-	-	0.000	0.000	0.000		0.004	-	-		0.011
1.200	0.000	0.000	0.000		1.98	-	-	0.000	0.000	0.000		1.98	-	-			0.000	0.000	0.000		0.004	-	-	0.000	0.000	0.000		0.010	-	-		0.012
1.300	0.000	0.000	0.000		1.88	-	-	0.000	0.000	0.000		1.88	-	-			0.000	0.000	0.000		0.011	-	-	0.000	0.000	0.000		0.002	-	-		0.013
1.400	0.000	0.000	0.000		1.78	-	-	0.000	0.000	0.000		1.78	-	25			0.000	0.000	0.000		0.024	-	-	0.000	0.000	0.000		0.001	-	-		0.014
1.500	0.000	0.000	0.000		1.68	-	-	0.000	0.000	0.000		1.68	-	-			0.000	0.000	0.000		0.047	-	-	0.000	0.000	0.000		0.001	-	-		0.015
1.600	0.000	0.000	0.000		1.58	-	-	0.000	0.000	0.000		1.58	-	4			0.000	0.000	0.000		0.002	-	-	0.000	0.000	0.000		0.001	-	-		0.016
1.700	0.000	0.000	0.000		1.48	-	40	0.000	0.000	0.000		1.48	-	-			0.000	0.000	0.000		0.001	-	-	0.000	0.000	0.000		0.003	-	-		0.017
1.800	0.000	0.000	0.000		1.38	-	-	0.000	0.000	0.000		1.38	-	-			0.000	0.000	0.000		0.002	-	-	0.000	0.000	0.000		0.001	-	-		0.018
1.900	0.000	0.000	0.000		1.28	-	-	0.000	0.000	0.000		1.28	-	-			0.000	0.000	0.000		0.006	-	-	0.000	0.000	0.000		0.001	-	-		0.019
2.000	0.000	0.000	0.000		1.18	-	-	0.000	0.000	0.000		1.18	-	-			0.000	0.000	0.000		0.001	-	-	0.000	0.000	0.000		0.001	-	-		0.020
2.200	0.000	0.000	0.000		0.981	-	-	0.000	0.000	0.000		0.989	-	-			0.000	0.000	0.000		0.001	-	-	0.000	0.000	0.000		0.004	-	-		0.022
2.400	0.000	0.000	0.000		0.781	-	-	0.000	0.000	0.000		0.800	-	35			0.000	0.000	0.000		0.005	-	-	0.000	0.000	0.000		0.015	-	-		0.024
2.600	0.000	0.000	0.000		0.581	-	-	0.000	0.000	0.000		0.624	-	-			0.000	0.000	0.000		0.001	-	-	0.000	0.000	0.000		0.039	-	-		0.026
2.800	0.000	0.000	0.000		0.386	-	10	0.000	0.000	0.000		0.468	-	10			0.000	0.000	0.000		0.005	-	-	0.000	0.000	0.000		0.083	-	-		0.028
3.000	0.000	0.000	0.000		0.213	-	-	0.000	0.000	0.000		0.336	-	13			0.000	0.000	0.000		0.032	-	-	0.000	0.000	0.000		0.150	-	-		0.030
3.200	0.000	0.000	0.000		0.091	-	-	0.000	0.000	0.000		0.232	-	4			0.000	0.000	0.000		0.110	-	-	0.000	0.000	0.000		0.247	-	-		0.032
3.400	0.000	0.000	0.000		0.028	-	-	0.150	0.160	0.150	0.160	0.160	60	-			0.000	0.000	0.000		0.247	-	-	0.000	0.000	0.000		0.369	-	-		0.034
3.600	0.000	0.000	0.000		0.007	-	-	0.000	0.000	0.000		0.100	-	-			0.000	0.000	0.000		0.426	-	-	0.000	0.000	0.000		0.514	-	-		0.036
3.800	0.000	0.000	0.000		0.001	-	-	0.000	0.000	0.000		0.062	-	-			0.000	0.000	0.000		0.620	-	-	0.000	0.000	0.000		0.676	-	-		0.038
4.000	0.000	0.000	0.000		0.001	-	-	0.000	0.000	0.000		0.037	-	-			0.000	0.000	0.000		0.820	-	-	0.000	0.000	0.000		0.852	-	-		0.040
4.400						-	-	0.000	0.000	0.000		0.012	-	-								-	-	0.000	0.000	0.000		1.23	-	-		0.044

PIRAEUS BANK (CR)

(Contract Size: 100 Securities, Exercise Style: American, Physical Delivery)

	Call Options														Put Options																		
	June 2019				July 2019				Other Months		June 2019				July 2019				Other Months														
Exercise Price	Open price	Price max	Price min	Last price	Closing price	Volume	Open Interest	Open price	Price max	Price min	Last price	Closing price	Volume	Open Interest	Volume	Open Interest	Open price	Price max	Price min	Last price	Closing price	Volume	Open Interest	Open price	Price max	Price min	Last price	Closing price	Volume	Open Interest	Volume	Open Interest	Exercise Price
Totals:						0	50						60	91	0	10						0	0						0	22	0	0	
Number of Trades:						0							3		0							0.00							0		0		

PPC (CR)

(Contract Size: 100 Securities, Exercise Style: American, Physical Delivery)

Call Options														Put Options																			
Exercise Price	June 2019							July 2019							Other Months		June 2019							July 2019							Other Months		Exercise Price
	Open price	Price max	Price min	Last price	Closing price	Volume	Open Interest	Open price	Price max	Price min	Last price	Closing price	Volume	Open Interest	Volume	Open Interest	Open price	Price max	Price min	Last price	Closing price	Volume	Open Interest	Open price	Price max	Price min	Last price	Closing price	Volume	Open Interest	Volume	Open Interest	
0.850	0.000	0.000	0.000		1.28	-	-									0.000	0.000	0.000		0.001	-	-											0.009
0.900	0.000	0.000	0.000		1.23	-	-	0.000	0.000	0.000		1.23	-	-		0.000	0.000	0.000		0.001	-	-	0.000	0.000	0.000		0.007	-	-			0.009	
0.950	0.000	0.000	0.000		1.18	-	-	0.000	0.000	0.000		1.18	-	-		0.000	0.000	0.000		0.002	-	-	0.000	0.000	0.000		0.001	-	-			0.010	
1.000	0.000	0.000	0.000		1.13	-	-	0.000	0.000	0.000		1.13	-	-		0.000	0.000	0.000		0.004	-	-	0.000	0.000	0.000		0.003	-	-			0.010	
1.100	0.000	0.000	0.000		1.03	-	-	0.000	0.000	0.000		1.03	-	-		0.000	0.000	0.000		0.002	-	-	0.000	0.000	0.000		0.003	-	-			0.011	
1.200	0.000	0.000	0.000		0.930	-	-	0.000	0.000	0.000		0.932	-	-		0.000	0.000	0.000		0.001	-	-	0.000	0.000	0.000		0.002	-	-			0.012	
1.300	0.000	0.000	0.000		0.831	-	10	0.000	0.000	0.000		0.833	-	1		0.000	0.000	0.000		0.001	-	27	0.000	0.000	0.000		0.001	-	-			0.013	
1.400	0.730	0.730	0.730	0.730	0.730	40	70	0.000	0.000	0.000		0.733	-	-		0.000	0.000	0.000		0.001	-	10	0.000	0.000	0.000		0.003	-	-			0.014	
1.500	0.000	0.000	0.000		0.631	-	-	0.000	0.000	0.000		0.633	-	-		0.000	0.000	0.000		0.001	-	-	0.000	0.000	0.000		0.002	-	-			0.015	
1.600	0.000	0.000	0.000		0.531	-	-	0.000	0.000	0.000		0.534	-	-		0.000	0.000	0.000		0.003	-	-	0.000	0.000	0.000		0.001	-	-			0.016	
1.700	0.000	0.000	0.000		0.432	-	-	0.000	0.000	0.000		0.437	-	-		0.000	0.000	0.000		0.001	-	-	0.000	0.000	0.000		0.003	-	-			0.017	
1.800	0.000	0.000	0.000		0.335	-	-	0.000	0.000	0.000		0.344	-	-		0.000	0.000	0.000		0.004	-	-	0.000	0.000	0.000		0.010	-	-			0.018	
1.900	0.000	0.000	0.000		0.244	-	-	0.000	0.000	0.000		0.258	-	5		0.000	0.000	0.000		0.014	-	-	0.000	0.000	0.000		0.025	-	-			0.019	
2.000	0.000	0.000	0.000		0.165	-	-	0.180	0.180	0.180	0.180	0.180	5	5		0.000	0.000	0.000		0.035	-	-	0.000	0.000	0.000		0.051	-	-			0.020	
2.200	0.000	0.000	0.000		0.058	-	-	0.101	0.102	0.101	0.102	0.102	60	195		0.000	0.000	0.000		0.127	-	-	0.000	0.000	0.000		0.145	-	-			0.022	
2.400	0.000	0.000	0.000		0.014	-	-	0.000	0.000	0.000		0.027	-	10		0.000	0.000	0.000		0.283	-	-	0.000	0.000	0.000		0.294	-	-			0.024	
2.600	0.000	0.000	0.000		0.002	-	-	0.000	0.000	0.000		0.008	-	-		0.000	0.000	0.000		0.472	-	-	0.000	0.000	0.000		0.475	-	-			0.026	
2.800	0.000	0.000	0.000		0.001	-	-	0.000	0.000	0.000		0.002	-	-		0.000	0.000	0.000		0.670	-	-	0.000	0.000	0.000		0.670	-	-			0.028	
3.000	0.000	0.000	0.000		0.001	-	-	0.000	0.000	0.000		0.001	-	-		0.000	0.000	0.000		0.870	-	-	0.000	0.000	0.000		0.870	-	-			0.030	
3.200	0.000	0.000	0.000		0.001	-	-	0.000	0.000	0.000		0.001	-	-		0.000	0.000	0.000		1.07	-	-	0.000	0.000	0.000		1.07	-	-			0.032	
Totals:						40	80					65	216	10	0					40	37									0	2	0	0
Number of Trades:						1						6		1						0.00									0		0		

Lending Products	Underlying Title	Multilateral Transactions[1]					Bilateral Transactions[2]		Stock Borrowing through OTC (volume)[3]
		Open Interest[5]	Volume(Offered)	Average Weighted	Transactions volume	Average Weighted	Transactions Volume	Average Weighted	Transactions Volume
ADMIEBOR	ADMIE (IPTO) HOLDING S.A. (CR)	---	---	---	---	---	---	4,312	
AEGNBOR	AEGEAN AIRLINES (CR)	400	---	---	---	---	---	6,830	
ALPHABOR	ALPHA BANK (CR)	5,567	---	---	---	---	---	31,790,001	
ALMYBOR	ALUMIL (CR)	---	---	---	---	---	---	---	
TATTBOR	ATTICA BANK S.A. (CR)	---	---	---	---	160,000	0.01%	370	
EEEBOR	CC HBC AG (CR)	2,422	---	---	---	---	---	70,546	
CENERBOR	CENERGY HOLDINGS (CB)	---	---	---	---	---	---	---	
ELLAKTORBOR	ELLAKTOR (CR)	4,951	---	---	---	---	---	1,898	
EUROBBOR	EUROBANK ERGASIAS (CR)	80,977	---	---	---	---	---	89,027,066	
EYDAPBOR	EYDAP S.A. (CR)	6,124	---	---	602	2.93%	---	168,799	
FFGRPBOR	FOLLI FOLLIE (CR)	---	---	---	---	---	---	1,331,265	
FOYRKBOR	FOURLIS (CR)	3,859	---	---	---	---	---	25,886	
GEKTERNABOR	GEK TERNA (CR)	---	---	---	---	---	---	24,493	
SARBOR	GR. SARANTIS S.A. (CR)	---	---	---	25	2.67%	---	35,722	
EXAEBOR	HELLENIC EXCHANGES-A.S.E. (CR)	1,600	---	---	---	---	---	133,565	
ELPEBOR	HELLENIC PETROLEUM (CR)	9,100	---	---	---	---	---	51,983	
INTRKBOR	INTRACOM HOLDINGS (CR)	300	---	---	---	---	---	---	
INLOTBOR	INTRALOT (CR)	20,886	---	---	---	---	---	495,912	
BELABOR	JUMBO SA (CR)	1,700	---	---	---	---	---	77,208	
LAMDABOR	LAMDA DEVELOPMENT SA (CR)	418	---	---	---	---	---	5,000	
MIGBOR	MARFIN INVESTMENT GROUP (CR)	---	---	---	---	---	---	744,474	
MOHBOR	MOTOR OIL (CR)	3,729	---	---	500	2.97%	---	43,134	
MYTILBOR	MYTILINEOS HOLDINGS (CR)	1,500	---	---	---	---	---	75,762	
ETEBOR	NATIONAL BANK (CR)	35,791	---	---	---	---	---	28,130,641	
OPAPBOR	OPAP (CR)	3,838	---	---	---	---	---	1,246,668	
HTOBOR	OTE (CR)	3,000	---	---	---	---	---	522,090	
PPABOR	P.P.A. S.A. (CR)	---	---	---	---	---	---	2,901	
TPEIRBOR	PIRAEUS BANK (CR)	---	---	---	---	---	---	24,877,548	
PLAISBOR	PLAISIO COMPUTERS SA (CR)	---	---	---	---	---	---	---	
PPCBOR	PPC (CR)	16,000	---	---	---	---	---	6,664,293	
QUALBOR	QUALITY & RELIABILITY SA (CR)	---	---	---	---	---	---	---	

## Stock Lending Notes

[1] - Multilateral contracts Lending or Borrowing as per Methods 8-1, 8-2 and 8-3-3 (According to ATHEX BoD Resolution No.17)

[2] - Bilateral Contracts Lending or Borrowing as per Methods 8-3-1 and 8-3-2 (According to ATHEX BoD Resolution No.20 )

[3] - The information concerning OTC Stock Borrowing Transactions is based on the statements of the Dematerialised Securities System (DSS) operators involved and refers to volumes that have been registered up until the previous working day.

[4] - Average Price (Volume weighted)

[5] - The Data concerning Open Interest before the start of trading session

Lending Products	Underlying Title	Open Interest[5]	Multilateral Transactions[1]				Bilateral Transactions[2]		Stock Borrowing through OTC (volume)[3]
			Volume(Offered)	Average Weighted	Transactions volume	Average Weighted	Transactions Volume	Average Weighted	Transactions Volume
TENERGYBOR	TERNA ENERGY (CR)	---	---	---	---	---	---	19,403	
TITKBOR	TITAN CEMENT (CR)	500	---	---	---	---	---	20,166	
VIORBOR	VIOTALCO SA/NV (CB)	5,838	---	---	5,652	2.78%	---	---	

## Stock Lending Notes

[1] - Multilateral contracts Lending or Borrowing as per Methods 8-1, 8-2 and 8-3-3 (According to ATHEX BoD Resolution No.17)

[2] - Bilateral Contracts Lending or Borrowing as per Methods 8-3-1 and 8-3-2 (According to ATHEX BoD Resolution No.20 )

[3] - The information concerning OTC Stock Borrowing Transactions is based on the statements of the Dematerialised Securities System (DSS) operators involved and refers to volumes that have been registered up until the previous working day.

[4] - Average Price (Volume weighted)

[5] - The Data concerning Open Interest before the start of trading session

## Sectors codification for listed companies

533	-	Exploration & Production	537	-	Integrated Oil & Gas
1353	-	Commodity Chemicals	1357	-	Specialty Chemicals
1753	-	Aluminum	1755	-	Nonferrous Metals
1757	-	Steel	1775	-	General Mining
2353	-	Building Materials & Fixtures	2357	-	Heavy Construction
2723	-	Containers & Packaging	2727	-	Diversified Industrials
2733	-	Electrical Components & Equipment	2753	-	Commercial Vehicles & Trucks
2757	-	Industrial Machinery	2773	-	Marine Transportation
2777	-	Transportation Services	2791	-	Business Support Services
2797	-	Industrial Suppliers	3535	-	Distillers & Vintners
3537	-	Soft Drinks	3573	-	Farming Fishing & Plantations
3577	-	Food Products	3722	-	Durable Household Products
3726	-	Furnishings	3728	-	Home Construction
3747	-	Toys	3763	-	Clothing & Accessories
3765	-	Footwear	3767	-	Personal Products
3785	-	Tobacco	4533	-	Health Care Providers
4535	-	Medical Equipment	4577	-	Pharmaceuticals
5337	-	Food Retailers & Wholesalers	5371	-	Apparel Retailers
5373	-	Broadline Retailers	5375	-	Home Improvement Retailers
5379	-	Specialty Retailers	5553	-	Broadcasting & Entertainment
5555	-	Media Agencies	5557	-	Publishing
5751	-	Airlines	5752	-	Gambling
5753	-	Hotels	5755	-	Recreational Services
5757	-	Restaurants & Bars	5759	-	Travel & Tourism
6535	-	Fixed Line Telecommunications	6575	-	Mobile Telecommunications
7535	-	Conventional Electricity	7537	-	Alternative Electricity
7577	-	Water	8355	-	Banks
8534	-	Insurance Brokers	8536	-	Property & Casualty Insurance
8633	-	Real Estate Holding & Development	8637	-	Real Estate Services
8671	-	Industrial & Office REITs	8674	-	Diversified REITs
8675	-	Specialty REITs	8775	-	Specialty Finance
8777	-	Investment Services	8985	-	Equity Investment Instruments
9533	-	Computer Services	9535	-	Internet
9537	-	Software	9572	-	Computer Hardware
9574	-	Electronic Office Equipment	9578	-	Telecommunications Equipment
12003	-	ETF			





**ATHEX**  
Athens Stock Exchange

Λεωφ. Αθηνών 110 104 42 Αθήνα  
110, Athinon Ave. GR 104 42 Athens  
tel. (+30)210-33.66.800, fax (+30)210-33.66.101  
[www.athexgroup.gr](http://www.athexgroup.gr)