

19

**Ημερήσιο Δελτίο  
Συναλλακτικής Δραστηριότητας**

Daily Official List  
of Trading Activity

Tuesday, 11 June, 2019

Year: 140 Trading Day No: 108



**ATHEXGROUP**  
Athens Exchange Group

**Disclaimer:**

Hellenic Exchanges-Athens Stock Exchange S.A endeavours to ensure that the data and other material ("Information") presented on the Daily Official List are accurate and complete, but it is not liable for any errors or omissions of data or /and for the accuracy, credibility, updating and completeness of the aforesaid information nor it has any liability arising directly or indirectly from the use of the above Information.

The Company is not liable for the accuracy of the data included in listed companies' announcements. Only the sender of such an announcement is fully and solely liable for any infringement of third party's rights from the content of such announcement. All contents of the Daily Official List are provided only for information purposes and do not constitute investment advice or solicitation to invest in securities or other products listed for trading on the Exchange.

You acknowledge and agree that the Company is the owner of any property rights related to any Information appearing on the Daily Official List including intellectual property rights copyright, trademarks, etc.

The above data are a property of the Hellenic Exchanges-Athens Exchange and are copyright protected. Users are forbidden to reproduce, modify, copy, sale, transmit or redistribute, by all reproduction means and methods, part or the whole of the above data, without reference to their source.

The commercial exploitation of these data is, also, forbidden by third parties. Hellenic Exchanges-Athens Exchange does not carry any responsibility, direct or indirect, derived from usage or accidental alteration of the above data when used by third parties.

---

**Hellenic Exchanges – Athens Stock Exchange S.A.**

110 Athinon Ave., 10442 Athens, Tel: (210) 33.66.800, Fax: (210) 32.13.938

[www.athexgroup.gr](http://www.athexgroup.gr)

---

**Thessalonica Stock Exchange Center (T.S.E.C)**

16-18 Katouni Str., Thessalonica 546 25 Tel: (2310) 567.667, Fax: (2310) 530.545

**Athex Members Guarantee Fund**

14-16 Fidiou Str., Athens 106 78, Tel: (210) 33.04.682, Fax: (210) 33.04.155

**Hellenic Republic Capital Market Commission**

1 Kolokotroni Str. & 1 Stadiou Str., Athens 10562 Tel: (210) 33.77.100 Fax: (210) 33.77.173

---

**Table of Contents**

---

**Section 1: Statistical Figures of Securities, Derivatives and Lending**

Summary of Markets

Athex Indices

Analytic Figures for Athex Market's Boards and Categories

Trading Details by Athex Sectors and Financial Instruments (ETFs)

Top 10 best &amp; worst performing Shares

Derivatives Summary

**Section 2: Analytic Figures of Shares Transactions**

Analytic Figures of Shares Transactions

Shares' Notes

**Section 3: Figures of Securities Transactions**

Securities Blocks Details

Shares Rights Details

Stock Borrowing

Securities Forced Sales

Forced Sales Registered Shares

Exchange Traded Funds (ETFs) Characteristics

**Section 5: Bonds traded in Fixed Income Assets Market**

Convertible Corporate Bonds - Regulated Market

Non Convertible Corporate Bonds - Regulated Market

Government Bonds

Treasury Bills &amp; Zero Coupon Government Bonds

Government Bonds Traded with the Open Outcry Method

State Banks Bonds

**Section 6: Additional Infos**

Athex &amp; ATHEXClear Members List

List of Stocks under Market Making operations

**Section 7: Derivatives Market Analytic Figures**

Index Futures

Stock Futures

Index Options

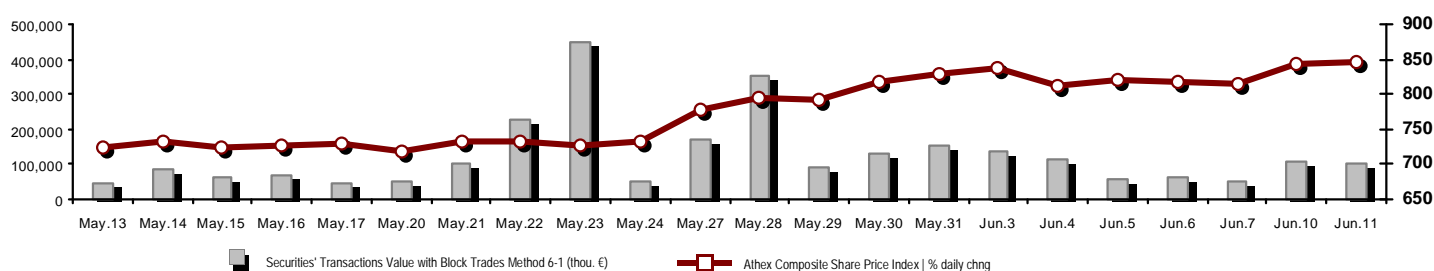
Stock Options

Stock Lending Analytic Figures

**Appendix A: Sectors codification for listed companies**

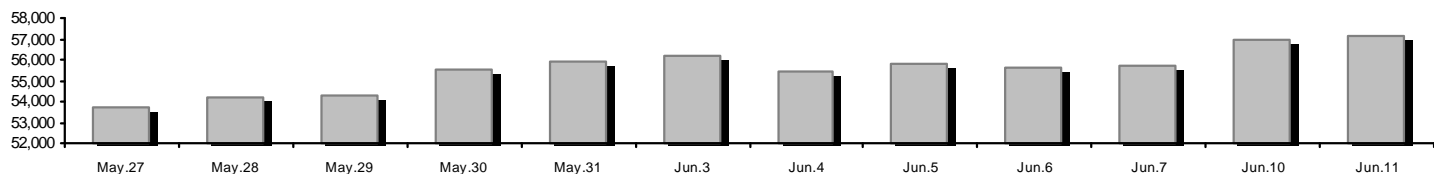
## Summary of Markets

Athex Composite Share Price Index vs Shares and Derivatives Transactions Value

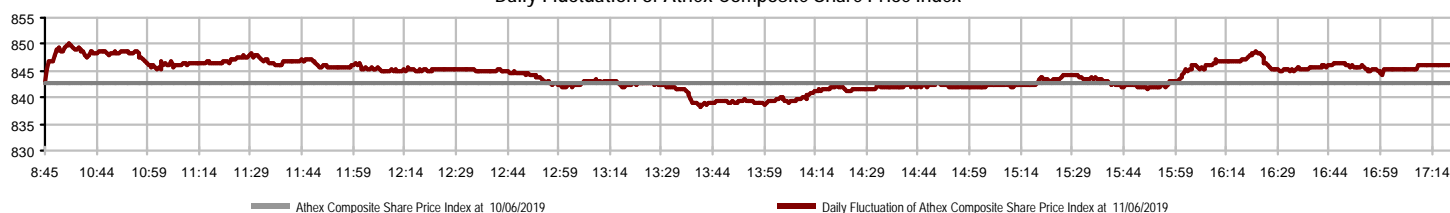


Athex Capitalisation (mill. €) **:	57,154.09		Derivatives Total Open Interest	423,501
Daily change: mill. €   %	193.38	0.34%	in Index Futures   % daily chng	11,732 7.77%
Yearly Avg Capitalisation: mill. €   % chng prev year Avg	50,495.88	-3.13%	in Stock Futures   % daily chng	403,915 2.82%
Athex Composite Share Price Index   % daily chng	845.95	0.38%	in Index Options   % daily chng	6,352 6.45%
Athex Composite Share Price Index Capitalisation (mill. €)	52,032.28		in Stock Options   % daily chng	1,502 1.14%
Daily change (mill. €)	202.27			
Securities' Transactions Value with Block Trades Method 6-1 (t)	101,328.24		Derivatives Contracts Volume:	108,835
Daily change: %	-6,023.86	-5.61%	Daily change: pieces   %	46,871 75.64%
YtD Avg Trans. Value: thou. €   % chng prev year Avg	63,805.86	16.18%	YtD Avg Derivatives Contracts % chng prev year Avg	42,575 -23.99%
Blocks Transactions Value of Method 6-1 (thou. €)	18,054.76		Derivatives Trades Number:	3,757
Blocks Transactions Value of Method 6-2 & 6-3 (thou. €)	365.62		Daily change: number   %	-900 -19.33%
Bonds Transactions Value (thou.€)	758.23		YtD Avg Trades number % chng prev year Avg	2,884 6.37%
Securities' Transactions Volume with Block Trades Method 6-1 (tho)	45,189.61		Lending Total Open Interest	254,000
Daily change: thou. pieces   %	-9,514.45	-17.39%	Daily change: pieces   %	-3,468 -1.35%
YtD Avg Volume: % chng prev year Avg	35,541.94	-4.33%	Lending Volume (Multilateral/Bilateral)	103,000
Blocks Transactions Volume of Method 6-1 (thou. Pieces)	7,633.17		Daily change: pieces   %	81,968
Blocks Transactions Volume of Method 6-2 & 6-3 (thou. Pieces)	36.87		Multilateral Lending	3,000
Bonds Transactions Volume	730,000		Bilateral Lending	100,000
Securities' Trades Number with Block Trades Method 6-1	43,292		Lending Trades Number:	10
Daily change: number   %	2,686	6.61%	Daily change: %	-18
YtD Avg Trades number % chng prev year Avg	25,141	23.67%	Multilateral Lending Trades Number	6
Number of Blocks Method 6-1	20		Bilateral Lending Trades Number	4
Number of Blocks Method 6-2 & 6-3	3			
Number of Bonds Transactions	43			

Athex Capitalisation (mill. €) \*\*



Daily Fluctuation of Athex Composite Share Price Index



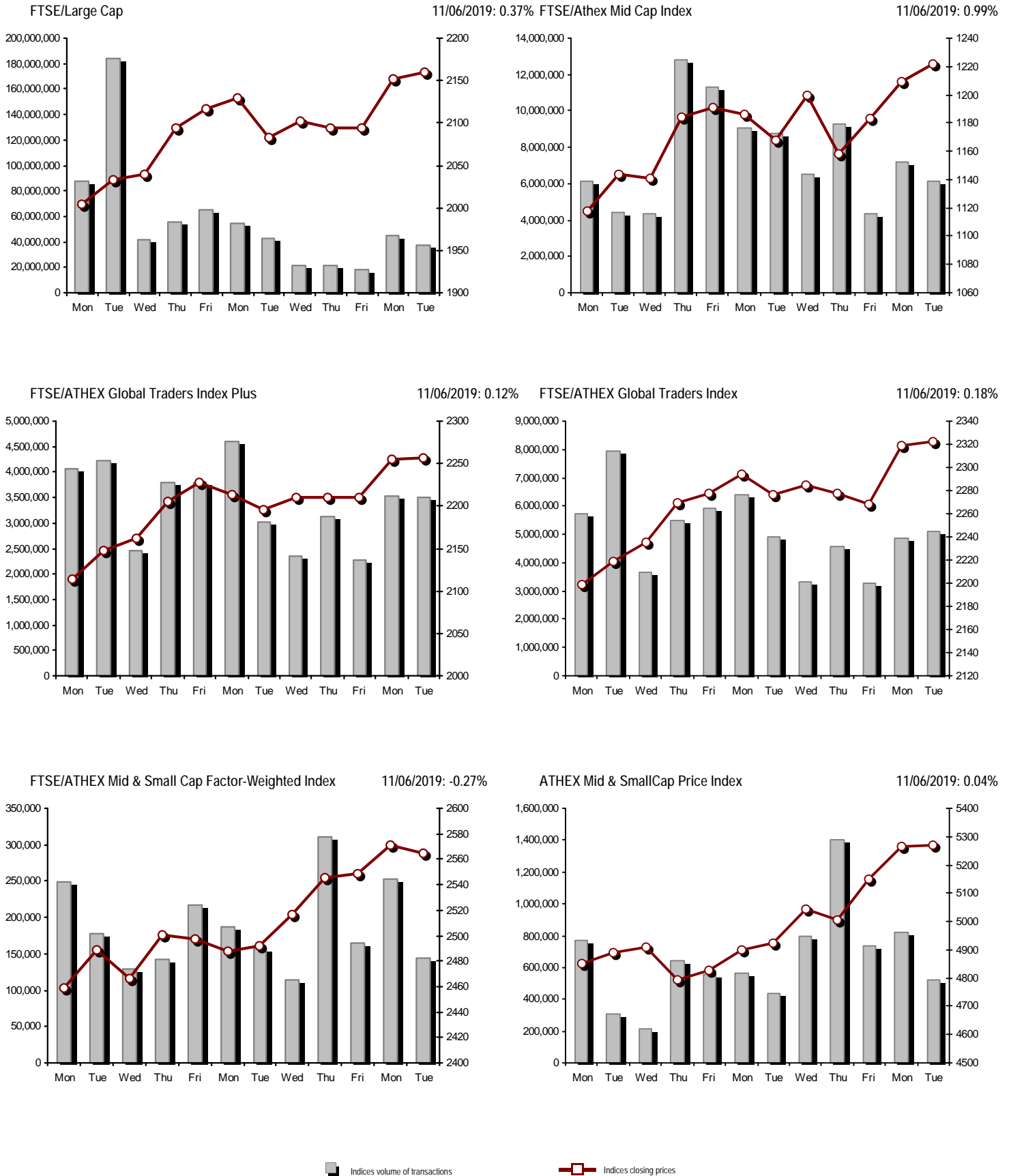
## Athex Indices

Index name	11/06/2019	10/06/2019	pts.	%	Min	Max	Year min	Year max	Year change
Athex Composite Share Price Index	845.95 #	842.76	3.19	0.38%	838.17	850.09	600.12	850.09	37.93% #
FTSE/Athex Large Cap	2,160.05 #	2,152.04	8.01	0.37%	2,143.57	2,168.98	1,580.73	2,168.98	34.30% #
FTSE/Athex Mid Cap Index	1,221.33 #	1,209.34	11.99	0.99%	1,205.84	1,224.41	945.49	1,232.32	25.25% #
FTSE/ATHEX-CSE Banking Index	596.15 #	592.08	4.07	0.69%	592.08	604.50	275.15	605.12	79.16% #
FTSE/ATHEX Global Traders Index Plus	2,256.94 #	2,254.30	2.64	0.12%	2,229.43	2,264.79	1,947.04	2,278.12	13.16% #
FTSE/ATHEX Global Traders Index	2,322.43 #	2,318.35	4.08	0.18%	2,293.54	2,328.79	1,866.67	2,328.79	22.40% #
FTSE/ATHEX Mid & Small Cap Factor-Weighted Ind	2,564.69 €	2,571.56	-6.87	-0.27%	2,551.06	2,575.91	2,173.67	2,575.91	15.78% #
ATHEX Mid & SmallCap Price Index	5,269.89 #	5,267.52	2.37	0.04%	5,184.94	5,288.69	3,914.71	5,288.69	33.01% #
FTSE/Athex Market Index	535.46 #	533.39	2.07	0.39%	531.34	537.62	392.32	537.62	34.14% #
FTSE Med Index	4,452.02 #	4,393.21	58.81	1.34%			3,966.78	4,622.42	12.29% #
Athex Composite Index Total Return Index	1,346.55 #	1,341.05	5.50	0.41%	1,334.17	1,353.14	952.47	1,353.14	38.34% #
FTSE/Athex Large Cap Total Return	3,083.87 #	3,072.43	11.44	0.37%			2,321.35	3,083.87	31.79% #
FTSE/ATHEX Large Cap Net Total Return	948.39 #	944.66	3.73	0.39%	941.16	952.31	692.89	952.31	34.52% #
FTSE/Athex Mid Cap Total Return	1,479.37 #	1,464.85	14.52	0.99%			1,180.35	1,498.06	22.93% #
FTSE/ATHEX-CSE Banking Total Return Index	521.05 #	517.49	3.56	0.69%			265.40	523.36	66.22% #
Hellenic Mid & Small Cap Index	1,144.19 #	1,142.28	1.91	0.17%	1,130.87	1,147.42	884.70	1,147.42	26.20% #
FTSE/Athex Banks	787.66 #	782.28	5.38	0.69%	782.28	798.69	363.54	799.51	79.16% #
FTSE/Athex Financial Services	1,042.30 #	1,040.54	1.76	0.17%	1,029.77	1,055.32	744.92	1,071.39	33.58% #
FTSE/Athex Industrial Goods & Services	2,650.90 €	2,651.07	-0.17	-0.01%	2,615.12	2,662.91	1,884.26	2,662.91	38.83% #
FTSE/Athex Retail	67.52 €	69.24	-1.72	-2.48%	66.79	69.24	58.44	72.19	12.70% #
FTSE/ATHEX Real Estate	5,036.10 #	4,762.84	273.26	5.74%	4,701.30	5,067.85	2,928.70	5,067.85	66.76% #
FTSE/Athex Personal & Household Goods	8,685.92 €	8,759.73	-73.81	-0.84%	8,582.75	8,770.88	6,649.54	8,779.78	26.28% #
FTSE/Athex Food & Beverage	12,268.04 #	12,191.45	76.59	0.63%	12,191.20	12,345.80	10,000.70	12,497.46	21.34% #
FTSE/Athex Basic Resources	4,528.24 €	4,653.64	-125.40	-2.69%	4,485.26	4,703.89	3,146.82	4,703.89	38.02% #
FTSE/Athex Construction & Materials	2,669.19 €	2,677.11	-7.92	-0.30%	2,643.15	2,689.53	2,437.75	2,788.56	3.37% #
FTSE/Athex Oil & Gas	5,361.61 #	5,355.45	6.16	0.12%	5,266.89	5,379.20	4,612.01	5,397.79	10.32% #
FTSE/Athex Chemicals	9,232.84 €	9,448.56	-215.72	-2.28%	9,189.69	9,577.99	7,722.79	11,217.47	12.93% #
FTSE/Athex Travel & Leisure	1,687.35 #	1,679.13	8.22	0.49%	1,653.69	1,687.35	1,309.57	1,687.35	27.53% #
FTSE/Athex Technology	936.02 #	922.52	13.50	1.46%	916.27	938.81	692.80	960.92	31.98% #
FTSE/Athex Telecommunications	3,435.21 #	3,424.20	11.01	0.32%	3,391.17	3,470.99	2,614.94	3,490.26	31.09% #
FTSE/Athex Utilities	2,438.15 #	2,432.36	5.79	0.24%	2,411.97	2,449.57	1,729.19	2,449.57	38.61% #
Athex All Share Index	201.58 #	200.89	0.69	0.34%	201.58	201.58	157.01	201.58	27.57% #
Hellenic Corporate Bond Index	117.89 #	117.66	0.23	0.19%			116.31	118.96	1.33% #
Hellenic Corporate Bond Price Index	95.51 #	95.35	0.16	0.16%			95.04	96.93	-0.30% €

Note 1: FTSE/Med 100, Hellenic Corporate Bond Price Index and Hellenic Corporate Bond Index closing prices refer to the previous trading day of 07/06/2019.

Note 2: The Hellenic Mid & Small Cap Index is a Customized index calculated by the Athens Exchange.

Athex Indices



## Analytic Figures for Athex Market's Boards and Categories

	Total Traded Securities	Main Market	Surveillance	Exchange Traded Funds (ETFs)
Totals	139	120	18	1
Gain / Lose / Same:	52 / 50 / 37	48 / 45 / 27	3 / 5 / 10	1 / 0 / 0
Athex Capitalisation (mill. €) **	57,154.09	56,924.37	229.72	
Daily Average Trans/ons Value(thou.€)	63,805.86	63,844.74	26.80	12.58
Transactions Value	101,693.86	101,363.14	33.38	297.34
Main Board:	83,273.48	82,942.76	33.38	297.34
Blocks Board 6_2_3:	18,420.38	18,420.38	0.00	0.00
Forced Sales Board:	0.00	0.00	0.00	0.00
Special Terms Board:	0.00	0.00	0.00	0.00
Daily Average Transactions Volume	35,541,939	35,312,193	264,454	622
Transactions Volume	45,226,475	44,889,936	322,758	13,781
Main Board:	37,556,438	37,219,899	322,758	13,781
Blocks Board 6_2_3:	7,670,037	7,670,037	0	0
Forced Sales Board:	0	0	0	0
Special Terms Board:	0	0	0	0
Daily Average Number of Trades	25,141	25,016	125	2
Number of Trades	43,295	43,057	227	11
Main Board:	43,272	43,034	227	11
Blocks Board 6_2_3:	23	23	0	0
Forced Sales Board:	0	0	0	0
Special Terms Board:	0	0	0	0

## Trading Details by Athex Sectors and Financial Instruments (ETFs)

Code	Sectors	Gain / Lose / Same	Number of Trades	Transactions Volume	Transactions Value	% of Total Trans. Value
8300	- Banks	6 / 0 / 0	22,912	32,594,630	58,647,790.16	57.67%
1700	- Basic Resources	0 / 7 / 1	429	186,407	232,764.92	0.23%
1300	- Chemicals	2 / 3 / 0	207	51,712	104,475.11	0.10%
2300	- Construction & Materials	4 / 6 / 7	2,896	1,771,544	4,266,940.99	4.20%
12000	- Financial Instruments	1 / 0 / 0	11	13,781	297,341.58	0.29%
8700	- Financial Services	1 / 1 / 2	873	3,467,004	1,185,518.83	1.17%
3500	- Food & Beverage	3 / 4 / 5	350	164,627	1,978,067.26	1.95%
4500	- Health Care	0 / 2 / 1	75	74,241	108,481.48	0.11%
2700	- Industrial Goods & Services	4 / 8 / 5	2,642	1,119,211	7,091,737.21	6.97%
8500	- Insurance	0 / 1 / 0	9	2,933	11,772.59	0.01%
5500	- Media	1 / 1 / 0	29	47,735	10,550.74	0.01%
500	- Oil & Gas	2 / 1 / 0	1,302	233,204	3,614,558.73	3.55%
3700	- Personal & Household Goods	6 / 6 / 5	1,816	768,322	3,653,818.88	3.59%
8600	- Real Estate	5 / 2 / 1	1,829	560,270	3,012,734.48	2.96%
5300	- Retail	2 / 2 / 1	135	51,088	63,349.14	0.06%
9500	- Technology	5 / 3 / 4	1,137	661,874	745,771.32	0.73%
6500	- Telecommunications	1 / 0 / 0	1,093	411,157	5,125,908.51	5.04%
5700	- Travel & Leisure	6 / 1 / 4	1,645	1,021,457	4,586,083.41	4.51%
7500	- Utilities	3 / 2 / 1	3,905	2,025,278	6,956,196.15	6.84%

## Top 10 best &amp; worst performing Shares

Main Market					
With positive Price change			With negative Price change		
	Closing price	change		Closing price	change
KEKROPS SA (CR)	2.87	25.88% #	AVAX S.A. (CR)	0.4695	-5.91% €
EVROFARMA SA (CR)	0.91	10.17% #	MERMEREN KOMB. A.D. PR. (GDR)	60	-4.76% €
AUDIO VISUAL ENTERPRISES (CR)	0.224	5.66% #	BYTE COMPUTER SA (CR)	1.16	-3.33% €
INTRACOM HOLDINGS (CR)	0.86	5.65% #	ELASTRON (CR)	1.35	-2.88% €
LAMDA DEVELOPMENT SA (CR)	8.04	4.96% #	GR. SARANTIS S.A. (CR)	7.51	-2.47% €
EL. D. MOUZAKIS SA (CB)	0.468	4.46% #	ALUMIL (CR)	0.884	-2.43% €
EKTER SA (CR)	1.535	4.42% #	THRACE PLASTICS SA (CR)	2.14	-2.28% €
INFORM P. LYKOS SA (CR)	0.938	4.22% #	PPC (CR)	2.114	-2.04% €
ELLAKTOR (CR)	1.928	3.21% #	QUALITY & RELIABILITY SA (CR)	0.206	-1.91% €
MOTODYNAMICS S.A. (CR)	1.29	3.20% #	CRETE PLASTICS SA (CR)	10.6	-1.85% €
With the highest Transactions Value			With the highest Transactions Volume		
	Value (thou. €)	change		Volume	change
PIRAEUS BANK (CR)	20,452.49	2.28% #	ALPHA BANK (CR)	11,615,376	0.29% #
ALPHA BANK (CR)	20,128.39	0.29% #	EUROBANK ERGASIAS (CR)	8,879,982	0.24% #
NATIONAL BANK (CR)	10,196.96	1.08% #	PIRAEUS BANK (CR)	6,929,147	2.28% #
EUROBANK ERGASIAS (CR)	7,472.67	0.24% #	NATIONAL BANK (CR)	4,188,266	1.08% #
OTE (CR)	5,125.91	0.32% #	MARFIN INVESTMENT GROUP (CR)	3,293,371	1.76% #
MYTILINEOS HOLDINGS (CR)	4,074.19	-0.39% €	ATTICA BANK S.A. (CR)	976,418	2.00% #
OPAP (CR)	3,987.07	0.61% #	PPC (CR)	947,212	-2.04% €
TERNA ENERGY (CR)	3,151.68	0.86% #	ELLAKTOR (CR)	705,139	3.21% #
MOTOR OIL (CR)	2,601.85	0.35% #	AVAX S.A. (CR)	629,022	-5.91% €
LAMDA DEVELOPMENT SA (CR)	2,405.46	4.96% #	ADMIE (IPTO) HOLDING S.A. (CR)	506,566	2.01% #

Note: Stocks that are not included in the "Low Dispersion" and "Under Supervision" categories, and the transactions value is more than 10,000 €.



## Derivatives Summary

	Number of Trades	Volume	Open Interest
Index Futures	524	4,313	11,732
FTSE/Athex Large Cap	524	4,313	11,732
Stock Futures	3,181	104,051	403,915
ADMIE (IPTO) HOLDING S.A. (CR)	126	1,308	9,076
ALPHA BANK (CR)	392	17,200	74,088
ATTICA BANK S.A. (CR)	34	1,203	5,148
CC HBC AG (CR)	11	57	312
CENERGY HOLDINGS (CB)	34	1,805	8,219
ELLAKTOR (CR)	83	859	8,673
EUROBANK ERGASIAS (CR)	258	24,754	50,912
EYDAP S.A. (CR)	23	105	347
FOURLIS (CR)	16	47	272
GEK TERNA (CR)	50	10,652	8,608
HELLENIC EXCHANGES-A.S.E. (CR)	33	99	4,127
HELLENIC PETROLEUM (CR)	43	87	2,502
INTRACOM HOLDINGS (CR)	23	139	3,978
INTRALOT (CR)	28	150	4,330
JUMBO SA (CR)	21	49	531
LAMDA DEVELOPMENT SA (CR)	184	532	2,220
MARFIN INVESTMENT GROUP (CR)	59	1,719	83,541
MOTOR OIL (CR)	5	5	299
MYTILINEOS HOLDINGS (CR)	148	1,007	9,154
NATIONAL BANK (CR)	372	14,445	62,120
OPAP (CR)	52	281	4,836
OTE (CR)	23	183	3,112
P.P.A. S.A. (CR)	12	23	685
PIRAEUS BANK (CR)	667	21,342	28,353
PPC (CR)	283	2,082	16,268
TERNA ENERGY (CR)	94	2,868	3,875
TITAN CEMENT (CR)	50	177	1,387
VIOHALCO SA/NV (CB)	57	873	6,942
Index Options	43	415	6,352
FTSE/Athex Large Cap	43	415	6,352
Stock Options	9	56	1,502
ALPHA BANK (CR)	3	18	111
NATIONAL BANK (CR)	1	5	510
OPAP (CR)	0	0	77
OTE (CR)	0	0	323
PIRAEUS BANK (CR)	3	22	137
PPC (CR)	2	11	344
<b>Total Derivatives Traded</b>	<b>3,757</b>	<b>108,835</b>	<b>423,501</b>











Shares' Notes

Code	Note text
( )	- Adjusted dividends.
*	- Last adjusted closing price.
[1]	- Net dividends.
[2]	- The "Date of Last Coupon" for New listings refers to the date company's stocks started to trade in Athex
[3]	- The Company Market Value is referred to the number of outstanding shares
[4]	- Sectors codification can be found in Appendix A
[5]	- The Market Value refers to the total number of shares listed (including their several classes) in the exchange by the company.
[6]	- P/E greater than 100
[7]	- Last view of the Order Book before the end of the trading session
[8]	- All Blocks Methods' Transactions Value are included.
4690	- Transfer to Surveillance category as of 4/4/2006.
4750	- Transfer to the Under Surveillance Category from 8/4/2011.
4865	- Suspension of trading as of 2/4/2012.
4887	- Transfer to the Surveillance Category as of 10/4/2012.
4912	- Transfer to the Surveillance Category as of 31/7/2012.
4914	- Suspension of trading as of 31/8/2012.
4918	- Suspension of trading as of 31/8/2012.
4955	- Transfer to the Surveillance Category as from 5/4/2013.
4956	- Transfer to the Surveillance Category as from 5/4/2013.
4957	- Transfer to the Surveillance Category as from 5/4/2013.
4958	- Transfer to the Surveillance Category as from 5/4/2013.
4959	- Transfer to the Surveillance Category as from 5/4/2013.
4983	- Transfer to the Surveillance Category as of 5/4/2013.
5080	- Transfer to the Surveillance Category as of 06/09/2011.
5093	- Transfer to the Surveillance Category as of 8/4/2015.
5095	- Transfer to the Surveillance Category as from 5/4/2013.
5101	- Suspension of trading as of 1/9/2015.
5110	- Suspension of trading as of 08/03/2016.
5112	- Transfer to the Surveillance Category as of 15/04/2016.
5115	- Transfer to the Surveillance Category as of 15/04/2016.
5123	- Transfer to the Surveillance Category as of 10/04/2014
5130	- Suspension of trading as of 18/04/2017.
5136	- Suspension of trading as of 02/05/2017.
5141	- Transfer to the Surveillance Category as of 10/05/2017.
5153	- Suspension of trading as of 03/10/2017.
5154	- Suspension of trading as of 03/10/2017.
5156	- Transfer to the Surveillance Category as of 11/12/2017.
5160	- Transfer to the Surveillance Category as of 15/04/2016.
5161	- Transfer to the Surveillance Category as of 25/11/2011.
5162	- Transfer to the Under Supervision Category as of 21/12/2009.
5165	- Transfer to the Surveillance Category as of 15/02/2018.
5171	- Suspension of trading as of 30/04/2018.
5172	- Suspension of trading as of 30/04/2018.
5174	- Suspension of trading as of 02/05/2018.
5178	- Transfer to the Surveillance Category as of 11/05/2018.
5179	- Suspension of trading as of 25/05/2018.
5190	- Transfer to the Surveillance Category as of 10/04/2012.
5191	- Suspension of trading as of 02/10/2018.
5192	- Suspension of trading as of 02/10/2018.
5193	- Transfer to the Surveillance Category as of 25/10/2018.
5194	- Transfer to the Surveillance Category as of 25/10/2018.
5195	- Transfer to the Surveillance Category as of 27/06/2008.

---

## Shares' Notes

---

Code	Note text
5196	- Transfer to the Under Surveillance Category from 08/04/2011.
5197	- Transfer to the Surveillance Category as of 07/11/2018.
5200	- Transfer to the Surveillance Category as of 10/04/2012.
5201	- Suspension of trading as of 02/04/2019.
5205	- Suspension of trading as of 02/05/2019.
5206	- Suspension of trading as of 02/05/2019.
5207	- Transfer to the Surveillance Category as from 13/05/2019.



## Securities Blocks Details

Securities	Block Volume	Price	Block Trade Value	Time of approval	Note
QUEST HOLDINGS (CR)	165	19.10	3,151.50	10:58:48	18
JUMBO SA (CR)	25,000	16.50	412,500.00	11:12:39	20
ALPHA BANK (CR)	300,000	1.74	521,100.00	11:17:36	20
ALPHA BANK (CR)	220,000	1.74	382,800.00	11:27:11	20
PIRAEUS BANK (CR)	200,000	2.97	594,000.00	11:29:50	20
ALPHA BANK (CR)	300,000	1.75	523,500.00	11:31:33	20
PIRAEUS BANK (CR)	300,000	2.98	894,000.00	11:43:18	20
ALPHA BANK (CR)	300,000	1.75	523,500.00	11:45:21	20
PIRAEUS BANK (CR)	500,000	2.97	1,485,000.00	12:11:40	20
ALPHA BANK (CR)	250,000	1.74	435,250.00	12:12:07	20
ALPHA BANK (CR)	426,172	1.74	741,539.28	12:30:44	20
ALPHA BANK (CR)	1,000,000	1.74	1,740,000.00	12:37:26	20
NATIONAL BANK (CR)	500,000	2.44	1,221,000.00	12:41:33	20
PIRAEUS BANK (CR)	500,000	2.98	1,489,000.00	13:12:17	20
PIRAEUS BANK (CR)	1,000,000	2.91	2,910,000.00	13:48:57	20
PIRAEUS BANK (CR)	250,000	2.94	735,000.00	13:50:00	20
PIRAEUS BANK (CR)	250,000	2.96	738,750.00	14:33:08	20
PIRAEUS BANK (CR)	500,000	2.92	1,457,500.00	14:48:26	20
MYTILINEOS HOLDINGS (CR)	36,600	9.90	362,281.44	15:47:35	14
EUROBANK ERGASIAS (CR)	362,000	0.831	300,822.00	16:00:40	20
ATHENS MEDICAL CENTER SA (CR)	100	1.86	186.00	16:31:58	18
ALPHA BANK (CR)	200,000	1.71	342,000.00	16:38:28	20
NATIONAL BANK (CR)	250,000	2.43	607,500.00	17:01:59	20

## Blocks Notes

9 - Method 6-1 / Special Fees

10 - Method 6-1 / Special Fees, SDS

14 - Method 6-3 / Settlement, Incomplete Buy and Sell

18 - Method 6-2 / SPOT 1

19 - Method 6-2 / SPOT 2

20 - Method 6-1 and Method 6-1 Same Day Settlement

21 - Other Pre-agreed

**Shares Rights Details**

Occured date	Exercise from	Exercise until	Trading until	Rights	Price min	Price max	Closing price	Last Bid	Last Ask	Volume	Trades	Transactions Value
--------------	---------------	----------------	---------------	--------	-----------	-----------	---------------	----------	----------	--------	--------	--------------------

No Rights Transactions.

---

**Securities Forced Sales**

---

Securities	Category of Security	Transactions Volume	Number of Trades	Transactions Value	Note
------------	----------------------	------------------------	---------------------	-----------------------	------

---

No Forced Transactions.

---

---

**Forced Sales Notes**

---

- 1 - Normal Forced Sale.
- 2 - Forced Sales of Fixed Registered Shares.
- 3 - Forced Sales of Remaining Stock Fractions.

**Forced Sales Registered Shares**

Securities	Start Date	End Date	Initial Volume	Remaining Volume	Date	Avg price (day)	Avg price (period)	Number of Trades	Transactions Volume	Transactions Value
------------	------------	----------	----------------	------------------	------	-----------------	--------------------	------------------	---------------------	--------------------

No Fixed Registered Shares Forced Sales.

**Forced Sales Notes**

According to Decision 1/380/04.05.2008 of the Hellenic Republic Capital Market Commission, the certificated registered shares that have not been deposited to the issuer for dematerialisation, will be auctioned in the Athens Exchange by the supervising issuer. Forced sales procedure is held according to Article 99A of the Athens Exchange Rulebook. The average price of the period is calculated by dividing the Total transactions value by the Total volume and includes all the transactions made until the current date.

## Exchange Traded Funds (ETFs) Characteristics

	Transactions Date (T)	Creation / Redemption	Units (T-1)	New Units (T-1)	Redemption Units (T-1)	Units (T) [1]	Fund Assets [2]	Net Unit Price	Dividend per Unit	Dividend Date
ALPHA ETF FTSE Athex Large Cap	11/06/2019	5,000	642,382	---	---	642,382	13,783,470.00	21.4568	0.43	30/06/2018

## ETFs Notes

[1] - Units (T) = Units (T-1) + New Units (T-1) - Redemption Units (T-1)

[2] - The Creation / Redemption Units of T-1 are included.

## Convertible Corporate Bonds - Regulated Market

Num Listed Bonds	Nominal price	Issue price	Today's Rate	Exp. Date	Duration (years)	Note	Coupon		Trading	Corporate Bonds	Price min	Price max	Closing price	Previous closing price/date	Volume	Transactions Value	Last order			Year min	Year max
							Common	Preferred									Price	Buy / Sell	Date		
171,268,704	0.30	0.30	1.00	11/10/2025	9	---	11	---	1	FORTHNET S.A. (Convertible)	---	---	---	---	---	---	1.0000	B	11/04/2019	100.0000	100.0000

## Corporate Bonds Notes

Transactions Volume = (Pieces) \* (Nominal Price). Transactions Value = (Pieces) \* (Nominal Price) \* (price %) + (Accrued interest).

The price of a Bond is stated as a percentage (%) of Bond's Nominal Price.

Nominal Price in Euros (€), except if it is noted differently.

## Non Convertible Corporate Bonds - Regulated Market

Num Listed Bonds	Nominal price	Issue price	Today's Rate	Exp. Date	Duration (years)	Note	Coupon		Trading	Corporate Bonds	Accrued Int.	Yield.T.Mat	Price min	Price max	Closing price	Previous closing price/date	Volume	Transactions Value	Last order			ear min	Year max	
							Common	Preferred											Price	Buy / Sell	Date			
25,000	1,000.00	1,000.00	4.95	26/06/2023	5	---	2	---	1	B&F COMM. & GARM. INDUS. S.A. (Non Convertible)	23.1000	5.7780	---	---	---	96.3330	10/06/2019	---	---	96.0000	B	11/06/2019	93.0000	98.5000
90,000	1,000.00	1,000.00	3.00	11/05/2023	5	---	3	---	1	CORAL A.E. (Non Convertible)	2.5833	1.9870	103.0000	103.8000	103.4889	102.7000	10/06/2019	36,000	37,349.00	103.0000	B	11/06/2019	100.2726	103.8000
120,000	1,000.00	1,000.00	3.95	04/04/2025	7	---	3	---	1	GEK TERNA S.A. (Non Convertible)	7.6806	3.2060	102.8000	102.9500	102.9359	103.0740	10/06/2019	85,000	88,148.35	102.9500	B	11/06/2019	99.0000	103.5000
60,000	1,000.00	1,000.00	3.85	21/07/2022	5	---	4	---	1	TERNA ENERGY FINANCE S.A. (Non Convertible)	15.2931	3.2250	101.1100	101.1100	101.1100	101.2620	10/06/2019	104,000	106,744.88	101.0500	B	11/06/2019	100.5200	104.5500
300,000	1,000.00	1,000.00	3.10	27/06/2022	5	---	4	---	1	MYTILINEOS HOLDINGS S.A. (Non Convertible)	14.4667	2.0970	102.5000	102.6000	102.5357	102.5600	10/06/2019	14,000	14,557.53	102.5000	B	11/06/2019	100.5818	103.4000
50,000	1,000.00	1,000.00	4.35	20/06/2022	5	---	4	---	1	SYSTEMS SUNLIGHT S.A. (Non Convertible)	21.1458	3.1150	102.7000	103.5000	102.7000	103.3000	10/06/2019	21,000	22,109.06	102.7000	B	11/06/2019	99.4118	104.5000
200,000	1,000.00	1,000.00	3.50	21/03/2022	5	---	5	---	1	O.P.A.P. S.A. (Non Convertible)	8.1667	2.3660	102.4500	102.6300	102.5000	102.6230	10/06/2019	198,000	204,586.00	102.3600	B	11/06/2019	101.6500	103.5200
40,000,000	1.00	1.00	5.00	04/10/2021	5	---	11	---	1	HOUSEMARKET S.A. (Non Convertible)	0.0097	2.3500	105.1000	105.2000	105.1893	105.0000	10/06/2019	42,000	44,587.82	104.7500	B	11/06/2019	101.9500	105.5000
200,000	1,000.00	1,000.00	3.60	12/03/2026	7	---	1	---	1	AEGEAN AIRLINES S.A. (Non Convertible)	9.3000	2.9610	103.4100	103.8500	103.4828	103.6780	10/06/2019	230,000	240,149.38	103.4600	B	11/06/2019	100.3628	103.8500

## Corporate Bonds Notes

Transactions Volume = (Pieces) \* (Nominal Price). Transactions Value = (Pieces) \* (Nominal Price) \* (price %) + (Accrued interest).

The price of a Bond is stated as a percentage (%) of Bond's Nominal Price.

Nominal Price in Euros (€), except if it is noted differently.

## Government Bonds

Number Listed Bonds	Nominal price	Today's Rate	Accrued Interest Calc	Exp. Date [1]	Duration (years)	Note	Coupons Date	Curr. coupon value	Trading Unit	Government Bonds	Price min	Price max	Closing price	Previous closing price/date	Volume	Transactions Value	Price	Last order Buy / Sell	Date
3,000,000	1,000.00	4.38	Actual/Actual	01/08/2022	5	---	01/08	4.38	1	GGB-FXD-010822-05Y-4.375-1.000	---	---	---	---	---	---	1.0000	B	28/11/2018
2,500,000	1,000.00	3.45	Actual/Actual	02/04/2024	5	---	02/04	3.45	1	GGB-FXD-020424-05Y-3.450-1.000	---	---	---	---	---	---	---	---	---
4,355,990,324	1.00	3.50	Actual/Actual	30/01/2023	5	---	01/02 - 31/01	3.50	1	GGB-FXD-300123-05Y-3.500-1.000	---	---	---	94.5720 13/07/2018	---	---	1.0000	B	28/11/2018
5,962,747,327	1.00	3.75	Actual/Actual	30/01/2028	10	---	/02 - 01/02 - 31/	3.75	1	GGB-FXD-300128-10Y-3.750-1.000	---	---	---	85.4610 13/07/2018	---	---	1.0000	B	28/11/2018
6,091,218,404	1.00	3.90	Actual/Actual	30/01/2033	15	---	/02 - 01/02 - 31/	3.90	1	GGB-FXD-300133-15Y-3.900-1.000	---	---	---	78.6730 13/07/2018	---	---	1.0000	B	28/11/2018
4,805,399,486	1.00	4.00	Actual/Actual	30/01/2037	19	---	/02 - 01/02 - 31/	4.00	1	GGB-FXD-300137-19Y-4.000-1.000	---	---	---	77.0370 13/07/2018	---	---	1.0000	B	28/11/2018
4,603,713,186	1.00	4.20	Actual/Actual	30/01/2042	24	---	/02 - 01/02 - 31/	4.20	1	GGB-FXD-300142-24Y-4.200-1.000	---	---	---	77.7640 13/07/2018	---	---	1.0000	B	28/11/2018
550,418,123	1.00	3.00	Actual/Actual	24/02/2023	11	---	24/02	3.00	1	GGB-FXD-240223-11Y-2.000-1.000	---	---	---	10.0000 22/06/2015	---	---	---	---	---
445,007,576	1.00	3.00	Actual/Actual	24/02/2024	12	---	24/02	3.00	1	GGB-FXD-240224-12Y-2.000-1.000	---	---	---	10.0000 22/06/2015	---	---	---	---	---
423,674,226	1.00	3.00	Actual/Actual	24/02/2025	13	---	24/02	3.00	1	GGB-FXD-240225-13Y-2.000-1.000	---	---	---	10.0000 22/06/2015	---	---	---	---	---
212,292,153	1.00	3.00	Actual/Actual	24/02/2026	14	---	24/02	3.00	1	GGB-FXD-240226-14Y-2.000-1.000	---	---	---	10.0000 22/06/2015	---	---	---	---	---
160,621,352	1.00	3.00	Actual/Actual	24/02/2027	15	---	24/02	3.00	1	GGB-FXD-240227-15Y-2.000-1.000	---	---	---	10.0000 22/06/2015	---	---	---	---	---
183,244,055	1.00	3.00	Actual/Actual	24/02/2028	16	---	24/02	3.00	1	GGB-FXD-240228-16Y-2.000-1.000	---	---	---	10.0000 22/06/2015	---	---	---	---	---
164,802,894	1.00	3.00	Actual/Actual	24/02/2029	17	---	24/02	3.00	1	GGB-FXD-240229-17Y-2.000-1.000	---	---	---	10.0000 22/06/2015	---	---	---	---	---
165,460,943	1.00	3.00	Actual/Actual	24/02/2030	18	---	24/02	3.00	1	GGB-FXD-240230-18Y-2.000-1.000	---	---	---	10.0000 22/06/2015	---	---	---	---	---
129,007,241	1.00	3.00	Actual/Actual	24/02/2031	19	---	24/02	3.00	1	GGB-FXD-240231-19Y-2.000-1.000	---	---	---	10.0000 22/06/2015	---	---	---	---	---
126,192,683	1.00	3.00	Actual/Actual	24/02/2032	20	---	24/02	3.00	1	GGB-FXD-240232-20Y-2.000-1.000	---	---	---	10.0000 22/06/2015	---	---	---	---	---
146,905,168	1.00	3.00	Actual/Actual	24/02/2033	21	---	24/02	3.00	1	GGB-FXD-240233-21Y-2.000-1.000	---	---	---	10.0000 22/06/2015	---	---	---	---	---
154,475,606	1.00	3.00	Actual/Actual	24/02/2034	22	---	24/02	3.00	1	GGB-FXD-240234-22Y-2.000-1.000	---	---	---	10.0000 22/06/2015	---	---	---	---	---
144,429,441	1.00	3.00	Actual/Actual	24/02/2035	23	---	24/02	3.00	1	GGB-FXD-240235-23Y-2.000-1.000	---	---	---	10.0000 22/06/2015	---	---	---	---	---
166,211,676	1.00	3.00	Actual/Actual	24/02/2036	24	---	24/02	3.00	1	GGB-FXD-240236-24Y-2.000-1.000	---	---	---	10.0000 22/06/2015	---	---	---	---	---
145,461,669	1.00	3.00	Actual/Actual	24/02/2037	25	---	24/02	3.00	1	GGB-FXD-240237-25Y-2.000-1.000	---	---	---	10.0000 22/06/2015	---	---	---	---	---
146,941,087	1.00	3.00	Actual/Actual	24/02/2038	26	---	24/02	3.00	1	GGB-FXD-240238-26Y-2.000-1.000	---	---	---	10.0000 22/06/2015	---	---	---	---	---
135,115,612	1.00	3.00	Actual/Actual	24/02/2039	27	---	24/02	3.00	1	GGB-FXD-240239-27Y-2.000-1.000	---	---	---	10.0000 22/06/2015	---	---	---	---	---
141,909,637	1.00	3.00	Actual/Actual	24/02/2040	28	---	24/02	3.00	1	GGB-FXD-240240-28Y-2.000-1.000	---	---	---	10.0000 22/06/2015	---	---	---	---	---
136,788,720	1.00	3.00	Actual/Actual	24/02/2041	29	---	24/02	3.00	1	GGB-FXD-240241-29Y-2.000-1.000	---	---	---	10.0000 22/06/2015	---	---	---	---	---
163,643,410	1.00	3.00	Actual/Actual	24/02/2042	30	---	24/02	3.00	1	GGB-FXD-240242-30Y-2.000-1.000	---	---	---	10.0000 22/06/2015	---	---	---	---	---
742,153	1,000.00	0.40	FLR Actual/360	10/08/2019	5	---	10/02 - 10/08	---	1	GGB-FLT-100819-05Y-0.934-1.000	---	---	---	---	---	---	50.0001	B	12/12/2017
2,500,000	1,000.00	3.88	Actual/Actual	12/03/2029	10	---	12/03	3.88	1	GGB-FXD-120329-10Y-3.875-1.000	---	---	---	---	---	---	---	---	---
3,000,000	1,000.00	3.38	Actual/Actual	15/02/2025	7	---	15/02	3.38	1	GGB-FXD-150225-07Y-3.375-1.000	---	---	---	---	---	---	---	---	---
250,250	1,000.00	2.90	Actual/Actual	20/03/2023	4	---	20/03	2.90	1	GGB-FXD-200323-04Y-2.900-1.000	---	---	---	---	---	---	---	---	---
964,000	1,000.00	3.25	Actual/Actual	20/03/2025	6	---	20/03	3.25	1	GGB-FXD-200325-06Y-3.250-1.000	---	---	---	---	---	---	---	---	---
2,100,000	1,000.00	3.55	Actual/Actual	20/03/2026	7	---	20/03	3.55	1	GGB-FXD-200326-07Y-3.550-1.000	---	---	---	---	---	---	---	---	---

## Government Bonds Notes

Transactions Volume = (Pieces) \* (Nominal Price). Transactions Value = (Pieces) \* (Nominal Price) \* (price %) + (Accrued interest).

The Value of current coupon for the issues with NV 0.01 euro refers to NV 100 euros

FLR: Floating Interest Rate.

[1] - The Expiration Date of the interest bearing period and the Date for coupon payment.



## Treasury Bills &amp; Zero Coupon Government Bonds

Issue Date	13-Week Maturity									26-Week Maturity									52-Week Maturity								
	Exp. Date	Initial Rate	Num Listed Bonds	Nominal price	Issue price	Last Trade Price	Last Trade Date	Volume Traded	Note	Exp. Date	Initial Rate	Num Listed Bonds	Nominal price	Issue price	Last Trade Price	Last Trade Date	Volume Traded	Note	Exp. Date	Initial Rate	Num Listed Bonds	Nominal price	Issue price	Last Trade Price	Last Trade Date	Volume Traded	Note
15/06/2018	---	---	---	---	---	---	---	---	---	---	---	---	---	---	---	---	---	---	14/06/2019	1.09	1,000,000	1,000.00	989.10	---	---	---	---
14/09/2018	---	---	---	---	---	---	---	---	---	---	---	---	---	---	---	---	---	---	13/09/2019	1.09	1,000,000	1,000.00	989.10	---	---	---	---
14/12/2018	---	---	---	---	---	---	---	---	---	---	---	---	---	---	---	---	---	---	13/12/2019	1.09	1,000,000	1,000.00	989.10	---	---	---	---
15/03/2019	---	---	---	---	---	---	---	---	---	---	---	---	---	---	---	---	---	---	13/03/2020	0.95	1,000,000	1,000.00	990.50	---	---	---	---

Bonds in Circulation	Currency / Min nominal traded Value	Coupons Payment Date	Current Coupon Value	Note	Coupon	Trading Unit	Issue Date	Duration (years)	Today's Interest	A.I.C in days	Bonds	Last price of previous days		Last Outcry in Cash (euro)			Trades in Pieces	Life min	Life Max
												Price	Buy / Sell	Date	Price	Buy / Sell			
<b>Corporate Bonds in Foreign Currency and Euro</b>																			
103,746	GBP / 10	01/12	0.25	---	60	1	01/12/1930	98	2.5	360	National Mortgage Bank	2.27	05/02/1996	2.27	S	05/02/1996	---	2.27	2.27
0	GBP / 10	01/12	0.25	---	62	1	01/12/1928	100	2.5	360	National Mortgage Bank	---	---	---	---	---	---	---	---

## Government Bonds Notes

A.I.C: Accrued Interest Calculation base.

FLR: Floating Interest Rate.

The minimum tradeable Nominal Value for all Demeterialised Government Titles is 100 Euros.

(μτφρ-0)

## Athex &amp; ATHEXClear Members List

Member Name	Stock Market			Derivatives Market		ATHEXClear Member				
	Address	Phone	Fax	Market Member	Remote Member	Market Maker	Proprietary	Market Maker	General Clearing	Direct Clearing
A. SARRIS SECURITIES S.A.				a						
6, DRAGATSANIOU ATHINA	+30 2103367700	210-3312324								
ALPHA BANK A.E.									a	
40, STADIOU STR ATHINA	(210)-3260000	(210)-3264116								
	(210)-3265546	(210)-3265811								
103, AVE. ATHINON ATHINA	+30 2103436820	210-3436270								
ALPHA FINANCE INVESTMENT SERVICES S.A.				a		a	a	a		a
5, MERLIN ATHINA	+30 2103677400	210-33311193								
ARGUS STOCKBROKERS LTD				a	a		a			
25, DIMOSTHENI SEVERI AVE NICOSIA	+357 22717000	0035722717070								
ATLANTIC SECURITIES LIMITED				a	a					
37, PRODROMOU NICOSIA	+357 22445400	00357 22661914								
AXON SECURITIES S.A.				a			a			
48, STADIOU ATHINA	+30 2103363800	210-3243903								
BETA SECURITIES S.A.				a		a	a			a
29, ALEXANDRAS AVEN. & VRAILA ATHINA	+30 2106478900	210-6410139								
BNP PARIBAS SECURITIES SERVICES									a	
2, LAMPSAKOU ATHINA	+30 2107468500	210-7468579-581								
CAPITAL SECURITIES S.A.				a			a			
58, MITROPOLEOS ATHINA	+30 2103369700	+30 210 3369820								
CFS SECURITIES-INVESTMENT SERVICES S.A.				a						
3, PAPARRIGOPOULOU ATHINA	+30 2103360800	+30 210-3360980								
CITIGROUP GLOBAL MARKET LTD				a	a					
1, CITIGROUP CENTER, CANADA SQ., CANARY WHARF LONDON	+44 02079864000									
CITIGROUP GLOBAL MARKETS EUROPE AG				a	a					
16, REUTERWEG FRANKFURT										
CREDIT SUISSE SECURITIES (EUROPE) LIMITED				a	a					
1, CABOT SQUARE LONDON	+44 2078888888									
CYCLOS SECURITIES S.A.				a			a			a
39, PANEPISTIMIOU ATHINA	+30 2103364300	+30 210-3239122								
DEUTSCHE BANK S.A.				a	a		a			
1, GREAT WINCHESTER STREET LONDON	+44 20 754 54209	00441133361437								
DYNAMIC SECURITIES S.A.				a			a			a
, SYGROU AVENUE 223 & TRALLEON 2 NEA SMYRNI	+30 2103677700	210-3677777								
EUROBANK EQUITIES INVESTMENT FIRM S.A				a		a	a	a		a
, FILELLINON 10 & XENOFONTOS 13 ATHINA	+30 2103720000	210-3720001								
EUROBANK ERGASIAS S.A.									a	
8, OTHONOS STR. ATHINA	(210)-3337969	(210)-3245916								
8, OTHONOS ATHINA	+30 2103337000	210-3245916								
8, OTHONOS STR. ATHINA	(210)-3337000	(210)-3233866								
EUROCORP INVESTMENT SERVICES S.A.				a			a			a
14, FILIKIS ETERIAS SQ, ATHINA	+30 2107263500	2107263666								
EUROTRUST INVESTMENT FIRM SA				a						
113, SEVASTOPOULEOS ATHINA	+30 2103363100	+30 210-3238334								
EUROXX SECURITIES S.A.				a		a	a	a		a
7, PALAIOLOGOU CHALANDRI	(210)-6879400	(210)-6879401								
7, PALEOLOGOU CHALANDRI	+30 2106879400	210-6879401								
G. A. PERVANAS SECURITIES-INVESTMENT SERVICES CO S.A.				a						
7-9, SOFOKLEOUS ATHINA	+30 2103727200	210-3210-291								
GLOBAL CAPITAL SECURITIES AND FINANCIAL SERVICES LTD				a	a					
50, AVE. ARCHIEPISKOPOU MAKARIOU NICOSIA	+357 22710710	357 22339332								
HELLENIC BANK (INVESTMENTS) LTD					a					
, AVE. KYRIAKOU MATSI 31 - PO BOX 24747 NICOSIA	+357 22500100	357 22500110								
HELLENIC-AMERICAN SECURITIES S.A.				a		a	a			a
27, ANDREA PAPANDEOU ATHINA	+30 2103311100	+30 210-3215968								
HSBC FRANCE									a	
109-111, AVE. MESOGION ATHINA	+30 2106960000	210-6929336								
INDEX SECURITIES S.A.				a						
6, DRAGATSANIOU ATHINA	+30 2103213920	+30 210-3213216								
INVESTMENT BANK OF GREECE S.A.				a		a	a	a	a	
32, EGIALIAS & PARADISOU MAROUSI	+30 2108173111	+30 210-6896325								
J. CHR. MAVRIKIS SECURITIES S.A.				a						
5, SOFOKLEOUS ATHINA	+30 2103216730	210-3217767								

Athex & ATHEXClear Members List

Member Name				Stock Market			Derivatives Market		ATHEXClear Member	
	Address	Phone	Fax	Market Member	Remote Member	Market Maker	Proprietary	Market Maker	General Clearing	Direct Clearing
KAPPA SECURITIES S.A.				a			a			
15, VALAORITOU ATHINA	+30 2103678600	+30 210-3641002								
KARAMANOF SECURITIES AND INVESTMENT SERVICES S.A.				a			a			
2, SQ. AGION THEODORON ATHINA	+30 2103212947	+30 210-3217088								
LAIKI FINANCIAL SERVICES LTD					a					
26, AVE. VYRONOS NICOSIA	357 22367367	357 22718567								
LEON DEPOLAS SECURITIES S.A.				a		a	a			
1, CHRISTOU LADA ATHINA	+30 2103213276	+30 210-3211618								
MEGA EQUITY SECURITIES & FINANCIAL SERVICES PUBLIC LTD				a	a		a			
42-44, AVE. GRIVA DIGENI NICOSIA	+357 22711711	357 22711811								
MERIT SECURITIES S.A.				a		a	a			a
5, SOFOKLEOUS ATHINA	+30 2141008800	210-3671830								
MERRILL LYNCH INTERNATIONAL				a	a					
2, KING EDWARD STREET LONDON	+44 20276281000									
N. CHRYSOCHOIDIS STOCK BROKERAGE I.S.S.A.				a			a			a
7-9, SOFOKLEOUS ATHINA	+30 2103213913	+30 210-3216115								
NATIONAL BANK OF GREECE S.A.				a		a	a		a	
68, AKADIMIAS STR. ATHINA	(210)-3328817	(210)-3328678								
86, AILOU STR. ATHINA	(210)-3341000	(210)-3228187								
NATIONAL SECURITIES S.A.				a		a	a	a		
66, KIFISIAS AVE., BUILDING A ATHINA	+30 2107720000	+30 210-7720002								
NUNTIUS BROKERAGE AND INVESTMENT SERVICES S.A.				a						
6, DRAGATSANIOU ATHINA	+30 2103350599	+30210-3254846								
ONE PLUS CAPITAL LIMITED				a	a					
, 75 PRODOMOU AVENUE, ONEWORLD PARKVIEW HOUSE, 3RD FLOOR	+30 2122873760									
PANTELAKIS SECURITIES S.A.				a		a	a	a		
57, ETHNIKIS ANTISTASIS B CHALANDRI	+30 2106965000	210-6929550								
PEGASUS SECURITIES S.A.				a			a			
17, VALAORITOU & AMERIKIS ATHINA	+30 2103670700	+30 210-3670760								
PIRAEUS BANK S.A.				a			a		a	
4, AMERIKIS ATHINA	+30 2103335000	210-3335079								
4, AMERIKIS STR. ATHINA	(210)-3335000	(210)-3335079								
4, AMERIKIS STR ATHINA	(210)-3335918	(210)-3254207								
PIRAEUS SECURITIES S.A.				a		a	a	a		a
10, STADIOU ATHINA	+30 2103354100	210-3354170								
PRELIUM INVESTMENT SERVICES S.A.				a			a			
342, KIFISIAS ATHINA	+30 2103677044	+30 210-6926403								
PROCHOICE SECURITIES LTD				a	a					
57, SPYROU KYPRIANOY NICOSIA	+357-24-661192	+357-24-662464								
SHARELINK SECURITIES-FINANCIAL SERVICES LTD				a	a		a			
6, THEOTOKI MEGARO ELLINA NICOSIA	+357 22554200	+357 22750852								
SOCIETE GENERALE S.A.				a	a		a			
, 17 COURS VALMY 92987 PUTEAUX - LA DEFENSE PARIS	+33 157290504	+33142138697								
SOLIDUS SECURITIES S.A.				a			a			a
64, LOUIZIS RIANCOUR ATHINA	+30 2106900600	210-6985421								
ST. EM. LAVRENTAKIS SECURITIES S.A.				a			a			
7-9, SOFOKLEOUS ATHINA	+30 2103213336	+30 210-3246572								
THE CYPRUS INVESTMENT & SECURITIES CORPORATION LTD				a	a					
154, LIMASSOL AVENUE, STROVOLOS NICOSIA	+357 22121700	357 22338800								
UBS LIMITED					a					
1, FINSBURY AVENUE LONDON	+44 2075687135									

## List of Stocks under Market Making operations

Securities	Stock Category
Market Maker	Start Market Making
<b>ADMIE (IPTO) HOLDING S.A. (CR)</b>	Main Market
PIRAEUS SECURITIES S.A.	29/06/2017
<b>ALPHA BANK (CR)</b>	Main Market
ALPHA FINANCE INVESTMENT SERVICES S.A.	29/02/2016
EUROBANK EQUITIES INVESTMENT FIRM S.A	24/10/2012
HELLENIC-AMERICAN SECURITIES S.A.	06/02/2019
LEON DEPOLAS SECURITIES S.A.	04/01/2016
MERIT SECURITIES S.A	03/09/2013
NATIONAL SECURITIES S.A	15/01/2013
PIRAEUS SECURITIES S.A.	28/05/2013
<b>ALUMIL (CR)</b>	Main Market
BETA SECURITIES S.A.	18/07/2013
<b>AS COMPANY SA (CR)</b>	Main Market
EUROBANK EQUITIES INVESTMENT FIRM S.A	01/04/2019
<b>ATTICA BANK S.A. (CR)</b>	Main Market
BETA SECURITIES S.A.	02/06/2014
EUROXX SECURITIES S.A.	22/01/2016
PIRAEUS SECURITIES S.A.	20/09/2017
<b>ATTICA HOLDINGS (CR)</b>	Main Market
HELLENIC-AMERICAN SECURITIES S.A.	28/12/2017
<b>AUTOHELLAS SA (CR)</b>	Main Market
EUROXX SECURITIES S.A.	02/07/2018
<b>AVAX S.A. (CR)</b>	Main Market
EUROBANK EQUITIES INVESTMENT FIRM S.A	14/12/2015
<b>BYTE COMPUTER SA (CR)</b>	Main Market
MERIT SECURITIES S.A	04/08/2013
<b>CC HBC AG (CR)</b>	Main Market
EUROBANK EQUITIES INVESTMENT FIRM S.A	23/10/2013
NATIONAL SECURITIES S.A	29/04/2013
PIRAEUS SECURITIES S.A.	04/05/2015
<b>CENERGY HOLDINGS (CB)</b>	Main Market
ALPHA FINANCE INVESTMENT SERVICES S.A.	02/01/2017
EUROBANK EQUITIES INVESTMENT FIRM S.A	02/01/2017
<b>CNL CAPITAL (CR)</b>	Main Market
MERIT SECURITIES S.A	01/10/2018
<b>EKTER SA (CR)</b>	Main Market
EUROBANK EQUITIES INVESTMENT FIRM S.A	16/10/2017
LEON DEPOLAS SECURITIES S.A.	21/05/2018
<b>ELASTRON (CR)</b>	Main Market
LEON DEPOLAS SECURITIES S.A.	20/02/2017
<b>ELLAKTOR (CR)</b>	Main Market
ALPHA FINANCE INVESTMENT SERVICES S.A.	14/03/2019
EUROXX SECURITIES S.A.	24/09/2018
HELLENIC-AMERICAN SECURITIES S.A.	14/01/2019
NATIONAL SECURITIES S.A	25/06/2013
PIRAEUS SECURITIES S.A.	22/10/2018
<b>ELTON SA (CR)</b>	Main Market
BETA SECURITIES S.A.	03/09/2013
LEON DEPOLAS SECURITIES S.A.	01/04/2019
<b>ELVALHALCOR (CB)</b>	Main Market
ALPHA FINANCE INVESTMENT SERVICES S.A.	07/05/2018
EUROBANK EQUITIES INVESTMENT FIRM S.A	07/05/2018
<b>EUROBANK ERGASIAS (CR)</b>	Main Market
ALPHA FINANCE INVESTMENT SERVICES S.A.	08/01/2013
EUROBANK EQUITIES INVESTMENT FIRM S.A	01/06/2013
HELLENIC-AMERICAN SECURITIES S.A.	25/07/2014
MERIT SECURITIES S.A	06/11/2017
NATIONAL SECURITIES S.A	01/01/2017
PIRAEUS SECURITIES S.A.	28/09/2013
<b>EVDAP S.A. (CR)</b>	Main Market
EUROBANK EQUITIES INVESTMENT FIRM S.A	10/06/2019
<b>FOURLIS (CR)</b>	Main Market
EUROBANK EQUITIES INVESTMENT FIRM S.A	01/12/2016
EUROXX SECURITIES S.A.	01/12/2016
PIRAEUS SECURITIES S.A.	06/03/2017
<b>GEK TERNA (CR)</b>	Main Market
HELLENIC-AMERICAN SECURITIES S.A.	07/09/2015

## List of Stocks under Market Making operations

Securities	Stock Category
Market Maker	Start Market Making
<b>GR. SARANTIS S.A. (CR)</b>	Main Market
ALPHA FINANCE INVESTMENT SERVICES S.A.	19/06/2018
BETA SECURITIES S.A.	14/05/2013
EUROBANK EQUITIES INVESTMENT FIRM S.A.	24/10/2016
<b>HELLENIC EXCHANGES-A.S.E. (CR)</b>	Main Market
NATIONAL SECURITIES S.A.	25/06/2013
PIRAEUS SECURITIES S.A.	04/05/2015
<b>HELLENIC PETROLEUM (CR)</b>	Main Market
HELLENIC-AMERICAN SECURITIES S.A.	14/09/2015
PIRAEUS SECURITIES S.A.	20/03/2017
<b>IKTINOS HELLAS SA (CR)</b>	Main Market
ALPHA FINANCE INVESTMENT SERVICES S.A.	01/04/2019
EUROBANK EQUITIES INVESTMENT FIRM S.A.	25/02/2019
<b>INTERCONTINENTAL (CR)</b>	Main Market
LEON DEPOLAS SECURITIES S.A.	03/06/2019
<b>INTRACOM CONSTR. (CR)</b>	Main Market
MERIT SECURITIES S.A.	05/06/2018
MERIT SECURITIES S.A.	27/12/2010
<b>INTRACOM HOLDINGS (CR)</b>	Main Market
ALPHA FINANCE INVESTMENT SERVICES S.A.	03/08/2018
LEON DEPOLAS SECURITIES S.A.	08/10/2018
<b>INTRALOT (CR)</b>	Main Market
ALPHA FINANCE INVESTMENT SERVICES S.A.	03/07/2017
BETA SECURITIES S.A.	10/04/2017
EUROBANK EQUITIES INVESTMENT FIRM S.A.	18/12/2017
EUROXX SECURITIES S.A.	12/06/2017
HELLENIC-AMERICAN SECURITIES S.A.	30/05/2018
PANTELAKIS SECURITIES S.A.	07/05/2018
PIRAEUS SECURITIES S.A.	28/09/2013
<b>JUMBO SA (CR)</b>	Main Market
MERIT SECURITIES S.A.	06/11/2017
PIRAEUS SECURITIES S.A.	06/03/2017
<b>KLOUKINAS - LAPPAS SA (CR)</b>	Main Market
BETA SECURITIES S.A.	22/09/2014
<b>KRI-KRI S.A. (CR)</b>	Main Market
EUROBANK EQUITIES INVESTMENT FIRM S.A.	07/05/2018
LEON DEPOLAS SECURITIES S.A.	16/01/2017
<b>LAMDA DEVELOPMENT SA (CR)</b>	Main Market
EUROBANK EQUITIES INVESTMENT FIRM S.A.	08/12/2014
PANTELAKIS SECURITIES S.A.	06/11/2017
PIRAEUS SECURITIES S.A.	29/06/2017
<b>LAMPASA HOTEL SA (CR)</b>	Main Market
LEON DEPOLAS SECURITIES S.A.	16/01/2017
<b>MARFIN INVESTMENT GROUP (CR)</b>	Main Market
PIRAEUS SECURITIES S.A.	02/02/2013
<b>MLS MULTIMEDIA SA (CR)</b>	Main Market
HELLENIC-AMERICAN SECURITIES S.A.	07/12/2015
<b>MOTOR OIL (CR)</b>	Main Market
HELLENIC-AMERICAN SECURITIES S.A.	01/09/2014
LEON DEPOLAS SECURITIES S.A.	01/04/2019
MERIT SECURITIES S.A.	25/02/2019
NATIONAL SECURITIES S.A.	17/02/2014
PIRAEUS SECURITIES S.A.	04/05/2015
<b>MYTILINEOS HOLDINGS (CR)</b>	Main Market
ALPHA FINANCE INVESTMENT SERVICES S.A.	15/04/2019
EUROBANK EQUITIES INVESTMENT FIRM S.A.	20/09/2017
MERIT SECURITIES S.A.	25/02/2019
NATIONAL SECURITIES S.A.	25/06/2013
PIRAEUS SECURITIES S.A.	04/05/2015
<b>NATIONAL BANK (CR)</b>	Main Market
ALPHA FINANCE INVESTMENT SERVICES S.A.	08/01/2013
EUROBANK EQUITIES INVESTMENT FIRM S.A.	24/10/2012
HELLENIC-AMERICAN SECURITIES S.A.	25/07/2014
LEON DEPOLAS SECURITIES S.A.	20/04/2015
MERIT SECURITIES S.A.	03/09/2013
NATIONAL SECURITIES S.A.	28/02/2013
PIRAEUS SECURITIES S.A.	08/09/2013

## List of Stocks under Market Making operations

Securities	Market Maker	Start Market Making	Stock Category
<b>OPAP (CR)</b>			
	ALPHA FINANCE INVESTMENT SERVICES S.A.	08/01/2013	Main Market
	EUROBANK EQUITIES INVESTMENT FIRM S.A	24/10/2012	
	HELLENIC-AMERICAN SECURITIES S.A.	25/07/2014	
	MERIT SECURITIES S.A	20/03/2017	
	NATIONAL SECURITIES S.A	15/01/2013	
	PIRAEUS SECURITIES S.A.	04/05/2015	
<b>OTE (CR)</b>			
	ALPHA FINANCE INVESTMENT SERVICES S.A.	08/01/2013	Main Market
	EUROBANK EQUITIES INVESTMENT FIRM S.A	24/10/2012	
	HELLENIC-AMERICAN SECURITIES S.A.	25/07/2014	
	LEON DEPOLAS SECURITIES S.A.	01/04/2019	
	MERIT SECURITIES S.A	20/03/2017	
	NATIONAL SECURITIES S.A	01/12/2012	
	PIRAEUS SECURITIES S.A.	08/09/2013	
<b>P.P.A. S.A. (CR)</b>			
	EUROBANK EQUITIES INVESTMENT FIRM S.A	06/02/2019	Main Market
<b>PAPOUTSANIS (CR)</b>			
	ALPHA FINANCE INVESTMENT SERVICES S.A.	19/11/2018	Main Market
	BETA SECURITIES S.A.	25/11/2013	
<b>PETROPOULOS PETROS (CR)</b>			
	BETA SECURITIES S.A.	28/05/2013	Main Market
	EUROBANK EQUITIES INVESTMENT FIRM S.A	01/04/2019	
<b>PIRAEUS BANK (CR)</b>			
	ALPHA FINANCE INVESTMENT SERVICES S.A.	15/04/2019	Main Market
	EUROBANK EQUITIES INVESTMENT FIRM S.A	23/10/2012	
	EUROXX SECURITIES S.A.	15/02/2016	
	HELLENIC-AMERICAN SECURITIES S.A.	14/01/2019	
	MERIT SECURITIES S.A	16/09/2013	
	NATIONAL SECURITIES S.A	02/06/2013	
	PIRAEUS SECURITIES S.A.	16/02/2013	
<b>PLAISIO COMPUTERS SA (CR)</b>			
	BETA SECURITIES S.A.	05/05/2014	Main Market
	EUROBANK EQUITIES INVESTMENT FIRM S.A	02/03/2015	
<b>PPC (CR)</b>			
	ALPHA FINANCE INVESTMENT SERVICES S.A.	23/07/2018	Main Market
	ALPHA FINANCE INVESTMENT SERVICES S.A.	08/01/2013	
	EUROBANK EQUITIES INVESTMENT FIRM S.A	23/10/2012	
	MERIT SECURITIES S.A	06/11/2017	
	NATIONAL SECURITIES S.A	26/03/2013	
	PIRAEUS SECURITIES S.A.	28/09/2013	
<b>QUALITY &amp; RELIABILITY SA (CR)</b>			
	BETA SECURITIES S.A.	20/08/2014	Main Market
<b>QUEST HOLDINGS (CR)</b>			
	BETA SECURITIES S.A.	26/03/2018	Main Market
	EUROBANK EQUITIES INVESTMENT FIRM S.A	28/01/2019	
<b>S.KANAKIS SA (CR)</b>			
	BETA SECURITIES S.A.	01/10/2013	Main Market
<b>THRACE PLASTICS SA (CR)</b>			
	ALPHA FINANCE INVESTMENT SERVICES S.A.	26/03/2018	Main Market
	EUROBANK EQUITIES INVESTMENT FIRM S.A	26/03/2018	
<b>TITAN CEMENT (CR)</b>			
	EUROBANK EQUITIES INVESTMENT FIRM S.A	12/03/2019	Main Market
	NATIONAL SECURITIES S.A	17/02/2014	
	PANTELAKIS SECURITIES S.A.	14/03/2019	
	PIRAEUS SECURITIES S.A.	04/05/2015	
<b>VIOHALCO SA/WV (CB)</b>			
	ALPHA FINANCE INVESTMENT SERVICES S.A.	17/02/2014	Main Market
	EUROBANK EQUITIES INVESTMENT FIRM S.A	01/01/2017	
	MERIT SECURITIES S.A	17/03/2014	

Underlying Asset				Derivatives Market													
Price max	Price min	Closing price	change	Delivery Month	Open price	Price max	Price min	Last price	Closing price	Last Bid	Last Ask	Fixing price*	Life high	Life low	Trades	Volume	Open Interest
<b>FTSE/Athex Large Cap</b>																	
2,168.98	2,143.57	2,160.05	0.37%	June 2019	2,169.00	2,178.00	2,145.50	2,161.50	2,161.50	---	---		2,178.00	---	306	2,703	9,878
				July 2019	2,139.00	2,140.00	2,088.00	2,117.00	2,117.00	---	---		2,140.00	---	218	1,610	1,854
				August 2019	---	---	---	---	2,160.00	---	---		---	---	---	---	---
				September 2019	---	---	---	---	2,164.25	---	---		---	---	---	---	---
				December 2019	---	---	---	---	2,175.00	---	---		---	---	---	---	---
				March 2020	---	---	---	---	2,186.00	---	---		---	---	---	---	---

(Trade Unit: 1 Index Point x 2E, Cash Settlement)

Derivatives notes

Fixing prices and final open positions can be retrieved from the following path <http://www.helex.gr/el/web/guest/statistics-end-of-day-derivatives>



Underlying Asset				Derivatives Market													
Price max	Price min	Closing price	change	Delivery Month	Open price	Price max	Price min	Last price	Closing price	Last Bid	Last Ask	Fixing price*	Life high	Life low	Trades	Volume	Open Interest
<b>ADMIE (IPTO) HOLDING S.A. (CR)</b>																	
(Contract Size: 100 Securities, Physical Delivery)																	
2.04	1.984	2.03	2.01%	June 2019	1.99	2.03	1.97	2.02	2.02	---	---	---	2.03	---	97	1,091	7,403
				September 2019	1.99	2.01	1.96	2.01	2.01	---	---	---	2.01	---	29	217	1,673
				December 2019	---	---	---	---	2.01	---	---	---	---	---	---	---	---
				March 2020	---	---	---	---	2.02	---	---	---	---	---	---	---	---
<b>ALPHA BANK (CR)</b>																	
(Contract Size: 100 Securities, Physical Delivery)																	
1.748	1.705	1.71	0.29%	June 2019	1.73	1.76	1.71	1.72	1.72	---	---	---	1.76	---	333	11,538	72,847
				September 2019	1.75	1.77	1.72	1.72	1.72	---	---	---	1.77	---	59	5,662	1,241
				December 2019	---	---	---	---	1.72	---	---	---	---	---	---	---	---
				March 2020	---	---	---	---	1.73	---	---	---	---	---	---	---	---
<b>ATTICA BANK S.A. (CR)</b>																	
(Contract Size: 100 Securities, Physical Delivery)																	
0.3405	0.3255	0.3315	2.00%	June 2019	0.332	0.341	0.327	0.330	0.330	---	---	---	0.359	---	34	1,203	5,148
				September 2019	---	---	---	---	0.327	---	---	---	---	---	---	---	---
				December 2019	---	---	---	---	0.328	---	---	---	---	---	---	---	---
				March 2020	---	---	---	---	0.330	---	---	---	---	---	---	---	---
<b>CC HBC AG (CR)</b>																	
(Contract Size: 100 Securities, Physical Delivery)																	
33.12	32.81	32.91	0.64%	June 2019	32.99	33.10	32.93	33.03	33.03	---	---	---	33.32	---	10	52	298
				September 2019	30.84	30.84	30.84	30.84	30.84	---	---	---	31.00	---	1	5	14
				December 2019	---	---	---	---	33.05	---	---	---	---	---	---	---	---
				March 2020	---	---	---	---	33.22	---	---	---	---	---	---	---	---
<b>CENERGY HOLDINGS (CB)</b>																	
(Contract Size: 100 Securities, Physical Delivery)																	
1.47	1.42	1.46	-0.14%	June 2019	1.44	1.47	1.43	1.45	1.45	---	---	---	1.48	---	15	941	7,244
				September 2019	1.46	1.48	1.44	1.47	1.47	---	---	---	1.49	---	19	864	975
				December 2019	---	---	---	---	1.48	---	---	---	---	---	---	---	---
				March 2020	---	---	---	---	1.49	---	---	---	---	---	---	---	---
<b>ELLAKTOR (CR)</b>																	
(Contract Size: 100 Securities, Physical Delivery)																	
1.934	1.866	1.928	3.21%	June 2019	1.89	1.93	1.86	1.93	1.93	---	---	---	1.93	---	68	564	8,488
				September 2019	1.92	1.94	1.91	1.94	1.94	---	---	---	1.94	---	15	295	185
				December 2019	---	---	---	---	1.89	---	---	---	---	---	---	---	---
				March 2020	---	---	---	---	1.90	---	---	---	---	---	---	---	---
<b>EUROBANK ERGASIAS (CR)</b>																	
(Contract Size: 100 Securities, Physical Delivery)																	
0.8585	0.83	0.842	0.24%	June 2019	0.850	0.860	0.829	0.839	0.839	---	---	---	0.890	---	200	17,078	47,937
				September 2019	0.857	0.857	0.837	0.841	0.841	---	---	---	0.878	---	58	7,676	2,975
				December 2019	---	---	---	---	0.849	---	---	---	---	---	---	---	---
				March 2020	---	---	---	---	0.853	---	---	---	---	---	---	---	---

Derivatives notes

Fixing prices and final open positions can be retrieved from the following path <http://www.helex.gr/el/web/guest/statistics-end-of-day-derivatives>

Underlying Asset				Derivatives Market													
Price max	Price min	Closing price	change	Delivery Month	Open price	Price max	Price min	Last price	Closing price	Last Bid	Last Ask	Fixing price*	Life high	Life low	Trades	Volume	Open Interest
<b>EYDAP S.A. (CR)</b>				(Contract Size: 100 Securities, Physical Delivery)													
6.83	6.66	6.76	0.00%	June 2019	6.75	6.83	6.75	6.78	6.78	---	---	---	6.83	---	23	105	312
				September 2019	---	---	---	---	6.80	---	---	---	6.57	---	---	---	35
				December 2019	---	---	---	---	6.83	---	---	---	---	---	---	---	---
				March 2020	---	---	---	---	6.87	---	---	---	---	---	---	---	---
<b>FOURLIS (CR)</b>				(Contract Size: 100 Securities, Physical Delivery)													
5.42	5.23	5.39	1.70%	June 2019	5.33	5.40	5.29	5.40	5.40	---	---	---	5.64	---	16	47	272
				September 2019	---	---	---	---	5.33	---	---	---	---	---	---	---	---
				December 2019	---	---	---	---	5.36	---	---	---	---	---	---	---	---
				March 2020	---	---	---	---	5.38	---	---	---	---	---	---	---	---
<b>GEK TERNA (CR)</b>				(Contract Size: 100 Securities, Physical Delivery)													
5.24	5.12	5.13	-1.16%	June 2019	5.19	5.25	5.13	5.13	5.13	---	---	---	5.48	---	24	5,325	8,463
				September 2019	5.18	5.26	5.18	5.18	5.18	---	---	---	5.26	---	26	5,327	145
				December 2019	---	---	---	---	5.25	---	---	---	---	---	---	---	---
				March 2020	---	---	---	---	5.27	---	---	---	---	---	---	---	---
<b>HELLENIC EXCHANGES-A.S.E. (CR)</b>				(Contract Size: 100 Securities, Physical Delivery)													
4.915	4.765	4.84	-0.21%	June 2019	4.90	4.91	4.77	4.88	4.88	---	---	---	4.93	---	32	97	4,094
				September 2019	4.85	4.85	4.85	4.85	4.85	---	---	---	4.85	---	1	2	33
				December 2019	---	---	---	---	4.90	---	---	---	---	---	---	---	---
				March 2020	---	---	---	---	4.93	---	---	---	---	---	---	---	---
<b>HELLENIC PETROLEUM (CR)</b>				(Contract Size: 100 Securities, Physical Delivery)													
8.75	8.52	8.61	-0.46%	June 2019	8.73	8.73	8.54	8.66	8.66	---	---	---	8.77	---	36	72	2,377
				September 2019	8.20	8.28	8.11	8.28	8.28	---	---	---	8.37	---	7	15	125
				December 2019	---	---	---	---	8.74	---	---	---	---	---	---	---	---
				March 2020	---	---	---	---	8.79	---	---	---	---	---	---	---	---
<b>INTRACOM HOLDINGS (CR)</b>				(Contract Size: 100 Securities, Physical Delivery)													
0.871	0.812	0.86	5.65%	June 2019	0.812	0.868	0.812	0.868	0.868	---	---	---	1.12	---	23	139	3,938
				September 2019	---	---	---	---	0.819	---	---	---	1.09	---	---	---	40
				December 2019	---	---	---	---	0.823	---	---	---	---	---	---	---	---
				March 2020	---	---	---	---	0.827	---	---	---	---	---	---	---	---
<b>INTRALOT (CR)</b>				(Contract Size: 100 Securities, Physical Delivery)													
0.377	0.3535	0.366	1.38%	June 2019	0.366	0.372	0.356	0.369	0.369	---	---	---	0.575	---	28	150	4,271
				September 2019	---	---	---	---	0.363	---	---	---	0.530	---	---	---	59
				December 2019	---	---	---	---	0.365	---	---	---	---	---	---	---	---
				March 2020	---	---	---	---	0.367	---	---	---	---	---	---	---	---

Derivatives notes

Fixing prices and final open positions can be retrieved from the following path <http://www.helex.gr/el/web/guest/statistics-end-of-day-derivatives>

Underlying Asset				Derivatives Market													
Price max	Price min	Closing price	change	Delivery Month	Open price	Price max	Price min	Last price	Closing price	Last Bid	Last Ask	Fixing price*	Life high	Life low	Trades	Volume	Open Interest
<b>JUMBO SA (CR)</b>				(Contract Size: 100 Securities, Physical Delivery)													
16.5	16.13	16.34	-0.97%	June 2019	16.50	16.50	16.26	16.45	16.45	---	---	---	16.60	---	16	41	511
				September 2019	16.24	16.48	16.23	16.48	16.48	---	---	---	16.48	---	5	8	20
				December 2019	---	---	---	---	16.68	---	---	---	---	---	---	---	---
				March 2020	---	---	---	---	16.76	---	---	---	---	---	---	---	---
<b>LAMDA DEVELOPMENT SA (CR)</b>				(Contract Size: 100 Securities, Physical Delivery)													
8.13	7.52	8.04	4.96%	June 2019	7.63	8.13	7.58	8.09	8.09	---	---	---	8.13	---	174	459	2,200
				September 2019	7.82	8.14	7.82	8.14	8.14	---	---	---	8.14	---	10	73	20
				December 2019	---	---	---	---	7.74	---	---	---	---	---	---	---	---
				March 2020	---	---	---	---	7.78	---	---	---	---	---	---	---	---
<b>MARFIN INVESTMENT GROUP (CR)</b>				(Contract Size: 100 Securities, Physical Delivery)													
0.1068	0.1022	0.104	1.76%	June 2019	0.107	0.107	0.104	0.104	0.104	---	---	---	0.116	---	45	1,363	79,153
				September 2019	0.107	0.109	0.106	0.108	0.108	---	---	---	0.112	---	14	356	4,388
				December 2019	---	---	---	---	0.103	---	---	---	---	---	---	---	---
				March 2020	---	---	---	---	0.104	---	---	---	---	---	---	---	---
<b>MOTOR OIL (CR)</b>				(Contract Size: 100 Securities, Physical Delivery)													
22.7	22.16	22.66	0.35%	June 2019	22.53	22.56	22.30	22.49	22.49	---	---	---	22.89	---	5	5	235
				September 2019	---	---	---	---	22.71	---	---	---	22.41	---	---	---	64
				December 2019	---	---	---	---	22.82	---	---	---	---	---	---	---	---
				March 2020	---	---	---	---	22.94	---	---	---	---	---	---	---	---
<b>MYTILINEOS HOLDINGS (CR)</b>				(Contract Size: 100 Securities, Physical Delivery)													
10.28	10.05	10.21	-0.39%	June 2019	10.10	10.28	10.09	10.20	10.20	---	---	---	10.28	---	108	576	8,475
				September 2019	10.01	10.05	9.81	9.90	9.90	---	---	---	10.05	---	40	431	679
				December 2019	---	---	---	---	10.36	---	---	---	---	---	---	---	---
				March 2020	---	---	---	---	10.41	---	---	---	---	---	---	---	---
<b>NATIONAL BANK (CR)</b>				(Contract Size: 100 Securities, Physical Delivery)													
2.467	2.408	2.43	1.08%	June 2019	2.42	2.48	2.41	2.43	2.43	---	---	---	2.48	---	318	10,467	60,339
				September 2019	2.45	2.50	2.43	2.43	2.43	---	---	---	2.50	---	54	3,978	1,781
				December 2019	---	---	---	---	2.43	---	---	---	---	---	---	---	---
				March 2020	---	---	---	---	2.44	---	---	---	---	---	---	---	---
<b>OPAP (CR)</b>				(Contract Size: 100 Securities, Physical Delivery)													
9.95	9.715	9.95	0.61%	June 2019	9.91	9.99	9.76	9.99	9.99	---	---	---	9.99	---	43	238	4,249
				September 2019	9.60	9.60	9.36	9.36	9.36	---	---	---	9.60	---	9	43	587
				December 2019	---	---	---	---	10.00	---	---	---	---	---	---	---	---
				March 2020	---	---	---	---	10.05	---	---	---	---	---	---	---	---

Derivatives notes

Fixing prices and final open positions can be retrieved from the following path <http://www.helex.gr/el/web/guest/statistics-end-of-day-derivatives>

Underlying Asset				Derivatives Market													
Price max	Price min	Closing price	change	Delivery Month	Open price	Price max	Price min	Last price	Closing price	Last Bid	Last Ask	Fixing price*	Life high	Life low	Trades	Volume	Open Interest
<b>O.T.E. (CR)</b>																	
(Contract Size: 100 Securities, Physical Delivery)																	
12.64	12.32	12.48	0.32%	June 2019	12.62	12.63	12.41	12.52	12.52	---	---	---	12.69	---	22	182	2,823
				September 2019	12.00	12.00	12.00	12.00	12.00	---	---	---	12.41	---	1	1	289
				December 2019	---	---	---	---	12.57	---	---	---	---	---	---	---	---
				March 2020	---	---	---	---	12.64	---	---	---	---	---	---	---	---
<b>P.P.A. S.A. (CR)</b>																	
(Contract Size: 100 Securities, Physical Delivery)																	
22.7	22.3	22.4	0.00%	June 2019	22.51	22.59	22.51	22.59	22.59	---	---	---	23.19	---	2	6	228
				September 2019	22.30	22.50	22.20	22.20	22.20	---	---	---	22.85	---	10	17	457
				December 2019	---	---	---	---	22.64	---	---	---	---	---	---	---	---
				March 2020	---	---	---	---	22.75	---	---	---	---	---	---	---	---
<b>PIRAEUS BANK (CR)</b>																	
(Contract Size: 100 Securities, Physical Delivery)																	
2.988	2.916	2.966	2.28%	June 2019	2.96	2.99	2.93	2.96	2.96	---	---	---	3.02	---	608	13,442	26,962
				September 2019	2.95	3.01	2.95	2.97	2.97	---	---	---	3.01	---	59	7,900	1,391
				December 2019	---	---	---	---	2.93	---	---	---	---	---	---	---	---
				March 2020	---	---	---	---	2.95	---	---	---	---	---	---	---	---
<b>PPC (CR)</b>																	
(Contract Size: 100 Securities, Physical Delivery)																	
2.18	2.082	2.114	-2.04%	June 2019	2.18	2.20	2.11	2.13	2.13	---	---	---	2.30	---	213	1,621	15,245
				September 2019	2.18	2.18	2.11	2.15	2.15	---	---	---	2.30	---	70	461	1,023
				December 2019	---	---	---	---	2.18	---	---	---	---	---	---	---	---
				March 2020	---	---	---	---	2.19	---	---	---	---	---	---	---	---
<b>TERNA ENERGY (CR)</b>																	
(Contract Size: 106 Securities, Physical Delivery)																	
7.1	6.99	7.06	0.86%	June 2019	7.02	7.08	7.02	7.08	7.08	---	---	---	7.08	---	62	1,363	3,391
				September 2019	7.11	7.13	7.10	7.10	7.10	---	---	---	7.13	---	32	1,505	484
				December 2019	---	---	---	---	7.08	---	---	---	---	---	---	---	---
				March 2020	---	---	---	---	7.11	---	---	---	---	---	---	---	---
<b>TITAN CEMENT (CR)</b>																	
(Contract Size: 100 Securities, Physical Delivery)																	
17.96	17.58	17.84	-0.67%	June 2019	17.84	17.86	17.56	17.83	17.83	---	---	---	19.70	---	35	125	1,359
				September 2019	17.82	18.05	17.75	17.77	17.77	---	---	---	18.51	---	15	52	28
				December 2019	---	---	---	---	18.15	---	---	---	---	---	---	---	---
				March 2020	---	---	---	---	18.24	---	---	---	---	---	---	---	---
<b>VIOHALCO SA/NV (CB)</b>																	
(Contract Size: 100 Securities, Physical Delivery)																	
3.595	3.48	3.595	1.84%	June 2019	3.56	3.61	3.52	3.60	3.60	---	---	---	3.61	---	37	430	6,555
				September 2019	3.56	3.63	3.54	3.63	3.63	---	---	---	3.63	---	20	443	387
				December 2019	---	---	---	---	3.57	---	---	---	---	---	---	---	---
				March 2020	---	---	---	---	3.59	---	---	---	---	---	---	---	---

## Derivatives notes

Fixing prices and final open positions can be retrieved from the following path <http://www.helex.gr/el/web/guest/statistics-end-of-day-derivatives>

FTSE/Athex Large Cap

(Trade Unit: 1 Index Point x 2€ - Exercise Style: European, Cash Settlement)

Call Options																Put Options																
Exercise Price	June 2019						July 2019						Other Months		June 2019						July 2019						Other Months		Exercise Price			
	Open price	Price max	Price min	Last price	Closing price	Volume	Open Interest	Open price	Price max	Price min	Last price	Closing price	Volume	Open Interest	Volume	Open Interest	Open price	Price max	Price min	Last price	Closing price	Volume	Open Interest	Open price	Price max	Price min	Last price	Closing price		Volume	Open Interest	Volume
1,425	0.00	0.00	0.00	-	728.00	-	-	-	-	-	-	-	-	-	-	0.00	0.00	0.00	-	0.01	-	-	-	-	-	-	-	-	-	-	-	1,425
1,450	0.00	0.00	0.00	-	703.00	-	-	-	-	-	-	-	-	-	-	0.00	0.00	0.00	-	0.01	-	-	-	-	-	-	-	-	-	-	-	1,450
1,475	0.00	0.00	0.00	-	678.00	-	-	-	-	-	-	-	-	-	-	0.00	0.00	0.00	-	0.01	-	-	-	-	-	-	-	-	-	-	-	1,475
1,500	0.00	0.00	0.00	-	653.00	-	-	-	-	-	-	-	-	-	-	0.00	0.00	0.00	-	0.01	-	-	-	-	-	-	-	-	-	-	-	1,500
1,525	0.00	0.00	0.00	-	628.00	-	-	-	-	-	-	-	-	-	-	0.00	0.00	0.00	-	0.02	-	-	-	-	-	-	-	-	-	-	-	1,525
1,550	0.00	0.00	0.00	-	603.00	-	-	-	-	-	-	-	-	-	-	0.00	0.00	0.00	-	0.01	-	-	-	-	-	-	-	-	-	-	-	1,550
1,575	0.00	0.00	0.00	-	578.00	-	-	-	-	-	-	-	-	-	-	0.00	0.00	0.00	-	0.01	-	-	-	-	-	-	-	-	-	-	-	1,575
1,600	0.00	0.00	0.00	-	553.00	-	-	-	-	-	-	-	-	-	-	0.00	0.00	0.00	-	0.01	-	-	-	-	-	-	-	-	-	-	-	1,600
1,625	0.00	0.00	0.00	-	528.00	-	-	-	-	-	-	-	-	-	-	0.00	0.00	0.00	-	0.01	-	-	-	-	-	-	-	-	-	-	-	1,625
1,650	0.00	0.00	0.00	-	503.00	-	-	-	-	-	-	-	-	-	-	0.00	0.00	0.00	-	0.01	-	-	-	-	-	-	-	-	-	-	-	1,650
1,675	0.00	0.00	0.00	-	478.00	-	-	-	-	-	-	-	-	-	-	0.00	0.00	0.00	-	0.02	-	-	-	-	-	-	-	-	-	-	-	1,675
1,700	0.00	0.00	0.00	-	453.00	-	-	-	-	-	-	-	-	-	-	0.00	0.00	0.00	-	0.07	-	-	-	-	-	-	-	-	-	-	-	1,700
1,725	0.00	0.00	0.00	-	428.00	-	-	0.00	0.00	0.00	-	375.00	-	-	-	0.00	0.00	0.00	-	0.20	-	-	0.00	0.00	0.00	-	0.01	-	-	-	1,725	
1,750	0.00	0.00	0.00	-	403.00	-	-	0.00	0.00	0.00	-	350.00	-	-	-	0.00	0.00	0.00	-	0.56	-	-	0.00	0.00	0.00	-	0.02	-	-	-	1,750	
1,775	0.00	0.00	0.00	-	378.00	-	-	0.00	0.00	0.00	-	325.00	-	-	-	0.00	0.00	0.00	-	0.01	-	-	0.00	0.00	0.00	-	0.04	-	-	-	1,775	
1,800	0.00	0.00	0.00	-	353.00	-	-	0.00	0.00	0.00	-	300.00	-	-	-	0.00	0.00	0.00	-	0.01	-	-	0.00	0.00	0.00	-	0.10	-	-	-	1,800	
1,825	0.00	0.00	0.00	-	328.00	-	-	0.00	0.00	0.00	-	275.00	-	-	-	0.00	0.00	0.00	-	0.01	-	40	0.00	0.00	0.00	-	0.22	-	30	-	1,825	
1,850	0.00	0.00	0.00	-	303.00	-	-	0.00	0.00	0.00	-	251.00	-	20	-	0.00	0.00	0.00	-	0.01	-	404	0.00	0.00	0.00	-	0.46	-	40	-	1,850	
1,875	0.00	0.00	0.00	-	278.00	-	32	0.00	0.00	0.00	-	226.00	-	7	-	0.00	0.00	0.00	-	0.01	-	149	0.00	0.00	0.00	-	0.89	-	2	-	1,875	
1,900	0.00	0.00	0.00	-	253.00	-	56	0.00	0.00	0.00	-	202.00	-	40	-	0.00	0.00	0.00	-	0.01	-	42	0.00	0.00	0.00	-	1.70	-	-	-	1,900	
1,925	0.00	0.00	0.00	-	228.00	-	404	0.00	0.00	0.00	-	178.00	-	20	-	0.00	0.00	0.00	-	0.01	-	20	0.00	0.00	0.00	-	2.90	-	20	-	1,925	
1,950	0.00	0.00	0.00	-	203.00	-	105	0.00	0.00	0.00	-	155.00	-	62	-	0.00	0.00	0.00	-	0.01	-	63	0.00	0.00	0.00	-	4.90	-	101	-	1,950	
1,975	0.00	0.00	0.00	-	178.00	-	39	0.00	0.00	0.00	-	133.00	-	25	-	0.00	0.00	0.00	-	0.02	-	162	0.00	0.00	0.00	-	7.90	-	240	-	1,975	
2,000	0.00	0.00	0.00	-	153.00	-	23	0.00	0.00	0.00	-	113.00	-	142	-	0.00	0.00	0.00	-	0.08	-	154	0.00	0.00	0.00	-	12.00	-	227	-	2,000	
2,050	0.00	0.00	0.00	-	104.00	-	42	44.00	44.00	44.00	44.00	44.00	1	150	-	0.00	0.00	0.00	-	1.00	-	295	0.00	0.00	0.00	-	25.50	-	486	-	2,050	
2,100	70.00	84.00	70.00	84.00	84.00	2	125	52.00	57.00	14.00	14.00	14.00	64	404	-	0.00	84.00	0.00	-	6.20	-	625	35.00	38.00	33.00	33.00	33.00	80	162	-	2,100	
2,150	0.00	0.00	0.00	-	26.00	-	474	27.50	31.75	23.25	26.00	26.00	31	204	-	13.00	0.00	13.00	14.50	14.50	92	191	63.50	63.50	63.00	63.00	63.00	50	140	-	2,150	
2,200	0.00	0.00	0.00	-	8.00	-	2	16.50	19.00	12.25	18.00	18.00	65	323	-	47.00	0.00	47.00	47.00	47.00	10	-	110.00	110.00	110.00	110.00	110.00	20	60	-	2,200	
2,250	0.00	0.00	0.00	-	1.60	-	-	0.00	0.00	0.00	-	6.60	-	-	-	0.00	0.00	0.00	-	98.50	-	-	0.00	0.00	0.00	-	155.00	-	-	-	2,250	
2,300	0.00	0.00	0.00	-	0.21	-	-	0.00	0.00	0.00	-	2.80	-	-	-	0.00	0.00	0.00	-	147.00	-	-	0.00	0.00	0.00	-	202.00	-	-	-	2,300	
2,350	0.00	0.00	0.00	-	0.02	-	-	0.00	0.00	0.00	-	1.10	-	-	-	0.00	0.00	0.00	-	197.00	-	-	0.00	0.00	0.00	-	250.00	-	-	-	2,350	
2,400	0.00	0.00	0.00	-	0.01	-	-	0.00	0.00	0.00	-	0.38	-	-	-	0.00	0.00	0.00	-	247.00	-	-	0.00	0.00	0.00	-	299.00	-	-	-	2,400	
Totals:						2	1,302					161	1,397	0	0						102	2,145					150	1,508	0	0		
Number of Trades:						2						22		0							11					8		0				

ALPHA BANK (CR)

(Contract Size: 100 Securities, Exercise Style: American, Physical Delivery)

Call Options															Put Options																	
Exercise Price	June 2019						July 2019						Other Months		June 2019						July 2019						Other Months		Exercise Price			
	Open price	Price max	Price min	Last price	Closing price	Volume	Open Interest	Open price	Price max	Price min	Last price	Closing price	Volume	Open Interest	Volume	Open Interest	Open price	Price max	Price min	Last price	Closing price	Volume	Open Interest	Open price	Price max	Price min	Last price	Closing price		Volume	Open Interest	Volume
0.600	0.000	0.000	0.000		1.11	-	-						-	-			0.000	0.000	0.000		0.001	-	-					-	-			0.006
0.650	0.000	0.000	0.000		1.06	-	-						-	-			0.000	0.000	0.000		0.001	-	-					-	-			0.007
0.700	0.000	0.000	0.000		1.01	-	-						-	-			0.000	0.000	0.000		0.001	-	-					-	-			0.007
0.750	0.000	0.000	0.000		0.960	-	-						-	-			0.000	0.000	0.000		0.001	-	-					-	-			0.008
0.800	0.000	0.000	0.000		0.910	-	-						-	-			0.000	0.000	0.000		0.002	-	-					-	-			0.008
0.850	0.000	0.000	0.000		0.861	-	-	0.000	0.000	0.000		0.862	-	-			0.000	0.000	0.000		0.001	-	-	0.000	0.000	0.000		0.002	-	-		0.009
0.900	0.000	0.000	0.000		0.811	-	-	0.000	0.000	0.000		0.812	-	-			0.000	0.000	0.000		0.001	-	-	0.000	0.000	0.000		0.001	-	-		0.009
0.950	0.000	0.000	0.000		0.761	-	-	0.000	0.000	0.000		0.762	-	-			0.000	0.000	0.000		0.002	-	-	0.000	0.000	0.000		0.001	-	-		0.010
1.000	0.000	0.000	0.000		0.711	-	-	0.000	0.000	0.000		0.713	-	-			0.000	0.000	0.000		0.006	-	-	0.000	0.000	0.000		0.002	-	-		0.010
1.100	0.000	0.000	0.000		0.611	-	-	0.000	0.000	0.000		0.614	-	50			0.000	0.000	0.000		0.001	-	-	0.000	0.000	0.000		0.002	-	-		0.011
1.200	0.000	0.000	0.000		0.511	-	-	0.000	0.000	0.000		0.517	-	20			0.000	0.000	0.000		0.002	-	-	0.000	0.000	0.000		0.005	-	-		0.012
1.300	0.000	0.000	0.000		0.411	-	-	0.000	0.000	0.000		0.426	-	-			0.000	0.000	0.000		0.001	-	-	0.000	0.000	0.000		0.013	-	-		0.013
1.400	0.000	0.000	0.000		0.312	-	-	0.000	0.000	0.000		0.341	-	-			0.000	0.000	0.000		0.001	-	-	0.000	0.000	0.000		0.028	-	-		0.014
1.500	0.000	0.000	0.000		0.217	-	-	0.000	0.000	0.000		0.265	-	10			0.000	0.000	0.000		0.006	-	-	0.000	0.000	0.000		0.052	-	-		0.015
1.600	0.000	0.000	0.000		0.135	-	7	0.000	0.000	0.000		0.200	-	-			0.000	0.000	0.000		0.024	-	-	0.000	0.000	0.000		0.087	-	-		0.016
1.700	0.000	0.000	0.000		0.072	-	10	0.174	0.174	0.174	0.174	0.174	5	-			0.000	0.000	0.000		0.061	-	-	0.150	0.150	0.150	0.150	0.150	3	0		0.017
1.800	0.000	0.000	0.000		0.033	-	-	0.000	0.000	0.000		0.105	-	13			0.000	0.000	0.000		0.122	-	-	0.000	0.000	0.000		0.192	-	-		0.018
1.900	0.000	0.000	0.000		0.013	-	-	0.000	0.000	0.000		0.074	-	-			0.000	0.000	0.000		0.202	-	-	0.000	0.000	0.000		0.260	-	-		0.019
2.000	0.000	0.000	0.000		0.004	-	-	0.000	0.000	0.000		0.051	-	-			0.000	0.000	0.000		0.293	-	-	0.000	0.000	0.000		0.337	-	-		0.020
2.200	0.000	0.000	0.000		0.001	-	-	0.000	0.000	0.000		0.022	-	-			0.000	0.000	0.000		0.490	-	-	0.000	0.000	0.000		0.509	-	-		0.022
2.400	0.000	0.000	0.000		0.001	-	-	0.000	0.000	0.000		0.009	-	-			0.000	0.000	0.000		0.690	-	-	0.000	0.000	0.000		0.696	-	-		0.024
2.600	0.000	0.000	0.000		0.001	-	-						-	-			0.000	0.000	0.000		0.890	-	-					-	-			0.026
2.800	0.000	0.000	0.000		0.001	-	-						-	-			0.000	0.000	0.000		1.09	-	-					-	-			0.028
3.000	0.000	0.000	0.000		0.002	-	-						-	-			0.000	0.000	0.000		1.29	-	-					-	-			0.030
Totals:						0	17						5	93	10	0						0	0					3	1	0	0	
Number of Trades:						0							1		1							0.00						1		0		

NATIONAL BANK (CR)

(Contract Size: 100 Securities, Exercise Style: American, Physical Delivery)

Call Options																Put Options																
Exercise Price	June 2019						July 2019						Other Months		June 2019						July 2019						Other Months		Exercise Price			
	Open price	Price max	Price min	Last price	Closing price	Volume	Open Interest	Open price	Price max	Price min	Last price	Closing price	Volume	Open Interest	Volume	Open Interest	Open price	Price max	Price min	Last price	Closing price	Volume	Open Interest	Open price	Price max	Price min	Last price	Closing price		Volume	Open Interest	Volume
0.050	0.000	0.000	0.000		2.35	-	-										0.000	0.000	0.000		0.003	-	-									0.001
0.100	0.000	0.000	0.000		2.30	-	-										0.000	0.000	0.000		0.053	-	-									0.001
0.150	0.000	0.000	0.000		2.25	-	-										0.000	0.000	0.000		0.191	-	-									0.002
0.200	0.000	0.000	0.000		2.20	-	-										0.000	0.000	0.000		0.408	-	-									0.002
0.250	0.000	0.000	0.000		2.15	-	-										0.000	0.000	0.000		0.700	-	-									0.003
0.300	0.000	0.000	0.000		2.10	-	-										0.000	0.000	0.000		0.001	-	-									0.003
0.350	0.000	0.000	0.000		2.05	-	-										0.000	0.000	0.000		0.002	-	-									0.004
0.400	0.000	0.000	0.000		2.00	-	-										0.000	0.000	0.000		0.005	-	-									0.004
0.450	0.000	0.000	0.000		1.95	-	-										0.000	0.000	0.000		0.001	-	-									0.005
0.500	0.000	0.000	0.000		1.90	-	-										0.000	0.000	0.000		0.001	-	-									0.005
0.550	0.000	0.000	0.000		1.85	-	-										0.000	0.000	0.000		0.001	-	-									0.006
0.650	0.000	0.000	0.000		1.75	-	-										0.000	0.000	0.000		0.001	-	-									0.007
0.700	0.000	0.000	0.000		1.70	-	-										0.000	0.000	0.000		0.001	-	-									0.007
0.750	0.000	0.000	0.000		1.65	-	-										0.000	0.000	0.000		0.001	-	-									0.008
0.800	0.000	0.000	0.000		1.60	-	-										0.000	0.000	0.000		0.001	-	-									0.008
0.850	0.000	0.000	0.000		1.55	-	-										0.000	0.000	0.000		0.001	-	-									0.009
0.900	0.000	0.000	0.000		1.50	-	-										0.000	0.000	0.000		0.002	-	-									0.009
0.950	0.000	0.000	0.000		1.45	-	-										0.000	0.000	0.000		0.001	-	-									0.010
1.000	0.000	0.000	0.000		1.40	-	-										0.000	0.000	0.000		0.001	-	-									0.010
1.100	0.000	0.000	0.000		1.30	-	-										0.000	0.000	0.000		0.001	-	-									0.011
1.200	0.000	0.000	0.000		1.20	-	-										0.000	0.000	0.000		0.001	-	-									0.012
1.300	0.000	0.000	0.000		1.10	-	-										0.000	0.000	0.000		0.001	-	-									0.013
1.400	0.000	0.000	0.000		1.00	-	-	0.000	0.000	0.000		1.00	-	-		0.000	0.000	0.000		0.001	-	-	0.000	0.000	0.000		0.002	-	-		0.014	
1.500	0.000	0.000	0.000		0.901	-	-	0.000	0.000	0.000		0.904	-	-		0.000	0.000	0.000		0.001	-	170	0.000	0.000	0.000		0.001	-	-		0.015	
1.600	0.000	0.000	0.000		0.801	-	-	0.000	0.000	0.000		0.806	-	-		0.000	0.000	0.000		0.004	-	-	0.000	0.000	0.000		0.002	-	-		0.016	
1.700	0.000	0.000	0.000		0.701	-	-	0.000	0.000	0.000		0.709	-	-		0.000	0.000	0.000		0.001	-	35	0.000	0.000	0.000		0.006	-	-		0.017	
1.800	0.000	0.000	0.000		0.601	-	-	0.000	0.000	0.000		0.616	-	-		0.000	0.000	0.000		0.001	-	-	0.000	0.000	0.000		0.012	-	-		0.018	
1.900	0.000	0.000	0.000		0.501	-	-	0.000	0.000	0.000		0.526	-	20		0.000	0.000	0.000		0.002	-	-	0.000	0.000	0.000		0.022	-	-		0.019	
2.000	0.425	0.425	0.425	0.425	0.425	5	10	0.000	0.000	0.000		0.443	-	-		0.000	0.000	0.000		0.001	-	-	0.000	0.000	0.000		0.039	-	-		0.020	
2.200	0.000	0.000	0.000		0.219	-	10	0.000	0.000	0.000		0.298	-	14		0.000	0.000	0.000		0.018	-	-	0.000	0.000	0.000		0.094	-	-		0.022	
2.400	0.000	0.000	0.000		0.086	-	-	0.000	0.000	0.000		0.186	-	90		0.000	0.000	0.000		0.084	-	-	0.000	0.000	0.000		0.182	-	-		0.024	
2.600	0.000	0.000	0.000		0.023	-	-	0.000	0.000	0.000		0.111	-	7		0.000	0.000	0.000		0.221	-	-	0.000	0.000	0.000		0.306	-	-		0.026	
2.800	0.000	0.000	0.000		0.004	-	-	0.000	0.000	0.000		0.062	-	-		0.000	0.000	0.000		0.403	-	-	0.000	0.000	0.000		0.457	-	-		0.028	
3.000	0.000	0.000	0.000		0.002	-	-	0.000	0.000	0.000		0.032	-	-		0.000	0.000	0.000		0.600	-	-	0.000	0.000	0.000		0.627	-	-		0.030	
3.200	0.000	0.000	0.000		0.001	-	-	0.000	0.000	0.000		0.016	-	-		0.000	0.000	0.000		0.800	-	-	0.000	0.000	0.000		0.812	-	-		0.032	
3.400	0.000	0.000	0.000		0.001	-	-	0.000	0.000	0.000		0.008	-	-		0.000	0.000	0.000		1.00	-	-	0.000	0.000	0.000		1.00	-	-		0.034	

NATIONAL BANK (CR)

(Contract Size: 100 Securities, Exercise Style: American, Physical Delivery)

	Call Options														Put Options																		
	June 2019						July 2019						Other Months		June 2019						July 2019						Other Months						
Exercise Price	Open price	Price max	Price min	Last price	Closing price	Volume	Open Interest	Open price	Price max	Price min	Last price	Closing price	Volume	Open Interest	Volume	Open Interest	Open price	Price max	Price min	Last price	Closing price	Volume	Open Interest	Open price	Price max	Price min	Last price	Closing price	Volume	Open Interest	Volume	Open Interest	Exercise Price
Totals:						5	20						0	131	0	0						5	205						0	0	0	154	
Number of Trades:						1							0		0							0.00							0		0		



OPAP (CR)

(Contract Size: 100 Securities, Exercise Style: American, Physical Delivery)

Call Options															Put Options																						
Exercise Price	June 2019						July 2019						Other Months		June 2019						July 2019						Other Months		Exercise Price								
	Open price	Price max	Price min	Last price	Closing price	Volume	Open Interest	Open price	Price max	Price min	Last price	Closing price	Volume	Open Interest	Volume	Open Interest	Open price	Price max	Price min	Last price	Closing price	Volume	Open Interest	Open price	Price max	Price min	Last price	Closing price		Volume	Open Interest	Volume	Open Interest				
5.600	0.000	0.000	0.000		4.29	-	-						-	-			0.000	0.000	0.000		0.001	-	-					-	-					0.056			
6.000	0.000	0.000	0.000		3.89	-	-						-	-			0.000	0.000	0.000		0.001	-	-					-	-					0.060			
6.400	0.000	0.000	0.000		3.49	-	-	0.000	0.000	0.000		3.50	-	-			0.000	0.000	0.000		0.001	-	-	0.000	0.000	0.000		0.001	-	-					0.064		
6.800	0.000	0.000	0.000		3.09	-	-	0.000	0.000	0.000		3.10	-	-			0.000	0.000	0.000		0.002	-	-	0.000	0.000	0.000		0.002	-	-					0.068		
7.200	0.000	0.000	0.000		2.69	-	-	0.000	0.000	0.000		2.71	-	-			0.000	0.000	0.000		0.007	-	-	0.000	0.000	0.000		0.001	-	-					0.072		
7.600	0.000	0.000	0.000		2.29	-	-	0.000	0.000	0.000		2.31	-	-			0.000	0.000	0.000		0.001	-	-	0.000	0.000	0.000		0.001	-	-					0.076		
8.000	0.000	0.000	0.000		1.89	-	-	0.000	0.000	0.000		1.91	-	-			0.000	0.000	0.000		0.016	-	-	0.000	0.000	0.000		0.001	-	-					0.080		
8.400	0.000	0.000	0.000		1.50	-	-	0.000	0.000	0.000		1.52	-	-			0.000	0.000	0.000		0.002	-	-	0.000	0.000	0.000		0.008	-	-					0.084		
8.800	0.000	0.000	0.000		1.10	-	1	0.000	0.000	0.000		1.14	-	-			0.000	0.000	0.000		0.001	-	20	0.000	0.000	0.000		0.030	-	-					0.088		
9.200	0.000	0.000	0.000		0.702	-	-	0.000	0.000	0.000		0.795	-	-			0.000	0.000	0.000		0.006	-	40	0.000	0.000	0.000		0.086	-	-					0.092		
9.600	0.000	0.000	0.000		0.351	-	5	0.000	0.000	0.000		0.511	-	1			0.000	0.000	0.000		0.055	-	-	0.000	0.000	0.000		0.201	-	-					0.096		
10.000	0.000	0.000	0.000		0.117	-	-	0.000	0.000	0.000		0.298	-	-			0.000	0.000	0.000		0.222	-	-	0.000	0.000	0.000		0.389	-	-					0.100		
11.000	0.000	0.000	0.000		0.001	-	-	0.000	0.000	0.000		0.049	-	-			0.000	0.000	0.000		1.11	-	-	0.000	0.000	0.000		1.14	-	-					0.110		
12.000	0.000	0.000	0.000		0.001	-	-	0.000	0.000	0.000		0.004	-	-			0.000	0.000	0.000		2.11	-	-	0.000	0.000	0.000		2.11	-	-					0.120		
13.000	0.000	0.000	0.000		0.001	-	-	0.000	0.000	0.000		0.001	-	-			0.000	0.000	0.000		3.11	-	-	0.000	0.000	0.000		3.11	-	-					0.130		
14.000	0.000	0.000	0.000		0.001	-	-	0.000	0.000	0.000		0.001	-	-			0.000	0.000	0.000		4.11	-	-	0.000	0.000	0.000		4.11	-	-					0.140		
15.000	0.000	0.000	0.000		0.001	-	-	0.000	0.000	0.000		0.001	-	-			0.000	0.000	0.000		5.11	-	-	0.000	0.000	0.000		5.11	-	-					0.150		
Totals:						0	6					0	1	0	0								0	60										0	10	0	0
Number of Trades:						0						0		0									0.00											0		0	

OTE (CR)

(Contract Size: 100 Securities, Exercise Style: American, Physical Delivery)

Call Options															Put Options																		
Exercise Price	June 2019						July 2019						Other Months		June 2019						July 2019						Other Months		Exercise Price				
	Open price	Price max	Price min	Last price	Closing price	Volume	Open Interest	Open price	Price max	Price min	Last price	Closing price	Volume	Open Interest	Volume	Open Interest	Open price	Price max	Price min	Last price	Closing price	Volume	Open Interest	Open price	Price max	Price min	Last price	Closing price		Volume	Open Interest	Volume	Open Interest
7.600	0.000	0.000	0.000		4.84	-	-										0.000	0.000	0.000		0.001	-	-										0.076
8.000	0.000	0.000	0.000		4.44	-	-										0.000	0.000	0.000		0.001	-	-										0.080
8.400	0.000	0.000	0.000		4.05	-	-	0.000	0.000	0.000		4.06	-	-			0.000	0.000	0.000		0.001	-	-	0.000	0.000	0.000		0.001	-	-		0.084	
8.800	0.000	0.000	0.000		3.65	-	-	0.000	0.000	0.000		3.66	-	-			0.000	0.000	0.000		0.001	-	-	0.000	0.000	0.000		0.001	-	-		0.088	
9.200	0.000	0.000	0.000		3.25	-	-	0.000	0.000	0.000		3.26	-	-			0.000	0.000	0.000		0.001	-	-	0.000	0.000	0.000		0.001	-	-		0.092	
9.600	0.000	0.000	0.000		2.85	-	-	0.000	0.000	0.000		2.86	-	-			0.000	0.000	0.000		0.001	-	-	0.000	0.000	0.000		0.001	-	-		0.096	
10.000	0.000	0.000	0.000		2.45	-	-	0.000	0.000	0.000		2.46	-	-			0.000	0.000	0.000		0.006	-	-	0.000	0.000	0.000		0.001	-	-		0.100	
11.000	0.000	0.000	0.000		1.45	-	-	0.000	0.000	0.000		1.49	-	-			0.000	0.000	0.000		0.005	-	50	0.000	0.000	0.000		0.024	-	-		0.110	
12.000	0.000	0.000	0.000		0.566	-	51	0.000	0.000	0.000		0.668	-	50			0.000	0.000	0.000		0.119	-	102	0.000	0.000	0.000		0.203	-	-		0.120	
13.000	0.000	0.000	0.000		0.103	-	30	0.000	0.000	0.000		0.193	-	-			0.000	0.000	0.000		0.656	-	-	0.000	0.000	0.000		0.729	-	-		0.130	
14.000	0.000	0.000	0.000		0.007	-	-	0.000	0.000	0.000		0.034	-	-			0.000	0.000	0.000		1.56	-	-	0.000	0.000	0.000		1.58	-	-		0.140	
15.000	0.000	0.000	0.000		0.001	-	-	0.000	0.000	0.000		0.004	-	-			0.000	0.000	0.000		2.56	-	-	0.000	0.000	0.000		2.56	-	-		0.150	
16.000	0.000	0.000	0.000		0.001	-	-	0.000	0.000	0.000		0.001	-	-			0.000	0.000	0.000		3.56	-	-	0.000	0.000	0.000		3.56	-	-		0.160	
17.000	0.000	0.000	0.000		0.001	-	-	0.000	0.000	0.000		0.001	-	-			0.000	0.000	0.000		4.56	-	-	0.000	0.000	0.000		4.56	-	-		0.170	
18.000	0.000	0.000	0.000		0.001	-	-										0.000	0.000	0.000		5.56	-	-									0.180	
Totals:						0	81					0	50	0	0						0	152							0	40	0	0	
Number of Trades:						0						0	0	0								0.00							0		0		

PIRAEUS BANK (CR)

(Contract Size: 100 Securities, Exercise Style: American, Physical Delivery)

Call Options														Put Options																			
Exercise Price	June 2019						July 2019						Other Months		June 2019						July 2019						Other Months		Exercise Price				
	Open price	Price max	Price min	Last price	Closing price	Volume	Open Interest	Open price	Price max	Price min	Last price	Closing price	Volume	Open Interest	Volume	Open Interest	Open price	Price max	Price min	Last price	Closing price	Volume	Open Interest	Open price	Price max	Price min	Last price	Closing price		Volume	Open Interest	Volume	Open Interest
0.300	0.000	0.000	0.000		2.60	-	-						-	-			0.000	0.000	0.000		0.001	-	-					-	-			0.003	
0.350	0.000	0.000	0.000		2.55	-	-						-	-			0.000	0.000	0.000		0.001	-	-					-	-			0.004	
0.400	0.000	0.000	0.000		2.50	-	-						-	-			0.000	0.000	0.000		0.001	-	-					-	-			0.004	
0.450	0.000	0.000	0.000		2.45	-	-						-	-			0.000	0.000	0.000		0.001	-	-					-	-			0.005	
0.500	0.000	0.000	0.000		2.40	-	-						-	-			0.000	0.000	0.000		0.002	-	-					-	-			0.005	
0.550	0.000	0.000	0.000		2.35	-	-						-	-			0.000	0.000	0.000		0.001	-	-					-	-			0.006	
0.600	0.000	0.000	0.000		2.30	-	-						-	-			0.000	0.000	0.000		0.001	-	-					-	-			0.006	
0.650	0.000	0.000	0.000		2.25	-	-						-	-			0.000	0.000	0.000		0.001	-	-					-	-			0.007	
0.700	0.000	0.000	0.000		2.20	-	-						-	-			0.000	0.000	0.000		0.001	-	-					-	-			0.007	
0.750	0.000	0.000	0.000		2.15	-	-						-	-			0.000	0.000	0.000		0.001	-	-					-	-			0.008	
0.800	0.000	0.000	0.000		2.10	-	-						-	-			0.000	0.000	0.000		0.001	-	-					-	-			0.008	
0.850	0.000	0.000	0.000		2.05	-	-						-	-			0.000	0.000	0.000		0.001	-	-					-	-			0.009	
0.900	0.000	0.000	0.000		2.00	-	-						-	-			0.000	0.000	0.000		0.001	-	-					-	-			0.009	
0.950	0.000	0.000	0.000		1.95	-	-	0.000	0.000	0.000		1.95	-	-			0.000	0.000	0.000		0.001	-	-	0.000	0.000	0.000		0.001	-	-			0.010
1.000	0.000	0.000	0.000		1.90	-	-	0.000	0.000	0.000		1.90	-	-			0.000	0.000	0.000		0.001	-	-	0.000	0.000	0.000		0.001	-	-			0.010
1.100	0.000	0.000	0.000		1.80	-	-	0.000	0.000	0.000		1.80	-	-			0.000	0.000	0.000		0.001	-	-	0.000	0.000	0.000		0.004	-	-			0.011
1.200	0.000	0.000	0.000		1.70	-	-	0.000	0.000	0.000		1.70	-	-			0.000	0.000	0.000		0.004	-	-	0.000	0.000	0.000		0.010	-	-			0.012
1.300	0.000	0.000	0.000		1.60	-	-	0.000	0.000	0.000		1.60	-	-			0.000	0.000	0.000		0.011	-	-	0.000	0.000	0.000		0.002	-	-			0.013
1.400	0.000	0.000	0.000		1.50	-	-	0.000	0.000	0.000		1.50	-	25			0.000	0.000	0.000		0.024	-	-	0.000	0.000	0.000		0.001	-	-			0.014
1.500	0.000	0.000	0.000		1.40	-	-	0.000	0.000	0.000		1.40	-	-			0.000	0.000	0.000		0.047	-	-	0.000	0.000	0.000		0.001	-	-			0.015
1.600	0.000	0.000	0.000		1.30	-	-	0.000	0.000	0.000		1.30	-	4			0.000	0.000	0.000		0.002	-	-	0.000	0.000	0.000		0.001	-	-			0.016
1.700	0.000	0.000	0.000		1.20	-	40	0.000	0.000	0.000		1.20	-	-			0.000	0.000	0.000		0.001	-	-	0.000	0.000	0.000		0.003	-	-			0.017
1.800	0.000	0.000	0.000		1.10	-	-	0.000	0.000	0.000		1.11	-	-			0.000	0.000	0.000		0.002	-	-	0.000	0.000	0.000		0.001	-	-			0.018
1.900	0.000	0.000	0.000		1.00	-	-	0.000	0.000	0.000		1.01	-	-			0.000	0.000	0.000		0.006	-	-	0.000	0.000	0.000		0.003	-	-			0.019
2.000	0.000	0.000	0.000		0.901	-	-	0.000	0.000	0.000		0.910	-	-			0.000	0.000	0.000		0.001	-	-	0.000	0.000	0.000		0.005	-	-			0.020
2.200	0.000	0.000	0.000		0.702	-	-	0.000	0.000	0.000		0.723	-	-			0.000	0.000	0.000		0.001	-	-	0.000	0.000	0.000		0.018	-	-			0.022
2.400	0.000	0.000	0.000		0.508	-	-	0.000	0.000	0.000		0.552	-	35			0.000	0.000	0.000		0.007	-	-	0.000	0.000	0.000		0.047	-	-			0.024
2.600	0.000	0.000	0.000		0.331	-	-	0.000	0.000	0.000		0.403	-	-			0.000	0.000	0.000		0.030	-	-	0.000	0.000	0.000		0.097	-	-			0.026
2.800	0.000	0.000	0.000		0.189	-	-	0.000	0.000	0.000		0.283	-	10			0.000	0.000	0.000		0.087	-	-	0.209	0.209	0.209	0.209	0.209	2	0			0.028
3.000	0.000	0.000	0.000		0.093	-	-	0.240	0.240	0.240	0.240	0.240	10	3			0.000	0.000	0.000		0.191	-	-	0.000	0.000	0.000		0.284	-	-			0.030
3.200	0.000	0.000	0.000		0.039	-	-	0.000	0.000	0.000		0.122	-	-			0.000	0.000	0.000		0.337	-	-	0.000	0.000	0.000		0.416	-	-			0.032
3.400	0.000	0.000	0.000		0.014	-	-	0.000	0.000	0.000		0.076	-	-			0.000	0.000	0.000		0.513	-	-	0.000	0.000	0.000		0.570	-	-			0.034
3.600	0.000	0.000	0.000		0.005	-	-	0.000	0.000	0.000		0.045	-	-			0.000	0.000	0.000		0.703	-	-	0.000	0.000	0.000		0.740	-	-			0.036
3.800	0.000	0.000	0.000		0.001	-	-	0.000	0.000	0.000		0.027	-	-			0.000	0.000	0.000		0.900	-	-	0.000	0.000	0.000		0.921	-	-			0.038
4.000	0.000	0.000	0.000		0.007	-	-	0.000	0.000	0.000		0.015	-	-			0.000	0.000	0.000		1.10	-	-	0.000	0.000	0.000		1.11	-	-			0.040

PIRAEUS BANK (CR)

(Contract Size: 100 Securities, Exercise Style: American, Physical Delivery)

	Call Options														Put Options																					
	June 2019						July 2019						Other Months		June 2019						July 2019						Other Months									
Exercise Price	Open price	Price max	Price min	Last price	Closing price	Volume	Open Interest	Open price	Price max	Price min	Last price	Closing price	Volume	Open Interest	Volume	Open Interest	Open price	Price max	Price min	Last price	Closing price	Volume	Open Interest	Open price	Price max	Price min	Last price	Closing price	Volume	Open Interest	Volume	Open Interest	Exercise Price			
Totals:						0	40							10	77	10	0							0	0							2	20	0	0	
Number of Trades:						0								1		1								0.00								1		0		

PPC (CR)

(Contract Size: 100 Securities, Exercise Style: American, Physical Delivery)

Exercise Price	Call Options														Put Options																				
	June 2019						July 2019						Other Months		June 2019						July 2019						Other Months		Exercise Price						
	Open price	Price max	Price min	Last price	Closing price	Volume	Open Interest	Open price	Price max	Price min	Last price	Closing price	Volume	Open Interest	Volume	Open Interest	Open price	Price max	Price min	Last price	Closing price	Volume	Open Interest	Open price	Price max	Price min	Last price	Closing price		Volume	Open Interest	Volume	Open Interest		
0.850	0.000	0.000	0.000		1.31	-	-																												
0.900	0.000	0.000	0.000		1.26	-	-	0.000	0.000	0.000		1.26	-	-			0.000	0.000	0.000		0.001	-	-			0.000	0.000	0.000		0.007	-	-			0.009
0.950	0.000	0.000	0.000		1.21	-	-	0.000	0.000	0.000		1.21	-	-			0.000	0.000	0.000		0.002	-	-			0.000	0.000	0.000		0.001	-	-			0.010
1.000	0.000	0.000	0.000		1.16	-	-	0.000	0.000	0.000		1.16	-	-			0.000	0.000	0.000		0.004	-	-			0.000	0.000	0.000		0.003	-	-			0.010
1.100	0.000	0.000	0.000		1.06	-	-	0.000	0.000	0.000		1.06	-	-			0.000	0.000	0.000		0.002	-	-			0.000	0.000	0.000		0.003	-	-			0.011
1.200	0.000	0.000	0.000		0.961	-	-	0.000	0.000	0.000		0.963	-	-			0.000	0.000	0.000		0.001	-	-			0.000	0.000	0.000		0.002	-	-			0.012
1.300	0.000	0.000	0.000		0.861	-	10	0.000	0.000	0.000		0.863	-	1			0.000	0.000	0.000		0.001	-	27			0.000	0.000	0.000		0.001	-	-			0.013
1.400	0.000	0.000	0.000		0.761	-	90	0.000	0.000	0.000		0.763	-	-			0.000	0.000	0.000		0.001	-	10			0.000	0.000	0.000		0.003	-	-			0.014
1.500	0.000	0.000	0.000		0.661	-	-	0.000	0.000	0.000		0.663	-	-			0.000	0.000	0.000		0.001	-	-			0.000	0.000	0.000		0.002	-	-			0.015
1.600	0.000	0.000	0.000		0.561	-	-	0.000	0.000	0.000		0.564	-	-			0.000	0.000	0.000		0.003	-	-			0.000	0.000	0.000		0.001	-	-			0.016
1.700	0.000	0.000	0.000		0.462	-	-	0.000	0.000	0.000		0.467	-	-			0.000	0.000	0.000		0.001	-	-			0.000	0.000	0.000		0.003	-	-			0.017
1.800	0.000	0.000	0.000		0.366	-	-	0.000	0.000	0.000		0.373	-	-			0.000	0.000	0.000		0.005	-	-			0.000	0.000	0.000		0.009	-	-			0.018
1.900	0.000	0.000	0.000		0.275	-	-	0.000	0.000	0.000		0.287	-	5			0.000	0.000	0.000		0.014	-	-			0.000	0.000	0.000		0.023	-	-			0.019
2.000	0.000	0.000	0.000		0.195	-	-	0.000	0.000	0.000		0.210	-	5			0.000	0.000	0.000		0.034	-	-			0.000	0.000	0.000		0.046	-	-			0.020
2.200	0.000	0.000	0.000		0.080	-	-	0.000	0.000	0.000		0.098	-	195			0.000	0.000	0.000		0.119	-	-			0.000	0.190	0.190	0.190	0.190	1	0			0.022
2.400	0.000	0.000	0.000		0.024	-	-	0.101	0.101	0.101	0.101	0.101	10	-			0.000	0.000	0.000		0.263	-	-			0.000	0.000	0.000		0.272	-	-			0.024
2.600	0.000	0.000	0.000		0.005	-	-	0.000	0.000	0.000		0.011	-	-			0.000	0.000	0.000		0.444	-	-			0.000	0.000	0.000		0.448	-	-			0.026
2.800	0.000	0.000	0.000		0.001	-	-	0.000	0.000	0.000		0.003	-	-			0.000	0.000	0.000		0.640	-	-			0.000	0.000	0.000		0.641	-	-			0.028
3.000	0.000	0.000	0.000		0.001	-	-	0.000	0.000	0.000		0.001	-	-			0.000	0.000	0.000		0.840	-	-			0.000	0.000	0.000		0.840	-	-			0.030
3.200	0.000	0.000	0.000		0.001	-	-	0.000	0.000	0.000		0.001	-	-			0.000	0.000	0.000		1.04	-	-			0.000	0.000	0.000		1.04	-	-			0.032
Totals:						0	100					10	206	0	0					0	37							1	1	0	0				
Number of Trades:						0						1		0						0.00								1		0					

Lending Products	Underlying Title	Multilateral Transactions[1]					Bilateral Transactions[2]		Stock Borrowing through OTC (volume)[3]
		Open Interest[5]	Volume(Offered)	Average Weighted	Transactions volume	Average Weighted	Transactions Volume	Average Weighted	Transactions Volume
ADMIEBOR	ADMIE (IPTO) HOLDING S.A. (CR)	---	---	---	---	---	---	104,167	
AEGNBOR	AEGEAN AIRLINES (CR)	900	---	---	---	---	---	32,430	
ALPHABOR	ALPHA BANK (CR)	25,000	---	---	---	39,000	0.01%	40,618,181	
ALMYBOR	ALUMIL (CR)	---	---	---	---	---	---	---	
TATTBOR	ATTICA BANK S.A. (CR)	---	---	---	---	---	---	370	
EEEBOR	CC HBC AG (CR)	2,422	---	---	---	---	---	70,546	
CENERBOR	CENERGY HOLDINGS (CB)	---	---	---	---	---	---	---	
ELLAKTORBOR	ELLAKTOR (CR)	4,951	---	---	---	---	---	101,098	
EUROBBOR	EUROBANK ERGASIAS (CR)	112,977	---	---	---	23,000	0.01%	95,413,559	
EYDAPBOR	EYDAP S.A. (CR)	3,100	---	---	---	---	---	203,999	
FFGRPBOR	FOLLI FOLLIE (CR)	---	---	---	---	---	---	1,331,265	
FOYRKBOR	FOURLIS (CR)	3,859	---	---	---	---	---	15,886	
GEKTERNABOR	GEK TERNA (CR)	4,946	---	---	---	---	---	78,893	
SARBOR	GR. SARANTIS S.A. (CR)	---	---	---	---	---	---	61,322	
EXAEBOR	HELLENIC EXCHANGES-A.S.E. (CR)	1,800	---	---	1,000	2.65%	---	143,565	
ELPEBOR	HELLENIC PETROLEUM (CR)	1,400	---	---	---	---	---	96,783	
INTRKBOR	INTRACOM HOLDINGS (CR)	300	---	---	---	---	---	---	
INLOTBOR	INTRALOT (CR)	20,886	---	---	---	---	---	495,912	
BELABOR	JUMBO SA (CR)	2,200	---	---	---	---	---	134,808	
LAMDABOR	LAMDA DEVELOPMENT SA (CR)	418	---	---	---	---	---	30,600	
MIGBOR	MARFIN INVESTMENT GROUP (CR)	---	---	---	---	---	---	744,474	
MOHBOR	MOTOR OIL (CR)	4,429	---	---	---	---	---	68,532	
MYTILBOR	MYTILINEOS HOLDINGS (CR)	38,100	---	---	---	---	---	183,362	
ETEBOR	NATIONAL BANK (CR)	2,637	---	---	---	15,000	0.01%	30,240,771	
OPAPBOR	OPAP (CR)	3,675	---	---	---	23,000	0.01%	1,369,051	
HTOBOR	OTE (CR)	3,000	---	---	---	---	---	659,690	
PPABOR	P.P.A. S.A. (CR)	---	---	---	---	---	---	2,901	
TPEIRBOR	PIRAEUS BANK (CR)	---	---	---	2,000	3.98%	---	26,634,848	
PLAISBOR	PLAISIO COMPUTERS SA (CR)	---	---	---	---	---	---	---	
PPCBOR	PPC (CR)	16,000	---	---	---	---	---	6,679,493	
QUALBOR	QUALITY & RELIABILITY SA (CR)	---	---	---	---	---	---	---	

## Stock Lending Notes

[1] - Multilateral contracts Lending or Borrowing as per Methods 8-1, 8-2 and 8-3-3 (According to ATHEX BoD Resolution No.17)

[2] - Bilateral Contracts Lending or Borrowing as per Methods 8-3-1 and 8-3-2 (According to ATHEX BoD Resolution No.20 )

[3] - The information concerning OTC Stock Borrowing Transactions is based on the statements of the Dematerialised Securities System (DSS) operators involved and refers to volumes that have been registered up until the previous working day.

[4] - Average Price (Volume weighted)

[5] - The Data concerning Open Interest before the start of trading session

Lending Products	Underlying Title	Open Interest[5]	Multilateral Transactions[1]				Bilateral Transactions[2]		Stock Borrowing through OTC (volume)[3]
			Volume(Offered)	Average Weighted	Transactions volume	Average Weighted	Transactions Volume	Average Weighted	Transactions Volume
TENERGYBOR	TERNA ENERGY (CR)	---	---	---	---	---	---	54,603	
TITKBOR	TITAN CEMENT (CR)	1,000	---	---	---	---	---	45,366	
VIOBOR	VIOHALCO SA/NV (CB)	---	---	---	---	---	---	---	

## Stock Lending Notes

[1] - Multilateral contracts Lending or Borrowing as per Methods 8-1, 8-2 and 8-3-3 (According to ATHEX BoD Resolution No.17)

[2] - Bilateral Contracts Lending or Borrowing as per Methods 8-3-1 and 8-3-2 (According to ATHEX BoD Resolution No.20 )

[3] - The information concerning OTC Stock Borrowing Transactions is based on the statements of the Dematerialised Securities System (DSS) operators involved and refers to volumes that have been registered up until the previous working day.

[4] - Average Price (Volume weighted)

[5] - The Data concerning Open Interest before the start of trading session

## Sectors codification for listed companies

533	-	Exploration & Production	537	-	Integrated Oil & Gas
1353	-	Commodity Chemicals	1357	-	Specialty Chemicals
1753	-	Aluminum	1755	-	Nonferrous Metals
1757	-	Steel	1775	-	General Mining
2353	-	Building Materials & Fixtures	2357	-	Heavy Construction
2723	-	Containers & Packaging	2727	-	Diversified Industrials
2733	-	Electrical Components & Equipment	2753	-	Commercial Vehicles & Trucks
2757	-	Industrial Machinery	2773	-	Marine Transportation
2777	-	Transportation Services	2791	-	Business Support Services
2797	-	Industrial Suppliers	3535	-	Distillers & Vintners
3537	-	Soft Drinks	3573	-	Farming Fishing & Plantations
3577	-	Food Products	3722	-	Durable Household Products
3726	-	Furnishings	3728	-	Home Construction
3747	-	Toys	3763	-	Clothing & Accessories
3765	-	Footwear	3767	-	Personal Products
3785	-	Tobacco	4533	-	Health Care Providers
4535	-	Medical Equipment	4577	-	Pharmaceuticals
5337	-	Food Retailers & Wholesalers	5371	-	Apparel Retailers
5373	-	Broadline Retailers	5375	-	Home Improvement Retailers
5379	-	Specialty Retailers	5553	-	Broadcasting & Entertainment
5555	-	Media Agencies	5557	-	Publishing
5751	-	Airlines	5752	-	Gambling
5753	-	Hotels	5755	-	Recreational Services
5757	-	Restaurants & Bars	5759	-	Travel & Tourism
6535	-	Fixed Line Telecommunications	6575	-	Mobile Telecommunications
7535	-	Conventional Electricity	7537	-	Alternative Electricity
7577	-	Water	8355	-	Banks
8534	-	Insurance Brokers	8536	-	Property & Casualty Insurance
8633	-	Real Estate Holding & Development	8637	-	Real Estate Services
8671	-	Industrial & Office REITs	8674	-	Diversified REITs
8675	-	Specialty REITs	8775	-	Specialty Finance
8777	-	Investment Services	8985	-	Equity Investment Instruments
9533	-	Computer Services	9535	-	Internet
9537	-	Software	9572	-	Computer Hardware
9574	-	Electronic Office Equipment	9578	-	Telecommunications Equipment
12003	-	ETF			





**ATHEX**  
Athens Stock Exchange

Λεωφ. Αθηνών 110 104 42 Αθήνα  
110, Athinon Ave. GR 104 42 Athens  
tel. (+30)210-33.66.800, fax (+30)210-33.66.101  
[www.athexgroup.gr](http://www.athexgroup.gr)