

19

**Ημερήσιο Δελτίο
Συναλλακτικής Δραστηριότητας**

Daily Official List
of Trading Activity

Monday, 10 June, 2019

Year: 140 Trading Day No: 107



ATHEXGROUP
Athens Exchange Group

Disclaimer:

Hellenic Exchanges-Athens Stock Exchange S.A endeavours to ensure that the data and other material ("Information") presented on the Daily Official List are accurate and complete, but it is not liable for any errors or omissions of data or /and for the accuracy, credibility, updating and completeness of the aforesaid information nor it has any liability arising directly or indirectly from the use of the above Information.

The Company is not liable for the accuracy of the data included in listed companies' announcements. Only the sender of such an announcement is fully and solely liable for any infringement of third party's rights from the content of such announcement. All contents of the Daily Official List are provided only for information purposes and do not constitute investment advice or solicitation to invest in securities or other products listed for trading on the Exchange.

You acknowledge and agree that the Company is the owner of any property rights related to any Information appearing on the Daily Official List including intellectual property rights copyright, trademarks, etc.

The above data are a property of the Hellenic Exchanges-Athens Exchange and are copyright protected. Users are forbidden to reproduce, modify, copy, sale, transmit or redistribute, by all reproduction means and methods, part or the whole of the above data, without reference to their source.

The commercial exploitation of these data is, also, forbidden by third parties. Hellenic Exchanges-Athens Exchange does not carry any responsibility, direct or indirect, derived from usage or accidental alteration of the above data when used by third parties.

Hellenic Exchanges – Athens Stock Exchange S.A.

110 Athinon Ave., 10442 Athens, Tel: (210) 33.66.800, Fax: (210) 32.13.938

www.athexgroup.gr

Thessalonica Stock Exchange Center (T.S.E.C)

16-18 Katouni Str., Thessalonica 546 25 Tel: (2310) 567.667, Fax: (2310) 530.545

Athex Members Guarantee Fund

14-16 Fidiou Str., Athens 106 78, Tel: (210) 33.04.682, Fax: (210) 33.04.155

Hellenic Republic Capital Market Commission

1 Kolokotroni Str. & 1 Stadiou Str., Athens 10562 Tel: (210) 33.77.100 Fax: (210) 33.77.173

Table of Contents

Section 1: Statistical Figures of Securities, Derivatives and Lending

Summary of Markets

Athex Indices

Analytic Figures for Athex Market's Boards and Categories

Trading Details by Athex Sectors and Financial Instruments (ETFs)

Top 10 best & worst performing Shares

Derivatives Summary

Section 2: Analytic Figures of Shares Transactions

Analytic Figures of Shares Transactions

Shares' Notes

Section 3: Figures of Securities Transactions

Securities Blocks Details

Shares Rights Details

Stock Borrowing

Securities Forced Sales

Forced Sales Registered Shares

Exchange Traded Funds (ETFs) Characteristics

Section 5: Bonds traded in Fixed Income Assets Market

Convertible Corporate Bonds - Regulated Market

Non Convertible Corporate Bonds - Regulated Market

Government Bonds

Treasury Bills & Zero Coupon Government Bonds

Government Bonds Traded with the Open Outcry Method

State Banks Bonds

Section 6: Additional Infos

Athex & ATHEXClear Members List

List of Stocks under Market Making operations

Section 7: Derivatives Market Analytic Figures

Index Futures

Stock Futures

Index Options

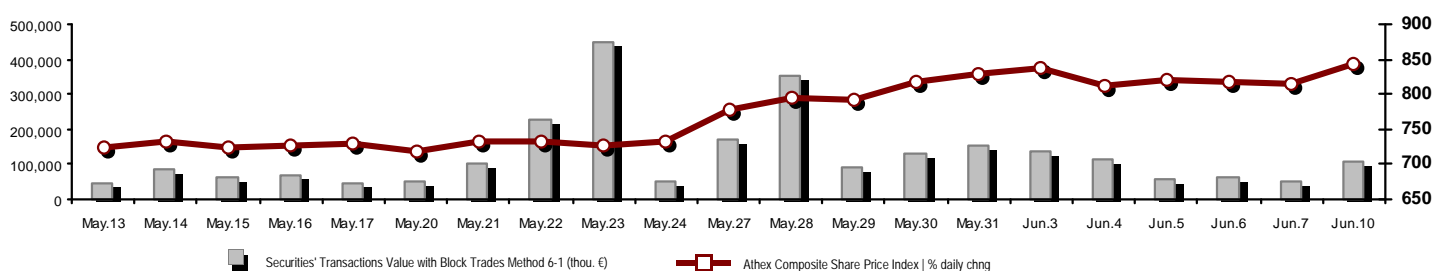
Stock Options

Stock Lending Analytic Figures

Appendix A: Sectors codification for listed companies

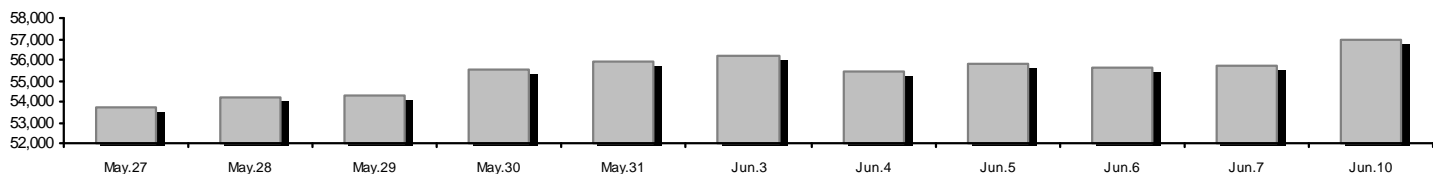
Summary of Markets

Athex Composite Share Price Index vs Shares and Derivatives Transactions Value

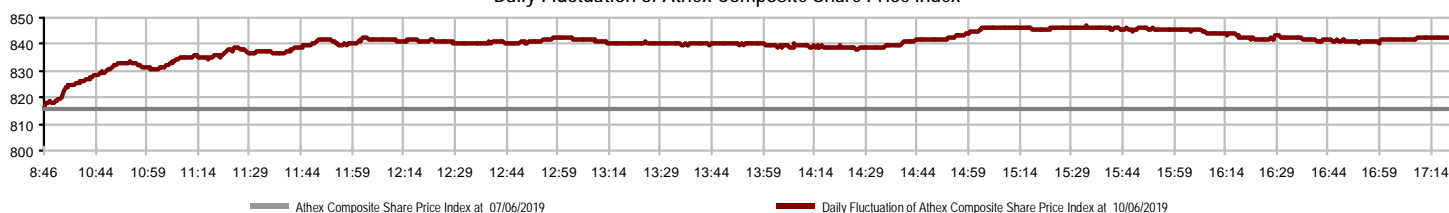


Athex Capitalisation (mill. €) **: 56,960.72	Derivatives Total Open Interest: 411,179
Daily change: mill. € %: 1,280.68 2.30%	in Index Futures % daily chng: 10,886 3.46%
Yearly Avg Capitalisation: mill. € % chng prev year Avg: 50,433.66 -3.25%	in Stock Futures % daily chng: 392,841 1.23%
Athex Composite Share Price Index % daily chng: 842.76 3.28%	in Index Options % daily chng: 5,967 6.36%
Athex Composite Share Price Index Capitalisation (mill. €): 51,830.01	in Stock Options % daily chng: 1,485 -1.20%
Daily change (mill. €): 1,244.61	
Securities' Transactions Value with Block Trades Method 6-1 (107,352.10	Derivatives Contracts Volume: 61,964
Daily change: %: 58,745.10 120.86%	Daily change: pieces %: 21,256 52.22%
YtD Avg Trans. Value: thou. € % chng prev year Avg: 63,455.19 15.54%	YtD Avg Derivatives Contracts % chng prev year Avg: 41,955 -25.09%
Blocks Transactions Value of Method 6-1 (thou. €): 10,743.60	Derivatives Trades Number: 4,657
Blocks Transactions Value of Method 6-2 & 6-3 (thou. €): 404.49	Daily change: number %: 1,851 65.97%
Bonds Transactions Value (thou.€): 805.51	YtD Avg Trades number % chng prev year Avg: 2,876 6.07%
Securities' Transactions Volume with Block Trades Method 6-1 (th 54,704.06	Lending Total Open Interest: 257,468
Daily change: thou. pieces %: 30,922.23 130.02%	Daily change: pieces %: 16,749 6.96%
YtD Avg Volume: % chng prev year Avg: 35,451.77 -4.58%	Lending Volume (Multilateral/Bilateral): 21,032
Blocks Transactions Volume of Method 6-1 (thou. Pieces): 6,006.42	Daily change: pieces %: -38,117
Blocks Transactions Volume of Method 6-2 & 6-3 (thou. Pieces): 53.27	Multilateral Lending: 1,532
Bonds Transactions Volume: 775,272	Bilateral Lending: 19,500
Securities' Trades Number with Block Trades Method 6-1: 40,606	Lending Trades Number: 28
Daily change: number %: 21,217 109.43%	Daily change: %: 10
YtD Avg Trades number % chng prev year Avg: 24,971 22.83%	Multilateral Lending Trades Number: 24
Number of Blocks Method 6-1: 13	Bilateral Lending Trades Number: 4
Number of Blocks Method 6-2 & 6-3: 3	
Number of Bonds Transactions: 49	

Athex Capitalisation (mill. €) **



Daily Fluctuation of Athex Composite Share Price Index



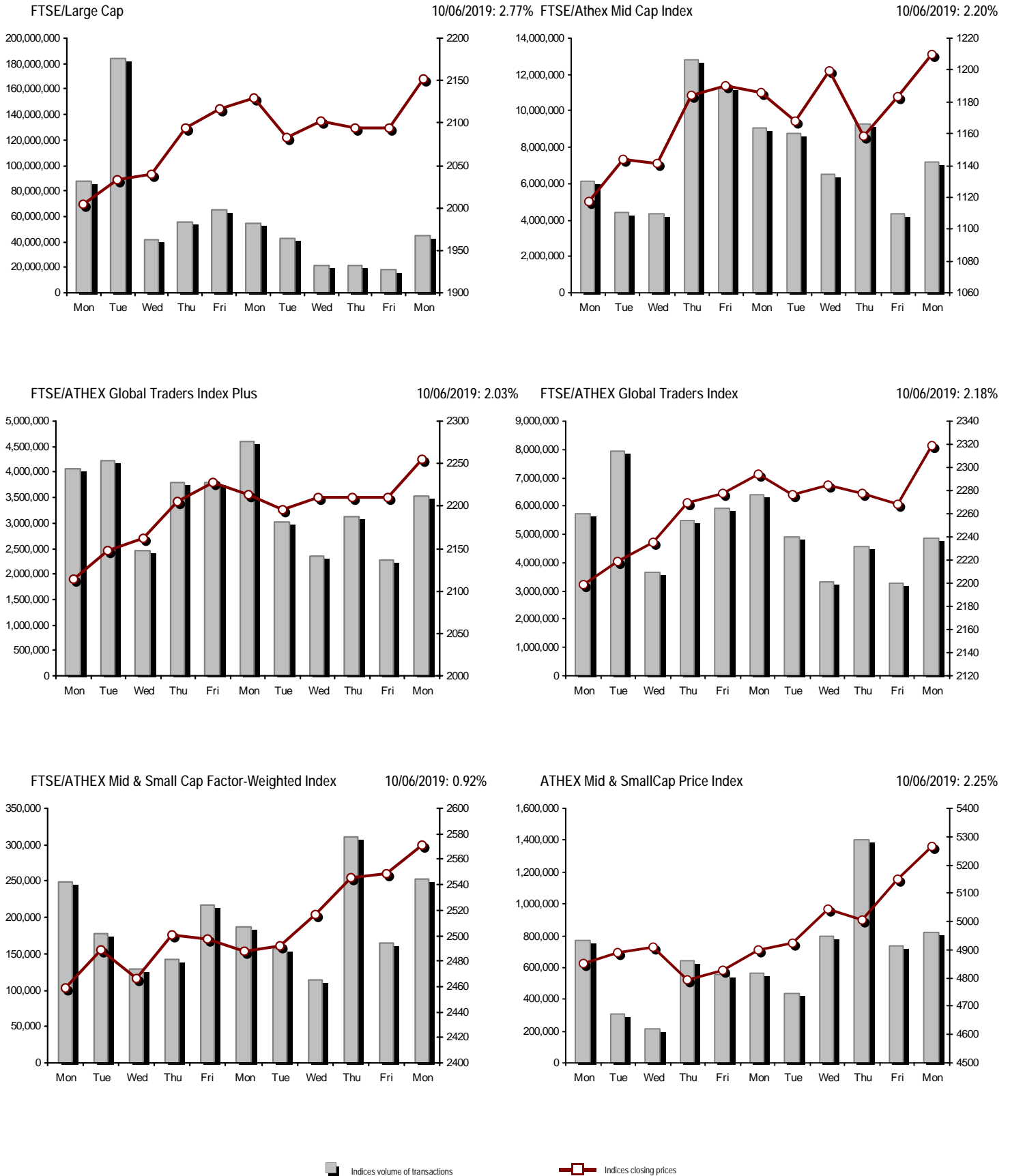
Athex Indices

Index name	10/06/2019	07/06/2019	pts.	%	Min	Max	Year min	Year max	Year change
Athex Composite Share Price Index	842.76 #	815.97	26.79	3.28%	815.97	846.66	600.12	846.66	37.41% #
FTSE/Athex Large Cap	2,152.04 #	2,093.97	58.07	2.77%	2,093.97	2,162.01	1,580.73	2,162.01	33.80% #
FTSE/Athex Mid Cap Index	1,209.34 #	1,183.29	26.05	2.20%	1,183.29	1,218.34	945.49	1,232.32	24.02% #
FTSE/ATHEX-CSE Banking Index	592.08 #	558.35	33.73	6.04%	558.35	601.66	275.15	605.12	77.94% #
FTSE/ATHEX Global Traders Index Plus	2,254.30 #	2,209.52	44.78	2.03%	2,209.52	2,260.89	1,947.04	2,278.12	13.03% #
FTSE/ATHEX Global Traders Index	2,318.35 #	2,268.79	49.56	2.18%	2,267.46	2,320.81	1,866.67	2,320.81	22.19% #
FTSE/ATHEX Mid & Small Cap Factor-Weighted Ind	2,571.56 #	2,548.13	23.43	0.92%	2,543.94	2,571.56	2,173.67	2,571.56	16.09% #
ATHEX Mid & SmallCap Price Index	5,267.52 #	5,151.82	115.70	2.25%	5,151.82	5,280.46	3,914.71	5,280.46	32.95% #
FTSE/Athex Market Index	533.39 #	519.07	14.32	2.76%	519.07	535.86	392.32	535.86	33.62% #
FTSE Med Index	4,393.21 #	4,389.94	3.27	0.07%			3,966.78	4,622.42	10.80% #
Athex Composite Index Total Return Index	1,341.05 #	1,298.42	42.63	3.28%	1,298.42	1,347.26	952.47	1,347.26	37.77% #
FTSE/Athex Large Cap Total Return	3,089.56 #	3,002.29	87.27	2.91%			2,321.35	3,089.56	32.03% #
FTSE/ATHEX Large Cap Net Total Return	944.66 #	919.17	25.49	2.77%	919.17	949.03	692.89	949.03	33.99% #
FTSE/Athex Mid Cap Total Return	1,471.47 #	1,439.07	32.40	2.25%			1,180.35	1,498.06	22.27% #
FTSE/ATHEX-CSE Banking Total Return Index	517.49 #	488.01	29.48	6.04%			265.40	523.36	65.08% #
Hellenic Mid & Small Cap Index	1,142.28 #	1,112.40	29.88	2.69%	1,112.40	1,142.37	884.70	1,142.37	25.99% #
FTSE/Athex Banks	782.28 #	737.71	44.57	6.04%	737.71	794.94	363.54	799.51	77.94% #
FTSE/Athex Financial Services	1,040.54 #	1,000.50	40.04	4.00%	1,000.50	1,046.52	744.92	1,071.39	33.36% #
FTSE/Athex Industrial Goods & Services	2,651.07 #	2,576.87	74.20	2.88%	2,576.87	2,652.83	1,884.26	2,652.83	38.84% #
FTSE/Athex Retail	69.24 ~	69.24	0.00	0.00%	68.26	70.22	58.44	72.19	15.57% #
FTSE/ATHEX Real Estate	4,762.84 #	4,615.49	147.35	3.19%	4,615.49	4,789.14	2,928.70	4,789.14	57.71% #
FTSE/Athex Personal & Household Goods	8,759.73 #	8,562.02	197.71	2.31%	8,457.55	8,779.78	6,649.54	8,779.78	27.35% #
FTSE/Athex Food & Beverage	12,191.45 €	12,221.62	-30.17	-0.25%	12,130.29	12,307.40	10,000.70	12,497.46	20.58% #
FTSE/Athex Basic Resources	4,653.64 #	4,426.81	226.83	5.12%	4,426.81	4,686.29	3,146.82	4,686.29	41.85% #
FTSE/Athex Construction & Materials	2,677.11 #	2,614.41	62.70	2.40%	2,609.21	2,682.22	2,437.75	2,788.56	3.67% #
FTSE/Athex Oil & Gas	5,355.45 #	5,275.85	79.60	1.51%	5,275.85	5,397.79	4,612.01	5,397.79	10.19% #
FTSE/Athex Chemicals	9,448.56 ~	9,448.56	0.00	0.00%	9,405.41	9,621.13	7,722.79	11,217.47	15.57% #
FTSE/Athex Travel & Leisure	1,679.13 #	1,620.70	58.43	3.61%	1,616.83	1,679.26	1,309.57	1,679.26	26.91% #
FTSE/Athex Technology	922.52 €	923.71	-1.19	-0.13%	915.32	934.81	692.80	960.92	30.08% #
FTSE/Athex Telecommunications	3,424.20 #	3,336.11	88.09	2.64%	3,336.11	3,437.96	2,614.94	3,490.26	30.67% #
FTSE/Athex Utilities	2,432.36 #	2,332.34	100.02	4.29%	2,332.34	2,432.36	1,729.19	2,432.36	38.28% #
Athex All Share Index	200.89 #	196.37	4.52	2.30%	200.89	200.89	157.01	200.89	27.13% #
Hellenic Corporate Bond Index	117.66 #	117.52	0.14	0.12%			116.31	118.96	1.14% #
Hellenic Corporate Bond Price Index	95.35 #	95.24	0.11	0.11%			95.04	96.93	-0.46% €

Note 1: FTSE/Med 100, Hellenic Corporate Bond Price Index and Hellenic Corporate Bond Index closing prices refer to the previous trading day of 06/06/2019.

Note 2: The Hellenic Mid & Small Cap Index is a Customized index calculated by the Athens Exchange.

Athex Indices



Analytic Figures for Athex Market's Boards and Categories

	Total Traded Securities	Main Market	Surveillance	Exchange Traded Funds (ETFs)
Totals	131	116	14	1
Gain / Lose / Same:	81 / 29 / 21	74 / 27 / 15	6 / 2 / 6	1 / 0 / 0
Athex Capitalisation (mill. €) **	56,960.72	56,729.92	230.80	
Daily Average Trans/ons Value(thou.€)	63,455.19	63,494.11	26.73	9.92
Transactions Value	107,756.59	107,686.18	60.06	10.35
Main Board:	96,608.50	96,538.09	60.06	10.35
Blocks Board 6_2_3:	11,148.09	11,148.09	0.00	0.00
Forced Sales Board:	0.00	0.00	0.00	0.00
Special Terms Board:	0.00	0.00	0.00	0.00
Daily Average Transactions Volume	35,451,774	35,222,682	263,909	499
Transactions Volume	54,757,326	54,282,990	473,853	483
Main Board:	48,697,639	48,223,303	473,853	483
Blocks Board 6_2_3:	6,059,687	6,059,687	0	0
Forced Sales Board:	0	0	0	0
Special Terms Board:	0	0	0	0
Daily Average Number of Trades	24,971	24,847	124	2
Number of Trades	40,609	40,450	158	1
Main Board:	40,593	40,434	158	1
Blocks Board 6_2_3:	16	16	0	0
Forced Sales Board:	0	0	0	0
Special Terms Board:	0	0	0	0

Trading Details by Athex Sectors and Financial Instruments (ETFs)

Code	Sectors	Gain / Lose / Same	Number of Trades	Transactions Volume	Transactions Value	% of Total Trans. Value
8300	- Banks	6 / 0 / 0	19,739	40,214,937	64,027,571.82	59.42%
1700	- Basic Resources	3 / 2 / 1	480	309,934	399,361.29	0.37%
1300	- Chemicals	2 / 1 / 1	297	105,401	238,622.64	0.22%
2300	- Construction & Materials	10 / 2 / 2	2,638	1,278,197	3,481,659.44	3.23%
12000	- Financial Instruments	1 / 0 / 0	1	483	10,350.69	0.01%
8700	- Financial Services	3 / 1 / 0	1,039	4,786,636	1,344,776.43	1.25%
3500	- Food & Beverage	6 / 4 / 2	699	334,801	2,512,674.08	2.33%
4500	- Health Care	0 / 2 / 2	91	129,146	194,318.76	0.18%
2700	- Industrial Goods & Services	11 / 5 / 2	2,952	1,523,376	7,594,165.70	7.05%
8500	- Insurance	0 / 1 / 0	72	27,202	110,273.12	0.10%
5500	- Media	0 / 1 / 0	5	6,536	1,543.86	0.00%
500	- Oil & Gas	3 / 0 / 0	1,256	236,158	3,161,097.41	2.93%
3700	- Personal & Household Goods	11 / 2 / 3	1,652	855,217	3,794,187.40	3.52%
8600	- Real Estate	5 / 2 / 1	871	267,806	1,292,375.71	1.20%
5300	- Retail	3 / 0 / 1	179	90,204	119,306.66	0.11%
9500	- Technology	3 / 5 / 4	1,306	720,629	1,044,652.08	0.97%
6500	- Telecommunications	1 / 0 / 0	1,212	520,759	6,436,163.83	5.97%
5700	- Travel & Leisure	7 / 1 / 2	1,997	1,334,071	6,249,119.02	5.80%
7500	- Utilities	6 / 0 / 0	4,123	2,015,833	5,744,369.91	5.33%

Top 10 best & worst performing Shares

Main Market

With positive Price change	Closing price	change	With negative Price change	Closing price	change
ALUMIL (CR)	0.906	13.25% #	QUALITY & RELIABILITY SA (CR)	0.21	-7.08% €
PPC (CR)	2.158	10.55% #	AVAX S.A. (CR)	0.499	-5.67% €
EL. D. MOUZAKIS SA (CB)	0.448	10.35% #	KARAMOLEGOS SA (CR)	1.19	-4.80% €
PIRAEUS BANK (CR)	2.9	10.27% #	PERSEUS SA (CR)	1.23	-2.38% €
KEKROPS SA (CR)	2.28	9.09% #	EUROPEAN RELIANCE INSUR. (CR)	4.03	-1.71% €
FLEXOPACK SA (CR)	7	7.69% #	ATHENS MEDICAL CENTER SA (CR)	1.79	-1.65% €
MARFIN INVESTMENT GROUP (CR)	0.1022	7.58% #	QUEST HOLDINGS (CR)	18.85	-1.57% €
ALPHA BANK (CR)	1.705	6.90% #	INTERCONTINENTAL (CR)	6.2	-0.80% €
ATTICA BANK S.A. (CR)	0.325	6.56% #	ELTRAK SA (CR)	2.64	-0.75% €
REVOIL (CR)	0.74	6.48% #	LOULIS MILLS SA (CR)	2.7	-0.74% €
With the highest Transactions Value	Value (thou. €)	change	With the highest Transactions Volume	Volume	change
ALPHA BANK (CR)	25,336.38	6.90% #	ALPHA BANK (CR)	14,914,145	6.90% #
NATIONAL BANK (CR)	13,783.78	4.52% #	EUROBANK ERGASIAS (CR)	14,188,737	4.48% #
PIRAEUS BANK (CR)	12,482.35	10.27% #	NATIONAL BANK (CR)	5,707,910	4.52% #
EUROBANK ERGASIAS (CR)	11,931.82	4.48% #	MARFIN INVESTMENT GROUP (CR)	4,605,602	7.58% #
OTE (CR)	6,436.16	2.64% #	PIRAEUS BANK (CR)	4,318,675	10.27% #
OPAP (CR)	5,225.48	3.89% #	PPC (CR)	1,113,220	10.55% #
MYTILINEOS HOLDINGS (CR)	4,521.02	2.55% #	ATTICA BANK S.A. (CR)	1,074,887	6.56% #
PPC (CR)	2,361.17	10.55% #	ELLAKTOR (CR)	590,972	3.32% #
CC HBC AG (CR)	2,268.67	-0.27% €	ADMIE (IPTO) HOLDING S.A. (CR)	562,576	5.07% #
MOTOR OIL (CR)	1,816.11	1.26% #	OPAP (CR)	534,210	3.89% #

Note: Stocks that are not included in the "Low Dispersion" and "Under Supervision" categories, and the transactions value is more than 10,000 €.

Derivatives Summary

	Number of Trades	Volume	Open Interest
Index Futures	489	3,206	10,886
FTSE/Athex Large Cap	489	3,206	10,886
Stock Futures	4,060	57,669	392,841
ADMIE (IPTO) HOLDING S.A. (CR)	275	2,108	9,605
ALPHA BANK (CR)	643	14,959	68,413
ATTICA BANK S.A. (CR)	21	399	4,901
CC HBC AG (CR)	10	23	310
CENERGY HOLDINGS (CB)	73	465	8,075
ELLAKTOR (CR)	55	659	8,526
EUROBANK ERGASIAS (CR)	432	12,937	51,000
EYDAP S.A. (CR)	16	43	352
FOURLIS (CR)	40	46	312
GEK TERNA (CR)	71	349	8,709
HELLENIC EXCHANGES-A.S.E. (CR)	14	71	4,076
HELLENIC PETROLEUM (CR)	43	88	2,498
INTRACOM HOLDINGS (CR)	15	138	3,912
INTRALOT (CR)	23	162	4,306
JUMBO SA (CR)	14	37	530
LAMDA DEVELOPMENT SA (CR)	57	231	2,218
MARFIN INVESTMENT GROUP (CR)	100	3,141	82,054
MOTOR OIL (CR)	20	38	266
MYTILINEOS HOLDINGS (CR)	145	830	9,160
NATIONAL BANK (CR)	478	7,955	60,294
OPAP (CR)	70	214	4,868
OTE (CR)	65	386	3,000
P.P.A. S.A. (CR)	4	17	681
PIRAEUS BANK (CR)	703	7,816	26,515
PPC (CR)	441	3,228	16,043
TERNA ENERGY (CR)	91	585	3,842
TITAN CEMENT (CR)	23	117	1,362
VIOHALCO SA/NV (CB)	118	627	7,013
Index Options	101	1,012	5,967
FTSE/Athex Large Cap	101	1,012	5,967
Stock Options	7	77	1,485
ALPHA BANK (CR)	1	7	104
NATIONAL BANK (CR)	6	70	500
OPAP (CR)	0	0	77
OTE (CR)	0	0	323
PIRAEUS BANK (CR)	0	0	137
PPC (CR)	0	0	344
Total Derivatives Traded	4,657	61,964	411,179

Number of Outstanding Securities	Nominal Value	Dividends [1]			Date of Last Coupon		Note	Shares	Closing price	% change	Previous closing price/date	Open price	Price min	Price max	Last price	Avg price	Last Bid [7]	Last Ask [7]	P/E after	Year	Volume	Trades	Transactions Value[8]	Company Mkt Value (thou. €)	Year low	Year high	Sector[4]	
2016	2017	2018	Dividend [2]	Right																								
3,961,300	1.28	---	---	---	29/06/2004	03/08/2000	5080	DUROS SA (CR)	0.2	---	0.2	07/06/2019	0.18	0.18	0.18	0.18	0.18	239@0.200	---	---	2018	10	1	1.80	792.26	0.151	0.236	3763
7,085,888	1.59	---	---	---	02/07/1996	06/09/2010	4690	ELVIEMEK (CR)	3.24	---	3.24	07/06/2019	---	---	---	---	150@2.60	50@3.28	---	---	---	---	---	---	22,958.28	2.6	4.7	8633
51,754,364	0.300	---	---	---	23/12/2003	24/01/2007	5197	SELECTED TEXT. IND. ASSOC (CR)	0.216	17.39	# 0.184	07/06/2019	0.22	0.21	0.22	0.21	0.219	17800@0.210	2000@0.218	---	---	77,384	40	16,919.48	11,178.94	0.0875	0.22	3763
11,125,110	0.300	---	---	---	02/06/2010	06/11/2017	5178	EUROCONSULTANTS S.A. (CR)	0.16	---	0.16	07/06/2019	0.16	0.16	0.16	0.16	0.16	3500@0.157	2000@0.160	---	---	7,500	3	1,200.00	1,780.02	0.105	0.198	2791
7,125,216	0.650	---	---	---	01/07/2005	14/12/1999	4955	KRE.KA SA (CR)	0.034	---	0.034	07/06/2019	---	---	---	---	---	19000@0.041	---	---	2018	---	---	---	242.26	0.0275	0.0405	3573
7,734,375	1.00	---	---	---	09/07/2007	07/01/2011	5112	LIVANIS SA (CR)	0.057	---	0.057	07/06/2019	---	---	---	---	---	---	3166@0.055	---	---	---	---	---	440.86	0.032	0.068	5557
15,842,391	1.51	---	---	---	15/07/2009	12/05/2000	5141	BITROS HOLDING SA (CR)	0.111	---	0.111	07/06/2019	---	---	---	---	---	---	1000@0.100	---	---	---	---	---	1,758.51	0.084	0.145	1757
119,596,817	0.300	---	---	---	15/07/2008	27/04/2017	5190	NIKAS SA (CR)	0.444	---	0.444	07/06/2019	---	---	---	---	---	---	200@0.490	---	---	---	---	---	53,100.99	0.32	0.444	3577
24,319,250	0.300	---	---	---	09/07/2002	04/07/2007	5165	PROODEFTIKH SA (CR)	0.14	3.70	# 0.135	07/06/2019	0.148	0.14	0.148	0.14	0.144	3905@0.110	1500@0.140	---	---	6,240	6	895.52	3,404.70	0.09	0.22	2357
245,497,164	0.300	---	---	---	01/07/2008	30/07/2012	5207	SELONDA AQUACULTURE SA (CR)	0.046	5.75	# 0.044	07/06/2019	0.045	0.045	0.047	0.046	0.046	27059@0.045	510@0.047	---	---	67,710	18	3,107.95	11,292.87	0.0310	0.0776	3573
10,186,667	1.35	---	---	---	24/06/2008	02/02/2016	4887	SIDMA SA (CR)	0.334	---	0.334	07/06/2019	---	---	---	---	---	1110@0.350	1110@0.400	---	---	---	---	---	3,402.35	0.204	0.412	1757
23,743,440	0.300	---	---	---	23/06/2008	24/07/2018	5200	SFAKIANAKIS SA (CR)	0.33	---	0.33	07/06/2019	---	---	---	---	---	2000@0.320	390@0.338	---	---	---	---	---	7,835.34	0.236	0.384	5379
766,000	1.00	---	---	---	01/07/2004	11/12/2012	5193	TRIA ALFA SA (CR)	2.8	---	2.8	07/06/2019	---	---	---	---	---	---	326@2.76	85.78	2018	---	---	---	2,443.70	2.5	3.18	3763
245,000	1.00	---	---	---	19/07/2010	11/12/2012	5194	TRIA ALFA SA (PR)	1.22	---	1.22	07/06/2019	---	---	---	---	---	---	26@1.22	37.38	2018	---	---	---	2,443.70	0.535	1.27	3763

Suspension Status

20,255,805	0.300	---	---	---	22/08/2006	02/08/2010	5136	AXON HOLDING SA (CR)	0.058	---	0.058	28/04/2017	---	---	---	---	---	---	---	---	---	---	---	---	1,174.84	0.058	0.058	4533	
21,820,410	0.800	---	---	---	22/05/2008	02/08/2011	5174	EUROMEDICA SA (CR)	0.448	---	0.448	30/04/2018	---	---	---	---	---	---	---	---	---	---	---	---	---	9,775.54	0.448	0.448	4533
66,948,210	0.300	---	---	---	22/09/2015	22/09/2015	5179	FOLLI FOLLIE (CR)	4.8	---	4.8	24/05/2018	---	---	---	---	---	---	---	---	---	---	---	---	---	321,351.41	4.8	4.8	5379
22,996,875	1.25	---	---	---	24/06/2011	02/02/2016	5201	NEXANS HELLAS SA (CR)	1.6	---	1.6	01/04/2019	---	---	---	---	---	---	---	---	---	---	---	---	---	36,795.00	1.52	1.69	2733
14,870,100	0.300	---	---	---	15/05/2008	26/09/2011	5130	ALPHA GRISSIN S.A. (CR)	0.014	---	0.014	13/04/2017	---	---	---	---	---	---	---	---	---	---	---	---	---	208.18	0.014	0.014	9533
33,930,000	0.300	---	---	---	03/07/2006	30/05/2001	4865	BABIS VOVOS SA (CR)	0.304	---	0.304	30/03/2012	---	---	---	---	---	---	---	---	---	---	---	---	---	10,314.72	0.304	0.304	8633
77,126,446	0.340	---	---	---	23/05/2005	18/08/2011	5206	G.E. DIMITRIOU (CR)	0.0125	---	0.013	30/04/2019	---	---	---	---	---	---	---	---	---	---	---	---	---	964.08	0.01	0.028	3722
6,000,000	0.600	---	---	---	13/06/2008	08/04/2004	5172	EUROBROKERS S.A. (CR)	0.008	---	0.008	27/04/2018	---	---	---	---	---	---	---	---	---	---	---	---	---	48.00	0.008	0.008	8534
24,619,524	0.500	---	---	---	10/10/1986	30/12/2002	4914	KERAMIA-ALLATINI (CR)	0.088	---	0.088	30/08/2012	---	---	---	---	---	---	---	---	---	---	---	---	---	2,166.52	0.088	0.088	8633
31,543,600	0.420	---	---	---	19/07/2010	19/12/2018	5205	KRETA FARM SA (CR)	1.085	---	1.085	30/04/2019	---	---	---	---	---	---	---	---	---	---	---	---	---	34,224.81	0.6	1.22	3577
25,179,640	0.600	---	---	---	08/08/1994	19/09/2000	5191	J.BOUTARIS & SON HOLD. SA (CB)	0.026	---	0.026	01/10/2018	---	---	---	---	---	---	---	---	---	---	---	---	---	742.45	0.026	0.026	3535
1,540,000	0.600	---	---	---	08/08/1994	19/09/2000	5192	J.BOUTARIS & SON HOLD. (PB)	0.057	---	0.057	01/10/2018	---	---	---	---	---	---	---	---	---	---	---	---	---	742.45	0.057	0.057	3535
23,935,280	0.300	---	---	---	29/06/2009	13/06/2000	5153	NAYTEMPORIKI PUBLISHING SA(CR)	0.107	---	0.107	02/10/2017	---	---	---	---	---	---	---	---	---	---	---	---	---	2,561.07	0.107	0.107	5557
255,459,600	0.300	---	---	---	26/06/2000	03/12/2010	5101	NEL SA (CR)	0.07	---	0.07	31/08/2015	---	---	---	---	---	---	---	---	---	---	---	---	---	17,882.17	0.07	0.07	5759
23,463,874	0.800	---	---	---	23/05/2003	21/12/1999	4918	NEORION SA (CR)	0.125	---	0.125	30/08/2012	---	---	---	---	---	---	---	---	---	---	---	---	---	2,932.98	0.125	0.125	2753
18,750,000	0.300	---	---	---	02/07/2001	31/12/2012	5154	PEGASUS PUBLISHING S.A. (CR)	0.089	---	0.089	02/10/2017	---	---	---	---	---	---	---	---	---	---	---	---	---	1,668.75	0.089	0.089	5557
100,793,572	0.300	---	---	---	16/07/2009	11/02/2016	5110	TELETIPOS SA (CR)	0.06	---	0.06	07/03/2016	---	---	---	---	---	---	---	---	---	---	---	---	---	6,047.61	0.06	0.06	5553
4,034,950	0.680	---	---	---	01/07/2005	30/12/2010	5171	CHATZIKRANIOTIS & SONS SA (CR)	0.14	---	0.14	27/04/2018	---	---	---	---	---	---	---	---	---	---	---	---	---	564.89	0.14	0.14	3577

Shares' Notes

Code	Note text
()	- Adjusted dividends.
*	- Last adjusted closing price.
[1]	- Net dividends.
[2]	- The "Date of Last Coupon" for New listings refers to the date company's stocks started to trade in Athex
[3]	- The Company Market Value is referred to the number of outstanding shares
[4]	- Sectors codification can be found in Appendix A
[5]	- The Market Value refers to the total number of shares listed (including their several classes) in the exchange by the company.
[6]	- P/E greater than 100
[7]	- Last view of the Order Book before the end of the trading session
[8]	- All Blocks Methods' Transactions Value are included.
4690	- Transfer to Surveillance category as of 4/4/2006.
4750	- Transfer to the Under Surveillance Category from 8/4/2011.
4865	- Suspension of trading as of 2/4/2012.
4887	- Transfer to the Surveillance Category as of 10/4/2012.
4912	- Transfer to the Surveillance Category as of 31/7/2012.
4914	- Suspension of trading as of 31/8/2012.
4918	- Suspension of trading as of 31/8/2012.
4955	- Transfer to the Surveillance Category as from 5/4/2013.
4956	- Transfer to the Surveillance Category as from 5/4/2013.
4957	- Transfer to the Surveillance Category as from 5/4/2013.
4958	- Transfer to the Surveillance Category as from 5/4/2013.
4959	- Transfer to the Surveillance Category as from 5/4/2013.
4983	- Transfer to the Surveillance Category as of 5/4/2013.
5080	- Transfer to the Surveillance Category as of 06/09/2011.
5093	- Transfer to the Surveillance Category as of 8/4/2015.
5095	- Transfer to the Surveillance Category as from 5/4/2013.
5101	- Suspension of trading as of 1/9/2015.
5110	- Suspension of trading as of 08/03/2016.
5112	- Transfer to the Surveillance Category as of 15/04/2016.
5115	- Transfer to the Surveillance Category as of 15/04/2016.
5123	- Transfer to the Surveillance Category as of 10/04/2014
5130	- Suspension of trading as of 18/04/2017.
5136	- Suspension of trading as of 02/05/2017.
5141	- Transfer to the Surveillance Category as of 10/05/2017.
5153	- Suspension of trading as of 03/10/2017.
5154	- Suspension of trading as of 03/10/2017.
5156	- Transfer to the Surveillance Category as of 11/12/2017.
5160	- Transfer to the Surveillance Category as of 15/04/2016.
5161	- Transfer to the Surveillance Category as of 25/11/2011.
5162	- Transfer to the Under Supervision Category as of 21/12/2009.
5165	- Transfer to the Surveillance Category as of 15/02/2018.
5171	- Suspension of trading as of 30/04/2018.
5172	- Suspension of trading as of 30/04/2018.
5174	- Suspension of trading as of 02/05/2018.
5178	- Transfer to the Surveillance Category as of 11/05/2018.
5179	- Suspension of trading as of 25/05/2018.
5190	- Transfer to the Surveillance Category as of 10/04/2012.
5191	- Suspension of trading as of 02/10/2018.
5192	- Suspension of trading as of 02/10/2018.
5193	- Transfer to the Surveillance Category as of 25/10/2018.
5194	- Transfer to the Surveillance Category as of 25/10/2018.
5195	- Transfer to the Surveillance Category as of 27/06/2008.

Shares' Notes

Code	Note text
5196	- Transfer to the Under Surveillance Category from 08/04/2011.
5197	- Transfer to the Surveillance Category as of 07/11/2018.
5200	- Transfer to the Surveillance Category as of 10/04/2012.
5201	- Suspension of trading as of 02/04/2019.
5205	- Suspension of trading as of 02/05/2019.
5206	- Suspension of trading as of 02/05/2019.
5207	- Transfer to the Surveillance Category as from 13/05/2019.

Securities Blocks Details

Securities	Block Volume	Price	Block Trade Value	Time of approval	Note
GR. SARANTIS S.A. (CR)	50,000	7.57	378,290.00	11:04:08	14
ALPHA BANK (CR)	300,000	1.70	510,000.00	12:27:00	20
ALPHA BANK (CR)	250,000	1.70	424,250.00	14:20:02	20
ALPHA BANK (CR)	375,000	1.70	636,375.00	14:24:10	20
ALPHA BANK (CR)	720,000	1.70	1,223,280.00	14:31:16	20
ALPHA BANK (CR)	253,561	1.70	430,293.02	14:35:53	20
ALPHA BANK (CR)	250,000	1.71	427,500.00	15:29:00	20
ALPHA BANK (CR)	2,045,101	1.71	3,496,100.16	16:12:22	20
ALPHA BANK (CR)	250,000	1.71	427,500.00	16:16:00	20
ATHENS MEDICAL CENTER SA (CR)	50	1.88	93.75	16:36:07	18
ALPHA BANK (CR)	484,899	1.71	827,480.14	16:39:54	20
ALPHA BANK (CR)	400,000	1.71	682,200.00	16:42:29	20
ALPHA BANK (CR)	217,857	1.70	371,119.40	16:43:22	20
GR. SARANTIS S.A. (CR)	3,219	8.11	26,106.09	16:51:16	18
ALPHA BANK (CR)	400,000	1.71	682,400.00	16:51:56	20
MYTILINEOS HOLDINGS (CR)	60,000	10.09	605,100.00	17:13:20	20

Blocks Notes

- 9 - Method 6-1 / Special Fees
- 10 - Method 6-1 / Special Fees, SDS
- 14 - Method 6-3 / Settlement, Incomplete Buy and Sell
- 18 - Method 6-2 / SPOT 1
- 19 - Method 6-2 / SPOT 2
- 20 - Method 6-1 and Method 6-1 Same Day Settlement
- 21 - Other Pre-agreed

Shares Rights Details

Occured date	Exercise from	Exercise until	Trading until	Rights	Price min	Price max	Closing price	Last Bid	Last Ask	Volume	Trades	Transactions Value
--------------	---------------	----------------	---------------	--------	-----------	-----------	---------------	----------	----------	--------	--------	--------------------

No Rights Transactions.

Securities Forced Sales

Securities	Category of Security	Transaction s Volume	Number of Trades	Transactions Value	Note
------------	----------------------	-------------------------	---------------------	-----------------------	------

No Forced Transactions.

Forced Sales Notes

- 1 - Normal Forced Sale.
- 2 - Forced Sales of Fixed Registered Shares.
- 3 - Forced Sales of Remaining Stock Fractions.

Forced Sales Registered Shares

Securities	Start Date	End Date	Initial Volume	Remaining Volume	Date	Avg price (day)	Avg price (period)	Number of Trades	Transactions Volume	Transactions Value
------------	------------	----------	----------------	------------------	------	-----------------	--------------------	------------------	---------------------	--------------------

No Fixed Registered Shares Forced Sales.

Forced Sales Notes

According to Decision 1/380/04.05.2008 of the Hellenic Republic Capital Market Commission, the certificated registered shares that have not been deposited to the issuer for dematerialisation, will be auctioned in the Athens Exchange by the supervising issuer. Forced sales procedure is held according to Article 99A of the Athens Exchange Rulebook. The average price of the period is calculated by dividing the Total transactions value by the Total volume and includes all the transactions made until the current date.

Exchange Traded Funds (ETFs) Characteristics

	Transactions Date (T)	Creation / Redemption	Units (T-1)	New Units (T-1)	Redemption Units (T-1)	Units (T) [1]	Fund Assets [2]	Net Unit Price	Dividend per	Dividend Date
ALPHA ETF FTSE Athex Large Cap	10/06/2019	5,000	642,382	---	---	642,382	13,414,380.00	20.8822	0.43	30/06/2018

ETFs Notes

[1] - Units (T) = Units (T-1) + New Units (T-1) - Redemption Units (T-1)

[2] - The Creation / Redemption Units of T-1 are included.

Convertible Corporate Bonds - Regulated Market

Num Listed Bonds	Nominal price	Issue price	Today's Rate	Exp. Date	Duration (years)	Note	Coupon		Trading	Corporate Bonds	Price min	Price max	Closing price	Previous closing price/date	Volume	Transactions Value	Last order			ear min	Year max
							Common	Preferred									Price	Buy / Sell	Date		
171,268,704	0.30	0.30	1.00	11/10/2025	9	---	11	---	1	FORTHNET S.A. (Convertible)	---	---	---	---	---	---	1.0000	B	11/04/2019	100.0000	100.0000

Corporate Bonds Notes

Transactions Volume = (Pieces) * (Nominal Price). Transactions Value = (Pieces) * (Nominal Price) * (price %) + (Accrued interest).

The price of a Bond is stated as a percentage (%) of Bond's Nominal Price.

Nominal Price in Euros (€), except if it is noted differently.

Non Convertible Corporate Bonds - Regulated Market

Num Listed Bonds	Nominal price	Issue price	Today's Rate	Exp. Date	Duration (years)	Note	Coupon		Trading	Corporate Bonds	Accrued Int.	Yield.T.Mat	Price min	Price max	Closing price	Previous closing price/date	Volume	Transactions Value	Last order			ear min	Year max	
							Common	Preferred											Price	Buy / Sell	Date			
25,000	1,000.00	1,000.00	4.95	26/06/2023	5	---	2	---	1	B&F COMM. & GARM. INDUS. S.A. (Non Convertible)	22.9625	5.7780	96.0000	96.6000	96.3334	97.0000	06/06/2019	18,000	17,753.35	94.1211	B	10/06/2019	93.0000	98.5000
90,000	1,000.00	1,000.00	3.00	11/05/2023	5	---	3	---	1	CORAL A.E. (Non Convertible)	2.5000	2.1900	102.7000	103.7500	102.7000	103.5000	07/06/2019	210,000	218,035.00	102.7000	B	10/06/2019	100.2726	103.7500
120,000	1,000.00	1,000.00	3.95	04/04/2025	7	---	3	---	1	GEK TERNA S.A. (Non Convertible)	7.5708	3.1810	102.9200	103.4200	103.0742	102.9620	07/06/2019	127,000	131,865.70	102.9200	B	10/06/2019	99.0000	103.5000
60,000	1,000.00	1,000.00	3.85	21/07/2022	5	---	4	---	1	TERNA ENERGY FINANCE S.A. (Non Convertible)	15.1861	3.1760	101.1100	101.4800	101.2623	101.1500	07/06/2019	30,000	30,834.28	101.1100	B	10/06/2019	100.5200	104.5500
300,000	1,000.00	1,000.00	3.10	27/06/2022	5	---	4	---	1	MYTILINEOS HOLDINGS S.A. (Non Convertible)	14.3806	2.0900	102.5600	102.8500	102.5600	102.7650	07/06/2019	204,000	212,716.44	102.5600	B	10/06/2019	100.5818	103.4000
50,000	1,000.00	1,000.00	4.35	20/06/2022	5	---	4	---	1	SYSTEMS SUNLIGHT S.A. (Non Convertible)	21.0250	2.9250	103.3000	103.3000	103.3000	103.7000	07/06/2019	7,000	7,378.18	102.7000	B	10/06/2019	99.4118	104.5000
200,000	1,000.00	1,000.00	3.50	21/03/2022	5	---	5	---	1	O.P.A.P. S.A. (Non Convertible)	8.0694	2.3250	102.6200	102.6300	102.6231	102.8000	07/06/2019	98,000	101,361.41	102.6300	B	10/06/2019	101.6500	103.5200
40,000,000	1.00	1.00	5.00	04/10/2021	5	---	11	---	1	HOUSEMARKET S.A. (Non Convertible)	0.0096	2.4240	105.0000	105.3600	105.0000	105.0000	06/06/2019	40,272	42,681.16	105.0000	B	10/06/2019	101.9500	105.5000
200,000	1,000.00	1,000.00	3.60	12/03/2026	7	---	1	---	1	AEGEAN AIRLINES S.A. (Non Convertible)	9.2000	2.9290	103.2000	103.8500	103.6780	103.3050	07/06/2019	41,000	42,885.20	103.5000	B	10/06/2019	100.3628	103.8500

Corporate Bonds Notes

Transactions Volume = (Pieces) * (Nominal Price). Transactions Value = (Pieces) * (Nominal Price) * (price %) + (Accrued interest).

The price of a Bond is stated as a percentage (%) of Bond's Nominal Price.

Nominal Price in Euros (€), except if it is noted differently.

Government Bonds

Number Listed Bonds	Nominal price	Today's Rate	Accrued Interest Calc	Exp. Date [1]	Duration (years)	Note	Coupons Date	Curr. coupon value	Trading Unit	Government Bonds	Price min	Price max	Closing price	Previous closing price/date	Volume	Transactions Value	Price	Last order Buy / Sell	Date
3,000,000	1,000.00	4.38	Actual/Actual	01/08/2022	5	---	01/08	4.38	1	GGB-FXD-010822-05Y-4.375-1.000	---	---	---	---	---	---	1.0000	B	28/11/2018
2,500,000	1,000.00	3.45	Actual/Actual	02/04/2024	5	---	02/04	3.45	1	GGB-FXD-020424-05Y-3.450-1.000	---	---	---	---	---	---	---	---	---
4,355,990,324	1.00	3.50	Actual/Actual	30/01/2023	5	---	01/02 - 31/01	3.50	1	GGB-FXD-300123-05Y-3.500-1.000	---	---	---	94.5720 13/07/2018	---	---	1.0000	B	28/11/2018
5,962,747,327	1.00	3.75	Actual/Actual	30/01/2028	10	---	/02 - 01/02 - 31/	3.75	1	GGB-FXD-300128-10Y-3.750-1.000	---	---	---	85.4610 13/07/2018	---	---	1.0000	B	28/11/2018
6,091,218,404	1.00	3.90	Actual/Actual	30/01/2033	15	---	/02 - 01/02 - 31/	3.90	1	GGB-FXD-300133-15Y-3.900-1.000	---	---	---	78.6730 13/07/2018	---	---	1.0000	B	28/11/2018
4,805,399,486	1.00	4.00	Actual/Actual	30/01/2037	19	---	/02 - 01/02 - 31/	4.00	1	GGB-FXD-300137-19Y-4.000-1.000	---	---	---	77.0370 13/07/2018	---	---	1.0000	B	28/11/2018
4,603,713,186	1.00	4.20	Actual/Actual	30/01/2042	24	---	/02 - 01/02 - 31/	4.20	1	GGB-FXD-300142-24Y-4.200-1.000	---	---	---	77.7640 13/07/2018	---	---	1.0000	B	28/11/2018
550,418,123	1.00	3.00	Actual/Actual	24/02/2023	11	---	24/02	3.00	1	GGB-FXD-240223-11Y-2.000-1.000	---	---	---	10.0000 22/06/2015	---	---	---	---	---
445,007,576	1.00	3.00	Actual/Actual	24/02/2024	12	---	24/02	3.00	1	GGB-FXD-240224-12Y-2.000-1.000	---	---	---	10.0000 22/06/2015	---	---	---	---	---
423,674,226	1.00	3.00	Actual/Actual	24/02/2025	13	---	24/02	3.00	1	GGB-FXD-240225-13Y-2.000-1.000	---	---	---	10.0000 22/06/2015	---	---	---	---	---
212,292,153	1.00	3.00	Actual/Actual	24/02/2026	14	---	24/02	3.00	1	GGB-FXD-240226-14Y-2.000-1.000	---	---	---	10.0000 22/06/2015	---	---	---	---	---
160,621,352	1.00	3.00	Actual/Actual	24/02/2027	15	---	24/02	3.00	1	GGB-FXD-240227-15Y-2.000-1.000	---	---	---	10.0000 22/06/2015	---	---	---	---	---
183,244,055	1.00	3.00	Actual/Actual	24/02/2028	16	---	24/02	3.00	1	GGB-FXD-240228-16Y-2.000-1.000	---	---	---	10.0000 22/06/2015	---	---	---	---	---
164,802,894	1.00	3.00	Actual/Actual	24/02/2029	17	---	24/02	3.00	1	GGB-FXD-240229-17Y-2.000-1.000	---	---	---	10.0000 22/06/2015	---	---	---	---	---
165,460,943	1.00	3.00	Actual/Actual	24/02/2030	18	---	24/02	3.00	1	GGB-FXD-240230-18Y-2.000-1.000	---	---	---	10.0000 22/06/2015	---	---	---	---	---
129,007,241	1.00	3.00	Actual/Actual	24/02/2031	19	---	24/02	3.00	1	GGB-FXD-240231-19Y-2.000-1.000	---	---	---	10.0000 22/06/2015	---	---	---	---	---
126,192,683	1.00	3.00	Actual/Actual	24/02/2032	20	---	24/02	3.00	1	GGB-FXD-240232-20Y-2.000-1.000	---	---	---	10.0000 22/06/2015	---	---	---	---	---
146,905,168	1.00	3.00	Actual/Actual	24/02/2033	21	---	24/02	3.00	1	GGB-FXD-240233-21Y-2.000-1.000	---	---	---	10.0000 22/06/2015	---	---	---	---	---
154,475,606	1.00	3.00	Actual/Actual	24/02/2034	22	---	24/02	3.00	1	GGB-FXD-240234-22Y-2.000-1.000	---	---	---	10.0000 22/06/2015	---	---	---	---	---
144,429,441	1.00	3.00	Actual/Actual	24/02/2035	23	---	24/02	3.00	1	GGB-FXD-240235-23Y-2.000-1.000	---	---	---	10.0000 22/06/2015	---	---	---	---	---
166,211,676	1.00	3.00	Actual/Actual	24/02/2036	24	---	24/02	3.00	1	GGB-FXD-240236-24Y-2.000-1.000	---	---	---	10.0000 22/06/2015	---	---	---	---	---
145,461,669	1.00	3.00	Actual/Actual	24/02/2037	25	---	24/02	3.00	1	GGB-FXD-240237-25Y-2.000-1.000	---	---	---	10.0000 22/06/2015	---	---	---	---	---
146,941,087	1.00	3.00	Actual/Actual	24/02/2038	26	---	24/02	3.00	1	GGB-FXD-240238-26Y-2.000-1.000	---	---	---	10.0000 22/06/2015	---	---	---	---	---
135,115,612	1.00	3.00	Actual/Actual	24/02/2039	27	---	24/02	3.00	1	GGB-FXD-240239-27Y-2.000-1.000	---	---	---	10.0000 22/06/2015	---	---	---	---	---
141,909,637	1.00	3.00	Actual/Actual	24/02/2040	28	---	24/02	3.00	1	GGB-FXD-240240-28Y-2.000-1.000	---	---	---	10.0000 22/06/2015	---	---	---	---	---
136,788,720	1.00	3.00	Actual/Actual	24/02/2041	29	---	24/02	3.00	1	GGB-FXD-240241-29Y-2.000-1.000	---	---	---	10.0000 22/06/2015	---	---	---	---	---
163,643,410	1.00	3.00	Actual/Actual	24/02/2042	30	---	24/02	3.00	1	GGB-FXD-240242-30Y-2.000-1.000	---	---	---	10.0000 22/06/2015	---	---	---	---	---
742,153	1,000.00	0.40	FLR Actual/360	10/08/2019	5	---	10/02 - 10/08	---	1	GGB-FLT-100819-05Y-0.934-1.000	---	---	---	---	---	---	50.0001	B	12/12/2017
2,500,000	1,000.00	3.88	Actual/Actual	12/03/2029	10	---	12/03	3.88	1	GGB-FXD-120329-10Y-3.875-1.000	---	---	---	---	---	---	---	---	---
3,000,000	1,000.00	3.38	Actual/Actual	15/02/2025	7	---	15/02	3.38	1	GGB-FXD-150225-07Y-3.375-1.000	---	---	---	---	---	---	---	---	---
250,250	1,000.00	2.90	Actual/Actual	20/03/2023	4	---	20/03	2.90	1	GGB-FXD-200323-04Y-2.900-1.000	---	---	---	---	---	---	---	---	---
964,000	1,000.00	3.25	Actual/Actual	20/03/2025	6	---	20/03	3.25	1	GGB-FXD-200325-06Y-3.250-1.000	---	---	---	---	---	---	---	---	---
2,100,000	1,000.00	3.55	Actual/Actual	20/03/2026	7	---	20/03	3.55	1	GGB-FXD-200326-07Y-3.550-1.000	---	---	---	---	---	---	---	---	---

Government Bonds Notes

Transactions Volume = (Pieces) * (Nominal Price). Transactions Value = (Pieces) * (Nominal Price) * (price %) + (Accrued interest).

The Value of current coupon for the issues with NV 0.01 euro refers to NV 100 euros

FLR: Floating Interest Rate.

[1] - The Expiration Date of the interest bearing period and the Date for coupon payment.

Treasury Bills & Zero Coupon Government Bonds

Issue Date	13-Week Maturity									26-Week Maturity									52-Week Maturity								
	Exp. Date	Initial Rate	Num Listed Bonds	Nominal price	Issue price	Last Trade Price	Last Trade Date	Volume Traded	Note	Exp. Date	Initial Rate	Num Listed Bonds	Nominal price	Issue price	Last Trade Price	Last Trade Date	Volume Traded	Note	Exp. Date	Initial Rate	Num Listed Bonds	Nominal price	Issue price	Last Trade Price	Last Trade Date	Volume Traded	Note
15/06/2018	---	---	---	---	---	---	---	---	---	---	---	---	---	---	---	---	---	---	14/06/2019	1.09	1,000,000	1,000.00	989.10	---	---	---	---
14/09/2018	---	---	---	---	---	---	---	---	---	---	---	---	---	---	---	---	---	---	13/09/2019	1.09	1,000,000	1,000.00	989.10	---	---	---	---
14/12/2018	---	---	---	---	---	---	---	---	---	---	---	---	---	---	---	---	---	---	13/12/2019	1.09	1,000,000	1,000.00	989.10	---	---	---	---
15/03/2019	---	---	---	---	---	---	---	---	---	---	---	---	---	---	---	---	---	---	13/03/2020	0.95	1,000,000	1,000.00	990.50	---	---	---	---

Bonds in Circulation	Currency / Min nominal traded Value	Coupons Payment Date	Current Coupon Value	Note	Coupon	Trading Unit	Issue Date	Duration (years)	Today's Interest	A.I.C in days	Bonds	Last price of previous days		Last Outcry in Cash (euro)		Trades in Pieces	Life min	Life Max	
												Price	05/02/1996	Buy / Sell	Date				
Corporate Bonds in Foreign Currency and Euro																			
103,746	GBP / 10	01/12	0.25	---	60	1	01/12/1930	98	2.5	360	National Mortgage Bank	2.27	05/02/1996	2.27	S	05/02/1996	---	2.27	2.27
0	GBP / 10	01/12	0.25	---	62	1	01/12/1928	100	2.5	360	National Mortgage Bank	---	---	---	---	---	---	---	---

Government Bonds Notes

A.I.C: Accrued Interest Calculation base.

FLR: Floating Interest Rate.

The minimum tradeable Nominal Value for all Demeterialised Government Titles is 100 Euros.

(μτφρ-0)

Athex & ATHEXClear Members List

Member Name	Stock Market			Derivatives Market		ATHEXClear Member				
	Address	Phone	Fax	Market Member	Remote Member	Market Maker	Proprietary	Market Maker	General Clearing	Direct Clearing
A. SARRIS SECURITIES S.A.				a						
6, DRAGATSANIOU ATHINA	+30 2103367700	210-3312324								
ALPHA BANK A.E.									a	
40, STADIOU STR ATHINA	(210)-3260000	(210)-3264116								
	(210)-3265546	(210)-3265811								
103, AVE. ATHINON ATHINA	+30 2103436820	210-3436270								
ALPHA FINANCE INVESTMENT SERVICES S.A.				a		a	a	a		a
5, MERLIN ATHINA	+30 2103677400	210-33311193								
ARGUS STOCKBROKERS LTD				a	a		a			
25, DIMOSTHENI SEVERI AVE NICOSIA	+357 22717000	0035722717070								
ATLANTIC SECURITIES LIMITED				a	a					
37, PRODROMOU NICOSIA	+357 22445400	00357 22661914								
AXON SECURITIES S.A.				a			a			
48, STADIOU ATHINA	+30 2103363800	210-3243903								
BETA SECURITIES S.A.				a		a	a			a
29, ALEXANDRAS AVEN. & VRAILA ATHINA	+30 2106478900	210-6410139								
BNP PARIBAS SECURITIES SERVICES									a	
2, LAMPSAKOU ATHINA	+30 2107468500	210-7468579-581								
CAPITAL SECURITIES S.A.				a			a			
58, MITROPOLEOS ATHINA	+30 2103369700	+30 210 3369820								
CFS SECURITIES-INVESTMENT SERVICES S.A.				a						
3, PAPARRIGOPOULOU ATHINA	+30 2103360800	+30 210-3360980								
CITIGROUP GLOBAL MARKET LTD				a	a					
1, CITIGROUP CENTER, CANADA SQ., CANARY WHARF LONDON	+44 02079864000									
CITIGROUP GLOBAL MARKETS EUROPE AG				a	a					
16, REUTERWEG FRANKFURT										
CREDIT SUISSE SECURITIES (EUROPE) LIMITED				a	a					
1, CABOT SQUARE LONDON	+44 2078888888									
CYCLOS SECURITIES S.A.				a			a			a
39, PANEPISTIMIOU ATHINA	+30 2103364300	+30 210-3239122								
DEUTSCHE BANK S.A.				a	a		a			
1, GREAT WINCHESTER STREET LONDON	+44 20 754 54209	00441133361437								
DYNAMIC SECURITIES S.A.				a			a			a
, SYGROU AVENUE 223 & TRALLEON 2 NEA SMYRNI	+30 2103677700	210-3677777								
EUROBANK EQUITIES INVESTMENT FIRM S.A				a		a	a	a		a
, FILELLINON 10 & XENOFONTOS 13 ATHINA	+30 2103720000	210-3720001								
EUROBANK ERGASIAS S.A.									a	
8, OTHONOS STR. ATHINA	(210)-3337969	(210)-3245916								
8, OTHONOS ATHINA	+30 2103337000	210-3245916								
8, OTHONOS STR. ATHINA	(210)-3337000	(210)-3233866								
EUROCORP INVESTMENT SERVICES S.A.				a			a			a
14, FILIKIS ETERIAS SQ, ATHINA	+30 2107263500	2107263666								
EUROTRUST INVESTMENT FIRM SA				a						
113, SEVASTOUPOLEOS ATHINA	+30 2103363100	+30 210-3238334								
EUROXX SECURITIES S.A.				a		a	a	a		a
7, PALAIOLOGOU CHALANDRI	(210)-6879400	(210)-6879401								
7, PALEOLOGOU CHALANDRI	+30 2106879400	210-6879401								
G. A. PERVANAS SECURITIES-INVESTMENT SERVICES CO S.A.				a						
7-9, SOFOKLEOUS ATHINA	+30 2103727200	210-3210-291								
GLOBAL CAPITAL SECURITIES AND FINANCIAL SERVICES LTD				a	a					
50, AVE. ARCHIEPISKOPOU MAKARIOU NICOSIA	+357 22710710	357 22339332								
HELLENIC BANK (INVESTMENTS) LTD					a					
, AVE.KYRIAKOU MATSI 31 - PO BOX 24747 NICOSIA	+357 22500100	357 22500110								
HELLENIC-AMERICAN SECURITIES S.A.				a		a	a			a
27, ANDREA PAPANDEOU ATHINA	+30 2103311100	+30 210-3215968								
HSBC FRANCE									a	
109-111, AVE. MESOGION ATHINA	+30 2106960000	210-6929336								
INDEX SECURITIES S.A.				a						
6, DRAGATSANIOU ATHINA	+30 2103213920	+30 210-3213216								
INVESTMENT BANK OF GREECE S.A.				a		a	a	a	a	
32, EGIALIAS & PARADISOU MAROUSI	+30 2108173111	+30 210-6896325								
J. CHR. MAVRIKIS SECURITIES S.A.				a						
5, SOFOKLEOUS ATHINA	+30 2103216730	210-3217767								

Athex & ATHEXClear Members List

Member Name				Stock Market			Derivatives Market		ATHEXClear Member	
	Address	Phone	Fax	Market Member	Remote Member	Market Maker	Proprietary	Market Maker	General Clearing	Direct Clearing
KAPPA SECURITIES S.A.				a			a			
15, VALAORITOU ATHINA	+30 2103678600	+30 210-3641002								
KARAMANOF SECURITIES AND INVESTMENT SERVICES S.A.				a			a			
2, SQ. AGION THEODORON ATHINA	+30 2103212947	+30 210-3217088								
LAIKI FINANCIAL SERVICES LTD					a					
26, AVE. VYRONOS NICOSIA	357 22367367	357 22718567								
LEON DEPOLAS SECURITIES S.A.				a		a	a			
1, CHRISTOU LADA ATHINA	+30 2103213276	+30 210-3211618								
MEGA EQUITY SECURITIES & FINANCIAL SERVICES PUBLIC LTD				a	a		a			
42-44, AVE. GRIVA DIGENI NICOSIA	+357 22711711	357 22711811								
MERIT SECURITIES S.A.				a		a	a			a
5, SOFOKLEOUS ATHINA	+30 2141008800	210-3671830								
MERRILL LYNCH INTERNATIONAL				a	a					
2, KING EDWARD STREET LONDON	+44 20276281000									
N. CHRYSOCHOIDIS STOCK BROKERAGE I.S.S.A.				a			a			a
7-9, SOFOKLEOUS ATHINA	+30 2103213913	+30 210-3216115								
NATIONAL BANK OF GREECE S.A.				a		a	a		a	
68, AKADIMIAS STR. ATHINA	(210)-3328817	(210)-3328678								
86, AIOLOU STR. ATHINA	(210)-3341000	(210)-3228187								
NATIONAL SECURITIES S.A.				a		a	a	a		
66, KIFISIAS AVE, BUILDING A ATHINA	+30 2107720000	+30 210-7720002								
NUNTIUS BROKERAGE AND INVESTMENT SERVICES S.A.				a						
6, DRAGATSANIOU ATHINA	+30 2103350599	+30210-3254846								
ONE PLUS CAPITAL LIMITED				a	a					
, 75 PRODOMOU AVENUE, ONEWORLD PARKVIEW HOUSE, 3RD FLOOR	+357 22873760									
PANTELAKIS SECURITIES S.A.				a		a	a	a		
57, ETHNIKIS ANTISTASIS B CHALANDRI	+30 2106965000	210-6929550								
PEGASUS SECURITIES S.A.				a			a			
17, VALAORITOU & AMERIKIS ATHINA	+30 2103670700	+30 210-3670760								
PIRAEUS BANK S.A.				a			a		a	
4, AMERIKIS ATHINA	+30 2103335000	210-3335079								
4, AMERIKIS STR. ATHINA	(210)-3335000	(210)-3335079								
4, AMERIKIS STR ATHINA	(210)-3335918	(210)-3254207								
PIRAEUS SECURITIES S.A.				a		a	a	a		a
10, STADIU ATHINA	+30 2103354100	210-3354170								
PRELIUM INVESTMENT SERVICES S.A.				a			a			
342, KIFISIAS ATHINA	+30 2103677044	+30 210-6926403								
PROCHOICE SECURITIES LTD				a	a					
57, SPYROU KYPRIANOY NICOSIA	+357-24-661192	+357-24-662464								
SHARELINK SECURITIES-FINANCIAL SERVICES LTD				a	a		a			
6, THEOTOKI MEGARO ELLINA NICOSIA	+357 22554200	+357 22750852								
SOCIETE GENERALE S.A.				a	a		a			
, 17 COURS VALMY 92987 PUTEAUX - LA DEFENSE PARIS	+33 157290504	+33142138697								
SOLIDUS SECURITIES S.A.				a			a			a
64, LOUIZIS RIANCOUR ATHINA	+30 2106900600	210-6985421								
ST. EM. LAVRENTAKIS SECURITIES S.A.				a			a			
7-9, SOFOKLEOUS ATHINA	+30 2103213336	+30 210-3246572								
THE CYPRUS INVESTMENT & SECURITIES CORPORATION LTD				a	a					
154, LIMASSOL AVENUE, STROVOLOS NICOSIA	+357 22121700	357 22338800								
UBS LIMITED					a					
1, FINSBURY AVENUE LONDON	+44 2075687135									

List of Stocks under Market Making operations

Securities	Market Maker	Start Market Making	Stock Category
ADMIE (IPTO) HOLDING S.A. (CR)	PIRAEUS SECURITIES S.A.	29/06/2017	Main Market
ALPHA BANK (CR)	ALPHA FINANCE INVESTMENT SERVICES S.A.	29/02/2016	Main Market
	EUROBANK EQUITIES INVESTMENT FIRM S.A	24/10/2012	
	HELLENIC-AMERICAN SECURITIES S.A.	06/02/2019	
	LEON DEPOLAS SECURITIES S.A.	04/01/2016	
	MERIT SECURITIES S.A	03/09/2013	
	NATIONAL SECURITIES S.A	15/01/2013	
	PIRAEUS SECURITIES S.A.	28/05/2013	
ALUMIL (CR)	BETA SECURITIES S.A.	18/07/2013	Main Market
AS COMPANY SA (CR)	EUROBANK EQUITIES INVESTMENT FIRM S.A	01/04/2019	Main Market
ATTICA BANK S.A. (CR)	BETA SECURITIES S.A.	02/06/2014	Main Market
	EUROXX SECURITIES S.A.	22/01/2016	
	PIRAEUS SECURITIES S.A.	20/09/2017	
ATTICA HOLDINGS (CR)	HELLENIC-AMERICAN SECURITIES S.A.	28/12/2017	Main Market
AUTOHELLAS SA (CR)	EUROXX SECURITIES S.A.	02/07/2018	Main Market
AVAX S.A. (CR)	EUROBANK EQUITIES INVESTMENT FIRM S.A	14/12/2015	Main Market
BYTE COMPUTER SA (CR)	MERIT SECURITIES S.A	04/08/2013	Main Market
CC HBC AG (CR)	EUROBANK EQUITIES INVESTMENT FIRM S.A	23/10/2013	Main Market
	NATIONAL SECURITIES S.A	29/04/2013	
	PIRAEUS SECURITIES S.A.	04/05/2015	
CENERGY HOLDINGS (CB)	ALPHA FINANCE INVESTMENT SERVICES S.A.	02/01/2017	Main Market
	EUROBANK EQUITIES INVESTMENT FIRM S.A	02/01/2017	
CNL CAPITAL (CR)	MERIT SECURITIES S.A	01/10/2018	Main Market
EKTER SA (CR)	EUROBANK EQUITIES INVESTMENT FIRM S.A	16/10/2017	Main Market
	LEON DEPOLAS SECURITIES S.A.	21/05/2018	
ELASTRON (CR)	LEON DEPOLAS SECURITIES S.A.	20/02/2017	Main Market
ELLAKTOR (CR)	ALPHA FINANCE INVESTMENT SERVICES S.A.	14/03/2019	Main Market
	EUROBANK EQUITIES INVESTMENT FIRM S.A	01/06/2013	
	EUROXX SECURITIES S.A.	24/09/2018	
	HELLENIC-AMERICAN SECURITIES S.A.	14/01/2019	
	NATIONAL SECURITIES S.A	25/06/2013	
	PIRAEUS SECURITIES S.A.	22/10/2018	
ELTON SA (CR)	BETA SECURITIES S.A.	03/09/2013	Main Market
	LEON DEPOLAS SECURITIES S.A.	01/04/2019	
ELVALHALCOR (CB)	ALPHA FINANCE INVESTMENT SERVICES S.A.	07/05/2018	Main Market
	EUROBANK EQUITIES INVESTMENT FIRM S.A	07/05/2018	
EUROBANK ERGASIAS (CR)	ALPHA FINANCE INVESTMENT SERVICES S.A.	08/01/2013	Main Market
	EUROBANK EQUITIES INVESTMENT FIRM S.A	01/06/2013	
	HELLENIC-AMERICAN SECURITIES S.A.	25/07/2014	
	MERIT SECURITIES S.A	06/11/2017	
	NATIONAL SECURITIES S.A	01/01/2017	
	PIRAEUS SECURITIES S.A.	28/09/2013	
FOURLIS (CR)	EUROBANK EQUITIES INVESTMENT FIRM S.A	01/12/2016	Main Market
	EUROXX SECURITIES S.A.	01/12/2016	
	PIRAEUS SECURITIES S.A.	06/03/2017	
GEK TERNA (CR)	HELLENIC-AMERICAN SECURITIES S.A.	07/09/2015	Main Market

List of Stocks under Market Making operations

Securities	Stock Category
Market Maker	Start Market Making
GR. SARANTIS S.A. (CR)	Main Market
ALPHA FINANCE INVESTMENT SERVICES S.A.	19/06/2018
BETA SECURITIES S.A.	14/05/2013
EUROBANK EQUITIES INVESTMENT FIRM S.A.	24/10/2016
HELLENIC EXCHANGES-A.S.E. (CR)	Main Market
NATIONAL SECURITIES S.A.	25/06/2013
PIRAEUS SECURITIES S.A.	04/05/2015
HELLENIC PETROLEUM (CR)	Main Market
HELLENIC-AMERICAN SECURITIES S.A.	14/09/2015
PIRAEUS SECURITIES S.A.	20/03/2017
IKTINOS HELLAS SA (CR)	Main Market
ALPHA FINANCE INVESTMENT SERVICES S.A.	01/04/2019
EUROBANK EQUITIES INVESTMENT FIRM S.A.	25/02/2019
INTERCONTINENTAL (CR)	Main Market
LEON DEPOLAS SECURITIES S.A.	03/06/2019
INTRACOM CONSTR. (CR)	Main Market
MERIT SECURITIES S.A.	05/06/2018
INTRACOM HOLDINGS (CR)	Main Market
ALPHA FINANCE INVESTMENT SERVICES S.A.	03/08/2018
LEON DEPOLAS SECURITIES S.A.	08/10/2018
INTRALOT (CR)	Main Market
ALPHA FINANCE INVESTMENT SERVICES S.A.	03/07/2017
BETA SECURITIES S.A.	10/04/2017
EUROBANK EQUITIES INVESTMENT FIRM S.A.	18/12/2017
EUROXX SECURITIES S.A.	12/06/2017
HELLENIC-AMERICAN SECURITIES S.A.	30/05/2018
PANTELAKIS SECURITIES S.A.	07/05/2018
PIRAEUS SECURITIES S.A.	28/09/2013
JUMBO SA (CR)	Main Market
MERIT SECURITIES S.A.	06/11/2017
PIRAEUS SECURITIES S.A.	06/03/2017
KLOUKINAS - LAPPAS SA (CR)	Main Market
BETA SECURITIES S.A.	22/09/2014
KRI-KRI S.A. (CR)	Main Market
EUROBANK EQUITIES INVESTMENT FIRM S.A.	07/05/2018
LEON DEPOLAS SECURITIES S.A.	16/01/2017
LAMDA DEVELOPMENT SA (CR)	Main Market
EUROBANK EQUITIES INVESTMENT FIRM S.A.	08/12/2014
PANTELAKIS SECURITIES S.A.	06/11/2017
PIRAEUS SECURITIES S.A.	29/06/2017
LAMPSA HOTEL SA (CR)	Main Market
LEON DEPOLAS SECURITIES S.A.	16/01/2017
MARFIN INVESTMENT GROUP (CR)	Main Market
PIRAEUS SECURITIES S.A.	02/02/2013
MLS MULTIMEDIA SA (CR)	Main Market
HELLENIC-AMERICAN SECURITIES S.A.	07/12/2015
MOTOR OIL (CR)	Main Market
HELLENIC-AMERICAN SECURITIES S.A.	01/09/2014
LEON DEPOLAS SECURITIES S.A.	01/04/2019
MERIT SECURITIES S.A.	25/02/2019
NATIONAL SECURITIES S.A.	17/02/2014
PIRAEUS SECURITIES S.A.	04/05/2015
MYTILINEOS HOLDINGS (CR)	Main Market
ALPHA FINANCE INVESTMENT SERVICES S.A.	15/04/2019
EUROBANK EQUITIES INVESTMENT FIRM S.A.	20/09/2017
MERIT SECURITIES S.A.	25/02/2019
NATIONAL SECURITIES S.A.	25/06/2013
PIRAEUS SECURITIES S.A.	04/05/2015
NATIONAL BANK (CR)	Main Market
ALPHA FINANCE INVESTMENT SERVICES S.A.	08/01/2013
EUROBANK EQUITIES INVESTMENT FIRM S.A.	24/10/2012
HELLENIC-AMERICAN SECURITIES S.A.	25/07/2014
LEON DEPOLAS SECURITIES S.A.	20/04/2015
MERIT SECURITIES S.A.	03/09/2013
NATIONAL SECURITIES S.A.	28/02/2013
PIRAEUS SECURITIES S.A.	08/09/2013

List of Stocks under Market Making operations

Securities	Market Maker	Start Market Making	Stock Category
OPAP (CR)			
	ALPHA FINANCE INVESTMENT SERVICES S.A.	08/01/2013	Main Market
	EUROBANK EQUITIES INVESTMENT FIRM S.A	24/10/2012	
	HELLENIC-AMERICAN SECURITIES S.A.	25/07/2014	
	MERIT SECURITIES S.A	20/03/2017	
	NATIONAL SECURITIES S.A	15/01/2013	
	PIRAEUS SECURITIES S.A.	04/05/2015	
OTE (CR)			
	ALPHA FINANCE INVESTMENT SERVICES S.A.	08/01/2013	Main Market
	EUROBANK EQUITIES INVESTMENT FIRM S.A	24/10/2012	
	HELLENIC-AMERICAN SECURITIES S.A.	25/07/2014	
	LEON DEPOLAS SECURITIES S.A.	01/04/2019	
	MERIT SECURITIES S.A	20/03/2017	
	NATIONAL SECURITIES S.A	01/12/2012	
	PIRAEUS SECURITIES S.A.	08/09/2013	
P.P.A. S.A. (CR)			
	EUROBANK EQUITIES INVESTMENT FIRM S.A	06/02/2019	Main Market
PAPOUTSANIS (CR)			
	ALPHA FINANCE INVESTMENT SERVICES S.A.	19/11/2018	Main Market
	BETA SECURITIES S.A.	25/11/2013	
PETROPOULOS PETROS (CR)			
	BETA SECURITIES S.A.	28/05/2013	Main Market
	EUROBANK EQUITIES INVESTMENT FIRM S.A	01/04/2019	
PIRAEUS BANK (CR)			
	ALPHA FINANCE INVESTMENT SERVICES S.A.	15/04/2019	Main Market
	EUROBANK EQUITIES INVESTMENT FIRM S.A	23/10/2012	
	EUROXX SECURITIES S.A.	15/02/2016	
	HELLENIC-AMERICAN SECURITIES S.A.	14/01/2019	
	MERIT SECURITIES S.A	16/09/2013	
	NATIONAL SECURITIES S.A	02/06/2013	
	PIRAEUS SECURITIES S.A.	16/02/2013	
PLAISIO COMPUTERS SA (CR)			
	BETA SECURITIES S.A.	05/05/2014	Main Market
	EUROBANK EQUITIES INVESTMENT FIRM S.A	02/03/2015	
PPC (CR)			
	ALPHA FINANCE INVESTMENT SERVICES S.A.	23/07/2018	Main Market
	ALPHA FINANCE INVESTMENT SERVICES S.A.	08/01/2013	
	EUROBANK EQUITIES INVESTMENT FIRM S.A	23/10/2012	
	MERIT SECURITIES S.A	06/11/2017	
	NATIONAL SECURITIES S.A	26/03/2013	
	PIRAEUS SECURITIES S.A.	28/09/2013	
QUALITY & RELIABILITY SA (CR)			
	BETA SECURITIES S.A.	20/08/2014	Main Market
QUEST HOLDINGS (CR)			
	BETA SECURITIES S.A.	26/03/2018	Main Market
	EUROBANK EQUITIES INVESTMENT FIRM S.A	28/01/2019	
S.KANAKIS SA (CR)			
	BETA SECURITIES S.A.	01/10/2013	Main Market
THRACE PLASTICS SA (CR)			
	ALPHA FINANCE INVESTMENT SERVICES S.A.	26/03/2018	Main Market
	EUROBANK EQUITIES INVESTMENT FIRM S.A	26/03/2018	
TITAN CEMENT (CR)			
	EUROBANK EQUITIES INVESTMENT FIRM S.A	12/03/2019	Main Market
	NATIONAL SECURITIES S.A	17/02/2014	
	PANTELAKIS SECURITIES S.A.	14/03/2019	
	PIRAEUS SECURITIES S.A.	04/05/2015	
VIOHALCO SA/IV (CB)			
	ALPHA FINANCE INVESTMENT SERVICES S.A.	17/02/2014	Main Market
	EUROBANK EQUITIES INVESTMENT FIRM S.A	01/01/2017	
	MERIT SECURITIES S.A	17/03/2014	

Underlying Asset				Derivatives Market													
Price max	Price min	Closing price	change	Delivery Month	Open price	Price max	Price min	Last price	Closing price	Last Bid	Last Ask	Fixing price*	Life high	Life low	Trades	Volume	Open Interest
FTSE/Athex Large Cap																	
2,162.01	2,093.97	2,152.04	2.77%	June 2019	2,112.75	2,173.00	2,112.75	2,164.00	2,164.00	---	---	---	2,173.00	---	368	2,370	9,312
				July 2019	2,072.50	2,123.50	2,072.50	2,109.00	2,109.00	---	---	---	2,123.50	---	121	836	1,574
				August 2019	---	---	---	---	2,102.00	---	---	---	---	---	---	---	---
				September 2019	---	---	---	---	2,106.25	---	---	---	---	---	---	---	---
				December 2019	---	---	---	---	2,116.75	---	---	---	---	---	---	---	---
				March 2020	---	---	---	---	2,127.25	---	---	---	---	---	---	---	---

(Trade Unit: 1 Index Point x 2E, Cash Settlement)

Derivatives notes

Fixing prices and final open positions can be retrieved from the following path <http://www.helex.gr/el/web/guest/statistics-end-of-day-derivatives>

Underlying Asset				Derivatives Market													
Price max	Price min	Closing price	change	Delivery Month	Open price	Price max	Price min	Last price	Closing price	Last Bid	Last Ask	Fixing price*	Life high	Life low	Trades	Volume	Open Interest
ADMIE (IPTO) HOLDING S.A. (CR) (Contract Size: 100 Securities, Physical Delivery)																	
1.99	1.89	1.99	5.07%	June 2019	1.91	1.99	1.91	1.98	1.98	---	---	---	1.99	---	218	1,424	8,428
				September 2019	1.89	1.97	1.89	1.97	1.97	---	---	---	1.97	---	57	684	1,177
				December 2019	---	---	---	---	1.91	---	---	---	---	---	---	---	---
				March 2020	---	---	---	---	1.92	---	---	---	---	---	---	---	---
ALPHA BANK (CR) (Contract Size: 100 Securities, Physical Delivery)																	
1.719	1.608	1.705	6.90%	June 2019	1.62	1.73	1.62	1.72	1.72	---	---	---	1.76	---	602	14,556	67,302
				September 2019	1.64	1.74	1.64	1.72	1.72	---	---	---	1.76	---	41	403	1,111
				December 2019	---	---	---	---	1.61	---	---	---	---	---	---	---	---
				March 2020	---	---	---	---	1.62	---	---	---	---	---	---	---	---
ATTICA BANK S.A. (CR) (Contract Size: 100 Securities, Physical Delivery)																	
0.335	0.3035	0.325	6.56%	June 2019	0.318	0.336	0.318	0.331	0.331	---	---	---	0.359	---	21	399	4,901
				September 2019	---	---	---	---	0.307	---	---	---	---	---	---	---	---
				December 2019	---	---	---	---	0.308	---	---	---	---	---	---	---	---
				March 2020	---	---	---	---	0.310	---	---	---	---	---	---	---	---
CC HBC AG (CR) (Contract Size: 100 Securities, Physical Delivery)																	
33.02	32.54	32.7	-0.27%	June 2019	32.86	32.86	32.75	32.75	32.75	---	---	---	33.32	---	10	23	296
				September 2019	---	---	---	---	32.98	---	---	---	31.00	---	---	---	14
				December 2019	---	---	---	---	33.15	---	---	---	---	---	---	---	---
				March 2020	---	---	---	---	33.31	---	---	---	---	---	---	---	---
CENERGY HOLDINGS (CB) (Contract Size: 100 Securities, Physical Delivery)																	
1.472	1.418	1.462	1.67%	June 2019	1.45	1.47	1.44	1.47	1.47	---	---	---	1.48	---	35	176	7,296
				September 2019	1.46	1.49	1.44	1.47	1.47	---	---	---	1.49	---	38	289	779
				December 2019	---	---	---	---	1.45	---	---	---	---	---	---	---	---
				March 2020	---	---	---	---	1.46	---	---	---	---	---	---	---	---
ELLAKTOR (CR) (Contract Size: 100 Securities, Physical Delivery)																	
1.87	1.808	1.868	3.32%	June 2019	1.86	1.88	1.85	1.87	1.87	---	---	---	1.90	---	54	529	8,471
				September 2019	1.87	1.87	1.87	1.87	1.87	---	---	---	1.87	---	1	130	55
				December 2019	---	---	---	---	1.83	---	---	---	---	---	---	---	---
				March 2020	---	---	---	---	1.84	---	---	---	---	---	---	---	---
EUROBANK ERGASIAS (CR) (Contract Size: 100 Securities, Physical Delivery)																	
0.865	0.805	0.84	4.48%	June 2019	0.812	0.865	0.812	0.847	0.847	---	---	---	0.890	---	325	12,035	48,927
				September 2019	0.830	0.870	0.828	0.852	0.852	---	---	---	0.878	---	107	902	2,073
				December 2019	---	---	---	---	0.813	---	---	---	---	---	---	---	---
				March 2020	---	---	---	---	0.817	---	---	---	---	---	---	---	---

Derivatives notes

Fixing prices and final open positions can be retrieved from the following path <http://www.helex.gr/el/web/guest/statistics-end-of-day-derivatives>

Underlying Asset				Derivatives Market													
Price max	Price min	Closing price	change	Delivery Month	Open price	Price max	Price min	Last price	Closing price	Last Bid	Last Ask	Fixing price*	Life high	Life low	Trades	Volume	Open Interest
EYDAP S.A. (CR)				(Contract Size: 100 Securities, Physical Delivery)													
6.76	6.47	6.76	4.16%	June 2019	6.60	6.75	6.60	6.75	6.75	---	---	---	6.75	---	14	37	313
				September 2019	6.48	6.57	6.48	6.57	6.57	---	---	---	6.57	---	2	6	39
				December 2019	---	---	---	---	6.56	---	---	---	---	---	---	---	---
				March 2020	---	---	---	---	6.59	---	---	---	---	---	---	---	---
FOURLIS (CR)				(Contract Size: 100 Securities, Physical Delivery)													
5.32	5.13	5.3	4.54%	June 2019	5.19	5.32	5.19	5.31	5.31	---	---	---	5.64	---	40	46	312
				September 2019	---	---	---	---	5.10	---	---	---	---	---	---	---	---
				December 2019	---	---	---	---	5.13	---	---	---	---	---	---	---	---
				March 2020	---	---	---	---	5.15	---	---	---	---	---	---	---	---
GEK TERNA (CR)				(Contract Size: 100 Securities, Physical Delivery)													
5.19	4.945	5.19	4.22%	June 2019	5.06	5.19	5.06	5.19	5.19	---	---	---	5.48	---	63	310	8,603
				September 2019	5.15	5.20	5.15	5.19	5.19	---	---	---	5.20	---	8	39	106
				December 2019	---	---	---	---	5.03	---	---	---	---	---	---	---	---
				March 2020	---	---	---	---	5.06	---	---	---	---	---	---	---	---
HELLENIC EXCHANGES-A.S.E. (CR)				(Contract Size: 100 Securities, Physical Delivery)													
4.9	4.76	4.85	3.19%	June 2019	4.85	4.93	4.85	4.88	4.88	---	---	---	4.93	---	14	71	4,043
				September 2019	---	---	---	---	4.73	---	---	---	4.85	---	---	---	33
				December 2019	---	---	---	---	4.75	---	---	---	---	---	---	---	---
				March 2020	---	---	---	---	4.77	---	---	---	---	---	---	---	---
HELLENIC PETROLEUM (CR)				(Contract Size: 100 Securities, Physical Delivery)													
8.7	8.47	8.65	2.13%	June 2019	8.52	8.69	8.52	8.64	8.64	---	---	---	8.77	---	38	72	2,389
				September 2019	8.36	8.37	8.28	8.28	8.28	---	---	---	8.37	---	5	16	109
				December 2019	---	---	---	---	8.56	---	---	---	---	---	---	---	---
				March 2020	---	---	---	---	8.61	---	---	---	---	---	---	---	---
INTRACOM HOLDINGS (CR)				(Contract Size: 100 Securities, Physical Delivery)													
0.828	0.8	0.814	1.75%	June 2019	0.832	0.841	0.807	0.808	0.808	---	---	---	1.12	---	12	98	3,892
				September 2019	0.825	0.825	0.815	0.815	0.815	---	---	---	1.09	---	3	40	20
				December 2019	---	---	---	---	0.809	---	---	---	---	---	---	---	---
				March 2020	---	---	---	---	0.813	---	---	---	---	---	---	---	---
INTRALOT (CR)				(Contract Size: 100 Securities, Physical Delivery)													
0.382	0.361	0.361	0.98%	June 2019	0.370	0.383	0.370	0.372	0.372	---	---	---	0.575	---	22	159	4,250
				September 2019	0.371	0.371	0.371	0.371	0.371	---	---	---	0.530	---	1	3	56
				December 2019	---	---	---	---	0.361	---	---	---	---	---	---	---	---
				March 2020	---	---	---	---	0.363	---	---	---	---	---	---	---	---

Derivatives notes

Fixing prices and final open positions can be retrieved from the following path <http://www.helex.gr/el/web/guest/statistics-end-of-day-derivatives>

Underlying Asset				Derivatives Market													
Price max	Price min	Closing price	change	Delivery Month	Open price	Price max	Price min	Last price	Closing price	Last Bid	Last Ask	Fixing price*	Life high	Life low	Trades	Volume	Open Interest
JUMBO SA (CR)				(Contract Size: 100 Securities, Physical Delivery)													
16.51	15.92	16.5	1.98%	June 2019	16.22	16.54	16.22	16.51	16.51	---	---	---	16.60	---	14	37	510
				September 2019	---	---	---	---	16.27	---	---	---	16.45	---	---	---	20
				December 2019	---	---	---	---	16.36	---	---	---	---	---	---	---	---
				March 2020	---	---	---	---	16.44	---	---	---	---	---	---	---	---
LAMDA DEVELOPMENT SA (CR)				(Contract Size: 100 Securities, Physical Delivery)													
7.73	7.44	7.66	2.96%	June 2019	7.58	7.75	7.58	7.68	7.68	---	---	---	7.75	---	56	216	2,213
				September 2019	7.71	7.71	7.71	7.71	7.71	---	---	---	7.71	---	1	15	5
				December 2019	---	---	---	---	7.52	---	---	---	---	---	---	---	---
				March 2020	---	---	---	---	7.56	---	---	---	---	---	---	---	---
MARFIN INVESTMENT GROUP (CR)				(Contract Size: 100 Securities, Physical Delivery)													
0.104	0.0961	0.1022	7.58%	June 2019	0.102	0.109	0.100	0.104	0.104	---	---	---	0.116	---	74	2,043	78,433
				September 2019	0.103	0.111	0.100	0.111	0.111	---	---	---	0.112	---	26	1,098	3,621
				December 2019	---	---	---	---	0.096	---	---	---	---	---	---	---	---
				March 2020	---	---	---	---	0.097	---	---	---	---	---	---	---	---
MOTOR OIL (CR)				(Contract Size: 100 Securities, Physical Delivery)													
22.82	22.38	22.58	1.26%	June 2019	22.74	22.75	22.52	22.52	22.52	---	---	---	22.89	---	19	37	203
				September 2019	22.00	22.00	22.00	22.00	22.00	---	---	---	22.41	---	1	1	63
				December 2019	---	---	---	---	22.54	---	---	---	---	---	---	---	---
				March 2020	---	---	---	---	22.66	---	---	---	---	---	---	---	---
MYTILINEOS HOLDINGS (CR)				(Contract Size: 100 Securities, Physical Delivery)													
10.25	9.98	10.25	2.55%	June 2019	10.04	10.25	10.04	10.25	10.25	---	---	---	10.25	---	108	588	8,703
				September 2019	9.92	10.04	9.90	10.02	10.02	---	---	---	10.04	---	37	242	457
				December 2019	---	---	---	---	10.10	---	---	---	---	---	---	---	---
				March 2020	---	---	---	---	10.15	---	---	---	---	---	---	---	---
NATIONAL BANK (CR)				(Contract Size: 100 Securities, Physical Delivery)													
2.449	2.32	2.404	4.52%	June 2019	2.28	2.46	2.28	2.43	2.43	---	---	---	2.46	---	433	7,054	59,192
				September 2019	2.36	2.48	2.36	2.42	2.42	---	---	---	2.48	---	45	901	1,102
				December 2019	---	---	---	---	2.33	---	---	---	---	---	---	---	---
				March 2020	---	---	---	---	2.34	---	---	---	---	---	---	---	---
OPAP (CR)				(Contract Size: 100 Securities, Physical Delivery)													
9.89	9.48	9.89	3.89%	June 2019	9.68	9.90	9.67	9.89	9.89	---	---	---	9.90	---	64	197	4,292
				September 2019	9.33	9.42	9.33	9.42	9.42	---	---	---	9.42	---	6	17	576
				December 2019	---	---	---	---	9.62	---	---	---	---	---	---	---	---
				March 2020	---	---	---	---	9.67	---	---	---	---	---	---	---	---

Derivatives notes

Fixing prices and final open positions can be retrieved from the following path <http://www.helex.gr/el/web/guest/statistics-end-of-day-derivatives>

Underlying Asset				Derivatives Market													
Price max	Price min	Closing price	change	Delivery Month	Open price	Price max	Price min	Last price	Closing price	Last Bid	Last Ask	Fixing price*	Life high	Life low	Trades	Volume	Open Interest
OTE (CR)																	
(Contract Size: 100 Securities, Physical Delivery)																	
12.49	12.12	12.44	2.64%	June 2019	12.30	12.51	12.23	12.46	12.46	---	---	---	12.69	---	49	271	2,801
				September 2019	12.12	12.26	12.05	12.18	12.18	---	---	---	12.41	---	16	115	199
				December 2019	---	---	---	---	12.25	---	---	---	---	---	---	---	---
				March 2020	---	---	---	---	12.31	---	---	---	---	---	---	---	---
P.P.A. S.A. (CR)																	
(Contract Size: 100 Securities, Physical Delivery)																	
22.8	22.2	22.4	1.82%	June 2019	22.57	22.57	22.52	22.54	22.54	---	---	---	23.19	---	3	12	229
				September 2019	22.37	22.37	22.37	22.37	22.37	---	---	---	22.85	---	1	5	452
				December 2019	---	---	---	---	22.24	---	---	---	---	---	---	---	---
				March 2020	---	---	---	---	22.35	---	---	---	---	---	---	---	---
PIRAEUS BANK (CR)																	
(Contract Size: 100 Securities, Physical Delivery)																	
2.958	2.66	2.9	10.27%	June 2019	2.67	2.96	2.66	2.92	2.92	---	---	---	3.02	---	646	7,111	25,789
				September 2019	2.76	2.99	2.76	2.94	2.94	---	---	---	3.00	---	57	705	726
				December 2019	---	---	---	---	2.66	---	---	---	---	---	---	---	---
				March 2020	---	---	---	---	2.67	---	---	---	---	---	---	---	---
PPC (CR)																	
(Contract Size: 100 Securities, Physical Delivery)																	
2.168	1.982	2.158	10.55%	June 2019	2.04	2.19	2.00	2.18	2.18	---	---	---	2.30	---	383	2,855	15,353
				September 2019	2.08	2.21	2.08	2.15	2.15	---	---	---	2.30	---	58	373	690
				December 2019	---	---	---	---	1.97	---	---	---	---	---	---	---	---
				March 2020	---	---	---	---	1.98	---	---	---	---	---	---	---	---
TERNA ENERGY (CR)																	
(Contract Size: 106 Securities, Physical Delivery)																	
7.04	6.92	7	0.14%	June 2019	7.00	7.04	6.99	7.00	7.00	---	---	---	7.04	---	77	445	3,498
				September 2019	7.06	7.06	7.05	7.06	7.06	---	---	---	7.06	---	14	140	344
				December 2019	---	---	---	---	7.07	---	---	---	---	---	---	---	---
				March 2020	---	---	---	---	7.10	---	---	---	---	---	---	---	---
TITAN CEMENT (CR)																	
(Contract Size: 100 Securities, Physical Delivery)																	
18.1	17.72	17.96	1.35%	June 2019	17.90	18.01	17.86	17.90	17.90	---	---	---	19.70	---	19	97	1,348
				September 2019	18.00	18.02	17.85	18.00	18.00	---	---	---	18.51	---	4	20	14
				December 2019	---	---	---	---	17.91	---	---	---	---	---	---	---	---
				March 2020	---	---	---	---	18.00	---	---	---	---	---	---	---	---
VIOHALCO SA/NV (CB)																	
(Contract Size: 100 Securities, Physical Delivery)																	
3.56	3.33	3.53	5.22%	June 2019	3.37	3.57	3.37	3.56	3.56	---	---	---	3.57	---	98	455	6,778
				September 2019	3.43	3.55	3.43	3.55	3.55	---	---	---	3.55	---	20	172	235
				December 2019	---	---	---	---	3.39	---	---	---	---	---	---	---	---
				March 2020	---	---	---	---	3.41	---	---	---	---	---	---	---	---

Derivatives notes

Fixing prices and final open positions can be retrieved from the following path <http://www.helex.gr/el/web/guest/statistics-end-of-day-derivatives>

FTSE/Athex Large Cap

(Trade Unit: 1 Index Point x 2€ - Exercise Style: European, Cash Settlement)

Call Options														Put Options																					
June 2019							July 2019							Other Months		June 2019							July 2019							Other Months		Exercise Price			
Open price	Price max	Price min	Last price	Closing price	Volume	Open Interest	Open price	Price max	Price min	Last price	Closing price	Volume	Open Interest	Volume	Open Interest	Open price	Price max	Price min	Last price	Closing price	Volume	Open Interest	Open price	Price max	Price min	Last price	Closing price	Volume	Open Interest	Volume	Open Interest				
1,425	0.00	0.00	0.00	-	683.00	-	-	-	-	-	-	-	-	-	-	0.00	0.00	0.00	-	0.01	-	-	-	-	-	-	-	-	-	-	-	1,425			
1,450	0.00	0.00	0.00	-	658.00	-	-	-	-	-	-	-	-	-	-	0.00	0.00	0.00	-	0.01	-	-	-	-	-	-	-	-	-	-	-	1,450			
1,475	0.00	0.00	0.00	-	634.00	-	-	-	-	-	-	-	-	-	-	0.00	0.00	0.00	-	0.01	-	-	-	-	-	-	-	-	-	-	-	1,475			
1,500	0.00	0.00	0.00	-	609.00	-	-	-	-	-	-	-	-	-	-	0.00	0.00	0.00	-	0.01	-	-	-	-	-	-	-	-	-	-	-	1,500			
1,525	0.00	0.00	0.00	-	584.00	-	-	-	-	-	-	-	-	-	-	0.00	0.00	0.00	-	0.02	-	-	-	-	-	-	-	-	-	-	-	1,525			
1,550	0.00	0.00	0.00	-	559.00	-	-	-	-	-	-	-	-	-	-	0.00	0.00	0.00	-	0.01	-	-	-	-	-	-	-	-	-	-	-	1,550			
1,575	0.00	0.00	0.00	-	534.00	-	-	-	-	-	-	-	-	-	-	0.00	0.00	0.00	-	0.01	-	-	-	-	-	-	-	-	-	-	-	1,575			
1,600	0.00	0.00	0.00	-	509.00	-	-	-	-	-	-	-	-	-	-	0.00	0.00	0.00	-	0.01	-	-	-	-	-	-	-	-	-	-	-	1,600			
1,625	0.00	0.00	0.00	-	484.00	-	-	-	-	-	-	-	-	-	-	0.00	0.00	0.00	-	0.01	-	-	-	-	-	-	-	-	-	-	-	1,625			
1,650	0.00	0.00	0.00	-	459.00	-	-	-	-	-	-	-	-	-	-	0.00	0.00	0.00	-	0.01	-	-	-	-	-	-	-	-	-	-	-	1,650			
1,675	0.00	0.00	0.00	-	434.00	-	-	-	-	-	-	-	-	-	-	0.00	0.00	0.00	-	0.02	-	-	-	-	-	-	-	-	-	-	-	1,675			
1,700	0.00	0.00	0.00	-	409.00	-	-	-	-	-	-	-	-	-	-	0.00	0.00	0.00	-	0.07	-	-	-	-	-	-	-	-	-	-	-	1,700			
1,725	0.00	0.00	0.00	-	384.00	-	-	0.00	0.00	0.00	-	329.00	-	-	-	0.00	0.00	0.00	-	0.20	-	-	0.00	0.00	0.00	-	0.02	-	-	-	1,725				
1,750	0.00	0.00	0.00	-	359.00	-	-	0.00	0.00	0.00	-	304.00	-	-	-	0.00	0.00	0.00	-	0.56	-	-	0.00	0.00	0.00	-	0.06	-	-	-	1,750				
1,775	0.00	0.00	0.00	-	334.00	-	-	0.00	0.00	0.00	-	279.00	-	-	-	0.00	0.00	0.00	-	0.01	-	-	0.00	0.00	0.00	-	0.14	-	-	-	1,775				
1,800	0.00	0.00	0.00	-	309.00	-	-	0.00	0.00	0.00	-	254.00	-	-	-	0.00	0.00	0.00	-	0.01	-	-	0.00	0.00	0.00	-	0.31	-	-	-	1,800				
1,825	0.00	0.00	0.00	-	284.00	-	-	0.00	0.00	0.00	-	230.00	-	-	-	0.00	0.00	0.00	-	0.01	-	40	0.00	0.00	0.00	-	0.64	-	30	-	1,825				
1,850	0.00	0.00	0.00	-	259.00	-	-	0.00	0.00	0.00	-	205.00	-	20	-	0.00	0.00	0.00	-	0.01	-	404	0.00	0.00	0.00	-	1.20	-	40	-	1,850				
1,875	275.00	275.00	275.00	275.00	275.00	1	33	0.00	0.00	0.00	-	181.00	-	7	-	0.00	275.00	0.00	-	0.01	-	149	0.00	0.00	0.00	-	2.30	-	2	-	1,875				
1,900	250.00	250.00	250.00	250.00	250.00	1	56	0.00	0.00	0.00	-	158.00	-	40	-	0.00	250.00	0.00	-	0.01	-	42	0.00	0.00	0.00	-	4.00	-	-	-	1,900				
1,925	225.00	225.00	220.00	225.00	225.00	3	405	0.00	0.00	0.00	-	136.00	-	20	-	0.00	225.00	0.00	-	0.03	-	20	0.00	0.00	0.00	-	6.60	-	20	-	1,925				
1,950	200.00	220.00	200.00	220.00	220.00	6	105	0.00	0.00	0.00	-	115.00	-	62	-	0.00	220.00	0.00	-	0.13	-	63	0.00	0.00	0.00	-	10.25	-	101	-	1,950				
1,975	165.00	170.00	165.00	170.00	170.00	50	65	139.00	139.00	139.00	139.00	139.00	20	45	-	0.00	170.00	0.00	-	0.42	-	162	0.00	0.00	0.00	-	15.75	-	240	-	1,975				
2,000	0.00	0.00	0.00	-	110.00	-	23	112.00	128.00	112.00	124.00	124.00	34	129	-	0.00	0.00	0.00	-	1.20	-	154	13.00	13.00	10.00	10.00	10.00	7	220	-	2,000				
2,050	98.00	110.00	98.00	110.00	110.00	6	45	85.50	85.50	85.50	85.50	85.50	20	170	-	3.00	110.00	3.00	3.00	3.00	3.00	2	297	27.50	27.75	21.00	24.00	24.00	71	466	-	2,050			
2,100	52.00	72.00	22.00	22.00	22.00	19	122	52.00	52.00	52.00	52.00	52.00	10	404	-	5.00	72.00	5.00	5.00	5.00	5.00	4	621	50.00	50.00	42.00	42.75	42.75	80	82	-	2,100			
2,150	21.00	33.00	21.00	33.00	33.00	139	461	27.00	31.00	27.00	30.50	30.50	75	229	-	16.25	33.00	16.25	19.00	19.00	19.00	190	31	75.00	78.50	70.00	78.50	78.50	50	100	-	2,150			
2,200	13.25	13.25	11.50	11.50	11.50	40	2	13.50	19.00	13.50	16.25	16.25	144	220	-	0.00	13.25	0.00	-	93.50	-	-	111.00	111.00	110.00	110.00	110.00	40	20	-	2,200				
2,250	0.00	0.00	0.00	-	0.48	-	-	0.00	0.00	0.00	-	2.50	-	-	-	0.00	0.00	0.00	-	141.00	-	-	0.00	0.00	0.00	-	198.00	-	-	-	2,250				
2,300	0.00	0.00	0.00	-	0.06	-	-	0.00	0.00	0.00	-	0.94	-	-	-	0.00	0.00	0.00	-	191.00	-	-	0.00	0.00	0.00	-	246.00	-	-	-	2,300				
2,350	0.00	0.00	0.00	-	0.02	-	-	0.00	0.00	0.00	-	0.31	-	-	-	0.00	0.00	0.00	-	241.00	-	-	0.00	0.00	0.00	-	295.00	-	-	-	2,350				
2,400	0.00	0.00	0.00	-	0.01	-	-	0.00	0.00	0.00	-	0.09	-	-	-	0.00	0.00	0.00	-	291.00	-	-	0.00	0.00	0.00	-	345.00	-	-	-	2,400				
Totals:						265	1,317							303	1,346	0	0							196	1,983							248	1,321	0	0
Number of Trades:						41								27		0								14								19		0	

ALPHA BANK (CR)

(Contract Size: 100 Securities, Exercise Style: American, Physical Delivery)

Call Options																Put Options																	
Exercise Price	June 2019						July 2019						Other Months		June 2019						July 2019						Other Months		Exercise Price				
	Open price	Price max	Price min	Last price	Closing price	Volume	Open Interest	Open price	Price max	Price min	Last price	Closing price	Volume	Open Interest	Volume	Open Interest	Open price	Price max	Price min	Last price	Closing price	Volume	Open Interest	Open price	Price max	Price min	Last price	Closing price		Volume	Open Interest	Volume	Open Interest
0.600	0.000	0.000	0.000		1.00	-	-						-	-			0.000	0.000	0.000		0.001	-	-					-	-			0.006	
0.650	0.000	0.000	0.000		0.951	-	-						-	-			0.000	0.000	0.000		0.001	-	-					-	-			0.007	
0.700	0.000	0.000	0.000		0.901	-	-						-	-			0.000	0.000	0.000		0.001	-	-					-	-			0.007	
0.750	0.000	0.000	0.000		0.851	-	-						-	-			0.000	0.000	0.000		0.001	-	-					-	-			0.008	
0.800	0.000	0.000	0.000		0.801	-	-						-	-			0.000	0.000	0.000		0.002	-	-					-	-			0.008	
0.850	0.000	0.000	0.000		0.751	-	-	0.000	0.000	0.000		0.752	-	-			0.000	0.000	0.000		0.001	-	-	0.000	0.000	0.000		0.002	-	-			0.009
0.900	0.000	0.000	0.000		0.701	-	-	0.000	0.000	0.000		0.702	-	-			0.000	0.000	0.000		0.001	-	-	0.000	0.000	0.000		0.001	-	-			0.009
0.950	0.000	0.000	0.000		0.651	-	-	0.000	0.000	0.000		0.652	-	-			0.000	0.000	0.000		0.002	-	-	0.000	0.000	0.000		0.001	-	-			0.010
1.000	0.000	0.000	0.000		0.601	-	-	0.000	0.000	0.000		0.603	-	-			0.000	0.000	0.000		0.006	-	-	0.000	0.000	0.000		0.002	-	-			0.010
1.100	0.000	0.000	0.000		0.501	-	-	0.000	0.000	0.000		0.504	-	50			0.000	0.000	0.000		0.001	-	-	0.000	0.000	0.000		0.001	-	-			0.011
1.200	0.000	0.000	0.000		0.401	-	-	0.000	0.000	0.000		0.408	-	20			0.000	0.000	0.000		0.002	-	-	0.000	0.000	0.000		0.005	-	-			0.012
1.300	0.000	0.000	0.000		0.302	-	-	0.000	0.000	0.000		0.317	-	-			0.000	0.000	0.000		0.001	-	-	0.000	0.000	0.000		0.014	-	-			0.013
1.400	0.000	0.000	0.000		0.208	-	-	0.000	0.000	0.000		0.236	-	-			0.000	0.000	0.000		0.007	-	-	0.000	0.000	0.000		0.033	-	-			0.014
1.500	0.000	0.000	0.000		0.126	-	-	0.000	0.000	0.000		0.168	-	10			0.000	0.000	0.000		0.025	-	-	0.000	0.000	0.000		0.064	-	-			0.015
1.600	0.150	0.150	0.150	0.150	0.150	7	-	0.000	0.000	0.000		0.113	-	-			0.000	0.000	0.000		0.064	-	-	0.000	0.000	0.000		0.109	-	-			0.016
1.700	0.000	0.000	0.000		0.029	-	10	0.000	0.000	0.000		0.073	-	-			0.000	0.000	0.000		0.128	-	-	0.000	0.000	0.000		0.170	-	-			0.017
1.800	0.000	0.000	0.000		0.011	-	-	0.000	0.000	0.000		0.045	-	13			0.000	0.000	0.000		0.210	-	-	0.000	0.000	0.000		0.242	-	-			0.018
1.900	0.000	0.000	0.000		0.003	-	-	0.000	0.000	0.000		0.027	-	-			0.000	0.000	0.000		0.302	-	-	0.000	0.000	0.000		0.324	-	-			0.019
2.000	0.000	0.000	0.000		0.001	-	-	0.000	0.000	0.000		0.015	-	-			0.000	0.000	0.000		0.400	-	-	0.000	0.000	0.000		0.412	-	-			0.020
2.200	0.000	0.000	0.000		0.001	-	-	0.000	0.000	0.000		0.005	-	-			0.000	0.000	0.000		0.600	-	-	0.000	0.000	0.000		0.602	-	-			0.022
2.400	0.000	0.000	0.000		0.001	-	-	0.000	0.000	0.000		0.001	-	-			0.000	0.000	0.000		0.800	-	-	0.000	0.000	0.000		0.800	-	-			0.024
2.600	0.000	0.000	0.000		0.001	-	-						-	-			0.000	0.000	0.000		1.00	-	-					-	-			0.026	
2.800	0.000	0.000	0.000		0.001	-	-						-	-			0.000	0.000	0.000		1.20	-	-					-	-			0.028	
3.000	0.000	0.000	0.000		0.002	-	-						-	-			0.000	0.000	0.000		1.40	-	-					-	-			0.030	
Totals:						7	10						0	93	0	0						7	0					0	1	0	0		
Number of Trades:						1							0		0							0.00						0		0			

NATIONAL BANK (CR)

(Contract Size: 100 Securities, Exercise Style: American, Physical Delivery)

Call Options																	Put Options															
Exercise Price	June 2019						July 2019						Other Months		June 2019						July 2019						Other Months		Exercise Price			
	Open price	Price max	Price min	Last price	Closing price	Volume	Open Interest	Open price	Price max	Price min	Last price	Closing price	Volume	Open Interest	Volume	Open Interest	Open price	Price max	Price min	Last price	Closing price	Volume	Open Interest	Open price	Price max	Price min	Last price	Closing price		Volume	Open Interest	Volume
0.050	0.000	0.000	0.000		2.25	-	-										0.000	0.000	0.000		0.003	-	-									0.001
0.100	0.000	0.000	0.000		2.20	-	-										0.000	0.000	0.000		0.053	-	-									0.001
0.150	0.000	0.000	0.000		2.15	-	-										0.000	0.000	0.000		0.191	-	-									0.002
0.200	0.000	0.000	0.000		2.10	-	-										0.000	0.000	0.000		0.408	-	-									0.002
0.250	0.000	0.000	0.000		2.05	-	-										0.000	0.000	0.000		0.700	-	-									0.003
0.300	0.000	0.000	0.000		2.00	-	-										0.000	0.000	0.000		0.001	-	-									0.003
0.350	0.000	0.000	0.000		1.95	-	-										0.000	0.000	0.000		0.002	-	-									0.004
0.400	0.000	0.000	0.000		1.90	-	-										0.000	0.000	0.000		0.005	-	-									0.004
0.450	0.000	0.000	0.000		1.85	-	-										0.000	0.000	0.000		0.001	-	-									0.005
0.500	0.000	0.000	0.000		1.80	-	-										0.000	0.000	0.000		0.001	-	-									0.005
0.550	0.000	0.000	0.000		1.75	-	-										0.000	0.000	0.000		0.001	-	-									0.006
0.650	0.000	0.000	0.000		1.65	-	-										0.000	0.000	0.000		0.001	-	-									0.007
0.700	0.000	0.000	0.000		1.60	-	-										0.000	0.000	0.000		0.001	-	-									0.007
0.750	0.000	0.000	0.000		1.55	-	-										0.000	0.000	0.000		0.001	-	-									0.008
0.800	0.000	0.000	0.000		1.50	-	-										0.000	0.000	0.000		0.001	-	-									0.008
0.850	0.000	0.000	0.000		1.45	-	-										0.000	0.000	0.000		0.001	-	-									0.009
0.900	0.000	0.000	0.000		1.40	-	-										0.000	0.000	0.000		0.002	-	-									0.009
0.950	0.000	0.000	0.000		1.35	-	-										0.000	0.000	0.000		0.001	-	-									0.010
1.000	0.000	0.000	0.000		1.30	-	-										0.000	0.000	0.000		0.001	-	-									0.010
1.100	0.000	0.000	0.000		1.20	-	-										0.000	0.000	0.000		0.001	-	-									0.011
1.200	0.000	0.000	0.000		1.10	-	-										0.000	0.000	0.000		0.001	-	-									0.012
1.300	0.000	0.000	0.000		1.00	-	-										0.000	0.000	0.000		0.001	-	-									0.013
1.400	0.000	0.000	0.000		0.901	-	-	0.000	0.000	0.000		0.903	-	-			0.000	0.000	0.000		0.001	-	-	0.000	0.000	0.000		0.002	-	-		0.014
1.500	0.000	0.000	0.000		0.801	-	-	0.000	0.000	0.000		0.804	-	-			0.000	0.000	0.000		0.001	-	170	0.000	0.000	0.000		0.001	-	-		0.015
1.600	0.000	0.000	0.000		0.701	-	-	0.000	0.000	0.000		0.705	-	-			0.000	0.000	0.000		0.004	-	-	0.000	0.000	0.000		0.002	-	-		0.016
1.700	0.000	0.000	0.000		0.601	-	-	0.000	0.000	0.000		0.608	-	-			0.000	0.000	0.000		0.001	-	35	0.000	0.000	0.000		0.004	-	-		0.017
1.800	0.000	0.000	0.000		0.502	-	-	0.000	0.000	0.000		0.514	-	-			0.000	0.000	0.000		0.001	-	-	0.000	0.000	0.000		0.010	-	-		0.018
1.900	0.000	0.000	0.000		0.404	-	-	0.000	0.000	0.000		0.425	-	20			0.000	0.000	0.000		0.002	-	-	0.000	0.000	0.000		0.021	-	-		0.019
2.000	0.400	0.430	0.400	0.430	0.430	30	40	0.000	0.000	0.000		0.343	-	-			0.000	0.000	0.000		0.008	-	-	0.000	0.000	0.000		0.038	-	-		0.020
2.200	0.000	0.000	0.000		0.151	-	10	0.000	0.000	0.000		0.207	-	14			0.000	0.000	0.000		0.050	-	-	0.000	0.000	0.000		0.102	-	-		0.022
2.400	0.000	0.000	0.000		0.055	-	-	0.200	0.200	0.200	0.200	0.200	0.200	40	50		0.000	0.000	0.000		0.153	-	-	0.000	0.000	0.000		0.207	-	-		0.024
2.600	0.000	0.000	0.000		0.014	-	-	0.000	0.000	0.000		0.056	-	7			0.000	0.000	0.000		0.313	-	-	0.000	0.000	0.000		0.351	-	-		0.026
2.800	0.000	0.000	0.000		0.003	-	-	0.000	0.000	0.000		0.025	-	-			0.000	0.000	0.000		0.502	-	-	0.000	0.000	0.000		0.520	-	-		0.028
3.000	0.000	0.000	0.000		0.002	-	-	0.000	0.000	0.000		0.010	-	-			0.000	0.000	0.000		0.700	-	-	0.000	0.000	0.000		0.707	-	-		0.030
3.200	0.000	0.000	0.000		0.001	-	-	0.000	0.000	0.000		0.004	-	-			0.000	0.000	0.000		0.900	-	-	0.000	0.000	0.000		0.901	-	-		0.032
3.400	0.000	0.000	0.000		0.001	-	-	0.000	0.000	0.000		0.001	-	-			0.000	0.000	0.000		1.10	-	-	0.000	0.000	0.000		1.10	-	-		0.034

NATIONAL BANK (CR)

(Contract Size: 100 Securities, Exercise Style: American, Physical Delivery)

	Call Options														Put Options																					
	June 2019						July 2019						Other Months		June 2019						July 2019						Other Months									
Exercise Price	Open price	Price max	Price min	Last price	Closing price	Volume	Open Interest	Open price	Price max	Price min	Last price	Closing price	Volume	Open Interest	Volume	Open Interest	Open price	Price max	Price min	Last price	Closing price	Volume	Open Interest	Open price	Price max	Price min	Last price	Closing price	Volume	Open Interest	Volume	Open Interest	Exercise Price			
Totals:						30	50							40	91	0	0							30	205							0	0	0	154	
Number of Trades:							2							4		0								0.00								0		0		

OPAP (CR)

(Contract Size: 100 Securities, Exercise Style: American, Physical Delivery)

Exercise Price	Call Options														Put Options																			
	June 2019						July 2019						Other Months		June 2019						July 2019						Other Months		Exercise Price					
	Open price	Price max	Price min	Last price	Closing price	Volume	Open Interest	Open price	Price max	Price min	Last price	Closing price	Volume	Open Interest	Volume	Open Interest	Open price	Price max	Price min	Last price	Closing price	Volume	Open Interest	Open price	Price max	Price min	Last price	Closing price		Volume	Open Interest	Volume	Open Interest	
5.600	0.000	0.000	0.000		3.92	-	-										0.000	0.000	0.000		0.001	-	-											
6.000	0.000	0.000	0.000		3.52	-	-										0.000	0.000	0.000		0.001	-	-											0.060
6.400	0.000	0.000	0.000		3.12	-	-	0.000	0.000	0.000		3.13	-	-			0.000	0.000	0.000		0.001	-	-	0.000	0.000	0.000		0.001	-	-			0.064	
6.800	0.000	0.000	0.000		2.73	-	-	0.000	0.000	0.000		2.74	-	-			0.000	0.000	0.000		0.002	-	-	0.000	0.000	0.000		0.002	-	-			0.068	
7.200	0.000	0.000	0.000		2.33	-	-	0.000	0.000	0.000		2.34	-	-			0.000	0.000	0.000		0.007	-	-	0.000	0.000	0.000		0.001	-	-			0.072	
7.600	0.000	0.000	0.000		1.93	-	-	0.000	0.000	0.000		1.94	-	-			0.000	0.000	0.000		0.001	-	-	0.000	0.000	0.000		0.001	-	-			0.076	
8.000	0.000	0.000	0.000		1.53	-	-	0.000	0.000	0.000		1.55	-	-			0.000	0.000	0.000		0.016	-	-	0.000	0.000	0.000		0.007	-	-			0.080	
8.400	0.000	0.000	0.000		1.13	-	-	0.000	0.000	0.000		1.17	-	-			0.000	0.000	0.000		0.002	-	-	0.000	0.000	0.000		0.026	-	-			0.084	
8.800	0.000	0.000	0.000		0.729	-	1	0.000	0.000	0.000		0.820	-	-			0.000	0.000	0.000		0.002	-	20	0.000	0.000	0.000		0.080	-	-			0.088	
9.200	0.000	0.000	0.000		0.361	-	-	0.000	0.000	0.000		0.531	-	-			0.000	0.000	0.000		0.034	-	40	0.000	0.000	0.000		0.190	-	-			0.092	
9.600	0.000	0.000	0.000		0.111	-	5	0.000	0.000	0.000		0.311	-	1			0.000	0.000	0.000		0.184	-	-	0.000	0.000	0.000		0.371	-	-			0.096	
10.000	0.000	0.000	0.000		0.018	-	-	0.000	0.000	0.000		0.163	-	-			0.000	0.000	0.000		0.492	-	-	0.000	0.000	0.000		0.623	-	-			0.100	
11.000	0.000	0.000	0.000		0.002	-	-	0.000	0.000	0.000		0.021	-	-			0.000	0.000	0.000		1.48	-	-	0.000	0.000	0.000		1.49	-	-			0.110	
12.000	0.000	0.000	0.000		0.001	-	-	0.000	0.000	0.000		0.001	-	-			0.000	0.000	0.000		2.48	-	-	0.000	0.000	0.000		2.48	-	-			0.120	
13.000	0.000	0.000	0.000		0.001	-	-	0.000	0.000	0.000		0.001	-	-			0.000	0.000	0.000		3.48	-	-	0.000	0.000	0.000		3.48	-	-			0.130	
14.000	0.000	0.000	0.000		0.001	-	-	0.000	0.000	0.000		0.001	-	-			0.000	0.000	0.000		4.48	-	-	0.000	0.000	0.000		4.48	-	-			0.140	
15.000	0.000	0.000	0.000		0.001	-	-										0.000	0.000	0.000		5.48	-	-										0.150	
Totals:						0	6						0	1	0	0						0	60					0	10	0	0			
Number of Trades:							0						0		0							0.00						0		0				

OTE (CR)

(Contract Size: 100 Securities, Exercise Style: American, Physical Delivery)

Exercise Price	Call Options														Put Options																				
	June 2019						July 2019						Other Months		June 2019						July 2019						Other Months		Exercise Price						
	Open price	Price max	Price min	Last price	Closing price	Volume	Open Interest	Open price	Price max	Price min	Last price	Closing price	Volume	Open Interest	Volume	Open Interest	Open price	Price max	Price min	Last price	Closing price	Volume	Open Interest	Open price	Price max	Price min	Last price	Closing price		Volume	Open Interest	Volume	Open Interest		
7.600	0.000	0.000	0.000		4.53	-	-										0.000	0.000	0.000		0.001	-	-											0.076	
8.000	0.000	0.000	0.000		4.13	-	-										0.000	0.000	0.000		0.001	-	-										0.080		
8.400	0.000	0.000	0.000		3.73	-	-	0.000	0.000	0.000		3.74	-	-			0.000	0.000	0.000		0.001	-	-	0.000	0.000	0.000		0.001	-	-		0.084			
8.800	0.000	0.000	0.000		3.33	-	-	0.000	0.000	0.000		3.34	-	-			0.000	0.000	0.000		0.001	-	-	0.000	0.000	0.000		0.001	-	-		0.088			
9.200	0.000	0.000	0.000		2.93	-	-	0.000	0.000	0.000		2.94	-	-			0.000	0.000	0.000		0.001	-	-	0.000	0.000	0.000		0.001	-	-		0.092			
9.600	0.000	0.000	0.000		2.53	-	-	0.000	0.000	0.000		2.54	-	-			0.000	0.000	0.000		0.001	-	-	0.000	0.000	0.000		0.001	-	-		0.096			
10.000	0.000	0.000	0.000		2.13	-	-	0.000	0.000	0.000		2.15	-	-			0.000	0.000	0.000		0.006	-	-	0.000	0.000	0.000		0.003	-	-		0.100			
11.000	0.000	0.000	0.000		1.14	-	-	0.000	0.000	0.000		1.20	-	-			0.000	0.000	0.000		0.007	-	50	0.000	0.000	0.000		0.059	-	-		0.110			
12.000	0.000	0.000	0.000		0.321	-	51	0.000	0.000	0.000		0.491	-	50			0.000	0.000	0.000		0.192	-	102	0.000	0.000	0.000		0.345	-	-		0.120			
13.000	0.000	0.000	0.000		0.028	-	30	0.000	0.000	0.000		0.130	-	-			0.000	0.000	0.000		0.901	-	-	0.000	0.000	0.000		0.986	-	-		0.130			
14.000	0.000	0.000	0.000		0.001	-	-	0.000	0.000	0.000		0.022	-	-			0.000	0.000	0.000		1.88	-	-	0.000	0.000	0.000		1.89	-	-		0.140			
15.000	0.000	0.000	0.000		0.001	-	-	0.000	0.000	0.000		0.002	-	-			0.000	0.000	0.000		2.88	-	-	0.000	0.000	0.000		2.88	-	-		0.150			
16.000	0.000	0.000	0.000		0.001	-	-	0.000	0.000	0.000		0.001	-	-			0.000	0.000	0.000		3.88	-	-	0.000	0.000	0.000		3.88	-	-		0.160			
17.000	0.000	0.000	0.000		0.001	-	-	0.000	0.000	0.000		0.001	-	-			0.000	0.000	0.000		4.88	-	-	0.000	0.000	0.000		4.88	-	-		0.170			
18.000	0.000	0.000	0.000		0.001	-	-										0.000	0.000	0.000		5.88	-	-									0.180			
Totals:						0	81							0	50	0	0							0	152							0	40	0	0
Number of Trades:						0							0							0							0							0	

PIRAEUS BANK (CR)

(Contract Size: 100 Securities, Exercise Style: American, Physical Delivery)

Call Options															Put Options																	
Exercise Price	June 2019						July 2019						Other Months		June 2019						July 2019						Other Months		Exercise Price			
	Open price	Price max	Price min	Last price	Closing price	Volume	Open Interest	Open price	Price max	Price min	Last price	Closing price	Volume	Open Interest	Volume	Open Interest	Open price	Price max	Price min	Last price	Closing price	Volume	Open Interest	Open price	Price max	Price min	Last price	Closing price		Volume	Open Interest	Volume
0.300	0.000	0.000	0.000	2.33	-	-										0.000	0.000	0.000	0.001	-	-											0.003
0.350	0.000	0.000	0.000	2.28	-	-										0.000	0.000	0.000	0.001	-	-											0.004
0.400	0.000	0.000	0.000	2.23	-	-										0.000	0.000	0.000	0.001	-	-											0.004
0.450	0.000	0.000	0.000	2.18	-	-										0.000	0.000	0.000	0.001	-	-											0.005
0.500	0.000	0.000	0.000	2.13	-	-										0.000	0.000	0.000	0.002	-	-											0.005
0.550	0.000	0.000	0.000	2.08	-	-										0.000	0.000	0.000	0.001	-	-											0.006
0.600	0.000	0.000	0.000	2.03	-	-										0.000	0.000	0.000	0.001	-	-											0.006
0.650	0.000	0.000	0.000	1.98	-	-										0.000	0.000	0.000	0.001	-	-											0.007
0.700	0.000	0.000	0.000	1.93	-	-										0.000	0.000	0.000	0.001	-	-											0.007
0.750	0.000	0.000	0.000	1.88	-	-										0.000	0.000	0.000	0.001	-	-											0.008
0.800	0.000	0.000	0.000	1.83	-	-										0.000	0.000	0.000	0.001	-	-											0.008
0.850	0.000	0.000	0.000	1.78	-	-										0.000	0.000	0.000	0.001	-	-											0.009
0.900	0.000	0.000	0.000	1.73	-	-										0.000	0.000	0.000	0.001	-	-											0.009
0.950	0.000	0.000	0.000	1.68	-	-	0.000	0.000	0.000		1.68	-	-			0.000	0.000	0.000	0.001	-	-	0.000	0.000	0.000		0.001	-	-			0.010	
1.000	0.000	0.000	0.000	1.63	-	-	0.000	0.000	0.000		1.63	-	-			0.000	0.000	0.000	0.001	-	-	0.000	0.000	0.000		0.001	-	-			0.010	
1.100	0.000	0.000	0.000	1.53	-	-	0.000	0.000	0.000		1.53	-	-			0.000	0.000	0.000	0.001	-	-	0.000	0.000	0.000		0.004	-	-	0.004	-	-	0.011
1.200	0.000	0.000	0.000	1.43	-	-	0.000	0.000	0.000		1.43	-	-			0.000	0.000	0.000	0.004	-	-	0.000	0.000	0.000		0.010	-	-			0.012	
1.300	0.000	0.000	0.000	1.33	-	-	0.000	0.000	0.000		1.33	-	-			0.000	0.000	0.000	0.011	-	-	0.000	0.000	0.000		0.002	-	-			0.013	
1.400	0.000	0.000	0.000	1.23	-	-	0.000	0.000	0.000		1.23	-	25			0.000	0.000	0.000	0.024	-	-	0.000	0.000	0.000		0.001	-	-			0.014	
1.500	0.000	0.000	0.000	1.13	-	-	0.000	0.000	0.000		1.13	-	-			0.000	0.000	0.000	0.047	-	-	0.000	0.000	0.000		0.001	-	-			0.015	
1.600	0.000	0.000	0.000	1.03	-	-	0.000	0.000	0.000		1.03	-	4			0.000	0.000	0.000	0.002	-	-	0.000	0.000	0.000		0.001	-	-			0.016	
1.700	0.000	0.000	0.000	0.931	-	40	0.000	0.000	0.000		0.937	-	-			0.000	0.000	0.000	0.001	-	-	0.000	0.000	0.000		0.003	-	-			0.017	
1.800	0.000	0.000	0.000	0.831	-	-	0.000	0.000	0.000		0.840	-	-			0.000	0.000	0.000	0.002	-	-	0.000	0.000	0.000		0.006	-	-			0.018	
1.900	0.000	0.000	0.000	0.732	-	-	0.000	0.000	0.000		0.746	-	-			0.000	0.000	0.000	0.006	-	-	0.000	0.000	0.000		0.012	-	-			0.019	
2.000	0.000	0.000	0.000	0.632	-	-	0.000	0.000	0.000		0.655	-	-			0.000	0.000	0.000	0.001	-	-	0.000	0.000	0.000		0.021	-	-			0.020	
2.200	0.000	0.000	0.000	0.439	-	-	0.000	0.000	0.000		0.488	-	-			0.000	0.000	0.000	0.008	-	-	0.000	0.000	0.000		0.053	-	-			0.022	
2.400	0.000	0.000	0.000	0.268	-	-	0.000	0.000	0.000		0.348	-	35			0.000	0.000	0.000	0.036	-	-	0.000	0.000	0.000		0.113	-	-			0.024	
2.600	0.000	0.000	0.000	0.139	-	-	0.000	0.000	0.000		0.236	-	-			0.000	0.000	0.000	0.107	-	-	0.000	0.000	0.000		0.200	-	-			0.026	
2.800	0.000	0.000	0.000	0.060	-	-	0.000	0.000	0.000		0.152	-	10			0.000	0.000	0.000	0.228	-	-	0.000	0.000	0.000		0.317	-	-			0.028	
3.000	0.000	0.000	0.000	0.021	-	-	0.000	0.000	0.000		0.096	-	3			0.000	0.000	0.000	0.390	-	-	0.000	0.000	0.000		0.460	-	-			0.030	
3.200	0.000	0.000	0.000	0.007	-	-	0.000	0.000	0.000		0.058	-	-			0.000	0.000	0.000	0.575	-	-	0.000	0.000	0.000		0.622	-	-			0.032	
3.400	0.000	0.000	0.000	0.002	-	-	0.000	0.000	0.000		0.034	-	-			0.000	0.000	0.000	0.771	-	-	0.000	0.000	0.000		0.798	-	-			0.034	
3.600	0.000	0.000	0.000	0.001	-	-	0.000	0.000	0.000		0.019	-	-			0.000	0.000	0.000	0.970	-	-	0.000	0.000	0.000		0.984	-	-			0.036	
3.800	0.000	0.000	0.000	0.015	-	-	0.000	0.000	0.000		0.010	-	-			0.000	0.000	0.000	1.17	-	-	0.000	0.000	0.000		1.18	-	-			0.038	
4.000	0.000	0.000	0.000	0.007	-	-	0.000	0.000	0.000		0.005	-	-			0.000	0.000	0.000	1.37	-	-	0.000	0.000	0.000		1.37	-	-			0.040	

PIRAEUS BANK (CR)

(Contract Size: 100 Securities, Exercise Style: American, Physical Delivery)

	Call Options														Put Options																		
	June 2019				July 2019				Other Months		June 2019				July 2019				Other Months														
Exercise Price	Open price	Price max	Price min	Last price	Closing price	Volume	Open Interest	Open price	Price max	Price min	Last price	Closing price	Volume	Open Interest	Volume	Open Interest	Open price	Price max	Price min	Last price	Closing price	Volume	Open Interest	Open price	Price max	Price min	Last price	Closing price	Volume	Open Interest	Volume	Open Interest	Exercise Price
Totals:						0	40						0	77	0	0						0	0						0	20	0	0	
Number of Trades:						0							0		0	0						0.00							0		0	0	

PPC (CR)

(Contract Size: 100 Securities, Exercise Style: American, Physical Delivery)

Call Options															Put Options																		
Exercise Price	June 2019						July 2019						Other Months		June 2019						July 2019						Other Months		Exercise Price				
	Open price	Price max	Price min	Last price	Closing price	Volume	Open Interest	Open price	Price max	Price min	Last price	Closing price	Volume	Open Interest	Volume	Open Interest	Open price	Price max	Price min	Last price	Closing price	Volume	Open Interest	Open price	Price max	Price min	Last price	Closing price		Volume	Open Interest	Volume	Open Interest
0.850	0.000	0.000	0.000		1.10	-	-										0.000	0.000	0.000		0.001	-	-										0.009
0.900	0.000	0.000	0.000		1.05	-	-	0.000	0.000	0.000		1.05	-	-			0.000	0.000	0.000		0.001	-	-	0.000	0.000	0.000		0.007	-	-			0.009
0.950	0.000	0.000	0.000		1.00	-	-	0.000	0.000	0.000		1.00	-	-			0.000	0.000	0.000		0.002	-	-	0.000	0.000	0.000		0.001	-	-			0.010
1.000	0.000	0.000	0.000		0.951	-	-	0.000	0.000	0.000		0.952	-	-			0.000	0.000	0.000		0.004	-	-	0.000	0.000	0.000		0.003	-	-			0.010
1.100	0.000	0.000	0.000		0.851	-	-	0.000	0.000	0.000		0.853	-	-			0.000	0.000	0.000		0.002	-	-	0.000	0.000	0.000		0.003	-	-			0.011
1.200	0.000	0.000	0.000		0.751	-	-	0.000	0.000	0.000		0.753	-	-			0.000	0.000	0.000		0.001	-	-	0.000	0.000	0.000		0.002	-	-			0.012
1.300	0.000	0.000	0.000		0.651	-	10	0.000	0.000	0.000		0.653	-	1			0.000	0.000	0.000		0.001	-	27	0.000	0.000	0.000		0.001	-	-			0.013
1.400	0.000	0.000	0.000		0.551	-	90	0.000	0.000	0.000		0.554	-	-			0.000	0.000	0.000		0.001	-	10	0.000	0.000	0.000		0.003	-	-			0.014
1.500	0.000	0.000	0.000		0.452	-	-	0.000	0.000	0.000		0.455	-	-			0.000	0.000	0.000		0.001	-	-	0.000	0.000	0.000		0.002	-	-			0.015
1.600	0.000	0.000	0.000		0.354	-	-	0.000	0.000	0.000		0.361	-	-			0.000	0.000	0.000		0.003	-	-	0.000	0.000	0.000		0.007	-	-			0.016
1.700	0.000	0.000	0.000		0.262	-	-	0.000	0.000	0.000		0.273	-	-			0.000	0.000	0.000		0.011	-	-	0.000	0.000	0.000		0.019	-	-			0.017
1.800	0.000	0.000	0.000		0.180	-	-	0.000	0.000	0.000		0.195	-	-			0.000	0.000	0.000		0.029	-	-	0.000	0.000	0.000		0.041	-	-			0.018
1.900	0.000	0.000	0.000		0.114	-	-	0.000	0.000	0.000		0.132	-	5			0.000	0.000	0.000		0.063	-	-	0.000	0.000	0.000		0.078	-	-			0.019
2.000	0.000	0.000	0.000		0.066	-	-	0.000	0.000	0.000		0.084	-	5			0.000	0.000	0.000		0.115	-	-	0.000	0.000	0.000		0.130	-	-			0.020
2.200	0.000	0.000	0.000		0.017	-	-	0.000	0.000	0.000		0.028	-	195			0.000	0.000	0.000		0.265	-	-	0.000	0.000	0.000		0.274	-	-			0.022
2.400	0.000	0.000	0.000		0.003	-	-	0.000	0.000	0.000		0.008	-	-			0.000	0.000	0.000		0.452	-	-	0.000	0.000	0.000		0.455	-	-			0.024
2.600	0.000	0.000	0.000		0.001	-	-	0.000	0.000	0.000		0.002	-	-			0.000	0.000	0.000		0.650	-	-	0.000	0.000	0.000		0.650	-	-			0.026
2.800	0.000	0.000	0.000		0.002	-	-	0.000	0.000	0.000		0.001	-	-			0.000	0.000	0.000		0.850	-	-	0.000	0.000	0.000		0.850	-	-			0.028
3.000	0.000	0.000	0.000		0.001	-	-	0.000	0.000	0.000		0.001	-	-			0.000	0.000	0.000		1.05	-	-	0.000	0.000	0.000		1.05	-	-			0.030
3.200	0.000	0.000	0.000		0.001	-	-	0.000	0.000	0.000		0.001	-	-			0.000	0.000	0.000		1.25	-	-	0.000	0.000	0.000		1.25	-	-			0.032
Totals:						0	100						0	206	0	0						0	37					0	1	0	0		
Number of Trades:							0						0		0							0.00						0		0			

Lending Products	Underlying Title	Multilateral Transactions[1]					Bilateral Transactions[2]		Stock Borrowing through OTC (volume)[3]
		Open Interest[5]	Volume(Offered)	Average Weighted	Transactions volume	Average Weighted	Transactions Volume	Average Weighted	Transactions Volume
ADMIEBOR	ADMIE (IPTO) HOLDING S.A. (CR)	---	---	---	---	---	---	103,511	
AEGNBOR	AEGEAN AIRLINES (CR)	900	---	---	---	---	---	32,430	
ALPHABOR	ALPHA BANK (CR)	25,000	---	---	---	---	---	42,304,023	
ALMYBOR	ALUMIL (CR)	---	---	---	---	---	---	---	
TATTBOR	ATTICA BANK S.A. (CR)	---	---	---	---	---	---	370	
EEEBOR	CC HBC AG (CR)	2,290	---	---	132	5.31%	500	3.00%	70,546
CENERBOR	CENERGY HOLDINGS (CB)	---	---	---	---	---	---	---	
ELLAKTORBOR	ELLAKTOR (CR)	4,951	---	---	---	---	---	101,098	
EUROBBOR	EUROBANK ERGASIAS (CR)	112,977	---	---	---	---	---	96,121,417	
EYDAPBOR	EYDAP S.A. (CR)	1,900	---	---	1,200	4.12%	---	---	203,999
FFGRPBOR	FOLLI FOLLIE (CR)	---	---	---	---	---	---	---	1,331,265
FOYRKBOR	FOURLIS (CR)	3,859	---	---	---	---	---	---	15,886
GEKTERNABOR	GEK TERNA (CR)	4,946	---	---	---	---	---	---	78,893
SARBOR	GR. SARANTIS S.A. (CR)	---	---	---	---	---	---	---	61,322
EXAEBOR	HELLENIC EXCHANGES-A.S.E. (CR)	1,800	---	---	---	---	---	---	143,565
ELPEBOR	HELLENIC PETROLEUM (CR)	1,400	---	---	---	---	---	---	96,783
INTRKBOR	INTRACOM HOLDINGS (CR)	300	---	---	---	---	---	---	---
INLOTBOR	INTRALOT (CR)	20,886	---	---	---	---	---	---	495,912
BELABOR	JUMBO SA (CR)	2,200	---	---	---	---	---	---	134,808
LAMDABOR	LAMDA DEVELOPMENT SA (CR)	218	---	---	200	4.92%	---	---	30,600
MIGBOR	MARFIN INVESTMENT GROUP (CR)	---	---	---	---	---	---	---	744,474
MOHBOR	MOTOR OIL (CR)	4,429	---	---	---	---	---	---	68,532
MYTILBOR	MYTILINEOS HOLDINGS (CR)	38,100	---	---	---	---	1,500	0.01%	83,362
ETEBOR	NATIONAL BANK (CR)	2,637	---	---	---	---	15,000	0.01%	30,741,963
OPAPBOR	OPAP (CR)	3,675	---	---	---	---	2,500	0.01%	1,369,051
HTOBOR	OTE (CR)	3,000	---	---	---	---	---	---	659,690
PPABOR	P.P.A. S.A. (CR)	---	---	---	---	---	---	---	2,901
TPEIRBOR	PIRAEUS BANK (CR)	---	---	---	---	---	---	---	26,378,348
PLAISBOR	PLAISIO COMPUTERS SA (CR)	---	---	---	---	---	---	---	---
PPCBOR	PPC (CR)	21,000	---	---	---	---	---	---	6,679,493
QUALBOR	QUALITY & RELIABILITY SA (CR)	---	---	---	---	---	---	---	---

Stock Lending Notes

[1] - Multilateral contracts Lending or Borrowing as per Methods 8-1, 8-2 and 8-3-3 (According to ATHEX BoD Resolution No.17)

[2] - Bilateral Contracts Lending or Borrowing as per Methods 8-3-1 and 8-3-2 (According to ATHEX BoD Resolution No.20)

[3] - The information concerning OTC Stock Borrowing Transactions is based on the statements of the Dematerialised Securities System (DSS) operators involved and refers to volumes that have been registered up until the previous working day.

[4] - Average Price (Volume weighted)

[5] - The Data concerning Open Interest before the start of trading session

Lending Products	Underlying Title	Multilateral Transactions[1]					Bilateral Transactions[2]		Stock Borrowing through OTC (volume)[3]
		Open Interest[5]	Volume(Offered)	Average Weighted	Transactions volume	Average Weighted	Transactions Volume	Average Weighted	Transactions Volume
TENERGYBOR	TERNA ENERGY (CR)	---	---	---	---	---	---	---	54,603
TITKBOR	TITAN CEMENT (CR)	1,000	---	---	---	---	---	---	45,366
VIQBOR	VIQHALCO SA/NV (CB)	---	---	---	---	---	---	---	---

Stock Lending Notes

[1] - Multilateral contracts Lending or Borrowing as per Methods 8-1, 8-2 and 8-3-3 (According to ATHEX BoD Resolution No.17)

[2] - Bilateral Contracts Lending or Borrowing as per Methods 8-3-1 and 8-3-2 (According to ATHEX BoD Resolution No.20)

[3] - The information concerning OTC Stock Borrowing Transactions is based on the statements of the Dematerialised Securities System (DSS) operators involved and refers to volumes that have been registered up until the previous working day.

[4] - Average Price (Volume weighted)

[5] - The Data concerning Open Interest before the start of trading session

Sectors codification for listed companies

533	-	Exploration & Production	537	-	Integrated Oil & Gas
1353	-	Commodity Chemicals	1357	-	Specialty Chemicals
1753	-	Aluminum	1755	-	Nonferrous Metals
1757	-	Steel	1775	-	General Mining
2353	-	Building Materials & Fixtures	2357	-	Heavy Construction
2723	-	Containers & Packaging	2727	-	Diversified Industrials
2733	-	Electrical Components & Equipment	2753	-	Commercial Vehicles & Trucks
2757	-	Industrial Machinery	2773	-	Marine Transportation
2777	-	Transportation Services	2791	-	Business Support Services
2797	-	Industrial Suppliers	3535	-	Distillers & Vintners
3537	-	Soft Drinks	3573	-	Farming Fishing & Plantations
3577	-	Food Products	3722	-	Durable Household Products
3726	-	Furnishings	3728	-	Home Construction
3747	-	Toys	3763	-	Clothing & Accessories
3765	-	Footwear	3767	-	Personal Products
3785	-	Tobacco	4533	-	Health Care Providers
4535	-	Medical Equipment	4577	-	Pharmaceuticals
5337	-	Food Retailers & Wholesalers	5371	-	Apparel Retailers
5373	-	Broadline Retailers	5375	-	Home Improvement Retailers
5379	-	Specialty Retailers	5553	-	Broadcasting & Entertainment
5555	-	Media Agencies	5557	-	Publishing
5751	-	Airlines	5752	-	Gambling
5753	-	Hotels	5755	-	Recreational Services
5757	-	Restaurants & Bars	5759	-	Travel & Tourism
6535	-	Fixed Line Telecommunications	6575	-	Mobile Telecommunications
7535	-	Conventional Electricity	7537	-	Alternative Electricity
7577	-	Water	8355	-	Banks
8534	-	Insurance Brokers	8536	-	Property & Casualty Insurance
8633	-	Real Estate Holding & Development	8637	-	Real Estate Services
8671	-	Industrial & Office REITs	8674	-	Diversified REITs
8675	-	Specialty REITs	8775	-	Specialty Finance
8777	-	Investment Services	8985	-	Equity Investment Instruments
9533	-	Computer Services	9535	-	Internet
9537	-	Software	9572	-	Computer Hardware
9574	-	Electronic Office Equipment	9578	-	Telecommunications Equipment
12003	-	ETF			



ATHEX
Athens Stock Exchange

Λεωφ. Αθηνών 110 104 42 Αθήνα
110, Athinon Ave. GR 104 42 Athens
tel. (+30)210-33.66.800, fax (+30)210-33.66.101
www.athexgroup.gr