

19

**Ημερήσιο Δελτίο
Συναλλακτικής Δραστηριότητας**

Daily Official List
of Trading Activity

Thursday, 6 June, 2019

Year: 140 Trading Day No: 105



ATHEXGROUP
Athens Exchange Group

Disclaimer:

Hellenic Exchanges-Athens Stock Exchange S.A endeavours to ensure that the data and other material ("Information") presented on the Daily Official List are accurate and complete, but it is not liable for any errors or omissions of data or /and for the accuracy, credibility, updating and completeness of the aforesaid information nor it has any liability arising directly or indirectly from the use of the above Information.

The Company is not liable for the accuracy of the data included in listed companies' announcements. Only the sender of such an announcement is fully and solely liable for any infringement of third party's rights from the content of such announcement, All contents of the Daily Official List are provided only for information purposes and do not constitute investment advice or solicitation to invest in securities or other products listed for trading on the Exchange.

You acknowledge and agree that the Company is the owner of any property rights related to any Information appearing on the Daily Official List including intellectual property rights copyright, trademarks, etc.

The above data are a property of the Hellenic Exchanges-Athens Exchange and are copyright protected. Users are forbidden to reproduce, modify, copy, sale, transmit or redistribute, by all reproduction means and methods, part or the whole of the above data, without reference to their source.

The commercial exploitation of these data is, also, forbidden by third parties. Hellenic Exchanges-Athens Exchange does not carry any responsibility, direct or indirect, derived from usage or accidental alteration of the above data when used by third parties.

Hellenic Exchanges – Athens Stock Exchange S.A.

110 Athinon Ave.,10442 Athens, Tel: (210) 33.66.800, Fax: (210) 32.13.938

www.athexgroup.gr

Thessalonica Stock Exchange Center (T.S.E.C)

16-18 Katouni Str., Thessalonica 546 25 Tel: (2310) 567.667, Fax: (2310) 530.545

Athex Members Guarantee Fund

14-16 Fidiou Str., Athens 106 78, Tel: (210) 33.04.682, Fax: (210) 33.04.155

Hellenic Republic Capital Market Commission

1 Kolokotroni Str. & 1 Stadiou Str., Athens 10562 Tel: (210) 33.77.100 Fax: (210) 33.77.173

Table of Contents

Section 1: Statistical Figures of Securities, Derivatives and Lending

Summary of Markets

Athex Indices

Analytic Figures for Athex Market's Boards and Categories

Trading Details by Athex Sectors and Financial Instruments (ETFs)

Top 10 best & worst performing Shares

Derivatives Summary

Section 2: Analytic Figures of Shares Transactions

Analytic Figures of Shares Transactions

Shares' Notes

Section 3: Figures of Securities Transactions

Securities Blocks Details

Shares Rights Details

Stock Borrowing

Securities Forced Sales

Forced Sales Registered Shares

Exchange Traded Funds (ETFs) Characteristics

Section 5: Bonds traded in Fixed Income Assets Market

Convertible Corporate Bonds - Regulated Market

Non Convertible Corporate Bonds - Regulated Market

Government Bonds

Treasury Bills & Zero Coupon Government Bonds

Government Bonds Traded with the Open Outcry Method

State Banks Bonds

Section 6: Additional Infos

Athex & ATHEXClear Members List

List of Stocks under Market Making operations

Section 7: Derivatives Market Analytic Figures

Index Futures

Stock Futures

Index Options

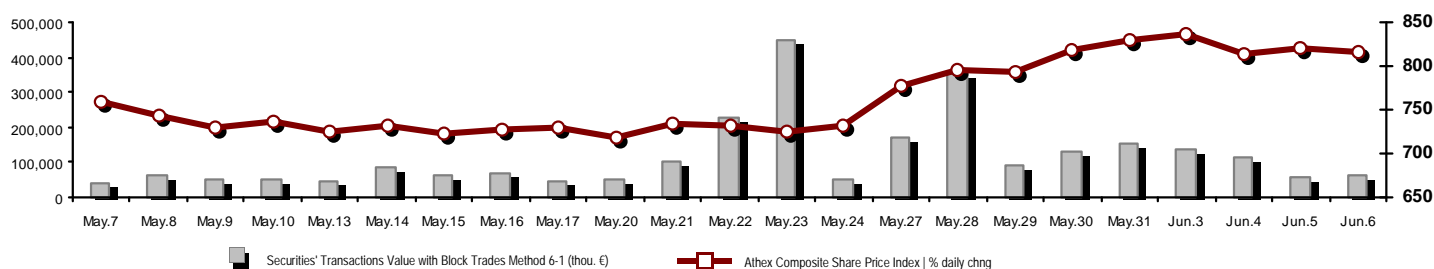
Stock Options

Stock Lending Analytic Figures

Appendix A: Sectors codification for listed companies

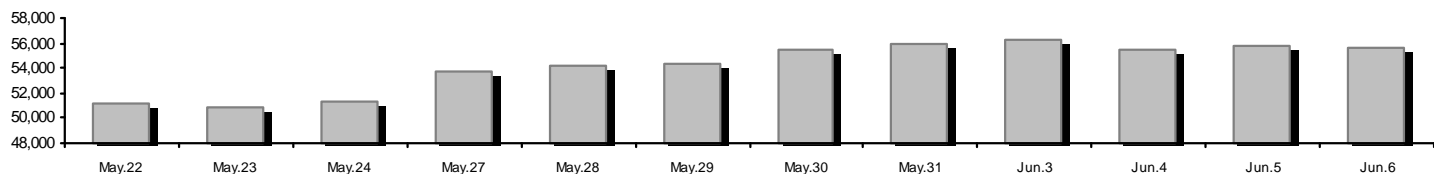
Summary of Markets

Athex Composite Share Price Index vs Shares and Derivatives Transactions Value

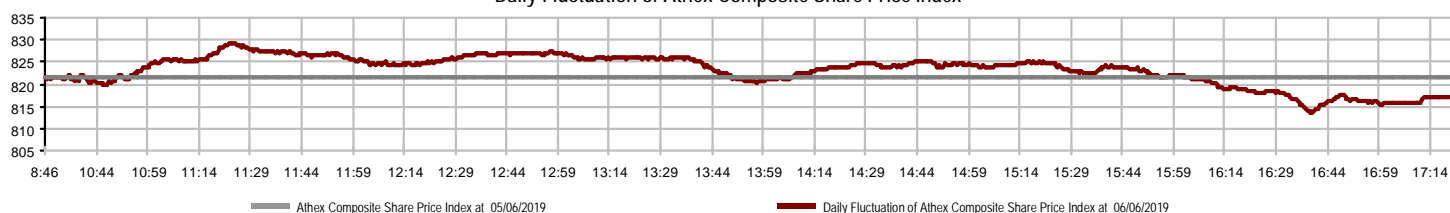


Athex Capitalisation (mill. €) **: 55,612.34	Derivatives Total Open Interest: 416,207
Daily change: mill. € %: -236.78 -0.42%	in Index Futures % daily chng: 10,280 3.93%
Yearly Avg Capitalisation: mill. € % chng prev year Avg: 50,321.53 -3.47%	in Stock Futures % daily chng: 398,798 2.08%
Athex Composite Share Price Index % daily chng: 816.95 -0.54%	in Index Options % daily chng: 5,683 10.35%
Athex Composite Share Price Index Capitalisation (mill. €): 50,536.27	in Stock Options % daily chng: 1,446 -0.69%
Daily change (mill. €): -232.32	
Securities' Transactions Value with Block Trades Method 6-1 (thou. €): 60,058.71	Derivatives Contracts Volume: 51,370
Daily change: %: 507.76 0.85%	Daily change: pieces %: -2,627 -4.87%
YtD Avg Trans. Value: thou. € % chng prev year Avg: 63,178.53 15.04%	YtD Avg Derivatives Contracts % chng prev year Avg: 41,777 -25.41%
Blocks Transactions Value of Method 6-1 (thou. €): 1,318.33	Derivatives Trades Number: 3,749
Blocks Transactions Value of Method 6-2 & 6-3 (thou. €): 0.30	Daily change: number %: 86 2.35%
Bonds Transactions Value (thou.€): 1,246.78	YtD Avg Trades number % chng prev year Avg: 2,860 5.47%
Securities' Transactions Volume with Block Trades Method 6-1 (thou. Pieces): 33,910.45	Lending Total Open Interest: 217,067
Daily change: thou. pieces %: 3,303.40 10.79%	Daily change: pieces %: -128,228 -37.14%
YtD Avg Volume: % chng prev year Avg: 35,379.56 -4.77%	Lending Volume (Multilateral/Bilateral): 200,252
Blocks Transactions Volume of Method 6-1 (thou. Pieces): 555.31	Daily change: pieces %: 171,752
Blocks Transactions Volume of Method 6-2 & 6-3 (thou. Pieces): 0.16	Multilateral Lending: 23,652
Bonds Transactions Volume: 1,203,000	Bilateral Lending: 176,600
Securities' Trades Number with Block Trades Method 6-1: 27,975	Lending Trades Number: 15
Daily change: number %: 764 2.81%	Daily change: %: 8
YtD Avg Trades number % chng prev year Avg: 24,876 22.36%	Multilateral Lending Trades Number: 12
Number of Blocks Method 6-1: 2	Bilateral Lending Trades Number: 3
Number of Blocks Method 6-2 & 6-3: 1	
Number of Bonds Transactions: 80	

Athex Capitalisation (mill. €) **



Daily Fluctuation of Athex Composite Share Price Index



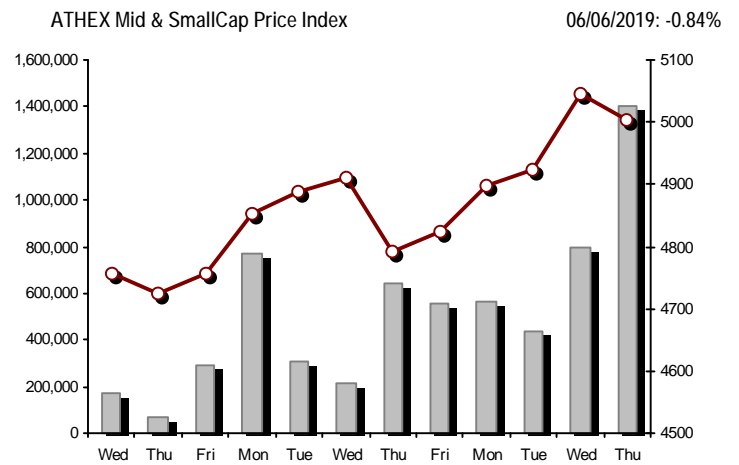
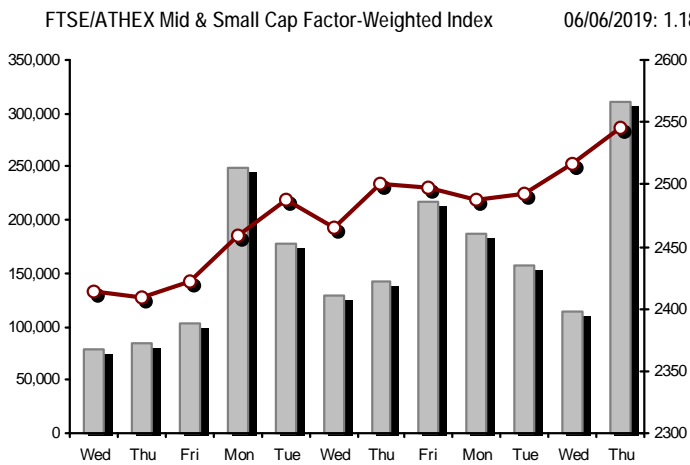
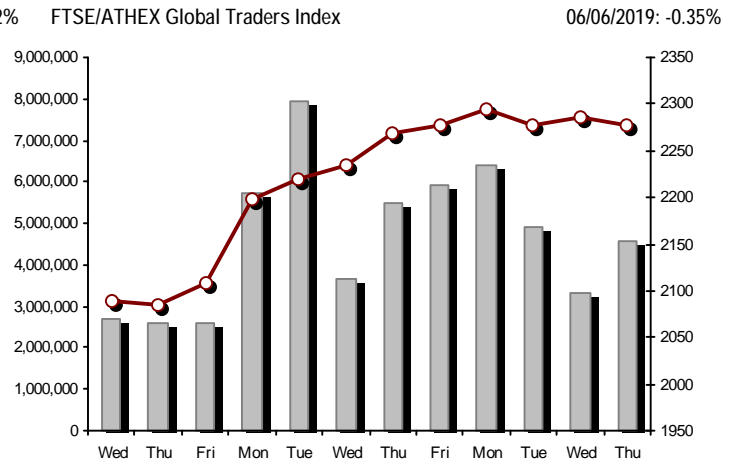
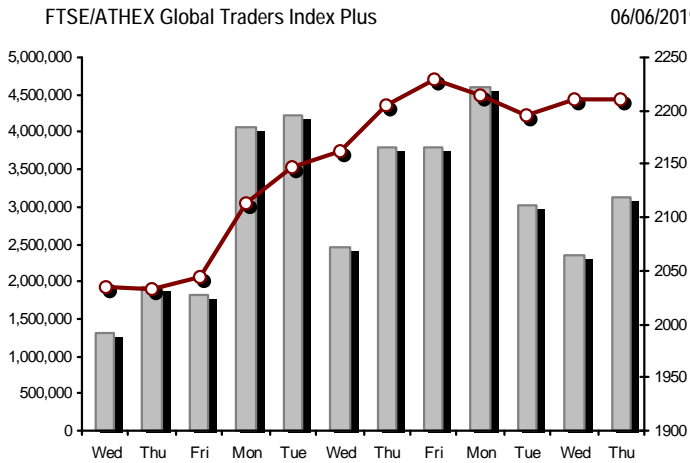
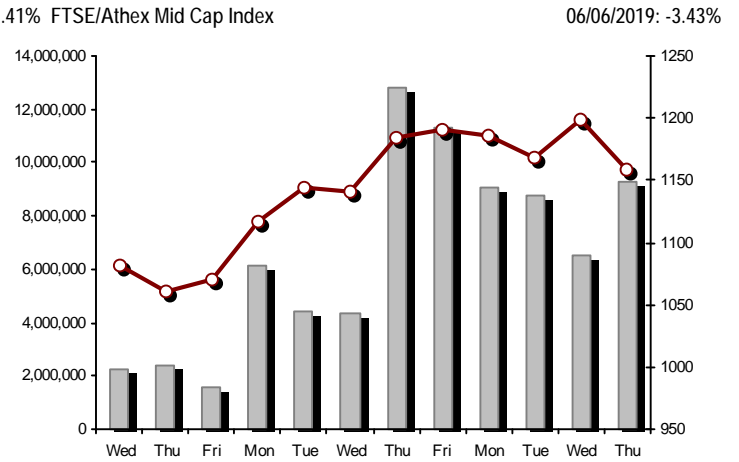
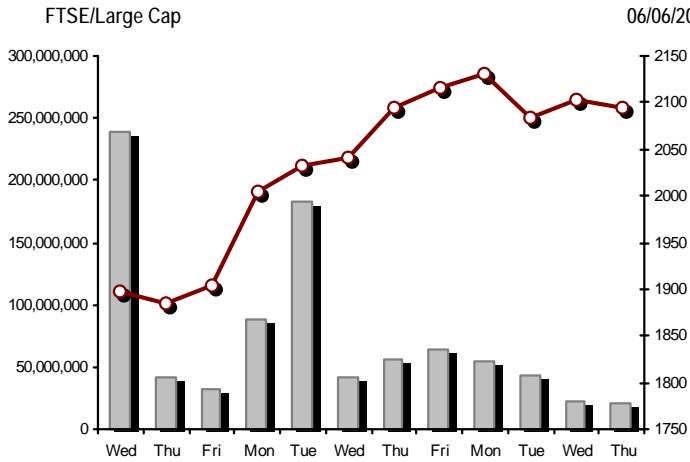
Athex Indices

Index name	06/06/2019	05/06/2019	pts.	%	Min	Max	Year min	Year max	Year change
Athex Composite Share Price Index	816.95	821.40	-4.45	-0.54%	813.52	829.22	600.12	837.88	33.21% #
FTSE/Athex Large Cap	2,093.86	2,102.52	-8.66	-0.41%	2,084.79	2,119.93	1,580.73	2,136.08	30.18% #
FTSE/Athex Mid Cap Index	1,158.08	1,199.27	-41.19	-3.43%	1,158.08	1,217.63	945.49	1,232.32	18.77% #
FTSE/ATHEX-CSE Banking Index	558.24	563.93	-5.69	-1.01%	551.55	574.75	275.15	605.12	67.77% #
FTSE/ATHEX Global Traders Index Plus	2,210.67	2,210.26	0.41	0.02%	2,209.81	2,233.55	1,947.04	2,278.12	10.84% #
FTSE/ATHEX Global Traders Index	2,277.15	2,285.05	-7.90	-0.35%	2,273.84	2,295.37	1,866.67	2,297.42	20.02% #
FTSE/ATHEX Mid & Small Cap Factor-Weighted Ind	2,545.89	2,516.21	29.68	1.18%	2,516.21	2,550.74	2,173.67	2,553.20	14.93% #
ATHEX Mid & SmallCap Price Index	5,003.18	5,045.72	-42.54	-0.84%	4,992.22	5,142.31	3,914.71	5,142.31	26.28% #
FTSE/Athex Market Index	518.79	521.22	-2.43	-0.47%	516.69	525.60	392.32	529.35	29.97% #
FTSE Med Index	4,408.26	4,377.53	30.73	0.70%			3,966.78	4,622.42	11.18% #
Athex Composite Index Total Return Index	1,299.98	1,307.05	-7.07	-0.54%	1,294.51	1,319.50	952.47	1,333.02	33.55% #
FTSE/Athex Large Cap Total Return	2,999.74	3,009.75	-10.01	-0.33%			2,321.35	3,043.70	28.19% #
FTSE/ATHEX Large Cap Net Total Return	919.12	922.92	-3.80	-0.41%	915.14	930.56	692.89	937.55	30.37% #
FTSE/Athex Mid Cap Total Return	1,407.70	1,457.03	-49.33	-3.39%			1,180.35	1,498.06	16.97% #
FTSE/ATHEX-CSE Banking Total Return Index	487.92	492.89	-4.97	-1.01%			265.40	523.36	55.65% #
Hellenic Mid & Small Cap Index	1,113.85	1,121.65	-7.80	-0.70%	1,112.20	1,127.39	884.70	1,132.41	22.85% #
FTSE/Athex Banks	737.57	745.08	-7.51	-1.01%	728.74	759.39	363.54	799.51	67.77% #
FTSE/Athex Financial Services	1,001.81	1,039.55	-37.74	-3.63%	1,001.81	1,055.29	744.92	1,071.39	28.39% #
FTSE/Athex Industrial Goods & Services	2,559.75	2,555.66	4.09	0.16%	2,555.66	2,599.50	1,884.26	2,599.50	34.05% #
FTSE/Athex Retail	68.01	64.58	3.43	5.31%	64.58	68.26	58.44	72.19	13.52% #
FTSE/ATHEX Real Estate	4,630.78	4,642.81	-12.03	-0.26%	4,617.10	4,687.13	2,928.70	4,687.13	53.34% #
FTSE/Athex Personal & Household Goods	8,670.87	8,670.10	0.77	0.01%	8,538.29	8,715.28	6,649.54	8,765.61	26.06% #
FTSE/Athex Food & Beverage	12,134.82	12,152.91	-18.09	-0.15%	12,044.96	12,201.57	10,000.70	12,497.46	20.02% #
FTSE/Athex Basic Resources	4,201.11	4,019.20	181.91	4.53%	4,019.20	4,350.13	3,146.82	4,350.13	28.05% #
FTSE/Athex Construction & Materials	2,648.74	2,652.79	-4.05	-0.15%	2,632.29	2,679.30	2,437.75	2,788.56	2.57% #
FTSE/Athex Oil & Gas	5,314.28	5,274.03	40.25	0.76%	5,231.43	5,331.05	4,612.01	5,375.63	9.34% #
FTSE/Athex Chemicals	9,448.56	9,060.26	388.30	4.29%	9,060.26	9,448.56	7,722.79	11,217.47	15.57% #
FTSE/Athex Travel & Leisure	1,608.45	1,587.12	21.33	1.34%	1,587.12	1,629.89	1,309.57	1,649.99	21.57% #
FTSE/Athex Technology	916.23	935.16	-18.93	-2.02%	916.23	952.03	692.80	960.92	29.19% #
FTSE/Athex Telecommunications	3,338.87	3,407.68	-68.81	-2.02%	3,338.87	3,407.68	2,614.94	3,490.26	27.42% #
FTSE/Athex Utilities	2,327.12	2,388.44	-61.32	-2.57%	2,323.14	2,392.94	1,729.19	2,428.08	32.30% #
Athex All Share Index	196.13	196.97	-0.84	-0.43%	196.13	196.13	157.01	198.31	24.12% #
Hellenic Corporate Bond Index	117.35	117.25	0.10	0.08%			116.31	118.96	0.87% #
Hellenic Corporate Bond Price Index	95.11	95.04	0.07	0.07%			95.04	96.93	-0.71% #

Note 1: FTSE/Med 100, Hellenic Corporate Bond Price Index and Hellenic Corporate Bond Index closing prices refer to the previous trading day of 04/06/2019.

Note 2: The Hellenic Mid & Small Cap Index is a Customized index calculated by the Athens Exchange.

Athex Indices



Indices volume of transactions

Indices closing prices

Analytic Figures for Athex Market's Boards and Categories

	Total Traded Securities	Main Market	Surveillance	Exchange Traded Funds (ETFs)
Totals	133	115	18	0
Gain / Lose / Same:	48 / 54 / 31	44 / 50 / 21	4 / 4 / 10	0 / 0 / 0
Athex Capitalisation (mill. €) **	55,612.34	55,387.56	224.78	
Daily Average Trans/ons Value(thou.€)	63,178.53	63,214.80	26.45	10.01
Transactions Value	60,059.01	60,018.42	40.58	0.00
Main Board:	58,740.38	58,699.79	40.58	0.00
Blocks Board 6_2_3:	1,318.63	1,318.63	0.00	0.00
Forced Sales Board:	0.00	0.00	0.00	0.00
Special Terms Board:	0.00	0.00	0.00	0.00
Daily Average Transactions Volume	35,379,562	35,152,378	261,945	504
Transactions Volume	33,910,605	33,521,042	389,563	0
Main Board:	33,355,142	32,965,579	389,563	0
Blocks Board 6_2_3:	555,463	555,463	0	0
Forced Sales Board:	0	0	0	0
Special Terms Board:	0	0	0	0
Daily Average Number of Trades	24,876	24,752	124	2
Number of Trades	27,976	27,806	170	0
Main Board:	27,973	27,803	170	0
Blocks Board 6_2_3:	3	3	0	0
Forced Sales Board:	0	0	0	0
Special Terms Board:	0	0	0	0

Trading Details by Athex Sectors and Financial Instruments (ETFs)

Code	Sectors	Gain / Lose / Same	Number of Trades	Transactions Volume	Transactions Value	% of Total Trans. Value
8300	- Banks	1 / 5 / 0	9,261	16,912,336	25,442,584.09	42.36%
1700	- Basic Resources	3 / 1 / 1	442	250,294	276,971.81	0.46%
1300	- Chemicals	2 / 2 / 0	297	89,783	193,574.99	0.32%
2300	- Construction & Materials	2 / 6 / 7	2,207	873,708	2,535,442.61	4.22%
12000	- Financial Instruments	0 / 0 / 0	---	---	---	---
8700	- Financial Services	0 / 3 / 0	1,073	6,939,911	891,735.79	1.48%
3500	- Food & Beverage	3 / 6 / 2	509	323,287	787,267.31	1.31%
4500	- Health Care	2 / 2 / 0	53	49,828	58,623.91	0.10%
2700	- Industrial Goods & Services	9 / 8 / 2	1,614	857,152	4,411,398.28	7.35%
8500	- Insurance	0 / 1 / 0	6	1,699	6,800.92	0.01%
5500	- Media	0 / 1 / 1	14	21,600	4,941.00	0.01%
500	- Oil & Gas	1 / 0 / 2	1,057	230,036	2,786,102.64	4.64%
3700	- Personal & Household Goods	8 / 4 / 3	1,621	909,982	3,685,752.78	6.14%
8600	- Real Estate	5 / 1 / 3	972	322,093	1,103,653.45	1.84%
5300	- Retail	2 / 3 / 0	563	438,695	593,769.84	0.99%
9500	- Technology	5 / 5 / 3	1,792	1,859,716	1,372,562.58	2.29%
6500	- Telecommunications	0 / 1 / 0	1,398	361,200	4,422,332.12	7.36%
5700	- Travel & Leisure	4 / 2 / 5	2,284	1,440,496	6,681,162.50	11.12%
7500	- Utilities	1 / 3 / 2	2,813	2,028,789	4,804,330.86	8.00%

Top 10 best & worst performing Shares

Main Market

With positive Price change	Closing price	change	With negative Price change	Closing price	change
QUALITY & RELIABILITY SA (CR)	0.219	20.99% #	MOTODYNAMICS S.A. (CR)	1.18	-13.87% €
PAPOUTSANIS (CR)	1.585	13.21% #	MARFIN INVESTMENT GROUP (CR)	0.093	-12.76% €
BYTE COMPUTER SA (CR)	0.94	9.30% #	INTRACOM HOLDINGS (CR)	0.772	-10.23% €
PROFILE SA (CR)	3.41	7.91% #	PPC (CR)	1.991	-8.16% €
ALUMIL (CR)	0.72	6.83% #	EL. D. MOUZAKIS SA (CB)	0.394	-7.94% €
DROMEAS SA (CR)	0.414	6.70% #	KLOUKINAS - LAPPAS SA (CR)	0.894	-7.84% €
KTIMA KOSTAS LAZARIDIS SA (CR)	1.24	5.98% #	INTRALOT (CR)	0.335	-7.71% €
AS COMPANY SA (CR)	2.77	5.32% #	INTRACOM CONSTR. (CR)	1.165	-7.54% €
THRACE PLASTICS SA (CR)	2.19	4.29% #	KEKROPS SA (CR)	1.912	-6.73% €
ELASTRON (CR)	1.295	4.02% #	AVAX S.A. (CR)	0.502	-5.46% €
With the highest Transactions Value	Value (thou. €)	change	With the highest Transactions Volume	Volume	change
NATIONAL BANK (CR)	6,813.04	-0.22% €	EUROBANK ERGASIAS (CR)	7,184,466	1.37% #
PIRAEUS BANK (CR)	6,527.10	-1.90% €	MARFIN INVESTMENT GROUP (CR)	6,897,480	-12.76% €
ALPHA BANK (CR)	6,073.33	-3.26% €	ALPHA BANK (CR)	3,777,116	-3.26% €
EUROBANK ERGASIAS (CR)	5,809.60	1.37% #	NATIONAL BANK (CR)	2,949,069	-0.22% €
OPAP (CR)	5,243.33	1.72% #	PIRAEUS BANK (CR)	2,380,421	-1.90% €
OTE (CR)	4,422.33	-2.02% €	PPC (CR)	1,675,462	-8.16% €
PPC (CR)	3,475.79	-8.16% €	QUALITY & RELIABILITY SA (CR)	1,218,947	20.99% #
JUMBO SA (CR)	2,456.27	-0.24% €	ATTICA BANK S.A. (CR)	619,336	-1.48% €
MYTILINEOS HOLDINGS (CR)	1,987.24	0.66% #	OPAP (CR)	552,370	1.72% #
TPA SA (CR)	1,474.45	-0.34% €	INTRALOT (CR)	542,270	-7.71% €

Note: Stocks that are not included in the "Low Dispersion" and "Under Supervision" categories, and the transactions value is more than 10,000 €.

Derivatives Summary

	Number of Trades	Volume	Open Interest
Index Futures	261	1,195	10,280
FTSE/Athex Large Cap	261	1,195	10,280
Stock Futures	3,449	49,864	398,798
ADMIE (IPTO) HOLDING S.A. (CR)	90	753	9,523
ALPHA BANK (CR)	371	10,289	68,436
ATTICA BANK S.A. (CR)	10	375	4,771
CC HBC AG (CR)	10	61	258
CENERGY HOLDINGS (CB)	36	194	8,064
ELLAKTOR (CR)	77	594	8,786
EUROBANK ERGASIAS (CR)	331	9,828	57,881
EYDAP S.A. (CR)	5	7	330
FOURLIS (CR)	6	7	307
GEK TERNA (CR)	40	156	8,625
HELLENIC EXCHANGES-A.S.E. (CR)	25	85	4,148
HELLENIC PETROLEUM (CR)	75	221	2,428
INTRACOM HOLDINGS (CR)	15	83	3,963
INTRALOT (CR)	65	408	4,277
JUMBO SA (CR)	11	67	478
LAMDA DEVELOPMENT SA (CR)	7	145	2,201
MARFIN INVESTMENT GROUP (CR)	62	2,325	78,725
MOTOR OIL (CR)	12	23	268
MYTILINEOS HOLDINGS (CR)	126	712	9,259
NATIONAL BANK (CR)	559	9,964	64,171
OPAP (CR)	106	468	4,923
OTE (CR)	38	363	2,924
P.P.A. S.A. (CR)	4	15	691
PIRAEUS BANK (CR)	823	8,669	26,765
PPC (CR)	458	3,650	14,595
TERNA ENERGY (CR)	46	185	3,693
TITAN CEMENT (CR)	5	49	1,359
VIOHALCO SA/NV (CB)	36	168	6,949
Index Options	17	194	5,683
FTSE/Athex Large Cap	17	194	5,683
Stock Options	22	117	1,446
ALPHA BANK (CR)	2	11	122
NATIONAL BANK (CR)	1	10	510
OPAP (CR)	0	0	76
OTE (CR)	0	0	323
PIRAEUS BANK (CR)	1	10	147
PPC (CR)	18	86	268
Total Derivatives Traded	3,749	51,370	416,207

Shares' Notes

Code	Note text
()	- Adjusted dividends.
*	- Last adjusted closing price.
[1]	- Net dividends.
[2]	- The "Date of Last Coupon" for New listings refers to the date company's stocks started to trade in Athex
[3]	- The Company Market Value is referred to the number of outstanding shares
[4]	- Sectors codification can be found in Appendix A
[5]	- The Market Value refers to the total number of shares listed (including their several classes) in the exchange by the company.
[6]	- P/E greater than 100
[7]	- Last view of the Order Book before the end of the trading session
[8]	- All Blocks Methods' Transactions Value are included.
4690	- Transfer to Surveillance category as of 4/4/2006.
4750	- Transfer to the Under Surveillance Category from 8/4/2011.
4865	- Suspension of trading as of 2/4/2012.
4887	- Transfer to the Surveillance Category as of 10/4/2012.
4912	- Transfer to the Surveillance Category as of 31/7/2012.
4914	- Suspension of trading as of 31/8/2012.
4918	- Suspension of trading as of 31/8/2012.
4955	- Transfer to the Surveillance Category as from 5/4/2013.
4956	- Transfer to the Surveillance Category as from 5/4/2013.
4957	- Transfer to the Surveillance Category as from 5/4/2013.
4958	- Transfer to the Surveillance Category as from 5/4/2013.
4959	- Transfer to the Surveillance Category as from 5/4/2013.
4983	- Transfer to the Surveillance Category as of 5/4/2013.
5080	- Transfer to the Surveillance Category as of 06/09/2011.
5093	- Transfer to the Surveillance Category as of 8/4/2015.
5095	- Transfer to the Surveillance Category as from 5/4/2013.
5101	- Suspension of trading as of 1/9/2015.
5110	- Suspension of trading as of 08/03/2016.
5112	- Transfer to the Surveillance Category as of 15/04/2016.
5115	- Transfer to the Surveillance Category as of 15/04/2016.
5123	- Transfer to the Surveillance Category as of 10/04/2014
5130	- Suspension of trading as of 18/04/2017.
5136	- Suspension of trading as of 02/05/2017.
5141	- Transfer to the Surveillance Category as of 10/05/2017.
5153	- Suspension of trading as of 03/10/2017.
5154	- Suspension of trading as of 03/10/2017.
5156	- Transfer to the Surveillance Category as of 11/12/2017.
5160	- Transfer to the Surveillance Category as of 15/04/2016.
5161	- Transfer to the Surveillance Category as of 25/11/2011.
5162	- Transfer to the Under Supervision Category as of 21/12/2009.
5165	- Transfer to the Surveillance Category as of 15/02/2018.
5171	- Suspension of trading as of 30/04/2018.
5172	- Suspension of trading as of 30/04/2018.
5174	- Suspension of trading as of 02/05/2018.
5178	- Transfer to the Surveillance Category as of 11/05/2018.
5179	- Suspension of trading as of 25/05/2018.
5190	- Transfer to the Surveillance Category as of 10/04/2012.
5191	- Suspension of trading as of 02/10/2018.
5192	- Suspension of trading as of 02/10/2018.
5193	- Transfer to the Surveillance Category as of 25/10/2018.
5194	- Transfer to the Surveillance Category as of 25/10/2018.
5195	- Transfer to the Surveillance Category as of 27/06/2008.

Shares' Notes

Code	Note text
5196	- Transfer to the Under Surveillance Category from 08/04/2011.
5197	- Transfer to the Surveillance Category as of 07/11/2018.
5200	- Transfer to the Surveillance Category as of 10/04/2012.
5201	- Suspension of trading as of 02/04/2019.
5205	- Suspension of trading as of 02/05/2019.
5206	- Suspension of trading as of 02/05/2019.
5207	- Transfer to the Surveillance Category as from 13/05/2019.

Securities Blocks Details

Securities	Block Volume	Price	Block Trade Value	Time of approval	Note
JUMBO SA (CR)	55,308	16.50	912,582.00	13:30:29	20
EUROBANK ERGASIAS (CR)	500,000	0.812	405,750.00	16:00:50	20
ATHENS MEDICAL CENTER SA (CR)	155	1.92	297.60	16:33:21	18

Blocks Notes

- 9 - Method 6-1 / Special Fees
- 10 - Method 6-1 / Special Fees, SDS
- 14 - Method 6-3 / Settlement, Incomplete Buy and Sell
- 18 - Method 6-2 / SPOT 1
- 19 - Method 6-2 / SPOT 2
- 20 - Method 6-1 and Method 6-1 Same Day Settlement
- 21 - Other Pre-agreed

Shares Rights Details

Occured date	Exercise from	Exercise until	Trading until	Rights	Price min	Price max	Closing price	Last Bid	Last Ask	Volume	Trades	Transactions Value
--------------	---------------	----------------	---------------	---------------	-----------	-----------	---------------	----------	----------	--------	--------	--------------------

No Rights Transactions.

Securities Forced Sales

Securities	Category of Security	Transaction s Volume	Number of Trades	Transactions Value	Note
------------	----------------------	-------------------------	---------------------	-----------------------	------

No Forced Transactions.

Forced Sales Notes

- 1 - Normal Forced Sale.
- 2 - Forced Sales of Fixed Registered Shares.
- 3 - Forced Sales of Remaining Stock Fractions.

Forced Sales Registered Shares

Securities	Start Date	End Date	Initial Volume	Remaining Volume	Date	Avg price (day)	Avg price (period)	Number of Trades	Transactions Volume	Transactions Value
------------	------------	----------	----------------	------------------	------	-----------------	--------------------	------------------	---------------------	--------------------

No Fixed Registered Shares Forced Sales.

Forced Sales Notes

According to Decision 1/380/04.05.2008 of the Hellenic Republic Capital Market Commission, the certificated registered shares that have not been deposited to the issuer for dematerialisation, will be auctioned in the Athens Exchange by the supervising issuer. Forced sales procedure is held according to Article 99A of the Athens Exchange Rulebook. The average price of the period is calculated by dividing the Total transactions value by the Total volume and includes all the transactions made until the current date.

Exchange Traded Funds (ETFs) Characteristics

	Transactions Date (T)	Creation / Redemption	Units (T-1)	New Units (T-1)	Redemption Units (T-1)	Units (T) [1]	Fund Assets [2]	Net Unit Price	Dividend per	Dividend Date
ALPHA ETF FTSE Athex Large Cap	06/06/2019	5,000	642,382	---	---	642,382	13,469,630.00	20.9683	0.43	30/06/2018

ETFs Notes

[1] - Units (T) = Units (T-1) + New Units (T-1) - Redemption Units (T-1)

[2] - The Creation / Redemption Units of T-1 are included.

Convertible Corporate Bonds - Regulated Market

Num Listed Bonds	Nominal price	Issue price	Today's Rate	Exp. Date	Duration (years)	Note	Coupon		Trading	Corporate Bonds	Price min	Price max	Closing price	Previous closing price/date	Volume	Transactions Value	Last order			Year min	Year max
							Common	Preferred									Price	Buy / Sell	Date		
171,268,704	0.30	0.30	1.00	11/10/2025	9	---	11	---	1	FORTHNET S.A. (Convertible)	---	---	---	---	---	---	1.0000	B	11/04/2019	100.0000	100.0000

Corporate Bonds Notes

Transactions Volume = (Pieces) * (Nominal Price). Transactions Value = (Pieces) * (Nominal Price) * (price %) + (Accrued interest).

The price of a Bond is stated as a percentage (%) of Bond's Nominal Price.

Nominal Price in Euros (€), except if it is noted differently.

Non Convertible Corporate Bonds - Regulated Market

Num Listed Bonds	Nominal price	Issue price	Today's Rate	Exp. Date	Duration (years)	Note	Coupon		Trading	Corporate Bonds	Accrued Int.	Yield.T.Mat	Price min	Price max	Closing price	Previous closing price/date	Volume	Transactions Value	Last order			ear min	Year max
							Common	Preferred											Price	Buy / Sell	Date		
25,000	1,000.00	1,000.00	4.95	26/06/2023	5	---	2	---	1	B&F COMM. & GARM. INDUS. S.A. (Non Convertible)	22.6875	5.5820	97.0000	97.0000	97.0000	96.6730 05/06/2019	10,000	9,926.88	96.6000	B	36/06/2019	93.0000	98.5000
90,000	1,000.00	1,000.00	3.00	11/05/2023	5	---	3	---	1	CORAL A.E. (Non Convertible)	2.3333	2.1150	102.6000	103.0000	103.0000	103.4990 05/06/2019	120,000	123,826.00	102.7000	B	36/06/2019	100.2726	103.5000
120,000	1,000.00	1,000.00	3.95	04/04/2025	7	---	3	---	1	GEK TERNA S.A. (Non Convertible)	7.3514	3.1490	103.0000	103.3000	103.2561	103.3500 05/06/2019	82,000	85,272.81	103.0000	B	36/06/2019	99.0000	103.5000
60,000	1,000.00	1,000.00	3.85	21/07/2022	5	---	4	---	1	TERNA ENERGY FINANCE S.A. (Non Convertible)	14.9722	3.1580	101.1000	101.5000	101.3286	101.2510 05/06/2019	200,000	205,651.63	101.2500	B	36/06/2019	100.5200	104.5500
300,000	1,000.00	1,000.00	3.10	27/06/2022	5	---	4	---	1	MYTILINEOS HOLDINGS S.A. (Non Convertible)	14.2083	2.0780	102.6000	102.6100	102.6100	102.7870 05/06/2019	35,000	36,408.99	102.6100	B	36/06/2019	100.5818	103.4000
50,000	1,000.00	1,000.00	4.35	20/06/2022	5	---	4	---	1	SYSTEMS SUNLIGHT S.A. (Non Convertible)	20.7833	2.9870	103.1200	103.8500	103.1200	104.3430 05/06/2019	52,000	54,905.63	103.1200	B	36/06/2019	99.4118	104.5000
200,000	1,000.00	1,000.00	3.50	21/03/2022	5	---	5	---	1	O.P.A.P. S.A. (Non Convertible)	7.8750	2.2540	102.7700	103.0000	102.8443	103.0000 05/06/2019	620,000	642,517.00	102.7700	B	36/06/2019	101.6500	103.5200
40,000,000	1.00	1.00	5.00	04/10/2021	5	---	11	---	1	HOUSEMARKET S.A. (Non Convertible)	0.0093	2.4340	105.0000	105.0000	105.0000	105.3640 05/06/2019	38,000	40,253.63	105.0000	B	36/06/2019	101.9500	105.5000
200,000	1,000.00	1,000.00	3.60	12/03/2026	7	---	1	---	1	AEGEAN AIRLINES S.A. (Non Convertible)	9.0000	2.9650	103.3600	103.7000	103.4760	103.3000 05/06/2019	46,000	48,012.95	103.3100	B	36/06/2019	100.3628	103.7000

Corporate Bonds Notes

Transactions Volume = (Pieces) * (Nominal Price). Transactions Value = (Pieces) * (Nominal Price) * (price %) + (Accrued interest).

The price of a Bond is stated as a percentage (%) of Bond's Nominal Price.

Nominal Price in Euros (€), except if it is noted differently.

Government Bonds

Number Listed Bonds	Nominal price	Today's Rate	Accrued Interest Calc	Exp. Date [1]	Duration (years)	Note	Coupons Date	Curr. coupon value	Trading Unit	Government Bonds	Price min	Price max	Closing price	Previous closing price/date	Volume	Transactions Value	Price	Last order Buy / Sell	Date
3,000,000	1,000.00	4.38	Actual/Actual	01/08/2022	5	---	01/08	4.38	1	GGB-FXD-010822-05Y-4.375-1.000	---	---	---	---	---	---	1.0000	B	28/11/2018
2,500,000	1,000.00	3.45	Actual/Actual	02/04/2024	5	---	02/04	3.45	1	GGB-FXD-020424-05Y-3.450-1.000	---	---	---	---	---	---	---	---	---
4,355,990,324	1.00	3.50	Actual/Actual	30/01/2023	5	---	01/02 - 31/01	3.50	1	GGB-FXD-300123-05Y-3.500-1.000	---	---	---	94.5720 13/07/2018	---	---	1.0000	B	28/11/2018
5,962,747,327	1.00	3.75	Actual/Actual	30/01/2028	10	---	/02 - 01/02 - 31/	3.75	1	GGB-FXD-300128-10Y-3.750-1.000	---	---	---	85.4610 13/07/2018	---	---	1.0000	B	28/11/2018
6,091,218,404	1.00	3.90	Actual/Actual	30/01/2033	15	---	/02 - 01/02 - 31/	3.90	1	GGB-FXD-300133-15Y-3.900-1.000	---	---	---	78.6730 13/07/2018	---	---	1.0000	B	28/11/2018
4,805,399,486	1.00	4.00	Actual/Actual	30/01/2037	19	---	/02 - 01/02 - 31/	4.00	1	GGB-FXD-300137-19Y-4.000-1.000	---	---	---	77.0370 13/07/2018	---	---	1.0000	B	28/11/2018
4,603,713,186	1.00	4.20	Actual/Actual	30/01/2042	24	---	/02 - 01/02 - 31/	4.20	1	GGB-FXD-300142-24Y-4.200-1.000	---	---	---	77.7640 13/07/2018	---	---	1.0000	B	28/11/2018
550,418,123	1.00	3.00	Actual/Actual	24/02/2023	11	---	24/02	3.00	1	GGB-FXD-240223-11Y-2.000-1.000	---	---	---	10.0000 22/06/2015	---	---	---	---	---
445,007,576	1.00	3.00	Actual/Actual	24/02/2024	12	---	24/02	3.00	1	GGB-FXD-240224-12Y-2.000-1.000	---	---	---	10.0000 22/06/2015	---	---	---	---	---
423,674,226	1.00	3.00	Actual/Actual	24/02/2025	13	---	24/02	3.00	1	GGB-FXD-240225-13Y-2.000-1.000	---	---	---	10.0000 22/06/2015	---	---	---	---	---
212,292,153	1.00	3.00	Actual/Actual	24/02/2026	14	---	24/02	3.00	1	GGB-FXD-240226-14Y-2.000-1.000	---	---	---	10.0000 22/06/2015	---	---	---	---	---
160,621,352	1.00	3.00	Actual/Actual	24/02/2027	15	---	24/02	3.00	1	GGB-FXD-240227-15Y-2.000-1.000	---	---	---	10.0000 22/06/2015	---	---	---	---	---
183,244,055	1.00	3.00	Actual/Actual	24/02/2028	16	---	24/02	3.00	1	GGB-FXD-240228-16Y-2.000-1.000	---	---	---	10.0000 22/06/2015	---	---	---	---	---
164,802,894	1.00	3.00	Actual/Actual	24/02/2029	17	---	24/02	3.00	1	GGB-FXD-240229-17Y-2.000-1.000	---	---	---	10.0000 22/06/2015	---	---	---	---	---
165,460,943	1.00	3.00	Actual/Actual	24/02/2030	18	---	24/02	3.00	1	GGB-FXD-240230-18Y-2.000-1.000	---	---	---	10.0000 22/06/2015	---	---	---	---	---
129,007,241	1.00	3.00	Actual/Actual	24/02/2031	19	---	24/02	3.00	1	GGB-FXD-240231-19Y-2.000-1.000	---	---	---	10.0000 22/06/2015	---	---	---	---	---
126,192,683	1.00	3.00	Actual/Actual	24/02/2032	20	---	24/02	3.00	1	GGB-FXD-240232-20Y-2.000-1.000	---	---	---	10.0000 22/06/2015	---	---	---	---	---
146,905,168	1.00	3.00	Actual/Actual	24/02/2033	21	---	24/02	3.00	1	GGB-FXD-240233-21Y-2.000-1.000	---	---	---	10.0000 22/06/2015	---	---	---	---	---
154,475,606	1.00	3.00	Actual/Actual	24/02/2034	22	---	24/02	3.00	1	GGB-FXD-240234-22Y-2.000-1.000	---	---	---	10.0000 22/06/2015	---	---	---	---	---
144,429,441	1.00	3.00	Actual/Actual	24/02/2035	23	---	24/02	3.00	1	GGB-FXD-240235-23Y-2.000-1.000	---	---	---	10.0000 22/06/2015	---	---	---	---	---
166,211,676	1.00	3.00	Actual/Actual	24/02/2036	24	---	24/02	3.00	1	GGB-FXD-240236-24Y-2.000-1.000	---	---	---	10.0000 22/06/2015	---	---	---	---	---
145,461,669	1.00	3.00	Actual/Actual	24/02/2037	25	---	24/02	3.00	1	GGB-FXD-240237-25Y-2.000-1.000	---	---	---	10.0000 22/06/2015	---	---	---	---	---
146,941,087	1.00	3.00	Actual/Actual	24/02/2038	26	---	24/02	3.00	1	GGB-FXD-240238-26Y-2.000-1.000	---	---	---	10.0000 22/06/2015	---	---	---	---	---
135,115,612	1.00	3.00	Actual/Actual	24/02/2039	27	---	24/02	3.00	1	GGB-FXD-240239-27Y-2.000-1.000	---	---	---	10.0000 22/06/2015	---	---	---	---	---
141,909,637	1.00	3.00	Actual/Actual	24/02/2040	28	---	24/02	3.00	1	GGB-FXD-240240-28Y-2.000-1.000	---	---	---	10.0000 22/06/2015	---	---	---	---	---
136,788,720	1.00	3.00	Actual/Actual	24/02/2041	29	---	24/02	3.00	1	GGB-FXD-240241-29Y-2.000-1.000	---	---	---	10.0000 22/06/2015	---	---	---	---	---
163,643,410	1.00	3.00	Actual/Actual	24/02/2042	30	---	24/02	3.00	1	GGB-FXD-240242-30Y-2.000-1.000	---	---	---	10.0000 22/06/2015	---	---	---	---	---
742,153	1,000.00	0.40	FLR Actual/360	10/08/2019	5	---	10/02 - 10/08	---	1	GGB-FLT-100819-05Y-0.934-1.000	---	---	---	---	---	---	50.0001	B	12/12/2017
2,500,000	1,000.00	3.88	Actual/Actual	12/03/2029	10	---	12/03	3.88	1	GGB-FXD-120329-10Y-3.875-1.000	---	---	---	---	---	---	---	---	---
3,000,000	1,000.00	3.38	Actual/Actual	15/02/2025	7	---	15/02	3.38	1	GGB-FXD-150225-07Y-3.375-1.000	---	---	---	---	---	---	---	---	---
250,250	1,000.00	2.90	Actual/Actual	20/03/2023	4	---	20/03	2.90	1	GGB-FXD-200323-04Y-2.900-1.000	---	---	---	---	---	---	---	---	---
964,000	1,000.00	3.25	Actual/Actual	20/03/2025	6	---	20/03	3.25	1	GGB-FXD-200325-06Y-3.250-1.000	---	---	---	---	---	---	---	---	---
2,100,000	1,000.00	3.55	Actual/Actual	20/03/2026	7	---	20/03	3.55	1	GGB-FXD-200326-07Y-3.550-1.000	---	---	---	---	---	---	---	---	---

Government Bonds Notes

Transactions Volume = (Pieces) * (Nominal Price). Transactions Value = (Pieces) * (Nominal Price) * (price %) + (Accrued interest).

The Value of current coupon for the issues with NV 0.01 euro refers to NV 100 euros

FLR: Floating Interest Rate.

[1] - The Expiration Date of the interest bearing period and the Date for coupon payment.

Treasury Bills & Zero Coupon Government Bonds

Issue Date	13-Week Maturity									26-Week Maturity									52-Week Maturity								
	Exp. Date	Initial Rate	Num Listed Bonds	Nominal price	Issue price	Last Trade Price	Last Trade Date	Volume Traded	Note	Exp. Date	Initial Rate	Num Listed Bonds	Nominal price	Issue price	Last Trade Price	Last Trade Date	Volume Traded	Note	Exp. Date	Initial Rate	Num Listed Bonds	Nominal price	Issue price	Last Trade Price	Last Trade Date	Volume Traded	Note
15/06/2018	---	---	---	---	---	---	---	---	---	---	---	---	---	---	---	---	---	---	14/06/2019	1.09	1,000,000	1,000.00	989.10	---	---	---	---
14/09/2018	---	---	---	---	---	---	---	---	---	---	---	---	---	---	---	---	---	---	13/09/2019	1.09	1,000,000	1,000.00	989.10	---	---	---	---
14/12/2018	---	---	---	---	---	---	---	---	---	---	---	---	---	---	---	---	---	---	13/12/2019	1.09	1,000,000	1,000.00	989.10	---	---	---	---
15/03/2019	---	---	---	---	---	---	---	---	---	---	---	---	---	---	---	---	---	---	13/03/2020	0.95	1,000,000	1,000.00	990.50	---	---	---	---

Bonds in Circulation	Currency / Min nominal traded Value	Coupons Payment Date	Current Coupon Value	Note	Coupon	Trading Unit	Issue Date	Duration (years)	Today's Interest	A.I.C in days	Bonds	Last price of previous days		Last Outcry in Cash (euro)		Trades in Pieces	Life min	Life Max	
												Price	Buy / Sell	Price	Buy / Sell				
Corporate Bonds in Foreign Currency and Euro																			
103,746	GBP / 10	01/12	0.25	---	60	1	01/12/1930	98	2.5	360	National Mortgage Bank	2.27	05/02/1996	2.27	S	05/02/1996	---	2.27	2.27
0	GBP / 10	01/12	0.25	---	62	1	01/12/1928	100	2.5	360	National Mortgage Bank	---	---	---	---	---	---	---	---

Government Bonds Notes

A.I.C: Accrued Interest Calculation base.

FLR: Floating Interest Rate.

The minimum tradeable Nominal Value for all Demeterialised Government Titles is 100 Euros.

(μτφρ-0)

Athex & ATHEXClear Members List

Member Name	Stock Market			Derivatives Market		ATHEXClear Member				
	Address	Phone	Fax	Market Member	Remote Member	Market Maker	Proprietary	Market Maker	General Clearing	Direct Clearing
A. SARRIS SECURITIES S.A.				a						
6, DRAGATSANIOU ATHINA	+30 2103367700	210-3312324								
ALPHA BANK A.E.									a	
40, STADIOU STR ATHINA	(210)-3260000 (210)-3265546	(210)-3264116 (210)-3265811								
103, AVE. ATHINON ATHINA	+30 2103436820	210-3436270								
ALPHA FINANCE INVESTMENT SERVICES S.A.				a		a	a	a		a
5, MERLIN ATHINA	+30 2103677400	210-3331193								
ARGUS STOCKBROKERS LTD				a	a		a			
25, DIMOSTHENI SEVERI AVE NICOSIA	+357 22717000	0035722717070								
ATLANTIC SECURITIES LIMITED				a	a					
37, PRODROMOU NICOSIA	+357 22445400	00357 22661914								
AXON SECURITIES S.A.				a			a			
48, STADIOU ATHINA	+30 2103363800	210-3243903								
BETA SECURITIES S.A.				a		a	a			a
29, ALEXANDRAS AVEN. & VRAILA ATHINA	+30 2106478900	210-6410139								
BNP PARIBAS SECURITIES SERVICES									a	
2, LAMPSAKOU ATHINA	+30 2107468500	210-7468579-581								
CAPITAL SECURITIES S.A.				a			a			
58, MITROPOLEOS ATHINA	+30 2103369700	+30 210 3369820								
CFS SECURITIES-INVESTMENT SERVICES S.A.				a						
3, PAPARRIGOPOULOU ATHINA	+30 2103360800	+30 210-3360980								
CITIGROUP GLOBAL MARKET LTD				a	a					
1, CITIGROUP CENTER, CANADA SQ., CANARY WHARF LONDON	+44 02079864000									
CITIGROUP GLOBAL MARKETS EUROPE AG				a	a					
16, REUTERWEG FRANKFURT										
CREDIT SUISSE SECURITIES (EUROPE) LIMITED				a	a					
1, CABOT SQUARE LONDON	+44 2078888888									
CYCLOS SECURITIES S.A.				a			a			a
39, PANEPISTIMIOU ATHINA	+30 2103364300	+30 210-3239122								
DEUTSCHE BANK S.A.				a	a		a			
1, GREAT WINCHESTER STREET LONDON	+44 20 754 54209	00441133361437								
DYNAMIC SECURITIES S.A.				a			a			a
, SYGROU AVENUE 223 & TRALLEON 2 NEA SMYRNI	+30 2103677700	210-3677777								
EUROBANK EQUITIES INVESTMENT FIRM S.A				a		a	a	a		a
, FILELLINON 10 & XENOFONTOS 13 ATHINA	+30 2103720000	210-3720001								
EUROBANK ERGASIAS S.A.									a	
8, OTHONOS STR. ATHINA	(210)-3337969	(210)-3245916								
8, OTHONOS ATHINA	+30 2103337000	210-3245916								
8, OTHONOS STR. ATHINA	(210)-3337000	(210)-3233866								
EUROCORP INVESTMENT SERVICES S.A.				a			a			a
14, FILIKIS ETERIAS SQ, ATHINA	+30 2107263500	2107263666								
EUROTRUST INVESTMENT FIRM SA				a						
113, SEVASTOUPOLEOS ATHINA	+30 2103363100	+30 210-3238334								
EUROXX SECURITIES S.A.				a		a	a	a		a
7, PALAIOLOGOU CHALANDRI	(210)-6879400	(210)-6879401								
7, PALEOLOGOU CHALANDRI	+30 2106879400	210-6879401								
G. A. PERVANAS SECURITIES-INVESTMENT SERVICES CO S.A.				a						
7-9, SOFOKLEOUS ATHINA	+30 2103727200	210-3210-291								
GLOBAL CAPITAL SECURITIES AND FINANCIAL SERVICES LTD				a	a					
50, AVE. ARCHIEPISKOPOU MAKARIOU NICOSIA	+357 22710710	357 22339332								
HELLENIC BANK (INVESTMENTS) LTD					a					
, AVE.KYRIAKOU MATSI 31 - PO BOX 24747 NICOSIA	+357 22500100	357 22500110								
HELLENIC-AMERICAN SECURITIES S.A.				a		a	a			a
27, ANDREA PAPANDEOU ATHINA	+30 2103311100	+30 210-3215968								
HSBC FRANCE									a	
109-111, AVE. MESOGION ATHINA	+30 2106960000	210-6929336								
INDEX SECURITIES S.A.				a						
6, DRAGATSANIOU ATHINA	+30 2103213920	+30 210-3213216								
INVESTMENT BANK OF GREECE S.A.				a		a	a	a	a	
32, EGIALIAS & PARADISOU MAROUSI	+30 2108173111	+30 210-6896325								
J. CHR. MAVRIKIS SECURITIES S.A.				a						
5, SOFOKLEOUS ATHINA	+30 2103216730	210-3217767								

Athex & ATHEXClear Members List

Member Name				Stock Market			Derivatives Market		ATHEXClear Member	
	Address	Phone	Fax	Market Member	Remote Member	Market Maker	Proprietary	Market Maker	General Clearing	Direct Clearing
KAPPA SECURITIES S.A.				a			a			
15, VALAORITOU ATHINA	+30 2103678600	+30 210-3641002								
KARAMANOF SECURITIES AND INVESTMENT SERVICES S.A.				a			a			
2, SQ. AGION THEODORON ATHINA	+30 2103212947	+30 210-3217088								
LAIKI FINANCIAL SERVICES LTD					a					
26, AVE. VYRONOS NICOSIA	357 22367367	357 22718567								
LEON DEPOLAS SECURITIES S.A.				a		a	a			
1, CHRISTOU LADA ATHINA	+30 2103213276	+30 210-3211618								
MEGA EQUITY SECURITIES & FINANCIAL SERVICES PUBLIC LTD				a	a		a			
42-44, AVE. GRIVA DIGENI NICOSIA	+357 22711711	357 22711811								
MERIT SECURITIES S.A.				a		a	a			a
5, SOFOKLEOUS ATHINA	+30 2141008800	210-3671830								
MERRILL LYNCH INTERNATIONAL				a	a					
2, KING EDWARD STREET LONDON	+44 20276281000									
N. CHRYSOCHOIDIS STOCK BROKERAGE I.S.S.A.				a			a			a
7-9, SOFOKLEOUS ATHINA	+30 2103213913	+30 210-3216115								
NATIONAL BANK OF GREECE S.A.				a		a	a		a	
68, AKADIMIAS STR. ATHINA	(210)-3328817	(210)-3328678								
86, AIOLOU STR. ATHINA	(210)-3341000	(210)-3228187								
NATIONAL SECURITIES S.A.				a		a	a	a		
66, KIFISIAS AVE, BUILDING A ATHINA	+30 2107720000	+30 210-7720002								
NUNTIUS BROKERAGE AND INVESTMENT SERVICES S.A.				a						
6, DRAGATSANIOU ATHINA	+30 2103350599	+30210-3254846								
ONE PLUS CAPITAL LIMITED				a	a					
, 75 PRODOMOU AVENUE, ONEWORLD PARKVIEW HOUSE, 3RD FLOOR	+357 22873760									
PANTELAKIS SECURITIES S.A.				a		a	a	a		
57, ETHNIKIS ANTISTASIS B CHALANDRI	+30 2106965000	210-6929550								
PEGASUS SECURITIES S.A.				a			a			
17, VALAORITOU & AMERIKIS ATHINA	+30 2103670700	+30 210-3670760								
PIRAEUS BANK S.A.				a			a		a	
4, AMERIKIS ATHINA	+30 2103335000	210-3335079								
4, AMERIKIS STR. ATHINA	(210)-3335000	(210)-3335079								
4, AMERIKIS STR ATHINA	(210)-3335918	(210)-3254207								
PIRAEUS SECURITIES S.A.				a		a	a	a		a
10, STADIU ATHINA	+30 2103354100	210-3354170								
PRELIUM INVESTMENT SERVICES S.A.				a			a			
342, KIFISIAS ATHINA	+30 2103677044	+30 210-6926403								
PROCHOICE SECURITIES LTD				a	a					
57, SPYROU KYPRIANOY NICOSIA	+357-24-661192	+357-24-662464								
SHARELINK SECURITIES-FINANCIAL SERVICES LTD				a	a		a			
6, THEOTOKI MEGARO ELLINA NICOSIA	+357 22554200	+357 22750852								
SOCIETE GENERALE S.A.				a	a		a			
, 17 COURS VALMY 92987 PUTEAUX - LA DEFENSE PARIS	+33 157290504	+33142138697								
SOLIDUS SECURITIES S.A.				a			a			a
64, LOUIZIS RIANCOUR ATHINA	+30 2106900600	210-6985421								
ST. EM. LAVRENTAKIS SECURITIES S.A.				a			a			
7-9, SOFOKLEOUS ATHINA	+30 2103213336	+30 210-3246572								
THE CYPRUS INVESTMENT & SECURITIES CORPORATION LTD				a	a					
154, LIMASSOL AVENUE, STROVOLOS NICOSIA	+357 22121700	357 22338800								
UBS LIMITED					a					
1, FINSBURY AVENUE LONDON	+44 2075687135									

List of Stocks under Market Making operations

Securities	Market Maker	Start Market Making	Stock Category
ADMIE (IPTO) HOLDING S.A. (CR)	PIRAEUS SECURITIES S.A.	29/06/2017	Main Market
ALPHA BANK (CR)	ALPHA FINANCE INVESTMENT SERVICES S.A.	29/02/2016	Main Market
	EUROBANK EQUITIES INVESTMENT FIRM S.A	24/10/2012	
	HELLENIC-AMERICAN SECURITIES S.A.	06/02/2019	
	LEON DEPOLAS SECURITIES S.A.	04/01/2016	
	MERIT SECURITIES S.A	03/09/2013	
	NATIONAL SECURITIES S.A	15/01/2013	
	PIRAEUS SECURITIES S.A.	28/05/2013	
ALUMIL (CR)	BETA SECURITIES S.A.	18/07/2013	Main Market
AS COMPANY SA (CR)	EUROBANK EQUITIES INVESTMENT FIRM S.A	01/04/2019	Main Market
ATTICA BANK S.A. (CR)	BETA SECURITIES S.A.	02/06/2014	Main Market
	EUROXX SECURITIES S.A.	22/01/2016	
	PIRAEUS SECURITIES S.A.	20/09/2017	
ATTICA HOLDINGS (CR)	HELLENIC-AMERICAN SECURITIES S.A.	28/12/2017	Main Market
AUTOHELLAS SA (CR)	EUROXX SECURITIES S.A.	02/07/2018	Main Market
AVAX S.A. (CR)	EUROBANK EQUITIES INVESTMENT FIRM S.A	14/12/2015	Main Market
BYTE COMPUTER SA (CR)	MERIT SECURITIES S.A	04/08/2013	Main Market
CC HBC AG (CR)	EUROBANK EQUITIES INVESTMENT FIRM S.A	23/10/2013	Main Market
	NATIONAL SECURITIES S.A	29/04/2013	
	PIRAEUS SECURITIES S.A.	04/05/2015	
CENERGY HOLDINGS (CB)	ALPHA FINANCE INVESTMENT SERVICES S.A.	02/01/2017	Main Market
	EUROBANK EQUITIES INVESTMENT FIRM S.A	02/01/2017	
CNL CAPITAL (CR)	MERIT SECURITIES S.A	01/10/2018	Main Market
EKTER SA (CR)	EUROBANK EQUITIES INVESTMENT FIRM S.A	16/10/2017	Main Market
	LEON DEPOLAS SECURITIES S.A.	21/05/2018	
ELASTRON (CR)	LEON DEPOLAS SECURITIES S.A.	20/02/2017	Main Market
ELLAKTOR (CR)	ALPHA FINANCE INVESTMENT SERVICES S.A.	14/03/2019	Main Market
	EUROBANK EQUITIES INVESTMENT FIRM S.A	01/06/2013	
	EUROXX SECURITIES S.A.	24/09/2018	
	HELLENIC-AMERICAN SECURITIES S.A.	14/01/2019	
	NATIONAL SECURITIES S.A	25/06/2013	
	PIRAEUS SECURITIES S.A.	22/10/2018	
ELTON SA (CR)	BETA SECURITIES S.A.	03/09/2013	Main Market
	LEON DEPOLAS SECURITIES S.A.	01/04/2019	
ELVALHALCOR (CB)	ALPHA FINANCE INVESTMENT SERVICES S.A.	07/05/2018	Main Market
	EUROBANK EQUITIES INVESTMENT FIRM S.A	07/05/2018	
EUROBANK ERGASIAS (CR)	ALPHA FINANCE INVESTMENT SERVICES S.A.	08/01/2013	Main Market
	EUROBANK EQUITIES INVESTMENT FIRM S.A	01/06/2013	
	HELLENIC-AMERICAN SECURITIES S.A.	25/07/2014	
	MERIT SECURITIES S.A	06/11/2017	
	NATIONAL SECURITIES S.A	01/01/2017	
	PIRAEUS SECURITIES S.A.	28/09/2013	
FOURLIS (CR)	EUROBANK EQUITIES INVESTMENT FIRM S.A	01/12/2016	Main Market
	EUROXX SECURITIES S.A.	01/12/2016	
	PIRAEUS SECURITIES S.A.	06/03/2017	
GEK TERNA (CR)	HELLENIC-AMERICAN SECURITIES S.A.	07/09/2015	Main Market

List of Stocks under Market Making operations

Securities	Stock Category
Market Maker	Start Market Making
GR. SARANTIS S.A. (CR)	Main Market
ALPHA FINANCE INVESTMENT SERVICES S.A.	19/06/2018
BETA SECURITIES S.A.	14/05/2013
EUROBANK EQUITIES INVESTMENT FIRM S.A.	24/10/2016
HELLENIC EXCHANGES-A.S.E. (CR)	Main Market
NATIONAL SECURITIES S.A.	25/06/2013
PIRAEUS SECURITIES S.A.	04/05/2015
HELLENIC PETROLEUM (CR)	Main Market
HELLENIC-AMERICAN SECURITIES S.A.	14/09/2015
PIRAEUS SECURITIES S.A.	20/03/2017
IKTINOS HELLAS SA (CR)	Main Market
ALPHA FINANCE INVESTMENT SERVICES S.A.	01/04/2019
EUROBANK EQUITIES INVESTMENT FIRM S.A.	25/02/2019
INTERCONTINENTAL (CR)	Main Market
LEON DEPOLAS SECURITIES S.A.	03/06/2019
INTRACOM CONSTR. (CR)	Main Market
MERIT SECURITIES S.A.	05/06/2018
INTRACOM HOLDINGS (CR)	Main Market
ALPHA FINANCE INVESTMENT SERVICES S.A.	03/08/2018
LEON DEPOLAS SECURITIES S.A.	08/10/2018
INTRALOT (CR)	Main Market
ALPHA FINANCE INVESTMENT SERVICES S.A.	03/07/2017
BETA SECURITIES S.A.	10/04/2017
EUROBANK EQUITIES INVESTMENT FIRM S.A.	18/12/2017
EUROXX SECURITIES S.A.	12/06/2017
HELLENIC-AMERICAN SECURITIES S.A.	30/05/2018
PANTELAKIS SECURITIES S.A.	07/05/2018
PIRAEUS SECURITIES S.A.	28/09/2013
JUMBO SA (CR)	Main Market
MERIT SECURITIES S.A.	06/11/2017
PIRAEUS SECURITIES S.A.	06/03/2017
KLOUKINAS - LAPPAS SA (CR)	Main Market
BETA SECURITIES S.A.	22/09/2014
KRI-KRI S.A. (CR)	Main Market
EUROBANK EQUITIES INVESTMENT FIRM S.A.	07/05/2018
LEON DEPOLAS SECURITIES S.A.	16/01/2017
LAMDA DEVELOPMENT SA (CR)	Main Market
EUROBANK EQUITIES INVESTMENT FIRM S.A.	08/12/2014
PANTELAKIS SECURITIES S.A.	06/11/2017
PIRAEUS SECURITIES S.A.	29/06/2017
LAMPSA HOTEL SA (CR)	Main Market
LEON DEPOLAS SECURITIES S.A.	16/01/2017
MARFIN INVESTMENT GROUP (CR)	Main Market
PIRAEUS SECURITIES S.A.	02/02/2013
MLS MULTIMEDIA SA (CR)	Main Market
HELLENIC-AMERICAN SECURITIES S.A.	07/12/2015
MOTOR OIL (CR)	Main Market
HELLENIC-AMERICAN SECURITIES S.A.	01/09/2014
LEON DEPOLAS SECURITIES S.A.	01/04/2019
MERIT SECURITIES S.A.	25/02/2019
NATIONAL SECURITIES S.A.	17/02/2014
PIRAEUS SECURITIES S.A.	04/05/2015
MYTILINEOS HOLDINGS (CR)	Main Market
ALPHA FINANCE INVESTMENT SERVICES S.A.	15/04/2019
EUROBANK EQUITIES INVESTMENT FIRM S.A.	20/09/2017
MERIT SECURITIES S.A.	25/02/2019
NATIONAL SECURITIES S.A.	25/06/2013
PIRAEUS SECURITIES S.A.	04/05/2015
NATIONAL BANK (CR)	Main Market
ALPHA FINANCE INVESTMENT SERVICES S.A.	08/01/2013
EUROBANK EQUITIES INVESTMENT FIRM S.A.	24/10/2012
HELLENIC-AMERICAN SECURITIES S.A.	25/07/2014
LEON DEPOLAS SECURITIES S.A.	20/04/2015
MERIT SECURITIES S.A.	03/09/2013
NATIONAL SECURITIES S.A.	28/02/2013
PIRAEUS SECURITIES S.A.	08/09/2013

List of Stocks under Market Making operations

Securities	Market Maker	Start Market Making	Stock Category
OPAP (CR)			Main Market
	ALPHA FINANCE INVESTMENT SERVICES S.A.	08/01/2013	
	EUROBANK EQUITIES INVESTMENT FIRM S.A	24/10/2012	
	HELLENIC-AMERICAN SECURITIES S.A.	25/07/2014	
	MERIT SECURITIES S.A	20/03/2017	
	NATIONAL SECURITIES S.A	15/01/2013	
	PIRAEUS SECURITIES S.A.	04/05/2015	
OTE (CR)			Main Market
	ALPHA FINANCE INVESTMENT SERVICES S.A.	08/01/2013	
	EUROBANK EQUITIES INVESTMENT FIRM S.A	24/10/2012	
	HELLENIC-AMERICAN SECURITIES S.A.	25/07/2014	
	LEON DEPOLAS SECURITIES S.A.	01/04/2019	
	MERIT SECURITIES S.A	20/03/2017	
	NATIONAL SECURITIES S.A	01/12/2012	
	PIRAEUS SECURITIES S.A.	08/09/2013	
P.P.A. S.A. (CR)			Main Market
	EUROBANK EQUITIES INVESTMENT FIRM S.A	06/02/2019	
PAPOUTSANIS (CR)			Main Market
	ALPHA FINANCE INVESTMENT SERVICES S.A.	19/11/2018	
	BETA SECURITIES S.A.	25/11/2013	
PETROPOULOS PETROS (CR)			Main Market
	BETA SECURITIES S.A.	28/05/2013	
	EUROBANK EQUITIES INVESTMENT FIRM S.A	01/04/2019	
PIRAEUS BANK (CR)			Main Market
	ALPHA FINANCE INVESTMENT SERVICES S.A.	15/04/2019	
	EUROBANK EQUITIES INVESTMENT FIRM S.A	23/10/2012	
	EUROXX SECURITIES S.A.	15/02/2016	
	HELLENIC-AMERICAN SECURITIES S.A.	14/01/2019	
	MERIT SECURITIES S.A	16/09/2013	
	NATIONAL SECURITIES S.A	02/06/2013	
	PIRAEUS SECURITIES S.A.	16/02/2013	
PLAISIO COMPUTERS SA (CR)			Main Market
	BETA SECURITIES S.A.	05/05/2014	
	EUROBANK EQUITIES INVESTMENT FIRM S.A	02/03/2015	
PPC (CR)			Main Market
	ALPHA FINANCE INVESTMENT SERVICES S.A.	23/07/2018	
	ALPHA FINANCE INVESTMENT SERVICES S.A.	08/01/2013	
	EUROBANK EQUITIES INVESTMENT FIRM S.A	23/10/2012	
	MERIT SECURITIES S.A	06/11/2017	
	NATIONAL SECURITIES S.A	26/03/2013	
	PIRAEUS SECURITIES S.A.	28/09/2013	
QUALITY & RELIABILITY SA (CR)			Main Market
	BETA SECURITIES S.A.	20/08/2014	
QUEST HOLDINGS (CR)			Main Market
	BETA SECURITIES S.A.	26/03/2018	
	EUROBANK EQUITIES INVESTMENT FIRM S.A	28/01/2019	
S.KANAKIS SA (CR)			Main Market
	BETA SECURITIES S.A.	01/10/2013	
THRACE PLASTICS SA (CR)			Main Market
	ALPHA FINANCE INVESTMENT SERVICES S.A.	26/03/2018	
	EUROBANK EQUITIES INVESTMENT FIRM S.A	26/03/2018	
TITAN CEMENT (CR)			Main Market
	EUROBANK EQUITIES INVESTMENT FIRM S.A	12/03/2019	
	NATIONAL SECURITIES S.A	17/02/2014	
	PANTELAKIS SECURITIES S.A.	14/03/2019	
	PIRAEUS SECURITIES S.A.	04/05/2015	
VIOHALCO SA/IV (CB)			Main Market
	ALPHA FINANCE INVESTMENT SERVICES S.A.	17/02/2014	
	EUROBANK EQUITIES INVESTMENT FIRM S.A	01/01/2017	
	MERIT SECURITIES S.A	17/03/2014	

Underlying Asset				Derivatives Market													
Price max	Price min	Closing price	change	Delivery Month	Open price	Price max	Price min	Last price	Closing price	Last Bid	Last Ask	Fixing price*	Life high	Life low	Trades	Volume	Open Interest
FTSE/Athex Large Cap (Trade Unit: 1 Index Point x 2€, Cash Settlement)																	
2,119.93	2,084.79	2,093.86	-0.41%	June 2019	2,108.00	2,124.75	2,090.25	2,101.50	2,101.50	---	---	---	2,148.50	---	226	1,031	8,841
				July 2019	2,046.00	2,068.25	2,032.50	2,032.50	2,032.50	---	---	---	2,090.00	---	35	164	1,439
				August 2019	---	---	---	---	2,111.00	---	---	---	---	---	---	---	---
				September 2019	---	---	---	---	2,115.00	---	---	---	---	---	---	---	---
				December 2019	---	---	---	---	2,125.75	---	---	---	---	---	---	---	---
				March 2020	---	---	---	---	2,136.25	---	---	---	---	---	---	---	---

Derivatives notes

Fixing prices and final open positions can be retrieved from the following path <http://www.helex.gr/el/web/guest/statistics-end-of-day-derivatives>

Underlying Asset				Derivatives Market													
Price max	Price min	Closing price	change	Delivery Month	Open price	Price max	Price min	Last price	Closing price	Last Bid	Last Ask	Fixing price*	Life high	Life low	Trades	Volume	Open Interest
ADMIE (IPTO) HOLDING S.A. (CR)				(Contract Size: 100 Securities, Physical Delivery)													
1.92	1.858	1.88	0.00%	June 2019	1.90	1.91	1.88	1.88	1.88	---	---	---	1.96	---	61	409	8,729
				September 2019	1.87	1.89	1.84	1.84	1.84	---	---	---	1.92	---	29	344	794
				December 2019	---	---	---	---	1.90	---	---	---	---	---	---	---	---
				March 2020	---	---	---	---	1.91	---	---	---	---	---	---	---	---
ALPHA BANK (CR)				(Contract Size: 100 Securities, Physical Delivery)													
1.645	1.57	1.572	-3.26%	June 2019	1.63	1.66	1.57	1.57	1.57	---	---	---	1.76	---	362	10,156	67,673
				September 2019	1.65	1.66	1.59	1.59	1.59	---	---	---	1.76	---	9	133	763
				December 2019	---	---	---	---	1.64	---	---	---	---	---	---	---	---
				March 2020	---	---	---	---	1.65	---	---	---	---	---	---	---	---
ATTICA BANK S.A. (CR)				(Contract Size: 100 Securities, Physical Delivery)													
0.3235	0.3	0.3	-1.48%	June 2019	0.321	0.322	0.307	0.308	0.308	---	---	---	0.359	---	10	375	4,771
				September 2019	---	---	---	---	0.306	---	---	---	---	---	---	---	---
				December 2019	---	---	---	---	0.308	---	---	---	---	---	---	---	---
				March 2020	---	---	---	---	0.309	---	---	---	---	---	---	---	---
CC HBC AG (CR)				(Contract Size: 100 Securities, Physical Delivery)													
32.73	32.31	32.56	-0.12%	June 2019	32.82	32.82	32.30	32.30	32.30	---	---	---	33.32	---	10	61	244
				September 2019	---	---	---	---	32.79	---	---	---	31.00	---	---	---	14
				December 2019	---	---	---	---	32.96	---	---	---	---	---	---	---	---
				March 2020	---	---	---	---	33.12	---	---	---	---	---	---	---	---
CENERGY HOLDINGS (CB)				(Contract Size: 100 Securities, Physical Delivery)													
1.44	1.388	1.39	-3.07%	June 2019	1.45	1.47	1.39	1.40	1.40	---	---	---	1.48	---	27	123	7,342
				September 2019	1.43	1.45	1.39	1.39	1.39	---	---	---	1.48	---	9	71	722
				December 2019	---	---	---	---	1.45	---	---	---	---	---	---	---	---
				March 2020	---	---	---	---	1.46	---	---	---	---	---	---	---	---
ELLAKTOR (CR)				(Contract Size: 100 Securities, Physical Delivery)													
1.85	1.828	1.848	0.98%	June 2019	1.83	1.86	1.82	1.84	1.84	---	---	---	1.90	---	75	544	8,781
				September 2019	1.83	1.83	1.83	1.83	1.83	---	---	---	1.87	---	2	50	5
				December 2019	---	---	---	---	1.85	---	---	---	---	---	---	---	---
				March 2020	---	---	---	---	1.86	---	---	---	---	---	---	---	---
EUROBANK ERGASIAS (CR)				(Contract Size: 100 Securities, Physical Delivery)													
0.8195	0.796	0.812	1.37%	June 2019	0.800	0.821	0.796	0.812	0.812	---	---	---	0.890	---	325	9,696	56,017
				September 2019	0.804	0.828	0.804	0.805	0.805	---	---	---	0.878	---	6	132	1,864
				December 2019	---	---	---	---	0.810	---	---	---	---	---	---	---	---
				March 2020	---	---	---	---	0.814	---	---	---	---	---	---	---	---

Derivatives notes

Fixing prices and final open positions can be retrieved from the following path <http://www.helex.gr/el/web/guest/statistics-end-of-day-derivatives>

Underlying Asset				Derivatives Market													
Price max	Price min	Closing price	change	Delivery Month	Open price	Price max	Price min	Last price	Closing price	Last Bid	Last Ask	Fixing price*	Life high	Life low	Trades	Volume	Open Interest
EYDAP S.A. (CR)				(Contract Size: 100 Securities, Physical Delivery)													
6.68	6.42	6.42	-3.17%	June 2019	6.58	6.60	6.58	6.60	6.60	---	---	---	6.60	---	4	6	297
				September 2019	6.30	6.30	6.30	6.30	6.30	---	---	---	6.48	---	1	1	33
				December 2019	---	---	---	---	6.70	---	---	---	---	---	---	---	---
				March 2020	---	---	---	---	6.74	---	---	---	---	---	---	---	---
FOURLIS (CR)				(Contract Size: 100 Securities, Physical Delivery)													
5.19	4.965	5.05	1.00%	June 2019	5.12	5.14	5.11	5.13	5.13	---	---	---	5.64	---	6	7	307
				September 2019	---	---	---	---	5.03	---	---	---	---	---	---	---	---
				December 2019	---	---	---	---	5.06	---	---	---	---	---	---	---	---
				March 2020	---	---	---	---	5.08	---	---	---	---	---	---	---	---
GEK TERNA (CR)				(Contract Size: 100 Securities, Physical Delivery)													
5.2	4.985	5.05	-0.39%	June 2019	5.20	5.20	5.03	5.03	5.03	---	---	---	5.48	---	33	116	8,549
				September 2019	5.15	5.16	5.12	5.12	5.12	---	---	---	5.19	---	7	40	76
				December 2019	---	---	---	---	5.13	---	---	---	---	---	---	---	---
				March 2020	---	---	---	---	5.15	---	---	---	---	---	---	---	---
HELLENIC EXCHANGES-A.S.E. (CR)				(Contract Size: 100 Securities, Physical Delivery)													
4.87	4.73	4.73	-1.36%	June 2019	4.82	4.84	4.76	4.76	4.76	---	---	---	4.90	---	25	85	4,117
				September 2019	---	---	---	---	4.82	---	---	---	4.85	---	---	---	31
				December 2019	---	---	---	---	4.85	---	---	---	---	---	---	---	---
				March 2020	---	---	---	---	4.87	---	---	---	---	---	---	---	---
HELLENIC PETROLEUM (CR)				(Contract Size: 100 Securities, Physical Delivery)													
8.6	8.37	8.46	0.00%	June 2019	8.45	8.59	8.45	8.47	8.47	---	---	---	8.77	---	67	143	2,366
				September 2019	8.05	8.10	8.01	8.01	8.01	---	---	---	8.10	---	8	78	62
				December 2019	---	---	---	---	8.55	---	---	---	---	---	---	---	---
				March 2020	---	---	---	---	8.60	---	---	---	---	---	---	---	---
INTRACOM HOLDINGS (CR)				(Contract Size: 100 Securities, Physical Delivery)													
0.89	0.772	0.772	-10.23%	June 2019	0.880	0.880	0.772	0.789	0.789	---	---	---	1.12	---	14	76	3,936
				September 2019	0.880	0.880	0.880	0.880	0.880	---	---	---	1.09	---	1	7	27
				December 2019	---	---	---	---	0.869	---	---	---	---	---	---	---	---
				March 2020	---	---	---	---	0.874	---	---	---	---	---	---	---	---
INTRALOT (CR)				(Contract Size: 100 Securities, Physical Delivery)													
0.383	0.333	0.335	-7.71%	June 2019	0.376	0.378	0.337	0.337	0.337	---	---	---	0.575	---	64	407	4,222
				September 2019	0.354	0.354	0.354	0.354	0.354	---	---	---	0.530	---	1	1	55
				December 2019	---	---	---	---	0.367	---	---	---	---	---	---	---	---
				March 2020	---	---	---	---	0.369	---	---	---	---	---	---	---	---

Derivatives notes

Fixing prices and final open positions can be retrieved from the following path <http://www.helex.gr/el/web/guest/statistics-end-of-day-derivatives>

Underlying Asset				Derivatives Market													
Price max	Price min	Closing price	change	Delivery Month	Open price	Price max	Price min	Last price	Closing price	Last Bid	Last Ask	Fixing price*	Life high	Life low	Trades	Volume	Open Interest
JUMBO SA (CR)				(Contract Size: 100 Securities, Physical Delivery)													
16.54	16.18	16.45	-0.24%	June 2019	16.48	16.50	16.43	16.45	16.45	---	---	---	16.60	---	10	55	470
				September 2019	16.30	16.30	16.30	16.30	16.30	---	---	---	16.45	---	1	12	8
				December 2019	---	---	---	---	16.67	---	---	---	---	---	---	---	---
				March 2020	---	---	---	---	16.75	---	---	---	---	---	---	---	---
LAMDA DEVELOPMENT SA (CR)				(Contract Size: 100 Securities, Physical Delivery)													
7.54	7.46	7.49	0.00%	June 2019	7.55	7.55	7.48	7.48	7.48	---	---	---	7.62	---	7	145	2,196
				September 2019	---	---	---	---	7.53	---	---	---	7.51	---	---	---	5
				December 2019	---	---	---	---	7.57	---	---	---	---	---	---	---	---
				March 2020	---	---	---	---	7.61	---	---	---	---	---	---	---	---
MARFIN INVESTMENT GROUP (CR)				(Contract Size: 100 Securities, Physical Delivery)													
0.109	0.0921	0.093	-12.76%	June 2019	0.111	0.112	0.092	0.095	0.095	---	---	---	0.116	---	49	1,687	76,179
				September 2019	0.112	0.112	0.094	0.094	0.094	---	---	---	0.112	---	13	638	2,546
				December 2019	---	---	---	---	0.108	---	---	---	---	---	---	---	---
				March 2020	---	---	---	---	0.108	---	---	---	---	---	---	---	---
MOTOR OIL (CR)				(Contract Size: 100 Securities, Physical Delivery)													
22.64	22.1	22.54	1.08%	June 2019	22.44	22.54	22.24	22.54	22.54	---	---	---	22.89	---	12	23	205
				September 2019	---	---	---	---	22.43	---	---	---	22.41	---	---	---	63
				December 2019	---	---	---	---	22.55	---	---	---	---	---	---	---	---
				March 2020	---	---	---	---	22.66	---	---	---	---	---	---	---	---
MYTILINEOS HOLDINGS (CR)				(Contract Size: 100 Securities, Physical Delivery)													
10.1	9.935	9.95	0.66%	June 2019	9.94	10.12	9.94	9.96	9.96	---	---	---	10.12	---	121	627	8,946
				September 2019	9.66	9.76	9.66	9.73	9.73	---	---	---	9.84	---	5	85	313
				December 2019	---	---	---	---	9.99	---	---	---	---	---	---	---	---
				March 2020	---	---	---	---	10.04	---	---	---	---	---	---	---	---
NATIONAL BANK (CR)				(Contract Size: 100 Securities, Physical Delivery)													
2.355	2.23	2.29	-0.22%	June 2019	2.29	2.35	2.24	2.29	2.29	---	---	---	2.46	---	546	9,811	63,310
				September 2019	2.35	2.35	2.25	2.26	2.26	---	---	---	2.47	---	13	153	861
				December 2019	---	---	---	---	2.32	---	---	---	---	---	---	---	---
				March 2020	---	---	---	---	2.33	---	---	---	---	---	---	---	---
OPAP (CR)				(Contract Size: 100 Securities, Physical Delivery)													
9.59	9.38	9.46	1.72%	June 2019	9.47	9.60	9.42	9.49	9.49	---	---	---	9.67	---	101	452	4,378
				September 2019	9.25	9.25	8.92	8.92	8.92	---	---	---	9.25	---	5	16	545
				December 2019	---	---	---	---	9.40	---	---	---	---	---	---	---	---
				March 2020	---	---	---	---	9.45	---	---	---	---	---	---	---	---

Derivatives notes

Fixing prices and final open positions can be retrieved from the following path <http://www.helex.gr/el/web/guest/statistics-end-of-day-derivatives>

Underlying Asset				Derivatives Market													
Price max	Price min	Closing price	change	Delivery Month	Open price	Price max	Price min	Last price	Closing price	Last Bid	Last Ask	Fixing price*	Life high	Life low	Trades	Volume	Open Interest
O.T.E. (CR)																	
(Contract Size: 100 Securities, Physical Delivery)																	
12.44	12.13	12.13	-2.02%	June 2019	12.38	12.45	12.12	12.20	12.20	---	---	---	12.69	---	30	225	2,862
				September 2019	12.34	12.34	11.74	11.74	11.74	---	---	---	12.41	---	8	138	62
				December 2019	---	---	---	---	12.52	---	---	---	---	---	---	---	---
				March 2020	---	---	---	---	12.58	---	---	---	---	---	---	---	---
P.P.A. S.A. (CR)																	
(Contract Size: 100 Securities, Physical Delivery)																	
22.45	21.75	22	0.92%	June 2019	22.14	22.32	22.14	22.30	22.30	---	---	---	23.19	---	4	15	239
				September 2019	---	---	---	---	21.93	---	---	---	22.85	---	---	---	452
				December 2019	---	---	---	---	22.04	---	---	---	---	---	---	---	---
				March 2020	---	---	---	---	22.15	---	---	---	---	---	---	---	---
PIRAEUS BANK (CR)																	
(Contract Size: 100 Securities, Physical Delivery)																	
2.812	2.638	2.688	-1.90%	June 2019	2.74	2.82	2.63	2.67	2.67	---	---	---	3.02	---	816	8,458	26,467
				September 2019	2.72	2.84	2.72	2.77	2.77	---	---	---	3.00	---	7	211	298
				December 2019	---	---	---	---	2.77	---	---	---	---	---	---	---	---
				March 2020	---	---	---	---	2.78	---	---	---	---	---	---	---	---
PPC (CR)																	
(Contract Size: 100 Securities, Physical Delivery)																	
2.176	1.98	1.991	-8.16%	June 2019	2.17	2.19	1.98	2.01	2.01	---	---	---	2.30	---	439	3,494	14,235
				September 2019	2.16	2.19	2.00	2.00	2.00	---	---	---	2.30	---	19	156	360
				December 2019	---	---	---	---	2.19	---	---	---	---	---	---	---	---
				March 2020	---	---	---	---	2.20	---	---	---	---	---	---	---	---
TERNA ENERGY (CR)																	
(Contract Size: 106 Securities, Physical Delivery)																	
6.98	6.89	6.95	-0.14%	June 2019	6.95	6.97	6.93	6.95	6.95	---	---	---	7.03	---	45	176	3,556
				September 2019	6.96	6.96	6.96	6.96	6.96	---	---	---	7.01	---	1	9	137
				December 2019	---	---	---	---	7.04	---	---	---	---	---	---	---	---
				March 2020	---	---	---	---	7.07	---	---	---	---	---	---	---	---
TITAN CEMENT (CR)																	
(Contract Size: 100 Securities, Physical Delivery)																	
18.1	17.84	18	0.00%	June 2019	18.08	18.08	17.71	17.83	17.83	---	---	---	19.70	---	4	48	1,345
				September 2019	17.60	17.60	17.60	17.60	17.60	---	---	---	18.51	---	1	1	14
				December 2019	---	---	---	---	18.20	---	---	---	---	---	---	---	---
				March 2020	---	---	---	---	18.29	---	---	---	---	---	---	---	---
VIOHALCO SA/NV (CB)																	
(Contract Size: 100 Securities, Physical Delivery)																	
3.395	3.3	3.3	-1.93%	June 2019	3.34	3.40	3.31	3.31	3.31	---	---	---	3.52	---	31	108	6,829
				September 2019	3.41	3.41	3.36	3.36	3.36	---	---	---	3.43	---	5	60	120
				December 2019	---	---	---	---	3.40	---	---	---	---	---	---	---	---
				March 2020	---	---	---	---	3.42	---	---	---	---	---	---	---	---

Derivatives notes

Fixing prices and final open positions can be retrieved from the following path <http://www.helex.gr/el/web/guest/statistics-end-of-day-derivatives>

FTSE/Athex Large Cap

(Trade Unit: 1 Index Point x 2€ - Exercise Style: European, Cash Settlement)

Call Options																Put Options																
Exercise Price	June 2019							July 2019							Other Months		June 2019						July 2019						Other Months		Exercise Price	
	Open price	Price max	Price min	Last price	Closing price	Volume	Open Interest	Open price	Price max	Price min	Last price	Closing price	Volume	Open Interest	Volume	Open Interest	Open price	Price max	Price min	Last price	Closing price	Volume	Open Interest	Open price	Price max	Price min	Last price	Closing price	Volume	Open Interest		Volume
1,425	0.00	0.00	0.00	-	687.00	-	-	-	-	-	-	-	-	-	-	0.00	0.00	0.00	-	0.01	-	-	-	-	-	-	-	-	-	-	-	1,425
1,450	0.00	0.00	0.00	-	662.00	-	-	-	-	-	-	-	-	-	-	0.00	0.00	0.00	-	0.01	-	-	-	-	-	-	-	-	-	-	-	1,450
1,475	0.00	0.00	0.00	-	637.00	-	-	-	-	-	-	-	-	-	-	0.00	0.00	0.00	-	0.01	-	-	-	-	-	-	-	-	-	-	-	1,475
1,500	0.00	0.00	0.00	-	612.00	-	-	-	-	-	-	-	-	-	-	0.00	0.00	0.00	-	0.01	-	-	-	-	-	-	-	-	-	-	-	1,500
1,525	0.00	0.00	0.00	-	587.00	-	-	-	-	-	-	-	-	-	-	0.00	0.00	0.00	-	0.02	-	-	-	-	-	-	-	-	-	-	-	1,525
1,550	0.00	0.00	0.00	-	562.00	-	-	-	-	-	-	-	-	-	-	0.00	0.00	0.00	-	0.01	-	-	-	-	-	-	-	-	-	-	-	1,550
1,575	0.00	0.00	0.00	-	537.00	-	-	-	-	-	-	-	-	-	-	0.00	0.00	0.00	-	0.01	-	-	-	-	-	-	-	-	-	-	-	1,575
1,600	0.00	0.00	0.00	-	512.00	-	-	-	-	-	-	-	-	-	-	0.00	0.00	0.00	-	0.01	-	-	-	-	-	-	-	-	-	-	-	1,600
1,625	0.00	0.00	0.00	-	487.00	-	-	-	-	-	-	-	-	-	-	0.00	0.00	0.00	-	0.01	-	-	-	-	-	-	-	-	-	-	-	1,625
1,650	0.00	0.00	0.00	-	462.00	-	-	-	-	-	-	-	-	-	-	0.00	0.00	0.00	-	0.01	-	-	-	-	-	-	-	-	-	-	-	1,650
1,675	0.00	0.00	0.00	-	437.00	-	-	-	-	-	-	-	-	-	-	0.00	0.00	0.00	-	0.02	-	-	-	-	-	-	-	-	-	-	-	1,675
1,700	0.00	0.00	0.00	-	412.00	-	-	-	-	-	-	-	-	-	-	0.00	0.00	0.00	-	0.07	-	-	-	-	-	-	-	-	-	-	-	1,700
1,725	0.00	0.00	0.00	-	387.00	-	-	0.00	0.00	0.00	-	335.00	-	-	0.00	0.00	0.00	-	0.20	-	-	0.00	0.00	0.00	-	0.05	-	-	-	-	1,725	
1,750	0.00	0.00	0.00	-	362.00	-	-	0.00	0.00	0.00	-	310.00	-	-	0.00	0.00	0.00	-	0.56	-	-	0.00	0.00	0.00	-	0.12	-	-	-	-	1,750	
1,775	0.00	0.00	0.00	-	337.00	-	-	0.00	0.00	0.00	-	285.00	-	-	0.00	0.00	0.00	-	0.01	-	-	0.00	0.00	0.00	-	0.26	-	-	-	-	1,775	
1,800	0.00	0.00	0.00	-	312.00	-	-	0.00	0.00	0.00	-	261.00	-	-	0.00	0.00	0.00	-	0.01	-	-	0.00	0.00	0.00	-	0.52	-	-	-	-	1,800	
1,825	0.00	0.00	0.00	-	287.00	-	-	0.00	0.00	0.00	-	236.00	-	-	0.00	0.00	0.00	-	0.01	-	40	0.00	0.00	0.00	-	0.98	-	30	-	-	1,825	
1,850	0.00	0.00	0.00	-	263.00	-	-	0.00	0.00	0.00	-	212.00	-	20	0.00	0.00	0.00	-	0.01	-	404	0.00	0.00	0.00	-	1.80	-	40	-	-	1,850	
1,875	0.00	0.00	0.00	-	238.00	-	33	0.00	0.00	0.00	-	188.00	-	7	0.00	0.00	0.00	-	0.01	-	149	0.00	0.00	0.00	-	3.00	-	2	-	-	1,875	
1,900	0.00	0.00	0.00	-	213.00	-	56	0.00	0.00	0.00	-	165.00	-	40	0.00	0.00	0.00	-	0.03	-	42	0.00	0.00	0.00	-	5.00	-	-	-	-	1,900	
1,925	0.00	0.00	0.00	-	188.00	-	405	0.00	0.00	0.00	-	143.00	-	20	0.00	0.00	0.00	-	0.09	-	20	0.00	0.00	0.00	-	7.90	-	20	-	-	1,925	
1,950	152.00	152.00	150.00	150.00	150.00	20	105	0.00	0.00	0.00	-	122.00	-	62	0.00	152.00	0.00	-	0.28	-	63	0.00	0.00	0.00	-	12.00	-	101	-	-	1,950	
1,975	0.00	0.00	0.00	-	138.00	-	65	0.00	0.00	0.00	-	103.00	-	45	0.00	0.00	0.00	-	0.77	-	162	0.00	0.00	0.00	-	17.50	-	240	-	-	1,975	
2,000	0.00	0.00	0.00	-	115.00	-	24	0.00	0.00	0.00	-	85.00	-	129	0.00	0.00	0.00	-	1.90	-	154	0.00	0.00	0.00	-	24.50	-	220	-	-	2,000	
2,050	0.00	0.00	0.00	-	70.50	-	45	50.50	53.00	50.50	51.00	51.00	80	210	0.00	0.00	0.00	-	8.00	-	297	52.50	54.00	52.50	54.00	54.00	21	380	-	-	2,050	
2,100	0.00	0.00	0.00	-	36.50	-	178	30.00	30.00	30.00	30.00	30.00	1	244	18.50	0.00	18.50	18.50	18.50	20	573	0.00	0.00	0.00	-	72.00	-	41	-	-	2,100	
2,150	22.00	22.00	9.10	9.10	9.10	40	461	19.00	23.25	17.00	17.00	17.00	12	223	0.00	22.00	0.00	-	52.00	-	31	0.00	0.00	0.00	-	107.00	-	60	-	-	2,150	
2,200	0.00	0.00	0.00	-	4.80	-	2	0.00	0.00	0.00	-	9.20	-	220	0.00	0.00	0.00	-	92.00	-	-	0.00	0.00	0.00	-	148.00	-	20	-	-	2,200	
2,250	0.00	0.00	0.00	-	1.10	-	-	0.00	0.00	0.00	-	4.30	-	-	0.00	0.00	0.00	-	138.00	-	-	0.00	0.00	0.00	-	193.00	-	-	-	-	2,250	
2,300	0.00	0.00	0.00	-	0.21	-	-	0.00	0.00	0.00	-	1.80	-	-	0.00	0.00	0.00	-	187.00	-	-	0.00	0.00	0.00	-	240.00	-	-	-	-	2,300	
2,350	0.00	0.00	0.00	-	0.03	-	-	0.00	0.00	0.00	-	0.71	-	-	0.00	0.00	0.00	-	237.00	-	-	0.00	0.00	0.00	-	289.00	-	-	-	-	2,350	
2,400	0.00	0.00	0.00	-	0.01	-	-	0.00	0.00	0.00	-	0.26	-	-	0.00	0.00	0.00	-	287.00	-	-	0.00	0.00	0.00	-	339.00	-	-	-	-	2,400	
Totals:						60	1,374						93	1,220	0	0																
Number of Trades:							4						10	0																		

ALPHA BANK (CR)

(Contract Size: 100 Securities, Exercise Style: American, Physical Delivery)

Call Options																Put Options																			
Exercise Price	June 2019							July 2019							Other Months		June 2019						July 2019						Other Months		Exercise Price				
	Open price	Price max	Price min	Last price	Closing price	Volume	Open Interest	Open price	Price max	Price min	Last price	Closing price	Volume	Open Interest	Volume	Open Interest	Open price	Price max	Price min	Last price	Closing price	Volume	Open Interest	Open price	Price max	Price min	Last price	Closing price	Volume	Open Interest		Volume	Open Interest		
0.600	0.000	0.000	0.000		1.03	-	-										0.000	0.000	0.000		0.001	-	-										0.006		
0.650	0.000	0.000	0.000		0.981	-	-										0.000	0.000	0.000		0.001	-	-										0.007		
0.700	0.000	0.000	0.000		0.931	-	-										0.000	0.000	0.000		0.001	-	-										0.007		
0.750	0.000	0.000	0.000		0.881	-	-										0.000	0.000	0.000		0.001	-	-										0.008		
0.800	0.000	0.000	0.000		0.831	-	-										0.000	0.000	0.000		0.002	-	-										0.008		
0.850	0.000	0.000	0.000		0.781	-	-	0.000	0.000	0.000		0.782	-	-			0.000	0.000	0.000		0.001	-	-	0.000	0.000	0.000		0.002	-	-			0.009		
0.900	0.000	0.000	0.000		0.731	-	-	0.000	0.000	0.000		0.732	-	-			0.000	0.000	0.000		0.001	-	-	0.000	0.000	0.000		0.001	-	-			0.009		
0.950	0.000	0.000	0.000		0.681	-	-	0.000	0.000	0.000		0.683	-	-			0.000	0.000	0.000		0.002	-	-	0.000	0.000	0.000		0.001	-	-			0.010		
1.000	0.000	0.000	0.000		0.631	-	-	0.000	0.000	0.000		0.634	-	-			0.000	0.000	0.000		0.006	-	-	0.000	0.000	0.000		0.001	-	-			0.010		
1.100	0.000	0.000	0.000		0.531	-	-	0.000	0.000	0.000		0.537	-	50			0.000	0.000	0.000		0.001	-	-	0.000	0.000	0.000		0.005	-	-			0.011		
1.200	0.000	0.000	0.000		0.431	-	-	0.000	0.000	0.000		0.445	-	20			0.000	0.000	0.000		0.002	-	-	0.000	0.000	0.000		0.012	-	-			0.012		
1.300	0.000	0.000	0.000		0.333	-	-	0.000	0.000	0.000		0.359	-	10			0.000	0.000	0.000		0.001	-	-	0.000	0.000	0.000		0.026	-	-			0.013		
1.400	0.200	0.200	0.200	0.200	0.200	10	10	0.000	0.000	0.000		0.283	-	-			0.000	0.000	0.000		0.008	-	-	0.000	0.000	0.000		0.049	-	-			0.014		
1.500	0.000	0.000	0.000		0.156	-	-	0.000	0.000	0.000		0.217	-	10			0.000	0.000	0.000		0.025	-	-	0.117	0.117	0.117	0.117	0.117	1	0			0.015		
1.600	0.000	0.000	0.000		0.091	-	-	0.000	0.000	0.000		0.162	-	-			0.000	0.000	0.000		0.060	-	-	0.000	0.000	0.000		0.128	-	-			0.016		
1.700	0.000	0.000	0.000		0.047	-	10	0.000	0.000	0.000		0.118	-	-			0.000	0.000	0.000		0.116	-	-	0.000	0.000	0.000		0.184	-	-			0.017		
1.800	0.000	0.000	0.000		0.021	-	-	0.000	0.000	0.000		0.084	-	12			0.000	0.000	0.000		0.190	-	-	0.000	0.000	0.000		0.251	-	-			0.018		
1.900	0.000	0.000	0.000		0.009	-	-	0.000	0.000	0.000		0.059	-	-			0.000	0.000	0.000		0.278	-	-	0.000	0.000	0.000		0.325	-	-			0.019		
2.000	0.000	0.000	0.000		0.003	-	-	0.000	0.000	0.000		0.040	-	-			0.000	0.000	0.000		0.372	-	-	0.000	0.000	0.000		0.406	-	-			0.020		
2.200	0.000	0.000	0.000		0.001	-	-	0.000	0.000	0.000		0.018	-	-			0.000	0.000	0.000		0.570	-	-	0.000	0.000	0.000		0.584	-	-			0.022		
2.400	0.000	0.000	0.000		0.001	-	-	0.000	0.000	0.000		0.007	-	-			0.000	0.000	0.000		0.770	-	-	0.000	0.000	0.000		0.774	-	-			0.024		
2.600	0.000	0.000	0.000		0.001	-	-										0.000	0.000	0.000		0.970	-	-										0.026		
2.800	0.000	0.000	0.000		0.001	-	-										0.000	0.000	0.000		1.17	-	-										0.028		
3.000	0.000	0.000	0.000		0.002	-	-										0.000	0.000	0.000		1.37	-	-										0.030		
Totals:						10	20						0	102	0	0						10	0									1	0	0	0
Number of Trades:						1							0		0							0.00									1		0		

NATIONAL BANK (CR)

(Contract Size: 100 Securities, Exercise Style: American, Physical Delivery)

Call Options																	Put Options															
Exercise Price	June 2019						July 2019						Other Months		June 2019						July 2019						Other Months		Exercise Price			
	Open price	Price max	Price min	Last price	Closing price	Volume	Open Interest	Open price	Price max	Price min	Last price	Closing price	Volume	Open Interest	Volume	Open Interest	Open price	Price max	Price min	Last price	Closing price	Volume	Open Interest	Open price	Price max	Price min	Last price	Closing price		Volume	Open Interest	Volume
0.050	0.000	0.000	0.000		2.25	-	-										0.000	0.000	0.000		0.003	-	-									0.001
0.100	0.000	0.000	0.000		2.20	-	-										0.000	0.000	0.000		0.053	-	-									0.001
0.150	0.000	0.000	0.000		2.15	-	-										0.000	0.000	0.000		0.191	-	-									0.002
0.200	0.000	0.000	0.000		2.10	-	-										0.000	0.000	0.000		0.408	-	-									0.002
0.250	0.000	0.000	0.000		2.05	-	-										0.000	0.000	0.000		0.700	-	-									0.003
0.300	0.000	0.000	0.000		2.00	-	-										0.000	0.000	0.000		0.001	-	-									0.003
0.350	0.000	0.000	0.000		1.95	-	-										0.000	0.000	0.000		0.002	-	-									0.004
0.400	0.000	0.000	0.000		1.90	-	-										0.000	0.000	0.000		0.005	-	-									0.004
0.450	0.000	0.000	0.000		1.85	-	-										0.000	0.000	0.000		0.001	-	-									0.005
0.500	0.000	0.000	0.000		1.80	-	-										0.000	0.000	0.000		0.001	-	-									0.005
0.550	0.000	0.000	0.000		1.75	-	-										0.000	0.000	0.000		0.001	-	-									0.006
0.650	0.000	0.000	0.000		1.65	-	-										0.000	0.000	0.000		0.001	-	-									0.007
0.700	0.000	0.000	0.000		1.60	-	-										0.000	0.000	0.000		0.001	-	-									0.007
0.750	0.000	0.000	0.000		1.55	-	-										0.000	0.000	0.000		0.001	-	-									0.008
0.800	0.000	0.000	0.000		1.50	-	-										0.000	0.000	0.000		0.001	-	-									0.008
0.850	0.000	0.000	0.000		1.45	-	-										0.000	0.000	0.000		0.001	-	-									0.009
0.900	0.000	0.000	0.000		1.40	-	-										0.000	0.000	0.000		0.002	-	-									0.009
0.950	0.000	0.000	0.000		1.35	-	-										0.000	0.000	0.000		0.001	-	-									0.010
1.000	0.000	0.000	0.000		1.30	-	-										0.000	0.000	0.000		0.001	-	-									0.010
1.100	0.000	0.000	0.000		1.20	-	-										0.000	0.000	0.000		0.001	-	-									0.011
1.200	0.000	0.000	0.000		1.10	-	-										0.000	0.000	0.000		0.001	-	-									0.012
1.300	0.000	0.000	0.000		1.00	-	-										0.000	0.000	0.000		0.001	-	-									0.013
1.400	0.000	0.000	0.000		0.901	-	-	0.000	0.000	0.000		0.904	-	-			0.000	0.000	0.000		0.001	-	-	0.000	0.000	0.000		0.002	-	-		0.014
1.500	0.000	0.000	0.000		0.801	-	-	0.000	0.000	0.000		0.804	-	-			0.000	0.000	0.000		0.001	-	170	0.000	0.000	0.000		0.001	-	-		0.015
1.600	0.000	0.000	0.000		0.701	-	-	0.000	0.000	0.000		0.706	-	-			0.000	0.000	0.000		0.004	-	-	0.000	0.000	0.000		0.002	-	-		0.016
1.700	0.000	0.000	0.000		0.602	-	-	0.000	0.000	0.000		0.609	-	-			0.000	0.000	0.000		0.001	-	35	0.000	0.000	0.000		0.005	-	-		0.017
1.800	0.000	0.000	0.000		0.502	-	-	0.000	0.000	0.000		0.515	-	-			0.000	0.000	0.000		0.002	-	-	0.000	0.000	0.000		0.011	-	-		0.018
1.900	0.000	0.000	0.000		0.403	-	-	0.000	0.000	0.000		0.426	-	20			0.000	0.000	0.000		0.001	-	-	0.000	0.000	0.000		0.021	-	-		0.019
2.000	0.350	0.350	0.350	0.350	0.350	10	50	0.000	0.000	0.000		0.345	-	-			0.000	0.000	0.000		0.006	-	-	0.000	0.000	0.000		0.040	-	-		0.020
2.200	0.000	0.000	0.000		0.144	-	10	0.000	0.000	0.000		0.209	-	14			0.000	0.000	0.000		0.042	-	-	0.000	0.000	0.000		0.104	-	-		0.022
2.400	0.000	0.000	0.000		0.047	-	-	0.000	0.000	0.000		0.115	-	50			0.000	0.000	0.000		0.145	-	-	0.000	0.000	0.000		0.209	-	-		0.024
2.600	0.000	0.000	0.000		0.010	-	-	0.000	0.000	0.000		0.058	-	7			0.000	0.000	0.000		0.309	-	-	0.000	0.000	0.000		0.353	-	-		0.026
2.800	0.000	0.000	0.000		0.001	-	-	0.000	0.000	0.000		0.026	-	-			0.000	0.000	0.000		0.500	-	-	0.000	0.000	0.000		0.521	-	-		0.028
3.000	0.000	0.000	0.000		0.002	-	-	0.000	0.000	0.000		0.011	-	-			0.000	0.000	0.000		0.700	-	-	0.000	0.000	0.000		0.707	-	-		0.030
3.200	0.000	0.000	0.000		0.001	-	-	0.000	0.000	0.000		0.004	-	-			0.000	0.000	0.000		0.900	-	-	0.000	0.000	0.000		0.901	-	-		0.032
3.400	0.000	0.000	0.000		0.001	-	-	0.000	0.000	0.000		0.002	-	-			0.000	0.000	0.000		1.10	-	-	0.000	0.000	0.000		1.10	-	-		0.034

NATIONAL BANK (CR)

(Contract Size: 100 Securities, Exercise Style: American, Physical Delivery)

	Call Options														Put Options																		
	June 2019				July 2019				Other Months		June 2019				July 2019				Other Months														
Exercise Price	Open price	Price max	Price min	Last price	Closing price	Volume	Open Interest	Open price	Price max	Price min	Last price	Closing price	Volume	Open Interest	Volume	Open Interest	Open price	Price max	Price min	Last price	Closing price	Volume	Open Interest	Open price	Price max	Price min	Last price	Closing price	Volume	Open Interest	Volume	Open Interest	Exercise Price
Totals:						10	60						0	91	0	0						10	205						0	0	0	154	
Number of Trades:						1							0	0	0	0						0.00					0	0	0	0			

OPAP (CR)

(Contract Size: 100 Securities, Exercise Style: American, Physical Delivery)

Call Options																Put Options																	
Exercise Price	June 2019						July 2019						Other Months		June 2019						July 2019						Other Months		Exercise Price				
	Open price	Price max	Price min	Last price	Closing price	Volume	Open Interest	Open price	Price max	Price min	Last price	Closing price	Volume	Open Interest	Volume	Open Interest	Open price	Price max	Price min	Last price	Closing price	Volume	Open Interest	Open price	Price max	Price min	Last price	Closing price		Volume	Open Interest	Volume	Open Interest
5.600	0.000	0.000	0.000		3.70	-	-									0.000	0.000	0.000		0.001	-	-											0.056
6.000	0.000	0.000	0.000		3.31	-	-									0.000	0.000	0.000		0.001	-	-											0.060
6.400	0.000	0.000	0.000		2.91	-	-	0.000	0.000	0.000		2.92	-	-		0.000	0.000	0.000		0.001	-	-	0.000	0.000	0.000		0.001	-	-			0.064	
6.800	0.000	0.000	0.000		2.51	-	-	0.000	0.000	0.000		2.52	-	-		0.000	0.000	0.000		0.002	-	-	0.000	0.000	0.000		0.002	-	-			0.068	
7.200	0.000	0.000	0.000		2.11	-	-	0.000	0.000	0.000		2.12	-	-		0.000	0.000	0.000		0.007	-	-	0.000	0.000	0.000		0.001	-	-			0.072	
7.600	0.000	0.000	0.000		1.71	-	-	0.000	0.000	0.000		1.72	-	-		0.000	0.000	0.000		0.001	-	-	0.000	0.000	0.000		0.002	-	-			0.076	
8.000	0.000	0.000	0.000		1.31	-	-	0.000	0.000	0.000		1.33	-	-		0.000	0.000	0.000		0.016	-	-	0.000	0.000	0.000		0.012	-	-			0.080	
8.400	0.000	0.000	0.000		0.909	-	-	0.000	0.000	0.000		0.966	-	-		0.000	0.000	0.000		0.002	-	-	0.000	0.000	0.000		0.045	-	-			0.084	
8.800	0.000	0.000	0.000		0.531	-	1	0.000	0.000	0.000		0.646	-	-		0.000	0.000	0.000		0.023	-	20	0.000	0.000	0.000		0.125	-	-			0.088	
9.200	0.000	0.000	0.000		0.231	-	-	0.000	0.000	0.000		0.393	-	-		0.000	0.000	0.000		0.123	-	40	0.000	0.000	0.000		0.272	-	-			0.092	
9.600	0.000	0.000	0.000		0.067	-	5	0.000	0.000	0.000		0.214	-	-		0.000	0.000	0.000		0.360	-	-	0.000	0.000	0.000		0.494	-	-			0.096	
10.000	0.000	0.000	0.000		0.012	-	-	0.000	0.000	0.000		0.104	-	-		0.000	0.000	0.000		0.707	-	-	0.000	0.000	0.000		0.784	-	-			0.100	
11.000	0.000	0.000	0.000		0.002	-	-	0.000	0.000	0.000		0.011	-	-		0.000	0.000	0.000		1.70	-	-	0.000	0.000	0.000		1.70	-	-			0.110	
12.000	0.000	0.000	0.000		0.001	-	-	0.000	0.000	0.000		0.001	-	-		0.000	0.000	0.000		2.70	-	-	0.000	0.000	0.000		2.70	-	-			0.120	
13.000	0.000	0.000	0.000		0.001	-	-	0.000	0.000	0.000		0.001	-	-		0.000	0.000	0.000		3.70	-	-	0.000	0.000	0.000		3.70	-	-			0.130	
14.000	0.000	0.000	0.000		0.001	-	-	0.000	0.000	0.000		0.001	-	-		0.000	0.000	0.000		4.70	-	-	0.000	0.000	0.000		4.70	-	-			0.140	
15.000	0.000	0.000	0.000		0.001	-	-									0.000	0.000	0.000		5.70	-	-										0.150	
Totals:						0	6					0	0	0	0	0					0	60					0	10	0	0			
Number of Trades:						0						0	0	0	0					0.00							0		0				

OTE (CR)

(Contract Size: 100 Securities, Exercise Style: American, Physical Delivery)

Call Options															Put Options																				
Exercise Price	June 2019						July 2019						Other Months		June 2019						July 2019						Other Months		Exercise Price						
	Open price	Price max	Price min	Last price	Closing price	Volume	Open Interest	Open price	Price max	Price min	Last price	Closing price	Volume	Open Interest	Volume	Open Interest	Open price	Price max	Price min	Last price	Closing price	Volume	Open Interest	Open price	Price max	Price min	Last price	Closing price		Volume	Open Interest	Volume	Open Interest		
7.600	0.000	0.000	0.000		4.79	-	-										0.000	0.000	0.000		0.001	-	-										0.076		
8.000	0.000	0.000	0.000		4.39	-	-										0.000	0.000	0.000		0.001	-	-										0.080		
8.400	0.000	0.000	0.000		3.99	-	-	0.000	0.000	0.000		4.00	-	-			0.000	0.000	0.000		0.001	-	-	0.000	0.000	0.000		0.001	-	-		0.084			
8.800	0.000	0.000	0.000		3.59	-	-	0.000	0.000	0.000		3.60	-	-			0.000	0.000	0.000		0.001	-	-	0.000	0.000	0.000		0.001	-	-		0.088			
9.200	0.000	0.000	0.000		3.19	-	-	0.000	0.000	0.000		3.20	-	-			0.000	0.000	0.000		0.001	-	-	0.000	0.000	0.000		0.001	-	-		0.092			
9.600	0.000	0.000	0.000		2.79	-	-	0.000	0.000	0.000		2.80	-	-			0.000	0.000	0.000		0.001	-	-	0.000	0.000	0.000		0.002	-	-		0.096			
10.000	0.000	0.000	0.000		2.39	-	-	0.000	0.000	0.000		2.41	-	-			0.000	0.000	0.000		0.006	-	-	0.000	0.000	0.000		0.001	-	-		0.100			
11.000	0.000	0.000	0.000		1.40	-	-	0.000	0.000	0.000		1.43	-	-			0.000	0.000	0.000		0.007	-	50	0.000	0.000	0.000		0.028	-	-		0.110			
12.000	0.000	0.000	0.000		0.533	-	51	0.000	0.000	0.000		0.633	-	50			0.000	0.000	0.000		0.142	-	102	0.000	0.000	0.000		0.225	-	-		0.120			
13.000	0.000	0.000	0.000		0.096	-	30	0.000	0.000	0.000		0.180	-	-			0.000	0.000	0.000		0.706	-	-	0.000	0.000	0.000		0.774	-	-		0.130			
14.000	0.000	0.000	0.000		0.007	-	-	0.000	0.000	0.000		0.032	-	-			0.000	0.000	0.000		1.62	-	-	0.000	0.000	0.000		1.63	-	-		0.140			
15.000	0.000	0.000	0.000		0.001	-	-	0.000	0.000	0.000		0.003	-	-			0.000	0.000	0.000		2.62	-	-	0.000	0.000	0.000		2.62	-	-		0.150			
16.000	0.000	0.000	0.000		0.001	-	-	0.000	0.000	0.000		0.001	-	-			0.000	0.000	0.000		3.62	-	-	0.000	0.000	0.000		3.62	-	-		0.160			
17.000	0.000	0.000	0.000		0.001	-	-	0.000	0.000	0.000		0.001	-	-			0.000	0.000	0.000		4.62	-	-	0.000	0.000	0.000		4.62	-	-		0.170			
18.000	0.000	0.000	0.000		0.001	-	-										0.000	0.000	0.000		5.62	-	-									0.180			
Totals:						0	81							0	50	0	0							0	152							0	40	0	0
Number of Trades:						0							0							0							0							0	

PIRAEUS BANK (CR)

(Contract Size: 100 Securities, Exercise Style: American, Physical Delivery)

Call Options																Put Options																
Exercise Price	June 2019						July 2019						Other Months		June 2019						July 2019						Other Months		Exercise Price			
	Open price	Price max	Price min	Last price	Closing price	Volume	Open Interest	Open price	Price max	Price min	Last price	Closing price	Volume	Open Interest	Volume	Open Interest	Open price	Price max	Price min	Last price	Closing price	Volume	Open Interest	Open price	Price max	Price min	Last price	Closing price		Volume	Open Interest	Volume
0.300	0.000	0.000	0.000	2.44	-	-										0.000	0.000	0.000	0.001	-	-											0.003
0.350	0.000	0.000	0.000	2.39	-	-										0.000	0.000	0.000	0.001	-	-											0.004
0.400	0.000	0.000	0.000	2.34	-	-										0.000	0.000	0.000	0.001	-	-											0.004
0.450	0.000	0.000	0.000	2.29	-	-										0.000	0.000	0.000	0.001	-	-											0.005
0.500	0.000	0.000	0.000	2.24	-	-										0.000	0.000	0.000	0.002	-	-											0.005
0.550	0.000	0.000	0.000	2.19	-	-										0.000	0.000	0.000	0.001	-	-											0.006
0.600	0.000	0.000	0.000	2.14	-	-										0.000	0.000	0.000	0.001	-	-											0.006
0.650	0.000	0.000	0.000	2.09	-	-										0.000	0.000	0.000	0.001	-	-											0.007
0.700	0.000	0.000	0.000	2.04	-	-										0.000	0.000	0.000	0.001	-	-											0.007
0.750	0.000	0.000	0.000	1.99	-	-										0.000	0.000	0.000	0.001	-	-											0.008
0.800	0.000	0.000	0.000	1.94	-	-										0.000	0.000	0.000	0.001	-	-											0.008
0.850	0.000	0.000	0.000	1.89	-	-										0.000	0.000	0.000	0.001	-	-											0.009
0.900	0.000	0.000	0.000	1.84	-	-										0.000	0.000	0.000	0.001	-	-											0.009
0.950	0.000	0.000	0.000	1.79	-	-	0.000	0.000	0.000		1.79	-	-			0.000	0.000	0.000	0.001	-	-	0.000	0.000	0.000		0.001	-	-			0.010	
1.000	0.000	0.000	0.000	1.74	-	-	0.000	0.000	0.000		1.74	-	-			0.000	0.000	0.000	0.001	-	-	0.000	0.000	0.000		0.001	-	-			0.010	
1.100	0.000	0.000	0.000	1.64	-	-	0.000	0.000	0.000		1.64	-	-			0.000	0.000	0.000	0.001	-	-	0.000	0.000	0.000		0.004	-	-	0.004	-	-	0.011
1.200	0.000	0.000	0.000	1.54	-	-	0.000	0.000	0.000		1.54	-	-			0.000	0.000	0.000	0.004	-	-	0.000	0.000	0.000		0.010	-	-			0.012	
1.300	0.000	0.000	0.000	1.44	-	-	0.000	0.000	0.000		1.44	-	-			0.000	0.000	0.000	0.011	-	-	0.000	0.000	0.000		0.002	-	-			0.013	
1.400	0.000	0.000	0.000	1.34	-	-	0.000	0.000	0.000		1.34	-	25			0.000	0.000	0.000	0.024	-	-	0.000	0.000	0.000		0.001	-	-			0.014	
1.500	0.000	0.000	0.000	1.24	-	-	0.000	0.000	0.000		1.24	-	-			0.000	0.000	0.000	0.047	-	-	0.000	0.000	0.000		0.001	-	-			0.015	
1.600	0.000	0.000	0.000	1.14	-	-	0.000	0.000	0.000		1.14	-	4			0.000	0.000	0.000	0.002	-	-	0.000	0.000	0.000		0.001	-	-			0.016	
1.700	0.980	0.980	0.980	0.980	0.980	10	50	0.000	0.000	0.000		1.05	-	-			0.000	0.000	0.000	0.001	-	-	0.000	0.000	0.000		0.002	-	-			0.017
1.800	0.000	0.000	0.000	0.942	-	-	0.000	0.000	0.000		0.948	-	-			0.000	0.000	0.000	0.002	-	-	0.000	0.000	0.000		0.004	-	-			0.018	
1.900	0.000	0.000	0.000	0.842	-	-	0.000	0.000	0.000		0.852	-	-			0.000	0.000	0.000	0.006	-	-	0.000	0.000	0.000		0.008	-	-			0.019	
2.000	0.000	0.000	0.000	0.742	-	-	0.000	0.000	0.000		0.760	-	-			0.000	0.000	0.000	0.002	-	-	0.000	0.000	0.000		0.015	-	-			0.020	
2.200	0.000	0.000	0.000	0.546	-	-	0.000	0.000	0.000		0.586	-	-			0.000	0.000	0.000	0.004	-	-	0.000	0.000	0.000		0.040	-	-			0.022	
2.400	0.000	0.000	0.000	0.364	-	-	0.000	0.000	0.000		0.433	-	35			0.000	0.000	0.000	0.022	-	-	0.000	0.000	0.000		0.087	-	-			0.024	
2.600	0.000	0.000	0.000	0.214	-	-	0.000	0.000	0.000		0.306	-	-			0.000	0.000	0.000	0.072	-	-	0.000	0.000	0.000		0.160	-	-			0.026	
2.800	0.000	0.000	0.000	0.109	-	-	0.000	0.000	0.000		0.210	-	10			0.000	0.000	0.000	0.166	-	-	0.000	0.000	0.000		0.263	-	-			0.028	
3.000	0.000	0.000	0.000	0.048	-	-	0.000	0.000	0.000		0.138	-	3			0.000	0.000	0.000	0.305	-	-	0.000	0.000	0.000		0.392	-	-			0.030	
3.200	0.000	0.000	0.000	0.018	-	-	0.000	0.000	0.000		0.088	-	-			0.000	0.000	0.000	0.476	-	-	0.000	0.000	0.000		0.541	-	-			0.032	
3.400	0.000	0.000	0.000	0.006	-	-	0.000	0.000	0.000		0.054	-	-			0.000	0.000	0.000	0.664	-	-	0.000	0.000	0.000		0.708	-	-			0.034	
3.600	0.000	0.000	0.000	0.002	-	-	0.000	0.000	0.000		0.032	-	-			0.000	0.000	0.000	0.860	-	-	0.000	0.000	0.000		0.886	-	-			0.036	
3.800	0.000	0.000	0.000	0.015	-	-	0.000	0.000	0.000		0.019	-	-			0.000	0.000	0.000	1.06	-	-	0.000	0.000	0.000		1.07	-	-			0.038	
4.000	0.000	0.000	0.000	0.007	-	-	0.000	0.000	0.000		0.011	-	-			0.000	0.000	0.000	1.26	-	-	0.000	0.000	0.000		1.27	-	-			0.040	

PIRAEUS BANK (CR)

(Contract Size: 100 Securities, Exercise Style: American, Physical Delivery)

	Call Options														Put Options																					
	June 2019						July 2019						Other Months		June 2019						July 2019						Other Months									
Exercise Price	Open price	Price max	Price min	Last price	Closing price	Volume	Open Interest	Open price	Price max	Price min	Last price	Closing price	Volume	Open Interest	Volume	Open Interest	Open price	Price max	Price min	Last price	Closing price	Volume	Open Interest	Open price	Price max	Price min	Last price	Closing price	Volume	Open Interest	Volume	Open Interest	Exercise Price			
Totals:						10	50							0	77	0	0							10	0							0	20	0	0	
Number of Trades:							1							0			0							0.00								0			0	

PPC (CR)

(Contract Size: 100 Securities, Exercise Style: American, Physical Delivery)

Call Options																Put Options																			
Exercise Price	June 2019						July 2019						Other Months		June 2019						July 2019						Other Months		Exercise Price						
	Open price	Price max	Price min	Last price	Closing price	Volume	Open Interest	Open price	Price max	Price min	Last price	Closing price	Volume	Open Interest	Volume	Open Interest	Open price	Price max	Price min	Last price	Closing price	Volume	Open Interest	Open price	Price max	Price min	Last price	Closing price		Volume	Open Interest	Volume	Open Interest		
0.850	0.000	0.000	0.000		1.32	-	-										0.000	0.000	0.000		0.001	-	-										0.009		
0.900	0.000	0.000	0.000		1.27	-	-	0.000	0.000	0.000		1.27	-	-			0.000	0.000	0.000		0.001	-	-	0.000	0.000	0.000		0.007	-	-			0.009		
0.950	0.000	0.000	0.000		1.22	-	-	0.000	0.000	0.000		1.22	-	-			0.000	0.000	0.000		0.002	-	-	0.000	0.000	0.000		0.001	-	-			0.010		
1.000	0.000	0.000	0.000		1.17	-	-	0.000	0.000	0.000		1.17	-	-			0.000	0.000	0.000		0.004	-	-	0.000	0.000	0.000		0.003	-	-			0.010		
1.100	0.000	0.000	0.000		1.07	-	-	0.000	0.000	0.000		1.07	-	-			0.000	0.000	0.000		0.002	-	-	0.000	0.000	0.000		0.003	-	-			0.011		
1.200	0.000	0.000	0.000		0.971	-	-	0.000	0.000	0.000		0.973	-	-			0.000	0.000	0.000		0.001	-	-	0.000	0.000	0.000		0.002	-	-			0.012		
1.300	0.000	0.000	0.000		0.871	-	10	0.000	0.000	0.000		0.873	-	1			0.000	0.000	0.000		0.001	-	27	0.000	0.000	0.000		0.001	-	-			0.013		
1.400	0.000	0.000	0.000		0.771	-	90	0.000	0.000	0.000		0.773	-	10			0.000	0.000	0.000		0.001	-	10	0.000	0.000	0.000		0.003	-	-			0.014		
1.500	0.000	0.000	0.000		0.671	-	-	0.000	0.000	0.000		0.674	-	-			0.000	0.000	0.000		0.003	-	-	0.000	0.000	0.000		0.002	-	-			0.015		
1.600	0.000	0.000	0.000		0.571	-	-	0.000	0.000	0.000		0.575	-	-			0.000	0.000	0.000		0.002	-	-	0.000	0.000	0.000		0.001	-	-			0.016		
1.700	0.000	0.000	0.000		0.472	-	-	0.000	0.000	0.000		0.478	-	-			0.000	0.000	0.000		0.007	-	-	0.000	0.000	0.000		0.004	-	-			0.017		
1.800	0.000	0.000	0.000		0.374	-	-	0.000	0.000	0.000		0.384	-	-			0.000	0.000	0.000		0.003	-	-	0.000	0.000	0.000		0.010	-	-			0.018		
1.900	0.000	0.000	0.000		0.281	-	-	0.000	0.000	0.000		0.298	-	5			0.000	0.000	0.000		0.009	-	-	0.000	0.000	0.000		0.023	-	-			0.019		
2.000	0.000	0.000	0.000		0.197	-	-	0.000	0.000	0.000		0.221	-	5			0.000	0.000	0.000		0.025	-	-	0.110	0.110	0.110	0.110	0.110	1	0			0.020		
2.200	0.000	0.000	0.000		0.076	-	-	0.110	0.120	0.110	0.115	0.115	85	110			0.000	0.000	0.000		0.104	-	-	0.000	0.000	0.000		0.132	-	-			0.022		
2.400	0.000	0.000	0.000		0.020	-	-	0.000	0.000	0.000		0.043	-	-			0.000	0.000	0.000		0.248	-	-	0.000	0.000	0.000		0.268	-	-			0.024		
2.600	0.000	0.000	0.000		0.004	-	-	0.000	0.000	0.000		0.014	-	-			0.000	0.000	0.000		0.432	-	-	0.000	0.000	0.000		0.440	-	-			0.026		
2.800	0.000	0.000	0.000		0.002	-	-	0.000	0.000	0.000		0.004	-	-			0.000	0.000	0.000		0.630	-	-	0.000	0.000	0.000		0.631	-	-			0.028		
3.000	0.000	0.000	0.000		0.001	-	-	0.000	0.000	0.000		0.001	-	-			0.000	0.000	0.000		0.830	-	-	0.000	0.000	0.000		0.830	-	-			0.030		
3.200	0.000	0.000	0.000		0.001	-	-	0.000	0.000	0.000		0.001	-	-			0.000	0.000	0.000		1.03	-	-	0.000	0.000	0.000		1.03	-	-			0.032		
Totals:						0	100					85	131	0	0									0	37							1	0	0	0
Number of Trades:						0						17		0										0.00								1		0	

Lending Products	Underlying Title	Multilateral Transactions[1]					Bilateral Transactions[2]		Stock Borrowing through OTC (volume)[3]
		Open Interest[5]	Volume(Offered)	Average Weighted	Transactions volume	Average Weighted	Transactions Volume	Average Weighted	Transactions Volume
ADMIEBOR	ADMIE (IPTO) HOLDING S.A. (CR)	---	---	---	---	---	---	111,488	
AEGNBOR	AEGEAN AIRLINES (CR)	900	---	---	---	---	---	45,230	
ALPHABOR	ALPHA BANK (CR)	5,000	---	---	20,000	4.95%	---	45,104,446	
ALMYBOR	ALUMIL (CR)	---	---	---	---	---	---	---	
TATTBOR	ATTICA BANK S.A. (CR)	---	---	---	---	---	---	370	
EEEBOR	CC HBC AG (CR)	2,290	---	---	---	---	---	70,546	
CENERBOR	CENERGY HOLDINGS (CB)	---	---	---	---	---	---	---	
ELLAKTORBOR	ELLAKTOR (CR)	4,951	---	---	---	---	---	101,098	
EUROBBOR	EUROBANK ERGASIAS (CR)	137,977	---	---	---	---	---	96,331,016	
EYDAPBOR	EYDAP S.A. (CR)	1,900	---	---	---	---	---	203,999	
FFGRPBOR	FOLLI FOLLIE (CR)	---	---	---	---	---	---	1,331,265	
FOYRKBOR	FOURLIS (CR)	3,859	---	---	---	---	---	15,886	
GEKTERNABOR	GEK TERNA (CR)	---	---	---	2,652	3.43%	---	78,893	
SARBOR	GR. SARANTIS S.A. (CR)	---	---	---	---	---	---	71,322	
EXAEBOR	HELLENIC EXCHANGES-A.S.E. (CR)	1,800	---	---	---	---	---	191,565	
ELPEBOR	HELLENIC PETROLEUM (CR)	1,400	---	---	---	---	---	96,783	
INTRKBOR	INTRACOM HOLDINGS (CR)	300	---	---	---	---	---	---	
INLOTBOR	INTRALOT (CR)	20,886	---	---	---	---	20,000	0.01%	495,912
BELABOR	JUMBO SA (CR)	2,200	---	---	---	---	1,600	0.01%	134,808
LAMDABOR	LAMDA DEVELOPMENT SA (CR)	---	---	---	---	---	---	---	30,600
MIGBOR	MARFIN INVESTMENT GROUP (CR)	---	---	---	---	---	---	---	744,474
MOHBOR	MOTOR OIL (CR)	4,429	---	---	---	---	---	---	68,532
MYTILBOR	MYTILINEOS HOLDINGS (CR)	1,500	---	---	---	---	---	---	83,362
ETEBOR	NATIONAL BANK (CR)	---	---	---	---	---	155,000	0.01%	31,417,742
OPAPBOR	OPAP (CR)	3,675	---	---	---	---	---	---	1,369,051
HTOBOR	OTE (CR)	3,000	---	---	---	---	---	---	659,690
PPABOR	P.P.A. S.A. (CR)	---	---	---	---	---	---	---	2,901
TPEIRBOR	PIRAEUS BANK (CR)	---	---	---	---	---	---	---	25,916,948
PLAISBOR	PLAISIO COMPUTERS SA (CR)	---	---	---	---	---	---	---	---
PPCBOR	PPC (CR)	21,000	---	---	---	---	---	---	6,833,097
QUALBOR	QUALITY & RELIABILITY SA (CR)	---	---	---	---	---	---	---	---

Stock Lending Notes

[1] - Multilateral contracts Lending or Borrowing as per Methods 8-1, 8-2 and 8-3-3 (According to ATHEX BoD Resolution No.17)

[2] - Bilateral Contracts Lending or Borrowing as per Methods 8-3-1 and 8-3-2 (According to ATHEX BoD Resolution No.20)

[3] - The information concerning OTC Stock Borrowing Transactions is based on the statements of the Dematerialised Securities System (DSS) operators involved and refers to volumes that have been registered up until the previous working day.

[4] - Average Price (Volume weighted)

[5] - The Data concerning Open Interest before the start of trading session

Lending Products	Underlying Title	Open Interest[5]	Multilateral Transactions[1]				Bilateral Transactions[2]		Stock Borrowing through OTC (volume)[3]
			Volume(Offered)	Average Weighted	Transactions volume	Average Weighted	Transactions Volume	Average Weighted	Transactions Volume
TENERGYBOR	TERNA ENERGY (CR)	---	---	---	---	---	---	54,603	
TITKBOR	TITAN CEMENT (CR)	---	---	---	1,000	2.65%	---	50,366	
VIORBOR	VIOTALCO SA/NV (CB)	---	---	---	---	---	---	---	

Stock Lending Notes

[1] - Multilateral contracts Lending or Borrowing as per Methods 8-1, 8-2 and 8-3-3 (According to ATHEX BoD Resolution No.17)

[2] - Bilateral Contracts Lending or Borrowing as per Methods 8-3-1 and 8-3-2 (According to ATHEX BoD Resolution No.20)

[3] - The information concerning OTC Stock Borrowing Transactions is based on the statements of the Dematerialised Securities System (DSS) operators involved and refers to volumes that have been registered up until the previous working day.

[4] - Average Price (Volume weighted)

[5] - The Data concerning Open Interest before the start of trading session

Sectors codification for listed companies

533	-	Exploration & Production	537	-	Integrated Oil & Gas
1353	-	Commodity Chemicals	1357	-	Specialty Chemicals
1753	-	Aluminum	1755	-	Nonferrous Metals
1757	-	Steel	1775	-	General Mining
2353	-	Building Materials & Fixtures	2357	-	Heavy Construction
2723	-	Containers & Packaging	2727	-	Diversified Industrials
2733	-	Electrical Components & Equipment	2753	-	Commercial Vehicles & Trucks
2757	-	Industrial Machinery	2773	-	Marine Transportation
2777	-	Transportation Services	2791	-	Business Support Services
2797	-	Industrial Suppliers	3535	-	Distillers & Vintners
3537	-	Soft Drinks	3573	-	Farming Fishing & Plantations
3577	-	Food Products	3722	-	Durable Household Products
3726	-	Furnishings	3728	-	Home Construction
3747	-	Toys	3763	-	Clothing & Accessories
3765	-	Footwear	3767	-	Personal Products
3785	-	Tobacco	4533	-	Health Care Providers
4535	-	Medical Equipment	4577	-	Pharmaceuticals
5337	-	Food Retailers & Wholesalers	5371	-	Apparel Retailers
5373	-	Broadline Retailers	5375	-	Home Improvement Retailers
5379	-	Specialty Retailers	5553	-	Broadcasting & Entertainment
5555	-	Media Agencies	5557	-	Publishing
5751	-	Airlines	5752	-	Gambling
5753	-	Hotels	5755	-	Recreational Services
5757	-	Restaurants & Bars	5759	-	Travel & Tourism
6535	-	Fixed Line Telecommunications	6575	-	Mobile Telecommunications
7535	-	Conventional Electricity	7537	-	Alternative Electricity
7577	-	Water	8355	-	Banks
8534	-	Insurance Brokers	8536	-	Property & Casualty Insurance
8633	-	Real Estate Holding & Development	8637	-	Real Estate Services
8671	-	Industrial & Office REITs	8674	-	Diversified REITs
8675	-	Specialty REITs	8775	-	Specialty Finance
8777	-	Investment Services	8985	-	Equity Investment Instruments
9533	-	Computer Services	9535	-	Internet
9537	-	Software	9572	-	Computer Hardware
9574	-	Electronic Office Equipment	9578	-	Telecommunications Equipment
12003	-	ETF			



ATHEX
Athens Stock Exchange

Λεωφ. Αθηνών 110 104 42 Αθήνα
110, Athinon Ave. GR 104 42 Athens
tel. (+30)210-33.66.800, fax (+30)210-33.66.101
www.athexgroup.gr