

19

**Ημερήσιο Δελτίο
Συναλλακτικής Δραστηριότητας**

Daily Official List
of Trading Activity

Monday, 3 June, 2019

Year: 140 Trading Day No: 102



ATHEXGROUP
Athens Exchange Group

Disclaimer:

Hellenic Exchanges-Athens Stock Exchange S.A endeavours to ensure that the data and other material ("Information") presented on the Daily Official List are accurate and complete, but it is not liable for any errors or omissions of data or /and for the accuracy, credibility, updating and completeness of the aforesaid information nor it has any liability arising directly or indirectly from the use of the above Information.

The Company is not liable for the accuracy of the data included in listed companies' announcements. Only the sender of such an announcement is fully and solely liable for any infringement of third party's rights from the content of such announcement. All contents of the Daily Official List are provided only for information purposes and do not constitute investment advice or solicitation to invest in securities or other products listed for trading on the Exchange.

You acknowledge and agree that the Company is the owner of any property rights related to any Information appearing on the Daily Official List including intellectual property rights copyright, trademarks, etc.

The above data are a property of the Hellenic Exchanges-Athens Exchange and are copyright protected. Users are forbidden to reproduce, modify, copy, sale, transmit or redistribute, by all reproduction means and methods, part or the whole of the above data, without reference to their source.

The commercial exploitation of these data is, also, forbidden by third parties. Hellenic Exchanges-Athens Exchange does not carry any responsibility, direct or indirect, derived from usage or accidental alteration of the above data when used by third parties.

Hellenic Exchanges – Athens Stock Exchange S.A.

110 Athinon Ave., 10442 Athens, Tel: (210) 33.66.800, Fax: (210) 32.13.938

www.athexgroup.gr

Thessalonica Stock Exchange Center (T.S.E.C)

16-18 Katouni Str., Thessalonica 546 25 Tel: (2310) 567.667, Fax: (2310) 530.545

Athex Members Guarantee Fund

14-16 Fidiou Str., Athens 106 78, Tel: (210) 33.04.682, Fax: (210) 33.04.155

Hellenic Republic Capital Market Commission

1 Kolokotroni Str. & 1 Stadiou Str., Athens 10562 Tel: (210) 33.77.100 Fax: (210) 33.77.173

Table of Contents

Section 1: Statistical Figures of Securities, Derivatives and Lending

Summary of Markets

Athex Indices

Analytic Figures for Athex Market's Boards and Categories

Trading Details by Athex Sectors and Financial Instruments (ETFs)

Top 10 best & worst performing Shares

Derivatives Summary

Section 2: Analytic Figures of Shares Transactions

Analytic Figures of Shares Transactions

Shares' Notes

Section 3: Figures of Securities Transactions

Securities Blocks Details

Shares Rights Details

Stock Borrowing

Securities Forced Sales

Forced Sales Registered Shares

Exchange Traded Funds (ETFs) Characteristics

Section 5: Bonds traded in Fixed Income Assets Market

Convertible Corporate Bonds - Regulated Market

Non Convertible Corporate Bonds - Regulated Market

Government Bonds

Treasury Bills & Zero Coupon Government Bonds

Government Bonds Traded with the Open Outcry Method

State Banks Bonds

Section 6: Additional Infos

Athex & ATHEXClear Members List

List of Stocks under Market Making operations

Section 7: Derivatives Market Analytic Figures

Index Futures

Stock Futures

Index Options

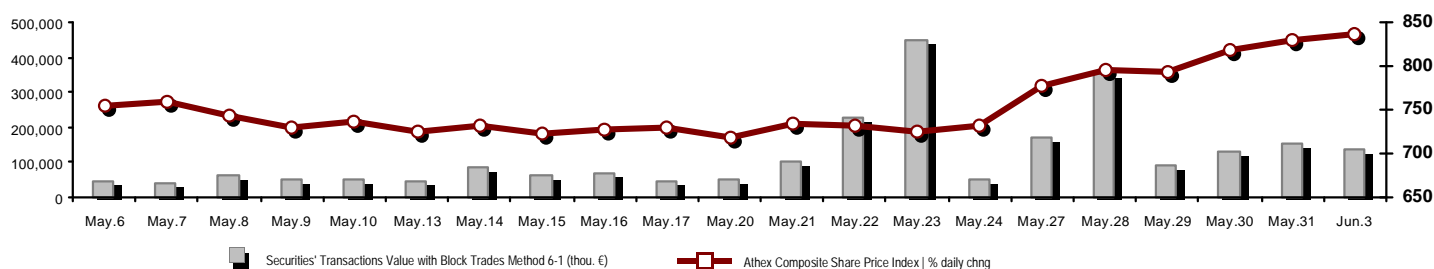
Stock Options

Stock Lending Analytic Figures

Appendix A: Sectors codification for listed companies

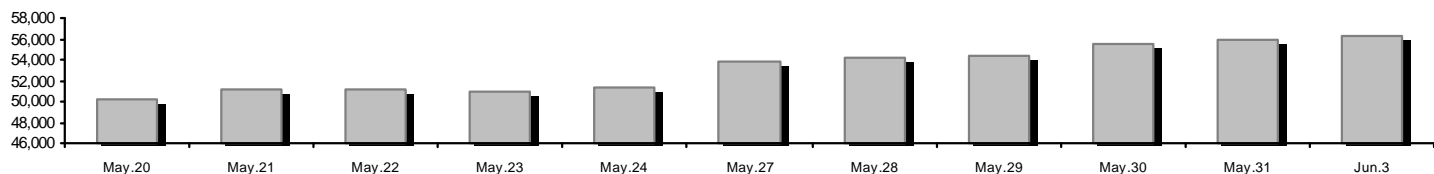
Summary of Markets

Athex Composite Share Price Index vs Shares and Derivatives Transactions Value

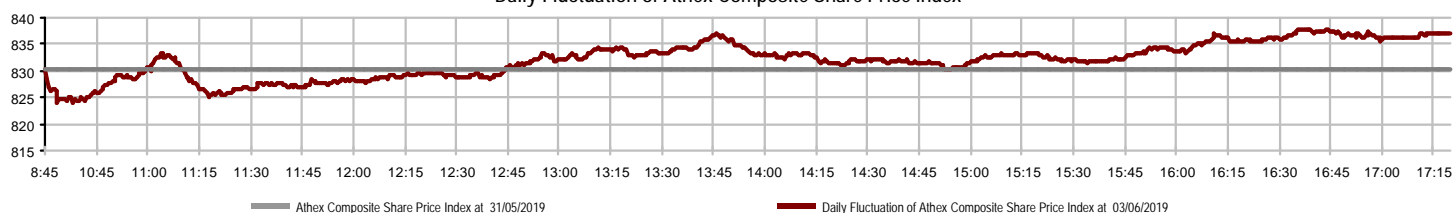


Athex Capitalisation (mill. €) **: 56,229.82	Derivatives Total Open Interest: 388,291
Daily change: mill. € %: 308.59 0.55%	in Index Futures % daily chng: 9,442 0.00%
Yearly Avg Capitalisation: mill. € % chng prev year Avg: 50,165.64 -3.77%	in Stock Futures % daily chng: 372,903 0.00%
Athex Composite Share Price Index % daily chng: 836.84 0.79%	in Index Options % daily chng: 4,353 0.00%
Athex Composite Share Price Index Capitalisation (mill. €): 51,171.17	in Stock Options % daily chng: 1,593 0.00%
Daily change (mill. €): 251.90	
Securities' Transactions Value with Block Trades Method 6-1 (t): 137,699.35	Derivatives Contracts Volume: 77,611
Daily change: %: -12,897.84 -8.56%	Daily change: pieces %: -18,918 -19.60%
YtD Avg Trans. Value: thou. € % chng prev year Avg: 62,768.99 14.29%	YtD Avg Derivatives Contracts % chng prev year Avg: 40,994 -26.81%
Blocks Transactions Value of Method 6-1 (thou. €): 13,329.85	Derivatives Trades Number: 5,610
Blocks Transactions Value of Method 6-2 & 6-3 (thou. €): 160.41	Daily change: number %: -961 -14.62%
Bonds Transactions Value (thou.€): 324.14	YtD Avg Trades number % chng prev year Avg: 2,812 3.72%
Securities' Transactions Volume with Block Trades Method 6-1 (tho): 65,363.25	Lending Total Open Interest: 1,190,948
Daily change: thou. pieces %: -12,814.16 -16.39%	Daily change: pieces %: 0 0.00%
YtD Avg Volume: % chng prev year Avg: 35,273.77 -5.06%	Lending Volume (Multilateral/Bilateral): 81,183
Blocks Transactions Volume of Method 6-1 (thou. Pieces): 2,201.33	Daily change: pieces %: -77,943
Blocks Transactions Volume of Method 6-2 & 6-3 (thou. Pieces): 98.28	Multilateral Lending: 80,383
Bonds Transactions Volume: 311,500	Bilateral Lending: 800
Securities' Trades Number with Block Trades Method 6-1: 57,148	Lending Trades Number: 14
Daily change: number %: -6,940 -10.83%	Daily change: %: -4
YtD Avg Trades number % chng prev year Avg: 24,640 21.20%	Multilateral Lending Trades Number: 12
Number of Blocks Method 6-1: 12	Bilateral Lending Trades Number: 2
Number of Blocks Method 6-2 & 6-3: 2	
Number of Bonds Transactions: 22	

Athex Capitalisation (mill. €) **



Daily Fluctuation of Athex Composite Share Price Index



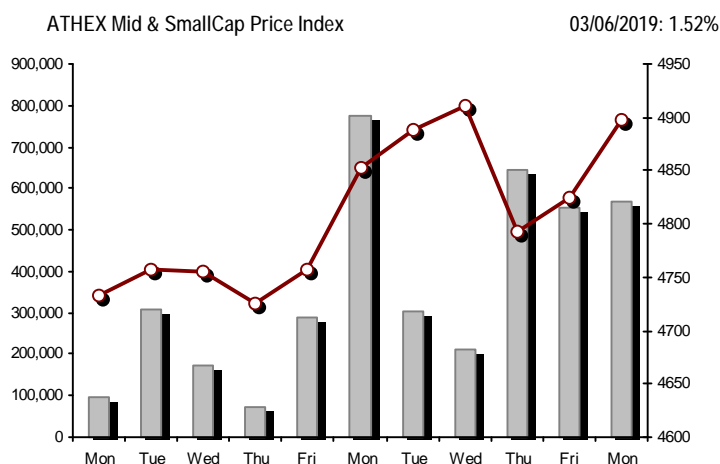
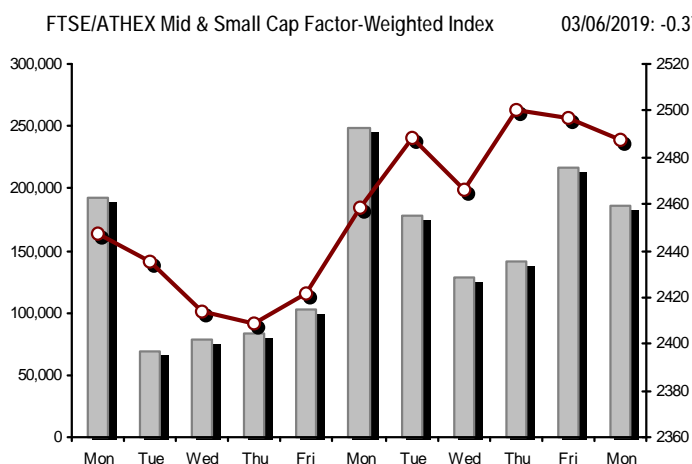
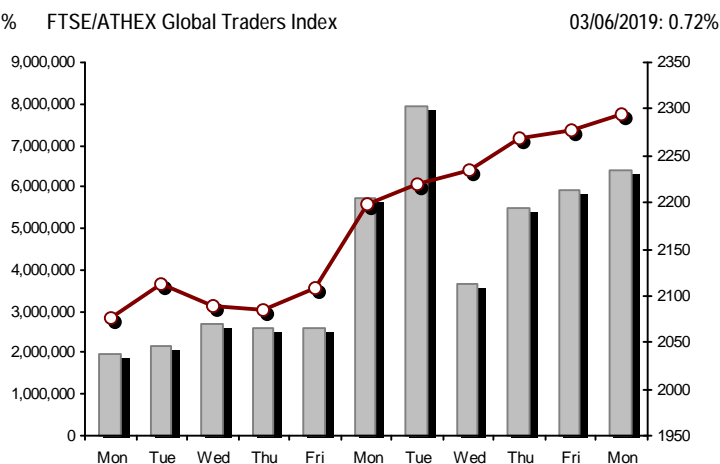
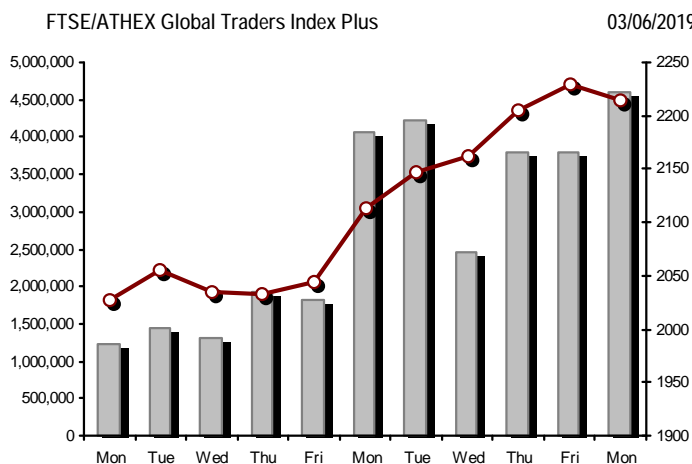
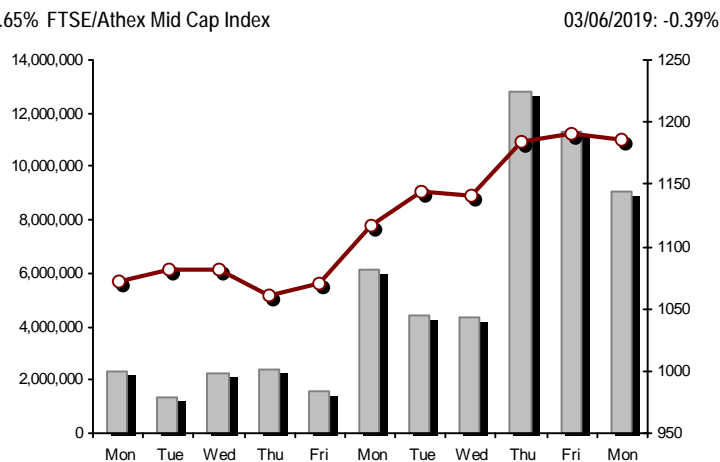
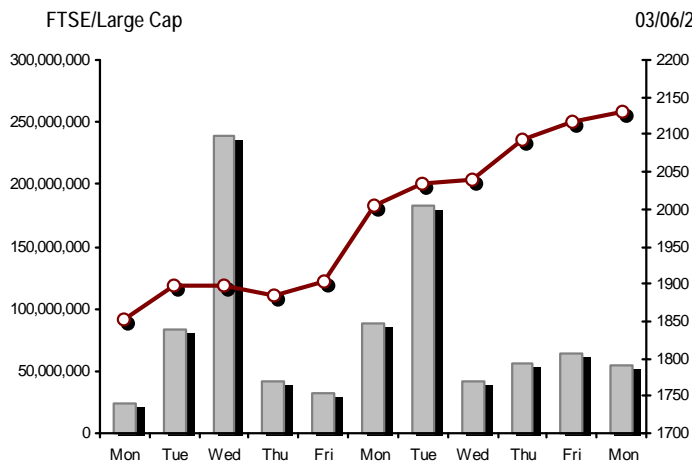
Athex Indices

Index name	03/06/2019	31/05/2019	pts.	%	Min	Max	Year min	Year max	Year change
Athex Composite Share Price Index	836.84 #	830.24	6.60	0.79%	823.85	837.88	600.12	837.88	36.45% #
FTSE/Athex Large Cap	2,129.86 #	2,116.09	13.77	0.65%	2,101.70	2,135.54	1,580.73	2,135.54	32.42% #
FTSE/Athex Mid Cap Index	1,185.81 €	1,190.48	-4.67	-0.39%	1,177.52	1,202.01	945.49	1,232.32	21.61% #
FTSE/ATHEX-CSE Banking Index	598.79 #	595.42	3.37	0.57%	581.11	605.12	275.15	605.12	79.96% #
FTSE/ATHEX Global Traders Index Plus	2,213.68 €	2,228.48	-14.80	-0.66%	2,198.85	2,229.95	1,947.04	2,278.12	10.99% #
FTSE/ATHEX Global Traders Index	2,294.55 #	2,278.21	16.34	0.72%	2,257.55	2,297.42	1,866.67	2,297.42	20.93% #
FTSE/ATHEX Mid & Small Cap Factor-Weighted Ind	2,487.79 €	2,497.01	-9.22	-0.37%	2,473.89	2,498.39	2,173.67	2,553.20	12.31% #
ATHEX Mid & SmallCap Price Index	4,898.33 #	4,825.05	73.28	1.52%	4,796.69	4,909.48	3,914.71	5,079.83	23.63% #
FTSE/Athex Market Index	527.67 #	524.38	3.29	0.63%	520.91	529.05	392.32	529.05	32.19% #
FTSE Med Index	4,437.10 #	4,425.75	11.35	0.26%			3,966.78	4,622.42	11.91% #
Athex Composite Index Total Return Index	1,331.36 #	1,319.39	11.97	0.91%	1,310.70	1,333.02	952.47	1,333.02	36.78% #
FTSE/Athex Large Cap Total Return	3,043.70 #	3,021.97	21.73	0.72%			2,321.35	3,043.70	30.07% #
FTSE/ATHEX Large Cap Net Total Return	934.82 #	928.22	6.60	0.71%	922.46	937.32	692.89	937.32	32.59% #
FTSE/Athex Mid Cap Total Return	1,439.25 €	1,444.19	-4.94	-0.34%			1,180.35	1,498.06	19.59% #
FTSE/ATHEX-CSE Banking Total Return Index	523.36 #	520.42	2.94	0.56%			265.40	523.36	66.96% #
Hellenic Mid & Small Cap Index	1,131.20 #	1,115.70	15.50	1.39%	1,111.34	1,131.20	884.70	1,131.20	24.77% #
FTSE/Athex Banks	791.15 #	786.69	4.46	0.57%	767.78	799.51	363.54	799.51	79.96% #
FTSE/Athex Financial Services	1,067.89 #	1,029.80	38.09	3.70%	1,019.74	1,067.89	744.92	1,067.89	36.86% #
FTSE/Athex Industrial Goods & Services	2,575.43 #	2,533.53	41.90	1.65%	2,518.63	2,576.34	1,884.26	2,576.34	34.87% #
FTSE/Athex Retail	63.84 €	64.58	-0.74	-1.15%	63.35	64.58	58.44	72.19	6.56% #
FTSE/ATHEX Real Estate	4,640.55 #	4,613.04	27.51	0.60%	4,592.27	4,644.18	2,928.70	4,644.18	53.66% #
FTSE/Athex Personal & Household Goods	8,647.82 #	8,435.75	212.07	2.51%	8,402.42	8,716.42	6,649.54	8,765.61	25.73% #
FTSE/Athex Food & Beverage	11,803.13 €	11,927.86	-124.73	-1.05%	11,748.10	11,969.95	10,000.70	12,497.46	16.74% #
FTSE/Athex Basic Resources	3,948.60 €	3,966.30	-17.70	-0.45%	3,879.61	4,024.14	3,146.82	4,219.38	20.36% #
FTSE/Athex Construction & Materials	2,663.65 #	2,656.40	7.25	0.27%	2,641.55	2,677.59	2,437.75	2,788.56	3.15% #
FTSE/Athex Oil & Gas	5,375.63 #	5,352.43	23.20	0.43%	5,226.43	5,375.63	4,612.01	5,375.63	10.61% #
FTSE/Athex Chemicals	8,844.54 #	8,585.68	258.86	3.02%	8,564.10	8,973.97	7,722.79	11,217.47	8.18% #
FTSE/Athex Travel & Leisure	1,622.79 #	1,613.37	9.42	0.58%	1,592.12	1,622.79	1,309.57	1,649.99	22.65% #
FTSE/Athex Technology	914.91 €	943.28	-28.37	-3.01%	911.87	945.17	692.80	960.92	29.00% #
FTSE/Athex Telecommunications	3,429.70 #	3,371.90	57.80	1.71%	3,347.12	3,459.98	2,614.94	3,487.51	30.88% #
FTSE/Athex Utilities	2,419.20 #	2,336.18	83.02	3.55%	2,336.18	2,419.20	1,729.19	2,419.20	37.53% #
Athex All Share Index	198.31 #	197.25	1.06	0.54%	198.31	198.31	157.01	198.31	25.50% #
Hellenic Corporate Bond Index	118.03 #	118.01	0.02	0.02%			116.31	118.96	1.46% #
Hellenic Corporate Bond Price Index	95.72 #	95.71	0.01	0.01%			95.16	96.93	-0.07% €

Note 1: FTSE/Med 100, Hellenic Corporate Bond Price Index and Hellenic Corporate Bond Index closing prices refer to the previous trading day of 30/05/2019.

Note 2: The Hellenic Mid & Small Cap Index is a Customized index calculated by the Athens Exchange.

Athex Indices



Indices volume of transactions

Indices closing prices

Analytic Figures for Athex Market's Boards and Categories

	Total Traded Securities	Main Market	Surveillance	Exchange Traded Funds (ETFs)
Totals	137	117	19	1
Gain / Lose / Same:	72 / 36 / 29	62 / 35 / 20	9 / 1 / 9	1 / 0 / 0
Athex Capitalisation (mill. €) **	56,229.82	56,004.48	225.35	
Daily Average Trans/ons Value(thou.€)	62,768.99	62,796.15	26.40	10.11
Transactions Value	137,859.77	137,615.50	27.55	216.72
Main Board:	124,369.50	124,125.24	27.55	216.72
Blocks Board 6_2_3:	13,490.26	13,490.26	0.00	0.00
Forced Sales Board:	0.00	0.00	0.00	0.00
Special Terms Board:	0.00	0.00	0.00	0.00
Daily Average Transactions Volume	35,273,769	35,045,070	259,575	510
Transactions Volume	65,461,526	65,178,163	273,163	10,200
Main Board:	63,161,912	62,878,549	273,163	10,200
Blocks Board 6_2_3:	2,299,614	2,299,614	0	0
Forced Sales Board:	0	0	0	0
Special Terms Board:	0	0	0	0
Daily Average Number of Trades	24,640	24,516	124	2
Number of Trades	57,150	57,006	141	3
Main Board:	57,136	56,992	141	3
Blocks Board 6_2_3:	14	14	0	0
Forced Sales Board:	0	0	0	0
Special Terms Board:	0	0	0	0

Trading Details by Athex Sectors and Financial Instruments (ETFs)

Code	Sectors	Gain / Lose / Same	Number of Trades	Transactions Volume	Transactions Value	% of Total Trans. Value
8300	- Banks	5 / 1 / 0	32,010	47,458,102	73,273,659.86	53.15%
1700	- Basic Resources	3 / 1 / 4	330	199,607	289,421.58	0.21%
1300	- Chemicals	2 / 2 / 0	305	128,555	254,980.24	0.18%
2300	- Construction & Materials	11 / 3 / 3	2,868	1,079,875	3,964,877.96	2.88%
12000	- Financial Instruments	1 / 0 / 0	3	10,200	216,716.00	0.16%
8700	- Financial Services	3 / 0 / 1	1,636	5,465,365	1,639,586.70	1.19%
3500	- Food & Beverage	4 / 2 / 5	530	228,978	1,606,363.90	1.17%
4500	- Health Care	1 / 1 / 2	110	207,839	295,518.87	0.21%
2700	- Industrial Goods & Services	6 / 10 / 4	3,241	1,279,458	7,500,349.86	5.44%
8500	- Insurance	0 / 1 / 0	34	6,191	25,000.75	0.02%
5500	- Media	1 / 0 / 0	11	16,870	4,658.72	0.00%
500	- Oil & Gas	2 / 1 / 0	1,790	397,683	5,634,305.56	4.09%
3700	- Personal & Household Goods	9 / 2 / 4	2,263	885,508	6,123,361.99	4.44%
8600	- Real Estate	6 / 2 / 1	865	248,883	1,556,273.80	1.13%
5300	- Retail	2 / 1 / 1	240	152,879	193,358.03	0.14%
9500	- Technology	5 / 6 / 1	1,061	592,441	585,574.59	0.42%
6500	- Telecommunications	1 / 0 / 0	1,955	959,740	11,864,451.33	8.61%
5700	- Travel & Leisure	5 / 2 / 3	3,527	3,102,011	15,401,210.89	11.17%
7500	- Utilities	5 / 1 / 0	4,371	3,041,341	7,430,094.61	5.39%

Top 10 best & worst performing Shares

Main Market

With positive Price change			With negative Price change		
	Closing price	change		Closing price	change
ATTICA BANK S.A. (CR)	0.3	19.76% #	INTRALOT (CR)	0.344	-14.00% €
PPC (CR)	2.226	11.80% #	INTRACOM HOLDINGS (CR)	0.77	-11.49% €
MOTODYNAMICS S.A. (CR)	1.24	6.90% #	TECHNICAL OLYMPIC SA (CR)	2.07	-6.33% €
PERSEUS SA (CR)	1.27	6.72% #	AEGEAN AIRLINES (CR)	8.14	-5.46% €
MARFIN INVESTMENT GROUP (CR)	0.1118	5.87% #	EUROPEAN RELIANCE INSUR. (CR)	4	-5.21% €
CENERGY HOLDINGS (CB)	1.394	5.61% #	PAPOUTSANIS (CR)	1.44	-4.00% €
CENTRIC HOLDINGS (CR)	0.236	5.36% #	INTRACOM CONSTR. (CR)	1.195	-2.85% €
EL. D. MOUZAKIS SA (CB)	0.42	5.00% #	EKTER SA (CR)	1.34	-2.55% €
ELVALHALCOR (CB)	1.71	3.64% #	EUROBANK ERGASIAS (CR)	0.854	-2.40% €
ELLAKTOR (CR)	1.886	3.40% #	PROFILE SA (CR)	2.93	-2.33% €
With the highest Transactions Value			With the highest Transactions Volume		
	Value (thou. €)	change		Volume	change
ALPHA BANK (CR)	24,641.34	1.78% #	EUROBANK ERGASIAS (CR)	19,940,424	-2.40% €
NATIONAL BANK (CR)	17,298.73	1.35% #	ALPHA BANK (CR)	14,356,361	1.78% #
EUROBANK ERGASIAS (CR)	17,010.88	-2.40% €	NATIONAL BANK (CR)	7,179,984	1.35% #
PIRAEUS BANK (CR)	13,697.14	3.25% #	MARFIN INVESTMENT GROUP (CR)	5,248,142	5.87% #
OPAP (CR)	12,855.07	1.71% #	PIRAEUS BANK (CR)	4,649,132	3.25% #
OTE (CR)	11,864.45	1.71% #	PPC (CR)	1,964,434	11.80% #
MYTILINEOS HOLDINGS (CR)	5,297.23	2.41% #	OPAP (CR)	1,362,493	1.71% #
JUMBO SA (CR)	4,351.43	3.14% #	INTRALOT (CR)	1,331,788	-14.00% €
PPC (CR)	4,144.29	11.80% #	ATTICA BANK S.A. (CR)	1,313,652	19.76% #
MOTOR OIL (CR)	3,675.25	0.70% #	OTE (CR)	959,740	1.71% #

Note: Stocks that are not included in the "Low Dispersion" and "Under Supervision" categories, and the transactions value is more than 10,000 €.

Derivatives Summary

	Number of Trades	Volume	Open Interest
Index Futures	427	2,107	9,442
FTSE/Athex Large Cap	427	2,107	9,442
Stock Futures	5,082	74,220	372,903
ADMIE (IPTO) HOLDING S.A. (CR)	111	1,270	9,359
ALPHA BANK (CR)	668	18,918	60,295
ATTICA BANK S.A. (CR)	26	634	4,221
CC HBC AG (CR)	19	32	245
CENERGY HOLDINGS (CB)	135	817	7,676
ELLAKTOR (CR)	76	550	8,623
EUROBANK ERGASIAS (CR)	323	11,176	50,793
EYDAP S.A. (CR)	21	63	309
FOURLIS (CR)	1	5	267
GEK TERNA (CR)	76	260	8,247
HELLENIC EXCHANGES-A.S.E. (CR)	154	462	4,082
HELLENIC PETROLEUM (CR)	39	245	2,362
INTRACOM HOLDINGS (CR)	58	411	3,860
INTRALOT (CR)	182	1,854	4,468
JUMBO SA (CR)	66	189	425
LAMDA DEVELOPMENT SA (CR)	104	199	2,322
MARFIN INVESTMENT GROUP (CR)	296	5,311	76,100
MOTOR OIL (CR)	59	189	314
MYTILINEOS HOLDINGS (CR)	299	1,261	9,220
NATIONAL BANK (CR)	644	16,396	57,724
OPAP (CR)	102	490	4,598
OTE (CR)	76	396	3,090
P.P.A. S.A. (CR)	13	61	643
PIRAEUS BANK (CR)	805	8,567	27,323
PPC (CR)	628	4,056	14,756
TERNA ENERGY (CR)	8	26	3,540
TITAN CEMENT (CR)	21	93	1,382
VIOHALCO SA/NV (CB)	72	289	6,659
Index Options	92	1,150	4,353
FTSE/Athex Large Cap	92	1,150	4,353
Stock Options	9	134	1,593
ALPHA BANK (CR)	5	41	139
NATIONAL BANK (CR)	3	90	593
OPAP (CR)	0	0	106
OTE (CR)	0	0	323
PIRAEUS BANK (CR)	1	3	134
PPC (CR)	0	0	298
Total Derivatives Traded	5,610	77,611	388,291

Shares' Notes

Code	Note text
()	- Adjusted dividends.
*	- Last adjusted closing price.
[1]	- Net dividends.
[2]	- The "Date of Last Coupon" for New listings refers to the date company's stocks started to trade in Athex
[3]	- The Company Market Value is referred to the number of outstanding shares
[4]	- Sectors codification can be found in Appendix A
[5]	- The Market Value refers to the total number of shares listed (including their several classes) in the exchange by the company.
[6]	- P/E greater than 100
[7]	- Last view of the Order Book before the end of the trading session
[8]	- All Blocks Methods' Transactions Value are included.
4690	- Transfer to Surveillance category as of 4/4/2006.
4750	- Transfer to the Under Surveillance Category from 8/4/2011.
4865	- Suspension of trading as of 2/4/2012.
4887	- Transfer to the Surveillance Category as of 10/4/2012.
4912	- Transfer to the Surveillance Category as of 31/7/2012.
4914	- Suspension of trading as of 31/8/2012.
4918	- Suspension of trading as of 31/8/2012.
4955	- Transfer to the Surveillance Category as from 5/4/2013.
4956	- Transfer to the Surveillance Category as from 5/4/2013.
4957	- Transfer to the Surveillance Category as from 5/4/2013.
4958	- Transfer to the Surveillance Category as from 5/4/2013.
4959	- Transfer to the Surveillance Category as from 5/4/2013.
4983	- Transfer to the Surveillance Category as of 5/4/2013.
5080	- Transfer to the Surveillance Category as of 06/09/2011.
5093	- Transfer to the Surveillance Category as of 8/4/2015.
5095	- Transfer to the Surveillance Category as from 5/4/2013.
5101	- Suspension of trading as of 1/9/2015.
5110	- Suspension of trading as of 08/03/2016.
5112	- Transfer to the Surveillance Category as of 15/04/2016.
5115	- Transfer to the Surveillance Category as of 15/04/2016.
5123	- Transfer to the Surveillance Category as of 10/04/2014
5130	- Suspension of trading as of 18/04/2017.
5136	- Suspension of trading as of 02/05/2017.
5141	- Transfer to the Surveillance Category as of 10/05/2017.
5153	- Suspension of trading as of 03/10/2017.
5154	- Suspension of trading as of 03/10/2017.
5156	- Transfer to the Surveillance Category as of 11/12/2017.
5160	- Transfer to the Surveillance Category as of 15/04/2016.
5161	- Transfer to the Surveillance Category as of 25/11/2011.
5162	- Transfer to the Under Supervision Category as of 21/12/2009.
5165	- Transfer to the Surveillance Category as of 15/02/2018.
5171	- Suspension of trading as of 30/04/2018.
5172	- Suspension of trading as of 30/04/2018.
5174	- Suspension of trading as of 02/05/2018.
5178	- Transfer to the Surveillance Category as of 11/05/2018.
5179	- Suspension of trading as of 25/05/2018.
5190	- Transfer to the Surveillance Category as of 10/04/2012.
5191	- Suspension of trading as of 02/10/2018.
5192	- Suspension of trading as of 02/10/2018.
5193	- Transfer to the Surveillance Category as of 25/10/2018.
5194	- Transfer to the Surveillance Category as of 25/10/2018.
5195	- Transfer to the Surveillance Category as of 27/06/2008.

Shares' Notes

Code	Note text
5196	- Transfer to the Under Surveillance Category from 08/04/2011.
5197	- Transfer to the Surveillance Category as of 07/11/2018.
5200	- Transfer to the Surveillance Category as of 10/04/2012.
5201	- Suspension of trading as of 02/04/2019.
5205	- Suspension of trading as of 02/05/2019.
5206	- Suspension of trading as of 02/05/2019.
5207	- Transfer to the Surveillance Category as from 13/05/2019.

Securities Blocks Details

Securities	Block Volume	Price	Block Trade Value	Time of approval	Note
NATIONAL BANK (CR)	250,000	2.44	611,000.00	11:07:43	20
OTE (CR)	100,000	12.21	1,221,000.00	12:17:57	20
OPAP (CR)	270,000	9.36	2,525,850.00	12:21:24	20
AEGEAN AIRLINES (CR)	46,500	8.12	377,580.00	13:27:24	20
ALPHA BANK (CR)	237,268	1.75	414,744.46	13:46:16	20
PPC (CR)	30,653	1.63	49,970.52	15:34:13	14
PPC (CR)	67,628	1.63	110,443.29	16:12:39	14
ALPHA BANK (CR)	350,000	1.72	601,125.00	16:46:33	20
OPAP (CR)	287,766	9.54	2,743,848.81	17:12:00	20
OPAP (CR)	120,000	9.54	1,144,200.00	17:12:18	20
JUMBO SA (CR)	100,000	16.40	1,640,000.00	17:12:41	20
MYTILINEOS HOLDINGS (CR)	68,288	10.00	682,880.00	17:12:59	20
PIRAEUS BANK (CR)	343,972	2.98	1,026,412.45	17:13:28	20
OTE (CR)	27,539	12.39	341,208.21	17:14:11	20

Blocks Notes

9 - Method 6-1 / Special Fees

10 - Method 6-1 / Special Fees, SDS

14 - Method 6-3 / Settlement, Incomplete Buy and Sell

18 - Method 6-2 / SPOT 1

19 - Method 6-2 / SPOT 2

20 - Method 6-1 and Method 6-1 Same Day Settlement

21 - Other Pre-agreed

Shares Rights Details

Occured date	Exercise from	Exercise until	Trading until	Rights	Price min	Price max	Closing price	Last Bid	Last Ask	Volume	Trades	Transactions Value
--------------	---------------	----------------	---------------	--------	-----------	-----------	---------------	----------	----------	--------	--------	--------------------

No Rights Transactions.

Securities Forced Sales

Securities	Category of Security	Transactions Volume	Number of Trades	Transactions Value	Note
------------	----------------------	------------------------	---------------------	-----------------------	------

No Forced Transactions.

Forced Sales Notes

- 1 - Normal Forced Sale.
- 2 - Forced Sales of Fixed Registered Shares.
- 3 - Forced Sales of Remaining Stock Fractions.

Forced Sales Registered Shares

Securities	Start Date	End Date	Initial Volume	Remaining Volume	Date	Avg price (day)	Avg price (period)	Number of Trades	Transactions Volume	Transactions Value
------------	------------	----------	----------------	------------------	------	-----------------	--------------------	------------------	---------------------	--------------------

No Fixed Registered Shares Forced Sales.

Forced Sales Notes

According to Decision 1/380/04.05.2008 of the Hellenic Republic Capital Market Commission, the certificated registered shares that have not been deposited to the issuer for dematerialisation, will be auctioned in the Athens Exchange by the supervising issuer. Forced sales procedure is held according to Article 99A of the Athens Exchange Rulebook. The average price of the period is calculated by dividing the Total transactions value by the Total volume and includes all the transactions made until the current date.

Exchange Traded Funds (ETFs) Characteristics

	Transactions Date (T)	Creation / Redemption	Units (T-1)	New Units (T-1)	Redemption Units (T-1)	Units (T) [1]	Fund Assets [2]	Net Unit Price	Dividend per Unit	Dividend Date
ALPHA ETF FTSE Athex Large Cap	03/06/2019	5,000	642,382	---	---	642,382	13,555,250.00	21.1015	0.43	30/06/2018

ETFs Notes

[1] - Units (T) = Units (T-1) + New Units (T-1) - Redemption Units (T-1)

[2] - The Creation / Redemption Units of T-1 are included.

Convertible Corporate Bonds - Regulated Market

Num Listed Bonds	Nominal price	Issue price	Today's Rate	Exp. Date	Duration (years)	Note	Coupon		Trading	Corporate Bonds	Price min	Price max	Closing price	Previous closing price/date	Volume	Transactions Value	Last order			ear min	Year max
							Common	Preferred									Price	Buy / Sell	Date		
171,268,704	0.30	0.30	1.00	11/10/2025	9	---	11	---	1	FORTHNET S.A. (Convertible)	---	---	---	---	---	---	1.0000	B	11/04/2019	100.0000	100.0000

Corporate Bonds Notes

Transactions Volume = (Pieces) * (Nominal Price). Transactions Value = (Pieces) * (Nominal Price) * (price %) + (Accrued interest).

The price of a Bond is stated as a percentage (%) of Bond's Nominal Price.

Nominal Price in Euros (€), except if it is noted differently.

Non Convertible Corporate Bonds - Regulated Market

Num Listed Bonds	Nominal price	Issue price	Today's Rate	Exp. Date	Duration (years)	Note	Coupon		Trading	Corporate Bonds	Accrued Int.	Yield.T.Mat	Price min	Price max	Closing price	Previous closing price/date	Volume	Transactions Value	Last order		ear min	Year max		
							Common	Preferred											Price	Buy / Sell			Date	
25,000	1,000.00	1,000.00	4.95	26/06/2023	5	---	2	---	1	B&F COMM. & GARM. INDUS. S.A. (Non Convertible)	22.0000	5.6420	---	---	---	96.8000	31/05/2019	---	---	95.5000	B	33/06/2015	93.0000	98.5000
90,000	1,000.00	1,000.00	3.00	11/05/2023	5	---	3	---	1	CORAL A.E. (Non Convertible)	1.9167	2.0410	103.2990	103.3000	103.3000	103.2920	31/05/2019	80,000	82,793.31	101.3500	B	33/06/2015	100.2726	103.5000
120,000	1,000.00	1,000.00	3.95	04/04/2025	7	---	3	---	1	GEK TERNA S.A. (Non Convertible)	6.8028	3.1800	103.1000	103.1000	103.1000	103.0210	31/05/2019	30,000	31,134.08	102.9000	B	33/06/2015	99.0000	103.5000
60,000	1,000.00	1,000.00	3.85	21/07/2022	5	---	4	---	1	TERNA ENERGY FINANCE S.A. (Non Convertible)	14.4375	2.6260	103.0000	103.0984	103.0281	103.2020	31/05/2019	28,000	29,252.12	102.8000	B	33/06/2015	100.5200	104.5500
300,000	1,000.00	1,000.00	3.10	27/06/2022	5	---	4	---	1	MYTILINEOS HOLDINGS S.A. (Non Convertible)	13.7778	2.0160	102.8000	102.9500	102.8138	102.8400	31/05/2019	106,000	110,562.64	102.8000	B	33/06/2015	100.5818	103.4000
50,000	1,000.00	1,000.00	4.35	20/06/2022	5	---	4	---	1	SYSTEMS SUNLIGHT S.A. (Non Convertible)	20.1792	3.0750	102.8510	102.8510	102.8510	104.3360	31/05/2019	5,000	5,243.45	103.4000	B	33/06/2015	99.4118	104.5000
200,000	1,000.00	1,000.00	3.50	21/03/2022	5	---	5	---	1	O.P.A.P. S.A. (Non Convertible)	7.3889	2.0530	103.2000	103.4500	103.4500	103.2710	31/05/2019	30,000	31,241.67	103.1000	B	33/06/2015	101.6500	103.5200
40,000,000	1.00	1.00	5.00	04/10/2021	5	---	11	---	1	HOUSEMARKET S.A. (Non Convertible)	0.0086	2.3280	105.3000	105.3000	105.3000	105.3500	31/05/2019	2,500	2,654.03	105.0500	B	33/06/2015	101.9500	105.5000
200,000	1,000.00	1,000.00	3.60	12/03/2026	7	---	1	---	1	AEGEAN AIRLINES S.A. (Non Convertible)	8.5000	2.9880	103.3500	103.3500	103.3500	103.3600	31/05/2019	30,000	31,260.00	102.3500	B	33/06/2015	100.3628	103.3600

Corporate Bonds Notes

Transactions Volume = (Pieces) * (Nominal Price). Transactions Value = (Pieces) * (Nominal Price) * (price %) + (Accrued interest).

The price of a Bond is stated as a percentage (%) of Bond's Nominal Price.

Nominal Price in Euros (€), except if it is noted differently.

Government Bonds

Number Listed Bonds	Nominal price	Today's Rate	Accrued Interest Calc	Exp. Date [1]	Duration (years)	Note	Coupons Date	Curr. coupon value	Trading Unit	Government Bonds	Price min	Price max	Closing price	Previous closing price/date	Volume	Transactions Value	Price	Last order Buy / Sell	Date
3,000,000	1,000.00	4.38	Actual/Actual	01/08/2022	5	---	01/08	4.38	1	GGB-FXD-010822-05Y-4.375-1.000	---	---	---	---	---	---	1.0000	B	28/11/2018
2,500,000	1,000.00	3.45	Actual/Actual	02/04/2024	5	---	02/04	3.45	1	GGB-FXD-020424-05Y-3.450-1.000	---	---	---	---	---	---	---	---	---
4,355,990,324	1.00	3.50	Actual/Actual	30/01/2023	5	---	01/02 - 31/01	3.50	1	GGB-FXD-300123-05Y-3.500-1.000	---	---	---	94.5720 13/07/2018	---	---	1.0000	B	28/11/2018
5,962,747,327	1.00	3.75	Actual/Actual	30/01/2028	10	---	/02 - 01/02 - 31/	3.75	1	GGB-FXD-300128-10Y-3.750-1.000	---	---	---	85.4610 13/07/2018	---	---	1.0000	B	28/11/2018
6,091,218,404	1.00	3.90	Actual/Actual	30/01/2033	15	---	/02 - 01/02 - 31/	3.90	1	GGB-FXD-300133-15Y-3.900-1.000	---	---	---	78.6730 13/07/2018	---	---	1.0000	B	28/11/2018
4,805,399,486	1.00	4.00	Actual/Actual	30/01/2037	19	---	/02 - 01/02 - 31/	4.00	1	GGB-FXD-300137-19Y-4.000-1.000	---	---	---	77.0370 13/07/2018	---	---	1.0000	B	28/11/2018
4,603,713,186	1.00	4.20	Actual/Actual	30/01/2042	24	---	/02 - 01/02 - 31/	4.20	1	GGB-FXD-300142-24Y-4.200-1.000	---	---	---	77.7640 13/07/2018	---	---	1.0000	B	28/11/2018
550,418,123	1.00	3.00	Actual/Actual	24/02/2023	11	---	24/02	3.00	1	GGB-FXD-240223-11Y-2.000-1.000	---	---	---	10.0000 22/06/2015	---	---	---	---	---
445,007,576	1.00	3.00	Actual/Actual	24/02/2024	12	---	24/02	3.00	1	GGB-FXD-240224-12Y-2.000-1.000	---	---	---	10.0000 22/06/2015	---	---	---	---	---
423,674,226	1.00	3.00	Actual/Actual	24/02/2025	13	---	24/02	3.00	1	GGB-FXD-240225-13Y-2.000-1.000	---	---	---	10.0000 22/06/2015	---	---	---	---	---
212,292,153	1.00	3.00	Actual/Actual	24/02/2026	14	---	24/02	3.00	1	GGB-FXD-240226-14Y-2.000-1.000	---	---	---	10.0000 22/06/2015	---	---	---	---	---
160,621,352	1.00	3.00	Actual/Actual	24/02/2027	15	---	24/02	3.00	1	GGB-FXD-240227-15Y-2.000-1.000	---	---	---	10.0000 22/06/2015	---	---	---	---	---
183,244,055	1.00	3.00	Actual/Actual	24/02/2028	16	---	24/02	3.00	1	GGB-FXD-240228-16Y-2.000-1.000	---	---	---	10.0000 22/06/2015	---	---	---	---	---
164,802,894	1.00	3.00	Actual/Actual	24/02/2029	17	---	24/02	3.00	1	GGB-FXD-240229-17Y-2.000-1.000	---	---	---	10.0000 22/06/2015	---	---	---	---	---
165,460,943	1.00	3.00	Actual/Actual	24/02/2030	18	---	24/02	3.00	1	GGB-FXD-240230-18Y-2.000-1.000	---	---	---	10.0000 22/06/2015	---	---	---	---	---
129,007,241	1.00	3.00	Actual/Actual	24/02/2031	19	---	24/02	3.00	1	GGB-FXD-240231-19Y-2.000-1.000	---	---	---	10.0000 22/06/2015	---	---	---	---	---
126,192,683	1.00	3.00	Actual/Actual	24/02/2032	20	---	24/02	3.00	1	GGB-FXD-240232-20Y-2.000-1.000	---	---	---	10.0000 22/06/2015	---	---	---	---	---
146,905,168	1.00	3.00	Actual/Actual	24/02/2033	21	---	24/02	3.00	1	GGB-FXD-240233-21Y-2.000-1.000	---	---	---	10.0000 22/06/2015	---	---	---	---	---
154,475,606	1.00	3.00	Actual/Actual	24/02/2034	22	---	24/02	3.00	1	GGB-FXD-240234-22Y-2.000-1.000	---	---	---	10.0000 22/06/2015	---	---	---	---	---
144,429,441	1.00	3.00	Actual/Actual	24/02/2035	23	---	24/02	3.00	1	GGB-FXD-240235-23Y-2.000-1.000	---	---	---	10.0000 22/06/2015	---	---	---	---	---
166,211,676	1.00	3.00	Actual/Actual	24/02/2036	24	---	24/02	3.00	1	GGB-FXD-240236-24Y-2.000-1.000	---	---	---	10.0000 22/06/2015	---	---	---	---	---
145,461,669	1.00	3.00	Actual/Actual	24/02/2037	25	---	24/02	3.00	1	GGB-FXD-240237-25Y-2.000-1.000	---	---	---	10.0000 22/06/2015	---	---	---	---	---
146,941,087	1.00	3.00	Actual/Actual	24/02/2038	26	---	24/02	3.00	1	GGB-FXD-240238-26Y-2.000-1.000	---	---	---	10.0000 22/06/2015	---	---	---	---	---
135,115,612	1.00	3.00	Actual/Actual	24/02/2039	27	---	24/02	3.00	1	GGB-FXD-240239-27Y-2.000-1.000	---	---	---	10.0000 22/06/2015	---	---	---	---	---
141,909,637	1.00	3.00	Actual/Actual	24/02/2040	28	---	24/02	3.00	1	GGB-FXD-240240-28Y-2.000-1.000	---	---	---	10.0000 22/06/2015	---	---	---	---	---
136,788,720	1.00	3.00	Actual/Actual	24/02/2041	29	---	24/02	3.00	1	GGB-FXD-240241-29Y-2.000-1.000	---	---	---	10.0000 22/06/2015	---	---	---	---	---
163,643,410	1.00	3.00	Actual/Actual	24/02/2042	30	---	24/02	3.00	1	GGB-FXD-240242-30Y-2.000-1.000	---	---	---	10.0000 22/06/2015	---	---	---	---	---
742,153	1,000.00	0.40	FLR Actual/360	10/08/2019	5	---	10/02 - 10/08	---	1	GGB-FLT-100819-05Y-0.934-1.000	---	---	---	---	---	---	50.0001	B	12/12/2017
2,500,000	1,000.00	3.88	Actual/Actual	12/03/2029	10	---	12/03	3.88	1	GGB-FXD-120329-10Y-3.875-1.000	---	---	---	---	---	---	---	---	---
3,000,000	1,000.00	3.38	Actual/Actual	15/02/2025	7	---	15/02	3.38	1	GGB-FXD-150225-07Y-3.375-1.000	---	---	---	---	---	---	---	---	---
250,250	1,000.00	2.90	Actual/Actual	20/03/2023	4	---	20/03	2.90	1	GGB-FXD-200323-04Y-2.900-1.000	---	---	---	---	---	---	---	---	---
964,000	1,000.00	3.25	Actual/Actual	20/03/2025	6	---	20/03	3.25	1	GGB-FXD-200325-06Y-3.250-1.000	---	---	---	---	---	---	---	---	---
2,100,000	1,000.00	3.55	Actual/Actual	20/03/2026	7	---	20/03	3.55	1	GGB-FXD-200326-07Y-3.550-1.000	---	---	---	---	---	---	---	---	---

Government Bonds Notes

Transactions Volume = (Pieces) * (Nominal Price). Transactions Value = (Pieces) * (Nominal Price) * (price %) + (Accrued interest).

The Value of current coupon for the issues with NV 0.01 euro refers to NV 100 euros

FLR: Floating Interest Rate.

[1] - The Expiration Date of the interest bearing period and the Date for coupon payment.

Treasury Bills & Zero Coupon Government Bonds

Issue Date	13-Week Maturity									26-Week Maturity									52-Week Maturity								
	Exp. Date	Initial Rate	Num Listed Bonds	Nominal price	Issue price	Last Trade Price	Last Trade Date	Volume Traded	Note	Exp. Date	Initial Rate	Num Listed Bonds	Nominal price	Issue price	Last Trade Price	Last Trade Date	Volume Traded	Note	Exp. Date	Initial Rate	Num Listed Bonds	Nominal price	Issue price	Last Trade Price	Last Trade Date	Volume Traded	Note
15/06/2018	---	---	---	---	---	---	---	---	---	---	---	---	---	---	---	---	---	---	14/06/2019	1.09	1,000,000	1,000.00	989.10	---	---	---	---
14/09/2018	---	---	---	---	---	---	---	---	---	---	---	---	---	---	---	---	---	---	13/09/2019	1.09	1,000,000	1,000.00	989.10	---	---	---	---
14/12/2018	---	---	---	---	---	---	---	---	---	---	---	---	---	---	---	---	---	---	13/12/2019	1.09	1,000,000	1,000.00	989.10	---	---	---	---
15/03/2019	---	---	---	---	---	---	---	---	---	---	---	---	---	---	---	---	---	---	13/03/2020	0.95	1,000,000	1,000.00	990.50	---	---	---	---

Bonds in Circulation	Currency / Min nominal traded Value	Coupons Payment Date	Current Coupon Value	Note	Coupon	Trading Unit	Issue Date	Duration (years)	Today's Interest	A.I.C in days	Bonds	Last price of previous days		Last Outcry in Cash (euro)			Trades in Pieces	Life min	Life Max
												Price	Buy / Sell	Price	Buy / Sell	Date			
Corporate Bonds in Foreign Currency and Euro																			
103,746	GBP / 10	01/12	0.25	---	60	1	01/12/1930	98	2.5	360	National Mortgage Bank	2.27	05/02/1996	2.27	S	05/02/1996	---	2.27	2.27
0	GBP / 10	01/12	0.25	---	62	1	01/12/1928	100	2.5	360	National Mortgage Bank	---	---	---	---	---	---	---	---

Government Bonds Notes

A.I.C: Accrued Interest Calculation base.

FLR: Floating Interest Rate.

The minimum tradeable Nominal Value for all Demeterialised Government Titles is 100 Euros.

(μτφρ-0)

Athex & ATHEXClear Members List

Member Name	Stock Market			Derivatives Market		ATHEXClear Member				
	Address	Phone	Fax	Market Member	Remote Member	Market Maker	Proprietary	Market Maker	General Clearing	Direct Clearing
A. SARRIS SECURITIES S.A.				a						
6, DRAGATSANIOU ATHINA	+30 2103367700	210-3312324								
ALPHA BANK A.E.									a	
40, STADIOU STR ATHINA	(210)-3260000	(210)-3264116								
	(210)-3265546	(210)-3265811								
103, AVE. ATHINON ATHINA	+30 2103436820	210-3436270								
ALPHA FINANCE INVESTMENT SERVICES S.A.				a		a	a	a		a
5, MERLIN ATHINA	+30 2103677400	210-33311193								
ARGUS STOCKBROKERS LTD				a	a		a			
25, DIMOSTHENI SEVERI AVE NICOSIA	+357 22717000	0035722717070								
ATLANTIC SECURITIES LIMITED				a	a					
37, PRODROMOU NICOSIA	+357 22445400	00357 22661914								
AXON SECURITIES S.A.				a			a			
48, STADIOU ATHINA	+30 2103363800	210-3243903								
BETA SECURITIES S.A.				a		a	a			a
29, ALEXANDRAS AVEN. & VRAILA ATHINA	+30 2106478900	210-6410139								
BNP PARIBAS SECURITIES SERVICES									a	
2, LAMPSAKOU ATHINA	+30 2107468500	210-7468579-581								
CAPITAL SECURITIES S.A.				a			a			
58, MITROPOLEOS ATHINA	+30 2103369700	+30 210 3369820								
CFS SECURITIES-INVESTMENT SERVICES S.A.				a						
3, PAPARRIGOPOULOU ATHINA	+30 2103360800	+30 210-3360980								
CITIGROUP GLOBAL MARKET LTD				a	a					
1, CITIGROUP CENTER, CANADA SQ., CANARY WHARF LONDON	+44 02079864000									
CITIGROUP GLOBAL MARKETS EUROPE AG				a	a					
16, REUTERWEG FRANKFURT										
CREDIT SUISSE SECURITIES (EUROPE) LIMITED				a	a					
1, CABOT SQUARE LONDON	+44 2078888888									
CYCLOS SECURITIES S.A.				a			a			a
39, PANEPISTIMIOU ATHINA	+30 2103364300	+30 210-3239122								
DEUTSCHE BANK S.A.				a	a		a			
1, GREAT WINCHESTER STREET LONDON	+44 20 754 54209	00441133361437								
DYNAMIC SECURITIES S.A.				a			a			a
, SYGROU AVENUE 223 & TRALLEON 2 NEA SMYRNI	+30 2103677700	210-3677777								
EUROBANK EQUITIES INVESTMENT FIRM S.A				a		a	a	a		a
, FILELLINON 10 & XENOFONTOS 13 ATHINA	+30 2103720000	210-3720001								
EUROBANK ERGASIAS S.A.									a	
8, OTHONOS STR. ATHINA	(210)-3337969	(210)-3245916								
8, OTHONOS ATHINA	+30 2103337000	210-3245916								
8, OTHONOS STR. ATHINA	(210)-3337000	(210)-3233866								
EUROCORP INVESTMENT SERVICES S.A.				a			a			a
14, FILIKIS ETERIAS SQ, ATHINA	+30 2107263500	2107263666								
EUROTRUST INVESTMENT FIRM SA				a						
113, SEVASTOPOULEOS ATHINA	+30 2103363100	+30 210-3238334								
EUROXX SECURITIES S.A.				a		a	a	a		a
7, PALAIOLOGOU CHALANDRI	(210)-6879400	(210)-6879401								
7, PALEOLOGOU CHALANDRI	+30 2106879400	210-6879401								
G. A. PERVANAS SECURITIES-INVESTMENT SERVICES CO S.A.				a						
7-9, SOFOKLEOUS ATHINA	+30 2103727200	210-3210-291								
GLOBAL CAPITAL SECURITIES AND FINANCIAL SERVICES LTD				a	a					
50, AVE. ARCHIEPISKOPOU MAKARIOU NICOSIA	+357 22710710	357 22339332								
HELLENIC BANK (INVESTMENTS) LTD					a					
, AVE. KYRIAKOU MATSI 31 - PO BOX 24747 NICOSIA	+357 22500100	357 22500110								
HELLENIC-AMERICAN SECURITIES S.A.				a		a	a			a
27, ANDREA PAPANDEOU ATHINA	+30 2103311100	+30 210-3215968								
HSBC FRANCE									a	
109-111, AVE. MESOGION ATHINA	+30 2106960000	210-6929336								
INDEX SECURITIES S.A.				a						
6, DRAGATSANIOU ATHINA	+30 2103213920	+30 210-3213216								
INVESTMENT BANK OF GREECE S.A.				a		a	a	a	a	
32, EGIALIAS & PARADISOU MAROUSI	+30 2108173111	+30 210-6896325								
J. CHR. MAVRIKIS SECURITIES S.A.				a						
5, SOFOKLEOUS ATHINA	+30 2103216730	210-3217767								

Athex & ATHEXClear Members List

Member Name				Stock Market			Derivatives Market		ATHEXClear Member	
	Address	Phone	Fax	Market Member	Remote Member	Market Maker	Proprietary	Market Maker	General Clearing	Direct Clearing
KAPPA SECURITIES S.A.				a			a			
15, VALAORITOU ATHINA	+30 2103678600	+30 210-3641002								
KARAMANOF SECURITIES AND INVESTMENT SERVICES S.A.				a			a			
2, SQ. AGION THEODORON ATHINA	+30 2103212947	+30 210-3217088								
LAIKI FINANCIAL SERVICES LTD					a					
26, AVE. VYRONOS NICOSIA	357 22367367	357 22718567								
LEON DEPOLAS SECURITIES S.A.				a		a	a			
1, CHRISTOU LADA ATHINA	+30 2103213276	+30 210-3211618								
MEGA EQUITY SECURITIES & FINANCIAL SERVICES PUBLIC LTD				a	a		a			
42-44, AVE. GRIVA DIGENI NICOSIA	+357 22711711	357 22711811								
MERIT SECURITIES S.A.				a		a	a			a
5, SOFOKLEOUS ATHINA	+30 2141008800	210-3671830								
MERRILL LYNCH INTERNATIONAL				a	a					
2, KING EDWARD STREET LONDON	+44 20276281000									
N. CHRYSOCHOIDIS STOCK BROKERAGE I.S.S.A.				a			a			a
7-9, SOFOKLEOUS ATHINA	+30 2103213913	+30 210-3216115								
NATIONAL BANK OF GREECE S.A.				a		a	a		a	
68, AKADIMIAS STR. ATHINA	(210)-3328817	(210)-3328678								
86, AILOU STR. ATHINA	(210)-3341000	(210)-3228187								
NATIONAL SECURITIES S.A.				a		a	a	a		
66, KIFISIAS AVE., BUILDING A ATHINA	+30 2107720000	+30 210-7720002								
NUNTIUS BROKERAGE AND INVESTMENT SERVICES S.A.				a						
6, DRAGATSANIOU ATHINA	+30 2103350599	+30210-3254846								
ONE PLUS CAPITAL LIMITED				a	a					
, 75 PRODOMOU AVENUE, ONEWORLD PARKVIEW HOUSE, 3RD FLOOR	+30 21022873760									
PANTELAKIS SECURITIES S.A.				a		a	a	a		
57, ETHNIKIS ANTISTASIS B CHALANDRI	+30 2106965000	210-6929550								
PEGASUS SECURITIES S.A.				a			a			
17, VALAORITOU & AMERIKIS ATHINA	+30 2103670700	+30 210-3670760								
PIRAEUS BANK S.A.				a			a		a	
4, AMERIKIS ATHINA	+30 2103335000	210-3335079								
4, AMERIKIS STR. ATHINA	(210)-3335000	(210)-3335079								
4, AMERIKIS STR ATHINA	(210)-3335918	(210)-3254207								
PIRAEUS SECURITIES S.A.				a		a	a	a		a
10, STADIOU ATHINA	+30 2103354100	210-3354170								
PRELIUM INVESTMENT SERVICES S.A.				a			a			
342, KIFISIAS ATHINA	+30 2103677044	+30 210-6926403								
PROCHOICE SECURITIES LTD				a	a					
57, SPYROU KYPRIANOY NICOSIA	+357-24-661192	+357-24-662464								
SHARELINK SECURITIES-FINANCIAL SERVICES LTD				a	a		a			
6, THEOTOKI MEGARO ELLINA NICOSIA	+357 22554200	+357 22750852								
SOCIETE GENERALE S.A.				a	a		a			
, 17 COURS VALMY 92987 PUTEAUX - LA DEFENSE PARIS	+33 157290504	+33142138697								
SOLIDUS SECURITIES S.A.				a			a			a
64, LOUIZIS RIANCOUR ATHINA	+30 2106900600	210-6985421								
ST. EM. LAVRENTAKIS SECURITIES S.A.				a			a			
7-9, SOFOKLEOUS ATHINA	+30 2103213336	+30 210-3246572								
THE CYPRUS INVESTMENT & SECURITIES CORPORATION LTD				a	a					
154, LIMASSOL AVENUE, STROVOLOS NICOSIA	+357 22121700	357 22338800								
UBS LIMITED					a					
1, FINSBURY AVENUE LONDON	+44 2075687135									

List of Stocks under Market Making operations

Securities	Stock Category
Market Maker	Start Market Making
ADMIE (IPTO) HOLDING S.A. (CR)	Main Market
PIRAEUS SECURITIES S.A.	29/06/2017
ALPHA BANK (CR)	Main Market
ALPHA FINANCE INVESTMENT SERVICES S.A.	29/02/2016
EUROBANK EQUITIES INVESTMENT FIRM S.A.	24/10/2012
HELLENIC-AMERICAN SECURITIES S.A.	06/02/2019
LEON DEPOLAS SECURITIES S.A.	04/01/2016
MERIT SECURITIES S.A.	03/09/2013
NATIONAL SECURITIES S.A.	15/01/2013
PIRAEUS SECURITIES S.A.	28/05/2013
ALUMIL (CR)	Main Market
BETA SECURITIES S.A.	18/07/2013
AS COMPANY SA (CR)	Main Market
EUROBANK EQUITIES INVESTMENT FIRM S.A.	01/04/2019
ATTICA BANK S.A. (CR)	Main Market
BETA SECURITIES S.A.	02/06/2014
EUROXX SECURITIES S.A.	22/01/2016
PIRAEUS SECURITIES S.A.	20/09/2017
ATTICA HOLDINGS (CR)	Main Market
HELLENIC-AMERICAN SECURITIES S.A.	28/12/2017
AUTOHELLAS SA (CR)	Main Market
EUROXX SECURITIES S.A.	02/07/2018
AVAX S.A. (CR)	Main Market
EUROBANK EQUITIES INVESTMENT FIRM S.A.	14/12/2015
BYTE COMPUTER SA (CR)	Main Market
MERIT SECURITIES S.A.	04/08/2013
CC HBC AG (CR)	Main Market
EUROBANK EQUITIES INVESTMENT FIRM S.A.	23/10/2013
NATIONAL SECURITIES S.A.	29/04/2013
PIRAEUS SECURITIES S.A.	04/05/2015
CENERGY HOLDINGS (CB)	Main Market
ALPHA FINANCE INVESTMENT SERVICES S.A.	02/01/2017
EUROBANK EQUITIES INVESTMENT FIRM S.A.	02/01/2017
CNL CAPITAL (CR)	Main Market
MERIT SECURITIES S.A.	01/10/2018
EKTER SA (CR)	Main Market
EUROBANK EQUITIES INVESTMENT FIRM S.A.	16/10/2017
LEON DEPOLAS SECURITIES S.A.	21/05/2018
ELASTRON (CR)	Main Market
LEON DEPOLAS SECURITIES S.A.	20/02/2017
ELLAKTOR (CR)	Main Market
ALPHA FINANCE INVESTMENT SERVICES S.A.	14/03/2019
EUROBANK EQUITIES INVESTMENT FIRM S.A.	01/06/2013
EUROXX SECURITIES S.A.	24/09/2018
HELLENIC-AMERICAN SECURITIES S.A.	14/01/2019
NATIONAL SECURITIES S.A.	25/06/2013
PIRAEUS SECURITIES S.A.	22/10/2018
ELTON SA (CR)	Main Market
BETA SECURITIES S.A.	03/09/2013
LEON DEPOLAS SECURITIES S.A.	01/04/2019
ELVALHALCOR (CB)	Main Market
ALPHA FINANCE INVESTMENT SERVICES S.A.	07/05/2018
EUROBANK EQUITIES INVESTMENT FIRM S.A.	07/05/2018
EUROBANK ERGASIAS (CR)	Main Market
ALPHA FINANCE INVESTMENT SERVICES S.A.	08/01/2013
EUROBANK EQUITIES INVESTMENT FIRM S.A.	01/06/2013
HELLENIC-AMERICAN SECURITIES S.A.	25/07/2014
MERIT SECURITIES S.A.	06/11/2017
NATIONAL SECURITIES S.A.	01/01/2017
PIRAEUS SECURITIES S.A.	28/09/2013
FOURLIS (CR)	Main Market
EUROBANK EQUITIES INVESTMENT FIRM S.A.	01/12/2016
EUROXX SECURITIES S.A.	01/12/2016
PIRAEUS SECURITIES S.A.	06/03/2017
GEK TERNA (CR)	Main Market
HELLENIC-AMERICAN SECURITIES S.A.	07/09/2015

List of Stocks under Market Making operations

Securities	Stock Category
Market Maker	Start Market Making
GR. SARANTIS S.A. (CR)	Main Market
ALPHA FINANCE INVESTMENT SERVICES S.A.	19/06/2018
BETA SECURITIES S.A.	14/05/2013
EUROBANK EQUITIES INVESTMENT FIRM S.A	24/10/2016
HELLENIC EXCHANGES-A.S.E. (CR)	Main Market
NATIONAL SECURITIES S.A	25/06/2013
PIRAEUS SECURITIES S.A.	04/05/2015
HELLENIC PETROLEUM (CR)	Main Market
HELLENIC-AMERICAN SECURITIES S.A.	14/09/2015
PIRAEUS SECURITIES S.A.	20/03/2017
IKTINOS HELLAS SA (CR)	Main Market
ALPHA FINANCE INVESTMENT SERVICES S.A.	01/04/2019
EUROBANK EQUITIES INVESTMENT FIRM S.A	25/02/2019
INTRACOM CONSTR. (CR)	Main Market
MERIT SECURITIES S.A	05/06/2018
INTRACOM HOLDINGS (CR)	Main Market
ALPHA FINANCE INVESTMENT SERVICES S.A.	03/08/2018
LEON DEPOLAS SECURITIES S.A.	08/10/2018
INTRALOT (CR)	Main Market
ALPHA FINANCE INVESTMENT SERVICES S.A.	03/07/2017
BETA SECURITIES S.A.	10/04/2017
EUROBANK EQUITIES INVESTMENT FIRM S.A	18/12/2017
EUROXX SECURITIES S.A.	12/06/2017
HELLENIC-AMERICAN SECURITIES S.A.	30/05/2018
PANTELAKIS SECURITIES S.A.	07/05/2018
PIRAEUS SECURITIES S.A.	28/09/2013
JUMBO SA (CR)	Main Market
MERIT SECURITIES S.A	06/11/2017
PIRAEUS SECURITIES S.A.	06/03/2017
KLOUKINAS - LAPPAS SA (CR)	Main Market
BETA SECURITIES S.A.	22/09/2014
KRI-KRI S.A. (CR)	Main Market
EUROBANK EQUITIES INVESTMENT FIRM S.A	07/05/2018
LEON DEPOLAS SECURITIES S.A.	16/01/2017
LAMDA DEVELOPMENT SA (CR)	Main Market
EUROBANK EQUITIES INVESTMENT FIRM S.A	08/12/2014
PANTELAKIS SECURITIES S.A.	06/11/2017
PIRAEUS SECURITIES S.A.	29/06/2017
LAMPSA HOTEL SA (CR)	Main Market
LEON DEPOLAS SECURITIES S.A.	16/01/2017
MARFIN INVESTMENT GROUP (CR)	Main Market
PIRAEUS SECURITIES S.A.	02/02/2013
MLS MULTIMEDIA SA (CR)	Main Market
HELLENIC-AMERICAN SECURITIES S.A.	07/12/2015
MOTOR OIL (CR)	Main Market
HELLENIC-AMERICAN SECURITIES S.A.	01/09/2014
LEON DEPOLAS SECURITIES S.A.	01/04/2019
MERIT SECURITIES S.A	25/02/2019
NATIONAL SECURITIES S.A	17/02/2014
PIRAEUS SECURITIES S.A.	04/05/2015
MYTILINEOS HOLDINGS (CR)	Main Market
ALPHA FINANCE INVESTMENT SERVICES S.A.	15/04/2019
EUROBANK EQUITIES INVESTMENT FIRM S.A	20/09/2017
MERIT SECURITIES S.A	25/02/2019
NATIONAL SECURITIES S.A	25/06/2013
PIRAEUS SECURITIES S.A.	04/05/2015
NATIONAL BANK (CR)	Main Market
ALPHA FINANCE INVESTMENT SERVICES S.A.	08/01/2013
EUROBANK EQUITIES INVESTMENT FIRM S.A	24/10/2012
HELLENIC-AMERICAN SECURITIES S.A.	25/07/2014
LEON DEPOLAS SECURITIES S.A.	20/04/2015
MERIT SECURITIES S.A	03/09/2013
NATIONAL SECURITIES S.A	28/02/2013
PIRAEUS SECURITIES S.A.	08/09/2013

List of Stocks under Market Making operations

Securities	Market Maker	Start Market Making	Stock Category
OPAP (CR)			
	ALPHA FINANCE INVESTMENT SERVICES S.A.	08/01/2013	Main Market
	EUROBANK EQUITIES INVESTMENT FIRM S.A	24/10/2012	
	HELLENIC-AMERICAN SECURITIES S.A.	25/07/2014	
	MERIT SECURITIES S.A	20/03/2017	
	NATIONAL SECURITIES S.A	15/01/2013	
	PIRAEUS SECURITIES S.A.	04/05/2015	
OTE (CR)			
	ALPHA FINANCE INVESTMENT SERVICES S.A.	08/01/2013	Main Market
	EUROBANK EQUITIES INVESTMENT FIRM S.A	24/10/2012	
	HELLENIC-AMERICAN SECURITIES S.A.	25/07/2014	
	LEON DEPOLAS SECURITIES S.A.	01/04/2019	
	MERIT SECURITIES S.A	20/03/2017	
	NATIONAL SECURITIES S.A	01/12/2012	
	PIRAEUS SECURITIES S.A.	08/09/2013	
P.P.A. S.A. (CR)			
	EUROBANK EQUITIES INVESTMENT FIRM S.A	06/02/2019	Main Market
PAPOUTSANIS (CR)			
	ALPHA FINANCE INVESTMENT SERVICES S.A.	19/11/2018	Main Market
	BETA SECURITIES S.A.	25/11/2013	
PETROPOULOS PETROS (CR)			
	BETA SECURITIES S.A.	28/05/2013	Main Market
	EUROBANK EQUITIES INVESTMENT FIRM S.A	01/04/2019	
PIRAEUS BANK (CR)			
	ALPHA FINANCE INVESTMENT SERVICES S.A.	15/04/2019	Main Market
	EUROBANK EQUITIES INVESTMENT FIRM S.A	23/10/2012	
	EUROXX SECURITIES S.A.	15/02/2016	
	HELLENIC-AMERICAN SECURITIES S.A.	14/01/2019	
	MERIT SECURITIES S.A	16/09/2013	
	NATIONAL SECURITIES S.A	02/06/2013	
	PIRAEUS SECURITIES S.A.	16/02/2013	
PLAISIO COMPUTERS SA (CR)			
	BETA SECURITIES S.A.	05/05/2014	Main Market
	EUROBANK EQUITIES INVESTMENT FIRM S.A	02/03/2015	
PPC (CR)			
	ALPHA FINANCE INVESTMENT SERVICES S.A.	23/07/2018	Main Market
	ALPHA FINANCE INVESTMENT SERVICES S.A.	08/01/2013	
	EUROBANK EQUITIES INVESTMENT FIRM S.A	23/10/2012	
	MERIT SECURITIES S.A	06/11/2017	
	NATIONAL SECURITIES S.A	26/03/2013	
	PIRAEUS SECURITIES S.A.	28/09/2013	
QUALITY & RELIABILITY SA (CR)			
	BETA SECURITIES S.A.	20/08/2014	Main Market
QUEST HOLDINGS (CR)			
	BETA SECURITIES S.A.	26/03/2018	Main Market
	EUROBANK EQUITIES INVESTMENT FIRM S.A	28/01/2019	
S.KANAKIS SA (CR)			
	BETA SECURITIES S.A.	01/10/2013	Main Market
THRACE PLASTICS SA (CR)			
	ALPHA FINANCE INVESTMENT SERVICES S.A.	26/03/2018	Main Market
	EUROBANK EQUITIES INVESTMENT FIRM S.A	26/03/2018	
TITAN CEMENT (CR)			
	EUROBANK EQUITIES INVESTMENT FIRM S.A	12/03/2019	Main Market
	NATIONAL SECURITIES S.A	17/02/2014	
	PANTELAKIS SECURITIES S.A.	14/03/2019	
	PIRAEUS SECURITIES S.A.	04/05/2015	
VIOHALCO SA/WV (CB)			
	ALPHA FINANCE INVESTMENT SERVICES S.A.	17/02/2014	Main Market
	EUROBANK EQUITIES INVESTMENT FIRM S.A	01/01/2017	
	MERIT SECURITIES S.A	17/03/2014	

Underlying Asset				Derivatives Market													
Price max	Price min	Closing price	change	Delivery Month	Open price	Price max	Price min	Last price	Closing price	Last Bid	Last Ask	Fixing price*	Life high	Life low	Trades	Volume	Open Interest
FTSE/Athex Large Cap																	
2,135.54	2,101.70	2,129.86	0.65%	June 2019	2,120.00	2,148.50	2,101.25	2,139.00	2,139.00	---	---		2,148.50	---	339	1,697	8,248
				July 2019	2,088.50	2,090.00	2,047.00	2,087.25	2,087.25	---	---		2,090.00	---	88	410	1,194
				August 2019	---	---	---	---	2,125.25	---	---		---	---	---	---	---
				September 2019	---	---	---	---	2,129.25	---	---		---	---	---	---	---
				December 2019	---	---	---	---	2,140.00	---	---		---	---	---	---	---
				March 2020	---	---	---	---	2,150.75	---	---		---	---	---	---	---

(Trade Unit: 1 Index Point x 2E, Cash Settlement)

Derivatives notes

Fixing prices and final open positions can be retrieved from the following path <http://www.helex.gr/el/web/guest/statistics-end-of-day-derivatives>

Underlying Asset				Derivatives Market													
Price max	Price min	Closing price	change	Delivery Month	Open price	Price max	Price min	Last price	Closing price	Last Bid	Last Ask	Fixing price*	Life high	Life low	Trades	Volume	Open Interest
ADMIE (IPTO) HOLDING S.A. (CR)				(Contract Size: 100 Securities, Physical Delivery)													
1.944	1.898	1.928	3.10%	June 2019	1.91	1.96	1.91	1.95	1.95	---	---	---	1.96	---	99	1,193	9,075
				September 2019	1.90	1.92	1.89	1.92	1.92	---	---	---	1.92	---	12	77	284
				December 2019	---	---	---	---	1.89	---	---	---	---	---	---	---	---
				March 2020	---	---	---	---	1.90	---	---	---	---	---	---	---	---
ALPHA BANK (CR)				(Contract Size: 100 Securities, Physical Delivery)													
1.749	1.644	1.72	1.78%	June 2019	1.71	1.76	1.66	1.73	1.73	---	---	---	1.76	---	655	18,842	60,043
				September 2019	1.71	1.76	1.71	1.74	1.74	---	---	---	1.76	---	13	76	252
				December 2019	---	---	---	---	1.71	---	---	---	---	---	---	---	---
				March 2020	---	---	---	---	1.72	---	---	---	---	---	---	---	---
ATTICA BANK S.A. (CR)				(Contract Size: 100 Securities, Physical Delivery)													
0.3015	0.2505	0.3	19.76%	June 2019	0.270	0.310	0.270	0.296	0.296	---	---	---	0.310	---	26	634	4,221
				September 2019	---	---	---	---	0.252	---	---	---	---	---	---	---	---
				December 2019	---	---	---	---	0.253	---	---	---	---	---	---	---	---
				March 2020	---	---	---	---	0.255	---	---	---	---	---	---	---	---
CC HBC AG (CR)				(Contract Size: 100 Securities, Physical Delivery)													
32.1	31.5	31.65	-1.06%	June 2019	31.79	32.20	31.78	31.81	31.81	---	---	---	33.32	---	15	28	231
				September 2019	29.40	29.62	29.40	29.46	29.46	---	---	---	31.00	---	4	4	14
				December 2019	---	---	---	---	32.35	---	---	---	---	---	---	---	---
				March 2020	---	---	---	---	32.51	---	---	---	---	---	---	---	---
CENERGY HOLDINGS (CB)				(Contract Size: 100 Securities, Physical Delivery)													
1.398	1.312	1.394	5.61%	June 2019	1.33	1.41	1.33	1.39	1.39	---	---	---	1.41	---	125	650	7,473
				September 2019	1.36	1.43	1.36	1.36	1.36	---	---	---	1.43	---	10	167	203
				December 2019	---	---	---	---	1.33	---	---	---	---	---	---	---	---
				March 2020	---	---	---	---	1.34	---	---	---	---	---	---	---	---
ELLAKTOR (CR)				(Contract Size: 100 Securities, Physical Delivery)													
1.89	1.818	1.886	3.40%	June 2019	1.83	1.90	1.83	1.90	1.90	---	---	---	1.90	---	76	550	8,622
				September 2019	---	---	---	---	1.84	---	---	---	1.85	---	---	---	1
				December 2019	---	---	---	---	1.84	---	---	---	---	---	---	---	---
				March 2020	---	---	---	---	1.85	---	---	---	---	---	---	---	---
EUROBANK ERGASIAS (CR)				(Contract Size: 100 Securities, Physical Delivery)													
0.862	0.84	0.854	-2.40%	June 2019	0.890	0.890	0.845	0.857	0.857	---	---	---	0.890	---	312	11,122	50,040
				September 2019	0.850	0.878	0.850	0.865	0.865	---	---	---	0.878	---	11	54	753
				December 2019	---	---	---	---	0.885	---	---	---	---	---	---	---	---
				March 2020	---	---	---	---	0.889	---	---	---	---	---	---	---	---

Derivatives notes

Fixing prices and final open positions can be retrieved from the following path <http://www.helex.gr/el/web/guest/statistics-end-of-day-derivatives>

Underlying Asset				Derivatives Market													
Price max	Price min	Closing price	change	Delivery Month	Open price	Price max	Price min	Last price	Closing price	Last Bid	Last Ask	Fixing price*	Life high	Life low	Trades	Volume	Open Interest
EYDAP S.A. (CR)				(Contract Size: 100 Securities, Physical Delivery)													
6.69	6.45	6.67	1.52%	June 2019	6.60	6.60	6.49	6.60	6.60	---	---	---	6.60	---	11	31	296
				September 2019	6.47	6.48	6.27	6.40	6.40	---	---	---	6.48	---	10	32	13
				December 2019	---	---	---	---	6.64	---	---	---	---	---	---	---	---
				March 2020	---	---	---	---	6.68	---	---	---	---	---	---	---	---
FOURLIS (CR)				(Contract Size: 100 Securities, Physical Delivery)													
5.18	5	5.08	2.01%	June 2019	5.18	5.18	5.18	5.18	5.18	---	---	---	5.64	---	1	5	267
				September 2019	---	---	---	---	5.01	---	---	---	---	---	---	---	---
				December 2019	---	---	---	---	5.04	---	---	---	---	---	---	---	---
				March 2020	---	---	---	---	5.06	---	---	---	---	---	---	---	---
GEK TERNA (CR)				(Contract Size: 100 Securities, Physical Delivery)													
5.2	5.03	5.1	1.39%	June 2019	5.07	5.22	5.07	5.15	5.15	---	---	---	5.48	---	76	260	8,199
				September 2019	---	---	---	---	5.06	---	---	---	5.19	---	---	---	48
				December 2019	---	---	---	---	5.09	---	---	---	---	---	---	---	---
				March 2020	---	---	---	---	5.11	---	---	---	---	---	---	---	---
HELLENIC EXCHANGES-A.S.E. (CR)				(Contract Size: 100 Securities, Physical Delivery)													
4.94	4.71	4.9	3.16%	June 2019	4.82	4.90	4.80	4.86	4.86	---	---	---	4.90	---	151	459	4,051
				September 2019	4.78	4.85	4.78	4.85	4.85	---	---	---	4.85	---	3	3	31
				December 2019	---	---	---	---	4.80	---	---	---	---	---	---	---	---
				March 2020	---	---	---	---	4.83	---	---	---	---	---	---	---	---
HELLENIC PETROLEUM (CR)				(Contract Size: 100 Securities, Physical Delivery)													
8.44	8.25	8.41	-0.24%	June 2019	8.34	8.44	8.29	8.42	8.42	---	---	---	8.77	---	37	235	2,310
				September 2019	7.95	7.95	7.88	7.88	7.88	---	---	---	8.04	---	2	10	52
				December 2019	---	---	---	---	8.53	---	---	---	---	---	---	---	---
				March 2020	---	---	---	---	8.57	---	---	---	---	---	---	---	---
INTRACOM HOLDINGS (CR)				(Contract Size: 100 Securities, Physical Delivery)													
0.87	0.77	0.77	-11.49%	June 2019	0.840	0.840	0.777	0.779	0.779	---	---	---	1.12	---	56	371	3,860
				September 2019	0.790	0.790	0.775	0.775	0.775	---	---	---	1.09	---	2	40	---
				December 2019	---	---	---	---	0.880	---	---	---	---	---	---	---	---
				March 2020	---	---	---	---	0.884	---	---	---	---	---	---	---	---
INTRALOT (CR)				(Contract Size: 100 Securities, Physical Delivery)													
0.3855	0.336	0.344	-14.00%	June 2019	0.371	0.390	0.334	0.334	0.334	---	---	---	0.575	---	180	1,834	4,450
				September 2019	0.385	0.385	0.380	0.380	0.380	---	---	---	0.530	---	2	20	18
				December 2019	---	---	---	---	0.405	---	---	---	---	---	---	---	---
				March 2020	---	---	---	---	0.407	---	---	---	---	---	---	---	---

Derivatives notes

Fixing prices and final open positions can be retrieved from the following path <http://www.helex.gr/el/web/guest/statistics-end-of-day-derivatives>

Underlying Asset				Derivatives Market													
Price max	Price min	Closing price	change	Delivery Month	Open price	Price max	Price min	Last price	Closing price	Last Bid	Last Ask	Fixing price*	Life high	Life low	Trades	Volume	Open Interest
JUMBO SA (CR)				(Contract Size: 100 Securities, Physical Delivery)													
16.56	15.8	16.4	3.14%	June 2019	16.11	16.60	15.93	16.40	16.40	---	---	---	16.60	---	65	188	420
				September 2019	16.17	16.17	16.17	16.17	16.17	---	---	---	16.17	---	1	1	5
				December 2019	---	---	---	---	16.08	---	---	---	---	---	---	---	---
				March 2020	---	---	---	---	16.16	---	---	---	---	---	---	---	---
LAMDA DEVELOPMENT SA (CR)				(Contract Size: 100 Securities, Physical Delivery)													
7.55	7.46	7.55	0.67%	June 2019	7.60	7.60	7.47	7.51	7.51	---	---	---	7.60	---	104	199	2,322
				September 2019	---	---	---	---	7.55	---	---	---	---	---	---	---	---
				December 2019	---	---	---	---	7.58	---	---	---	---	---	---	---	---
				March 2020	---	---	---	---	7.62	---	---	---	---	---	---	---	---
MARFIN INVESTMENT GROUP (CR)				(Contract Size: 100 Securities, Physical Delivery)													
0.1124	0.104	0.1118	5.87%	June 2019	0.109	0.116	0.108	0.115	0.115	---	---	---	0.116	---	296	5,311	75,550
				September 2019	---	---	---	---	0.106	---	---	---	0.099	---	---	---	550
				December 2019	---	---	---	---	0.107	---	---	---	---	---	---	---	---
				March 2020	---	---	---	---	0.107	---	---	---	---	---	---	---	---
MOTOR OIL (CR)				(Contract Size: 100 Securities, Physical Delivery)													
22.96	22.14	22.96	0.70%	June 2019	22.71	22.89	22.13	22.89	22.89	---	---	---	22.89	---	52	163	272
				September 2019	22.41	22.41	22.38	22.38	22.38	---	---	---	22.41	---	7	26	42
				December 2019	---	---	---	---	23.06	---	---	---	---	---	---	---	---
				March 2020	---	---	---	---	23.17	---	---	---	---	---	---	---	---
MYTILINEOS HOLDINGS (CR)				(Contract Size: 100 Securities, Physical Delivery)													
10	9.7	10	2.41%	June 2019	9.73	10.07	9.73	10.04	10.04	---	---	---	10.07	---	288	1,219	8,956
				September 2019	9.61	9.80	9.56	9.71	9.71	---	---	---	9.83	---	11	42	264
				December 2019	---	---	---	---	9.88	---	---	---	---	---	---	---	---
				March 2020	---	---	---	---	9.92	---	---	---	---	---	---	---	---
NATIONAL BANK (CR)				(Contract Size: 100 Securities, Physical Delivery)													
2.446	2.337	2.4	1.35%	June 2019	2.35	2.46	2.34	2.40	2.40	---	---	---	2.46	---	628	16,225	57,173
				September 2019	2.39	2.47	2.37	2.43	2.43	---	---	---	2.47	---	16	171	551
				December 2019	---	---	---	---	2.39	---	---	---	---	---	---	---	---
				March 2020	---	---	---	---	2.41	---	---	---	---	---	---	---	---
OPAP (CR)				(Contract Size: 100 Securities, Physical Delivery)													
9.535	9.325	9.535	1.71%	June 2019	9.36	9.57	9.34	9.51	9.51	---	---	---	9.67	---	86	429	4,543
				September 2019	9.04	9.06	8.91	8.91	8.91	---	---	---	9.20	---	16	61	55
				December 2019	---	---	---	---	9.48	---	---	---	---	---	---	---	---
				March 2020	---	---	---	---	9.53	---	---	---	---	---	---	---	---

Derivatives notes

Fixing prices and final open positions can be retrieved from the following path <http://www.helex.gr/el/web/guest/statistics-end-of-day-derivatives>

Underlying Asset				Derivatives Market													
Price max	Price min	Closing price	change	Delivery Month	Open price	Price max	Price min	Last price	Closing price	Last Bid	Last Ask	Fixing price*	Life high	Life low	Trades	Volume	Open Interest
OTE (CR) (Contract Size: 100 Securities, Physical Delivery)																	
12.57	12.16	12.46	1.71%	June 2019	12.29	12.68	12.24	12.50	12.50	---	---	---	12.68	---	76	396	3,035
				September 2019	---	---	---	---	12.33	---	---	---	11.93	---	---	---	55
				December 2019	---	---	---	---	12.39	---	---	---	---	---	---	---	---
				March 2020	---	---	---	---	12.45	---	---	---	---	---	---	---	---
P.P.A. S.A. (CR) (Contract Size: 100 Securities, Physical Delivery)																	
22.3	21.7	21.8	-0.68%	June 2019	21.81	22.09	21.81	22.05	22.05	---	---	---	23.19	---	13	61	224
				September 2019	---	---	---	---	22.09	---	---	---	22.85	---	---	---	419
				December 2019	---	---	---	---	22.20	---	---	---	---	---	---	---	---
				March 2020	---	---	---	---	22.31	---	---	---	---	---	---	---	---
PIRAEUS BANK (CR) (Contract Size: 100 Securities, Physical Delivery)																	
3.012	2.82	2.984	3.25%	June 2019	2.92	3.02	2.83	2.97	2.97	---	---	---	3.02	---	802	8,559	27,146
				September 2019	2.99	3.00	2.97	3.00	3.00	---	---	---	3.00	---	3	8	177
				December 2019	---	---	---	---	2.92	---	---	---	---	---	---	---	---
				March 2020	---	---	---	---	2.94	---	---	---	---	---	---	---	---
PPC (CR) (Contract Size: 100 Securities, Physical Delivery)																	
2.226	2	2.226	11.80%	June 2019	2.07	2.24	2.03	2.21	2.21	---	---	---	2.24	---	623	4,037	14,569
				September 2019	2.13	2.21	2.09	2.21	2.21	---	---	---	2.21	---	5	19	187
				December 2019	---	---	---	---	2.01	---	---	---	---	---	---	---	---
				March 2020	---	---	---	---	2.02	---	---	---	---	---	---	---	---
TERNA ENERGY (CR) (Contract Size: 106 Securities, Physical Delivery)																	
6.98	6.87	6.93	-0.14%	June 2019	6.92	6.98	6.90	6.93	6.93	---	---	---	7.03	---	7	25	3,525
				September 2019	7.01	7.01	7.01	7.01	7.01	---	---	---	7.01	---	1	1	15
				December 2019	---	---	---	---	7.02	---	---	---	---	---	---	---	---
				March 2020	---	---	---	---	7.05	---	---	---	---	---	---	---	---
TITAN CEMENT (CR) (Contract Size: 100 Securities, Physical Delivery)																	
18.2	17.88	18	-1.10%	June 2019	18.17	18.17	17.95	17.98	17.98	---	---	---	19.70	---	18	90	1,371
				September 2019	18.30	18.30	17.96	17.96	17.96	---	---	---	18.51	---	3	3	11
				December 2019	---	---	---	---	18.41	---	---	---	---	---	---	---	---
				March 2020	---	---	---	---	18.50	---	---	---	---	---	---	---	---
VIOHALCO SA/NV (CB) (Contract Size: 100 Securities, Physical Delivery)																	
3.41	3.355	3.38	-0.88%	June 2019	3.40	3.43	3.36	3.43	3.43	---	---	---	3.52	---	69	214	6,659
				September 2019	3.43	3.43	3.43	3.43	3.43	---	---	---	3.43	---	3	75	---
				December 2019	---	---	---	---	3.45	---	---	---	---	---	---	---	---
				March 2020	---	---	---	---	3.47	---	---	---	---	---	---	---	---

Derivatives notes

Fixing prices and final open positions can be retrieved from the following path <http://www.helex.gr/el/web/guest/statistics-end-of-day-derivatives>

FTSE/Athex Large Cap

(Trade Unit: 1 Index Point x 2€ - Exercise Style: European, Cash Settlement)

Exercise Price	Call Options														Put Options																		
	June 2019							July 2019							Other Months		June 2019							July 2019							Other Months		Exercise Price
	Open price	Price max	Price min	Last price	Closing price	Volume	Open Interest	Open price	Price max	Price min	Last price	Closing price	Volume	Open Interest	Volume	Open Interest	Open price	Price max	Price min	Last price	Closing price	Volume	Open Interest	Open price	Price max	Price min	Last price	Closing price	Volume	Open Interest	Volume	Open Interest	
1,425	0.00	0.00	0.00	-	679.00	-	-	-	-	-	-	-	-	-	-	0.00	0.00	0.00	-	0.01	-	-	-	-	-	-	-	-	-	-	1,425		
1,450	0.00	0.00	0.00	-	654.00	-	-	-	-	-	-	-	-	-	-	0.00	0.00	0.00	-	0.01	-	-	-	-	-	-	-	-	-	-	1,450		
1,475	0.00	0.00	0.00	-	630.00	-	-	-	-	-	-	-	-	-	-	0.00	0.00	0.00	-	0.01	-	-	-	-	-	-	-	-	-	-	1,475		
1,500	0.00	0.00	0.00	-	605.00	-	-	-	-	-	-	-	-	-	-	0.00	0.00	0.00	-	0.01	-	-	-	-	-	-	-	-	-	-	1,500		
1,525	0.00	0.00	0.00	-	580.00	-	-	-	-	-	-	-	-	-	-	0.00	0.00	0.00	-	0.02	-	-	-	-	-	-	-	-	-	-	1,525		
1,550	0.00	0.00	0.00	-	555.00	-	-	-	-	-	-	-	-	-	-	0.00	0.00	0.00	-	0.01	-	-	-	-	-	-	-	-	-	-	1,550		
1,575	0.00	0.00	0.00	-	530.00	-	-	-	-	-	-	-	-	-	-	0.00	0.00	0.00	-	0.01	-	-	-	-	-	-	-	-	-	-	1,575		
1,600	0.00	0.00	0.00	-	505.00	-	-	-	-	-	-	-	-	-	-	0.00	0.00	0.00	-	0.01	-	-	-	-	-	-	-	-	-	-	1,600		
1,625	0.00	0.00	0.00	-	480.00	-	-	-	-	-	-	-	-	-	-	0.00	0.00	0.00	-	0.01	-	-	-	-	-	-	-	-	-	-	1,625		
1,650	0.00	0.00	0.00	-	455.00	-	-	-	-	-	-	-	-	-	-	0.00	0.00	0.00	-	0.01	-	-	-	-	-	-	-	-	-	-	1,650		
1,675	0.00	0.00	0.00	-	430.00	-	-	-	-	-	-	-	-	-	-	0.00	0.00	0.00	-	0.02	-	-	-	-	-	-	-	-	-	-	1,675		
1,700	0.00	0.00	0.00	-	405.00	-	-	-	-	-	-	-	-	-	-	0.00	0.00	0.00	-	0.07	-	-	-	-	-	-	-	-	-	-	1,700		
1,725	0.00	0.00	0.00	-	380.00	-	-	0.00	0.00	0.00	-	320.00	-	-	0.00	0.00	0.00	-	0.20	-	-	0.00	0.00	0.00	-	0.02	-	-	-	1,725			
1,750	0.00	0.00	0.00	-	355.00	-	-	0.00	0.00	0.00	-	296.00	-	-	0.00	0.00	0.00	-	0.56	-	-	0.00	0.00	0.00	-	0.06	-	-	-	1,750			
1,775	0.00	0.00	0.00	-	330.00	-	-	0.00	0.00	0.00	-	271.00	-	-	0.00	0.00	0.00	-	0.01	-	-	0.00	0.00	0.00	-	0.15	-	-	-	1,775			
1,800	0.00	0.00	0.00	-	305.00	-	-	0.00	0.00	0.00	-	246.00	-	-	0.00	0.00	0.00	-	0.01	-	-	0.00	0.00	0.00	-	0.33	-	-	-	1,800			
1,825	0.00	0.00	0.00	-	280.00	-	-	0.00	0.00	0.00	-	221.00	-	-	0.00	0.00	0.00	-	0.01	-	40	0.00	0.00	0.00	-	0.68	-	30	-	1,825			
1,850	0.00	0.00	0.00	-	255.00	-	-	0.00	0.00	0.00	-	197.00	-	20	0.00	0.00	0.00	-	0.01	-	404	0.00	0.00	0.00	-	1.30	-	40	-	1,850			
1,875	0.00	0.00	0.00	-	230.00	-	33	0.00	0.00	0.00	-	173.00	-	7	0.00	0.00	0.00	-	0.03	-	149	0.00	0.00	0.00	-	2.50	-	2	-	1,875			
1,900	0.00	0.00	0.00	-	205.00	-	56	0.00	0.00	0.00	-	150.00	-	40	0.00	0.00	0.00	-	0.10	-	42	0.00	0.00	0.00	-	4.30	-	-	-	1,900			
1,925	0.00	0.00	0.00	-	180.00	-	405	0.00	0.00	0.00	-	128.00	-	20	0.00	0.00	0.00	-	0.28	-	20	0.00	0.00	0.00	-	7.10	-	20	-	1,925			
1,950	190.00	190.00	190.00	190.00	190.00	10	105	119.00	119.00	119.00	119.00	119.00	30	92	0.00	190.00	0.00	-	0.72	-	63	0.00	0.00	0.00	-	11.25	-	101	-	1,950			
1,975	137.00	137.00	137.00	137.00	137.00	25	75	0.00	0.00	0.00	-	88.00	-	45	0.00	137.00	0.00	-	1.70	-	162	0.00	0.00	0.00	-	17.00	-	240	-	1,975			
2,000	120.00	120.00	120.00	120.00	120.00	2	27	80.00	80.00	80.00	80.00	80.00	1	129	0.00	120.00	0.00	-	3.50	-	154	0.00	0.00	0.00	-	24.50	-	260	-	2,000			
2,050	69.50	100.00	69.50	100.00	100.00	4	45	47.50	57.00	47.50	48.50	48.50	81	382	5.00	100.00	5.00	6.00	6.00	7	270	35.00	35.00	30.75	30.75	30.75	21	180	-	2,050			
2,100	0.00	0.00	0.00	-	35.25	-	161	28.25	32.25	26.25	32.00	32.00	82	185	23.75	0.00	10.00	11.50	11.50	391	21	67.50	67.50	23.00	23.00	23.00	43	21	-	2,100			
2,150	17.50	25.00	17.50	23.00	23.00	96	92	18.00	21.50	12.75	21.50	21.50	85	175	35.00	25.00	29.00	31.00	31.00	51	-	0.00	0.00	0.00	-	115.00	-	40	-	2,150			
2,200	6.50	6.50	6.50	6.50	6.50	1	-	7.50	13.25	7.50	13.25	13.25	220	-	0.00	6.50	0.00	-	100.00	-	-	0.00	0.00	0.00	-	158.00	-	-	-	2,200			
2,250	0.00	0.00	0.00	-	1.50	-	-	0.00	0.00	0.00	-	1.90	-	-	0.00	0.00	0.00	-	146.00	-	-	0.00	0.00	0.00	-	205.00	-	-	-	2,250			
2,300	0.00	0.00	0.00	-	0.33	-	-	0.00	0.00	0.00	-	0.68	-	-	0.00	0.00	0.00	-	195.00	-	-	0.00	0.00	0.00	-	254.00	-	-	-	2,300			
2,350	0.00	0.00	0.00	-	0.06	-	-	0.00	0.00	0.00	-	0.21	-	-	0.00	0.00	0.00	-	245.00	-	-	0.00	0.00	0.00	-	303.00	-	-	-	2,350			
Totals:						138	999					499	1,095	0	0					449	1,325					64	934	0	0				
Number of Trades:						16						22		0						47					7			0					

ALPHA BANK (CR)

(Contract Size: 100 Securities, Exercise Style: American, Physical Delivery)

Call Options														Put Options																			
Exercise Price	June 2019						July 2019						Other Months		June 2019						July 2019						Other Months		Exercise Price				
	Open price	Price max	Price min	Last price	Closing price	Volume	Open Interest	Open price	Price max	Price min	Last price	Closing price	Volume	Open Interest	Volume	Open Interest	Open price	Price max	Price min	Last price	Closing price	Volume	Open Interest	Open price	Price max	Price min	Last price	Closing price		Volume	Open Interest	Volume	Open Interest
0.600	0.000	0.000	0.000		1.09	-	-						-	-			0.000	0.000	0.000		0.001	-	-					-	-			0.006	
0.650	0.000	0.000	0.000		1.04	-	-						-	-			0.000	0.000	0.000		0.001	-	-					-	-			0.007	
0.700	0.000	0.000	0.000		0.991	-	-						-	-			0.000	0.000	0.000		0.001	-	-					-	-			0.007	
0.750	0.000	0.000	0.000		0.941	-	-						-	-			0.000	0.000	0.000		0.001	-	-					-	-			0.008	
0.800	0.000	0.000	0.000		0.891	-	-						-	-			0.000	0.000	0.000		0.002	-	-					-	-			0.008	
0.850	0.000	0.000	0.000		0.841	-	-	0.000	0.000	0.000		0.842	-	-			0.000	0.000	0.000		0.001	-	-	0.000	0.000	0.000		0.002	-	-			0.009
0.900	0.000	0.000	0.000		0.791	-	-	0.000	0.000	0.000		0.792	-	-			0.000	0.000	0.000		0.001	-	-	0.000	0.000	0.000		0.001	-	-			0.009
0.950	0.000	0.000	0.000		0.741	-	-	0.000	0.000	0.000		0.743	-	-			0.000	0.000	0.000		0.002	-	-	0.000	0.000	0.000		0.001	-	-			0.010
1.000	0.000	0.000	0.000		0.691	-	-	0.000	0.000	0.000		0.693	-	-			0.000	0.000	0.000		0.006	-	-	0.000	0.000	0.000		0.001	-	-			0.010
1.100	0.000	0.000	0.000		0.591	-	-	0.000	0.000	0.000		0.594	-	50			0.000	0.000	0.000		0.001	-	-	0.000	0.000	0.000		0.001	-	-			0.011
1.200	0.510	0.510	0.510	0.510	0.510	10	10	0.000	0.000	0.000		0.497	-	20			0.000	0.000	0.000		0.002	-	-	0.000	0.000	0.000		0.004	-	-			0.012
1.300	0.000	0.000	0.000		0.392	-	-	0.000	0.000	0.000		0.405	-	10			0.000	0.000	0.000		0.001	-	-	0.000	0.000	0.000		0.012	-	-			0.013
1.400	0.285	0.320	0.285	0.320	0.320	19	29	0.000	0.000	0.000		0.320	-	-			0.000	0.000	0.000		0.005	-	-	0.000	0.000	0.000		0.026	-	-			0.014
1.500	0.000	0.000	0.000		0.208	-	-	0.000	0.000	0.000		0.244	-	10			0.000	0.000	0.000		0.016	-	-	0.000	0.000	0.000		0.050	-	-			0.015
1.600	0.000	0.000	0.000		0.133	-	-	0.000	0.000	0.000		0.180	-	-			0.000	0.000	0.000		0.042	-	-	0.000	0.000	0.000		0.085	-	-			0.016
1.700	0.000	0.000	0.000		0.077	-	10	0.000	0.000	0.000		0.129	-	-			0.000	0.000	0.000		0.086	-	-	0.000	0.000	0.000		0.134	-	-			0.017
1.800	0.000	0.000	0.000		0.041	-	-	0.136	0.138	0.136	0.138	0.138	12	-			0.000	0.000	0.000		0.149	-	-	0.000	0.000	0.000		0.195	-	-			0.018
1.900	0.000	0.000	0.000		0.019	-	-	0.000	0.000	0.000		0.060	-	-			0.000	0.000	0.000		0.228	-	-	0.000	0.000	0.000		0.265	-	-			0.019
2.000	0.000	0.000	0.000		0.008	-	-	0.000	0.000	0.000		0.039	-	-			0.000	0.000	0.000		0.317	-	-	0.000	0.000	0.000		0.345	-	-			0.020
2.200	0.000	0.000	0.000		0.001	-	-	0.000	0.000	0.000		0.016	-	-			0.000	0.000	0.000		0.510	-	-	0.000	0.000	0.000		0.522	-	-			0.022
2.400	0.000	0.000	0.000		0.001	-	-	0.000	0.000	0.000		0.006	-	-			0.000	0.000	0.000		0.710	-	-	0.000	0.000	0.000		0.713	-	-			0.024
2.600	0.000	0.000	0.000		0.001	-	-						-	-			0.000	0.000	0.000		0.910	-	-					-	-			0.026	
2.800	0.000	0.000	0.000		0.001	-	-						-	-			0.000	0.000	0.000		1.11	-	-					-	-			0.028	
3.000	0.000	0.000	0.000		0.002	-	-						-	-			0.000	0.000	0.000		1.31	-	-					-	-			0.030	
Totals:						29	49						12	90	0	0						29	0					0	0	0	0		
Number of Trades:						3							2		0							0.00						0		0			

NATIONAL BANK (CR)

(Contract Size: 100 Securities, Exercise Style: American, Physical Delivery)

Call Options																Put Options																
Exercise Price	June 2019						July 2019						Other Months		June 2019						July 2019						Other Months		Exercise Price			
	Open price	Price max	Price min	Last price	Closing price	Volume	Open Interest	Open price	Price max	Price min	Last price	Closing price	Volume	Open Interest	Volume	Open Interest	Open price	Price max	Price min	Last price	Closing price	Volume	Open Interest	Open price	Price max	Price min	Last price	Closing price		Volume	Open Interest	Volume
0.050	0.000	0.000	0.000		2.32	-	-										0.000	0.000	0.000		0.003	-	-									0.001
0.100	0.000	0.000	0.000		2.27	-	-										0.000	0.000	0.000		0.053	-	-									0.001
0.150	0.000	0.000	0.000		2.22	-	-										0.000	0.000	0.000		0.191	-	-									0.002
0.200	0.000	0.000	0.000		2.17	-	-										0.000	0.000	0.000		0.408	-	-									0.002
0.250	0.000	0.000	0.000		2.12	-	-										0.000	0.000	0.000		0.700	-	-									0.003
0.300	0.000	0.000	0.000		2.07	-	-										0.000	0.000	0.000		0.001	-	-									0.003
0.350	0.000	0.000	0.000		2.02	-	-										0.000	0.000	0.000		0.002	-	-									0.004
0.400	0.000	0.000	0.000		1.97	-	-										0.000	0.000	0.000		0.005	-	-									0.004
0.450	0.000	0.000	0.000		1.92	-	-										0.000	0.000	0.000		0.001	-	-									0.005
0.500	0.000	0.000	0.000		1.87	-	-										0.000	0.000	0.000		0.001	-	-									0.005
0.550	0.000	0.000	0.000		1.82	-	-										0.000	0.000	0.000		0.001	-	-									0.006
0.650	0.000	0.000	0.000		1.72	-	-										0.000	0.000	0.000		0.001	-	-									0.007
0.700	0.000	0.000	0.000		1.67	-	-										0.000	0.000	0.000		0.001	-	-									0.007
0.750	0.000	0.000	0.000		1.62	-	-										0.000	0.000	0.000		0.001	-	-									0.008
0.800	0.000	0.000	0.000		1.57	-	-										0.000	0.000	0.000		0.001	-	-									0.008
0.850	0.000	0.000	0.000		1.52	-	-										0.000	0.000	0.000		0.001	-	-									0.009
0.900	0.000	0.000	0.000		1.47	-	-										0.000	0.000	0.000		0.002	-	-									0.009
0.950	0.000	0.000	0.000		1.42	-	-										0.000	0.000	0.000		0.001	-	-									0.010
1.000	0.000	0.000	0.000		1.37	-	-										0.000	0.000	0.000		0.001	-	-									0.010
1.100	0.000	0.000	0.000		1.27	-	-										0.000	0.000	0.000		0.001	-	-									0.011
1.200	0.000	0.000	0.000		1.17	-	-										0.000	0.000	0.000		0.001	-	-									0.012
1.300	0.000	0.000	0.000		1.07	-	-										0.000	0.000	0.000		0.001	-	-									0.013
1.400	0.000	0.000	0.000		0.972	-	-	0.000	0.000	0.000		0.974	-	-			0.000	0.000	0.000		0.001	-	-	0.000	0.000	0.000		0.002	-	-		0.014
1.500	0.000	0.000	0.000		0.872	-	-	0.000	0.000	0.000		0.875	-	-			0.000	0.000	0.000		0.001	-	170	0.000	0.000	0.000		0.004	-	-		0.015
1.600	0.000	0.000	0.000		0.772	-	-	0.000	0.000	0.000		0.776	-	-			0.000	0.000	0.000		0.004	-	-	0.000	0.000	0.000		0.001	-	-		0.016
1.700	0.000	0.000	0.000		0.672	-	-	0.000	0.000	0.000		0.679	-	-			0.000	0.000	0.000		0.001	-	35	0.000	0.000	0.000		0.004	-	-		0.017
1.800	0.000	0.000	0.000		0.572	-	-	0.000	0.000	0.000		0.584	-	-			0.000	0.000	0.000		0.004	-	-	0.000	0.000	0.000		0.009	-	-		0.018
1.900	0.000	0.000	0.000		0.474	-	-	0.000	0.000	0.000		0.494	-	20			0.000	0.000	0.000		0.002	-	-	0.000	0.000	0.000		0.019	-	-		0.019
2.000	0.000	0.000	0.000		0.379	-	50	0.000	0.000	0.000		0.410	-	-			0.000	0.000	0.000		0.006	-	-	0.000	0.000	0.000		0.034	-	-		0.020
2.200	0.205	0.205	0.205	0.205	0.205	90	100	0.000	0.000	0.000		0.265	-	14			0.000	0.000	0.000		0.037	-	-	0.000	0.000	0.000		0.089	-	-		0.022
2.400	0.000	0.000	0.000		0.092	-	-	0.000	0.000	0.000		0.158	-	50			0.000	0.000	0.000		0.119	-	-	0.000	0.000	0.000		0.182	-	-		0.024
2.600	0.000	0.000	0.000		0.030	-	-	0.000	0.000	0.000		0.086	-	-			0.000	0.000	0.000		0.258	-	-	0.000	0.000	0.000		0.310	-	-		0.026
2.800	0.000	0.000	0.000		0.008	-	-	0.000	0.000	0.000		0.044	-	-			0.000	0.000	0.000		0.436	-	-	0.000	0.000	0.000		0.468	-	-		0.028
3.000	0.000	0.000	0.000		0.002	-	-	0.000	0.000	0.000		0.021	-	-			0.000	0.000	0.000		0.630	-	-	0.000	0.000	0.000		0.646	-	-		0.030
3.200	0.000	0.000	0.000		0.001	-	-	0.000	0.000	0.000		0.009	-	-			0.000	0.000	0.000		0.830	-	-	0.000	0.000	0.000		0.835	-	-		0.032
3.400	0.000	0.000	0.000		0.001	-	-	0.000	0.000	0.000		0.004	-	-			0.000	0.000	0.000		1.03	-	-	0.000	0.000	0.000		1.03	-	-		0.034

NATIONAL BANK (CR)

(Contract Size: 100 Securities, Exercise Style: American, Physical Delivery)

	Call Options														Put Options																		
	June 2019						July 2019						Other Months		June 2019						July 2019						Other Months						
Exercise Price	Open price	Price max	Price min	Last price	Closing price	Volume	Open Interest	Open price	Price max	Price min	Last price	Closing price	Volume	Open Interest	Volume	Open Interest	Open price	Price max	Price min	Last price	Closing price	Volume	Open Interest	Open price	Price max	Price min	Last price	Closing price	Volume	Open Interest	Volume	Open Interest	Exercise Price
Totals:						90	150						0	84	0	0						90	205						0	0	0	154	
Number of Trades:						3							0		0							0.00							0		0		

OPAP (CR)

(Contract Size: 100 Securities, Exercise Style: American, Physical Delivery)

Exercise Price	Call Options														Put Options																			
	June 2019						July 2019						Other Months		June 2019						July 2019						Other Months		Exercise Price					
	Open price	Price max	Price min	Last price	Closing price	Volume	Open Interest	Open price	Price max	Price min	Last price	Closing price	Volume	Open Interest	Volume	Open Interest	Open price	Price max	Price min	Last price	Closing price	Volume	Open Interest	Open price	Price max	Price min	Last price	Closing price		Volume	Open Interest	Volume	Open Interest	
5.600	0.000	0.000	0.000	3.79	-	-										0.000	0.000	0.000	0.001	-	-													0.056
6.000	0.000	0.000	0.000	3.39	-	-										0.000	0.000	0.000	0.001	-	-												0.060	
6.400	0.000	0.000	0.000	2.99	-	-	0.000	0.000	0.000		3.00	-	-			0.000	0.000	0.000	0.001	-	-	0.000	0.000	0.000		0.001	-	-				0.064		
6.800	0.000	0.000	0.000	2.59	-	-	0.000	0.000	0.000		2.60	-	-			0.000	0.000	0.000	0.002	-	-	0.000	0.000	0.000		0.002	-	-				0.068		
7.200	0.000	0.000	0.000	2.19	-	-	0.000	0.000	0.000		2.20	-	-			0.000	0.000	0.000	0.007	-	-	0.000	0.000	0.000		0.001	-	-				0.072		
7.600	0.000	0.000	0.000	1.79	-	-	0.000	0.000	0.000		1.80	-	-			0.000	0.000	0.000	0.001	-	-	0.000	0.000	0.000		0.002	-	-				0.076		
8.000	0.000	0.000	0.000	1.39	-	-	0.000	0.000	0.000		1.41	-	-			0.000	0.000	0.000	0.016	-	-	0.000	0.000	0.000		0.012	-	-				0.080		
8.400	0.000	0.000	0.000	0.991	-	-	0.000	0.000	0.000		1.04	-	-			0.000	0.000	0.000	0.001	-	-	0.000	0.000	0.000		0.042	-	-				0.084		
8.800	0.000	0.000	0.000	0.605	-	21	0.000	0.000	0.000		0.717	-	-			0.000	0.000	0.000	0.015	-	20	0.000	0.000	0.000		0.113	-	-				0.088		
9.200	0.000	0.000	0.000	0.283	-	10	0.000	0.000	0.000		0.450	-	-			0.000	0.000	0.000	0.093	-	40	0.000	0.000	0.000		0.246	-	-				0.092		
9.600	0.000	0.000	0.000	0.089	-	5	0.000	0.000	0.000		0.255	-	-			0.000	0.000	0.000	0.299	-	-	0.000	0.000	0.000		0.452	-	-				0.096		
10.000	0.000	0.000	0.000	0.017	-	-	0.000	0.000	0.000		0.133	-	-			0.000	0.000	0.000	0.630	-	-	0.000	0.000	0.000		0.730	-	-				0.100		
11.000	0.000	0.000	0.000	0.002	-	-	0.000	0.000	0.000		0.016	-	-			0.000	0.000	0.000	1.62	-	-	0.000	0.000	0.000		1.62	-	-				0.110		
12.000	0.000	0.000	0.000	0.001	-	-	0.000	0.000	0.000		0.001	-	-			0.000	0.000	0.000	2.62	-	-	0.000	0.000	0.000		2.62	-	-				0.120		
13.000	0.000	0.000	0.000	0.001	-	-	0.000	0.000	0.000		0.001	-	-			0.000	0.000	0.000	3.62	-	-	0.000	0.000	0.000		3.62	-	-				0.130		
14.000	0.000	0.000	0.000	0.001	-	-	0.000	0.000	0.000		0.001	-	-			0.000	0.000	0.000	4.62	-	-	0.000	0.000	0.000		4.62	-	-				0.140		
15.000	0.000	0.000	0.000	0.001	-	-						-	-			0.000	0.000	0.000	5.62	-	-						-	-				0.150		
Totals:						0	36					0	0	0	0	0					0	60									0	10	0	0
Number of Trades:						0						0	0	0	0					0.00									0			0		

OTE (CR)

(Contract Size: 100 Securities, Exercise Style: American, Physical Delivery)

Exercise Price	Call Options														Put Options																		
	June 2019						July 2019						Other Months		June 2019						July 2019						Other Months		Exercise Price				
	Open price	Price max	Price min	Last price	Closing price	Volume	Open Interest	Open price	Price max	Price min	Last price	Closing price	Volume	Open Interest	Volume	Open Interest	Open price	Price max	Price min	Last price	Closing price	Volume	Open Interest	Open price	Price max	Price min	Last price	Closing price		Volume	Open Interest	Volume	Open Interest
7.600	0.000	0.000	0.000	4.66	-	-										0.000	0.000	0.000	0.001	-	-												
8.000	0.000	0.000	0.000	4.26	-	-										0.000	0.000	0.000	0.001	-	-												0.080
8.400	0.000	0.000	0.000	3.86	-	-	0.000	0.000	0.000		3.87	-	-			0.000	0.000	0.000	0.001	-	-		0.000	0.000	0.000		0.001	-	-			0.084	
8.800	0.000	0.000	0.000	3.46	-	-	0.000	0.000	0.000		3.47	-	-			0.000	0.000	0.000	0.001	-	-		0.000	0.000	0.000		0.001	-	-			0.088	
9.200	0.000	0.000	0.000	3.06	-	-	0.000	0.000	0.000		3.08	-	-			0.000	0.000	0.000	0.001	-	-		0.000	0.000	0.000		0.001	-	-			0.092	
9.600	0.000	0.000	0.000	2.66	-	-	0.000	0.000	0.000		2.68	-	-			0.000	0.000	0.000	0.001	-	-		0.000	0.000	0.000		0.002	-	-			0.096	
10.000	0.000	0.000	0.000	2.26	-	-	0.000	0.000	0.000		2.28	-	-			0.000	0.000	0.000	0.006	-	-		0.000	0.000	0.000		0.002	-	-			0.100	
11.000	0.000	0.000	0.000	1.27	-	-	0.000	0.000	0.000		1.32	-	-			0.000	0.000	0.000	0.008	-	50		0.000	0.000	0.000		0.045	-	-			0.110	
12.000	0.000	0.000	0.000	0.432	-	51	0.000	0.000	0.000		0.565	-	50			0.000	0.000	0.000	0.168	-	102		0.000	0.000	0.000		0.284	-	-			0.120	
13.000	0.000	0.000	0.000	0.060	-	30	0.000	0.000	0.000		0.161	-	-			0.000	0.000	0.000	0.799	-	-		0.000	0.000	0.000		0.882	-	-			0.130	
14.000	0.000	0.000	0.000	0.003	-	-	0.000	0.000	0.000		0.029	-	-			0.000	0.000	0.000	1.75	-	-		0.000	0.000	0.000		1.76	-	-			0.140	
15.000	0.000	0.000	0.000	0.001	-	-	0.000	0.000	0.000		0.003	-	-			0.000	0.000	0.000	2.75	-	-		0.000	0.000	0.000		2.75	-	-			0.150	
16.000	0.000	0.000	0.000	0.001	-	-	0.000	0.000	0.000		0.001	-	-			0.000	0.000	0.000	3.75	-	-		0.000	0.000	0.000		3.75	-	-			0.160	
17.000	0.000	0.000	0.000	0.001	-	-	0.000	0.000	0.000		0.001	-	-			0.000	0.000	0.000	4.75	-	-		0.000	0.000	0.000		4.75	-	-			0.170	
18.000	0.000	0.000	0.000	0.001	-	-										0.000	0.000	0.000	5.75	-	-											0.180	
Totals:						0	81						0	50	0	0						0	152						0	40	0	0	
Number of Trades:							0						0	0	0	0						0.00							0	0			

PIRAEUS BANK (CR)

(Contract Size: 100 Securities, Exercise Style: American, Physical Delivery)

Call Options															Put Options																	
June 2019							July 2019							Other Months		June 2019							July 2019							Other Months		Exercise Price
Open price	Price max	Price min	Last price	Closing price	Volume	Open Interest	Open price	Price max	Price min	Last price	Closing price	Volume	Open Interest	Volume	Open Interest	Open price	Price max	Price min	Last price	Closing price	Volume	Open Interest	Open price	Price max	Price min	Last price	Closing price	Volume	Open Interest	Volume	Open Interest	
0.300	0.000	0.000	0.000	2.59	-	-										0.000	0.000	0.000	0.001	-	-											0.003
0.350	0.000	0.000	0.000	2.54	-	-										0.000	0.000	0.000	0.001	-	-											0.004
0.400	0.000	0.000	0.000	2.49	-	-										0.000	0.000	0.000	0.001	-	-											0.004
0.450	0.000	0.000	0.000	2.44	-	-										0.000	0.000	0.000	0.001	-	-											0.005
0.500	0.000	0.000	0.000	2.39	-	-										0.000	0.000	0.000	0.002	-	-											0.005
0.550	0.000	0.000	0.000	2.34	-	-										0.000	0.000	0.000	0.001	-	-											0.006
0.600	0.000	0.000	0.000	2.29	-	-										0.000	0.000	0.000	0.001	-	-											0.006
0.650	0.000	0.000	0.000	2.24	-	-										0.000	0.000	0.000	0.001	-	-											0.007
0.700	0.000	0.000	0.000	2.19	-	-										0.000	0.000	0.000	0.001	-	-											0.007
0.750	0.000	0.000	0.000	2.14	-	-										0.000	0.000	0.000	0.001	-	-											0.008
0.800	0.000	0.000	0.000	2.09	-	-										0.000	0.000	0.000	0.001	-	-											0.008
0.850	0.000	0.000	0.000	2.04	-	-										0.000	0.000	0.000	0.001	-	-											0.009
0.900	0.000	0.000	0.000	1.99	-	-										0.000	0.000	0.000	0.001	-	-											0.009
0.950	0.000	0.000	0.000	1.94	-	-	0.000	0.000	0.000		1.94	-	-			0.000	0.000	0.000	0.001	-	-	0.000	0.000	0.000		0.001	-	-				0.010
1.000	0.000	0.000	0.000	1.89	-	-	0.000	0.000	0.000		1.89	-	-			0.000	0.000	0.000	0.001	-	-	0.000	0.000	0.000		0.001	-	-				0.010
1.100	0.000	0.000	0.000	1.79	-	-	0.000	0.000	0.000		1.79	-	-			0.000	0.000	0.000	0.001	-	-	0.000	0.000	0.000		0.004	-	-				0.011
1.200	0.000	0.000	0.000	1.69	-	-	0.000	0.000	0.000		1.69	-	-			0.000	0.000	0.000	0.004	-	-	0.000	0.000	0.000		0.010	-	-				0.012
1.300	0.000	0.000	0.000	1.59	-	-	0.000	0.000	0.000		1.59	-	-			0.000	0.000	0.000	0.011	-	-	0.000	0.000	0.000		0.002	-	-				0.013
1.400	0.000	0.000	0.000	1.49	-	-	0.000	0.000	0.000		1.49	-	25			0.000	0.000	0.000	0.024	-	-	0.000	0.000	0.000		0.001	-	-				0.014
1.500	0.000	0.000	0.000	1.39	-	-	0.000	0.000	0.000		1.39	-	-			0.000	0.000	0.000	0.047	-	-	0.000	0.000	0.000		0.002	-	-				0.015
1.600	0.000	0.000	0.000	1.29	-	-	0.000	0.000	0.000		1.29	-	4			0.000	0.000	0.000	0.002	-	-	0.000	0.000	0.000		0.001	-	-				0.016
1.700	0.000	0.000	0.000	1.19	-	50	0.000	0.000	0.000		1.20	-	-			0.000	0.000	0.000	0.001	-	-	0.000	0.000	0.000		0.001	-	-				0.017
1.800	0.000	0.000	0.000	1.09	-	-	0.000	0.000	0.000		1.10	-	-			0.000	0.000	0.000	0.002	-	-	0.000	0.000	0.000		0.003	-	-				0.018
1.900	0.000	0.000	0.000	0.992	-	-	0.000	0.000	0.000		1.00	-	-			0.000	0.000	0.000	0.006	-	-	0.000	0.000	0.000		0.006	-	-				0.019
2.000	0.000	0.000	0.000	0.893	-	-	0.000	0.000	0.000		0.907	-	-			0.000	0.000	0.000	0.001	-	-	0.000	0.000	0.000		0.011	-	-				0.020
2.200	0.000	0.000	0.000	0.696	-	-	0.000	0.000	0.000		0.726	-	-			0.000	0.000	0.000	0.003	-	-	0.000	0.000	0.000		0.030	-	-				0.022
2.400	0.000	0.000	0.000	0.509	-	-	0.000	0.000	0.000		0.563	-	35			0.000	0.000	0.000	0.016	-	-	0.000	0.000	0.000		0.066	-	-				0.024
2.600	0.000	0.000	0.000	0.344	-	-	0.000	0.000	0.000		0.423	-	-			0.000	0.000	0.000	0.051	-	-	0.000	0.000	0.000		0.126	-	-				0.026
2.800	0.000	0.000	0.000	0.212	-	-	0.000	0.000	0.000		0.308	-	-			0.000	0.000	0.000	0.119	-	-	0.000	0.000	0.000		0.211	-	-				0.028
3.000	0.000	0.000	0.000	0.118	-	-	0.260	0.260	0.260	0.260	0.260	3	-			0.000	0.000	0.000	0.225	-	-	0.000	0.000	0.000		0.320	-	-				0.030
3.200	0.000	0.000	0.000	0.061	-	-	0.000	0.000	0.000		0.149	-	-			0.000	0.000	0.000	0.368	-	-	0.000	0.000	0.000		0.451	-	-				0.032
3.400	0.000	0.000	0.000	0.028	-	-	0.000	0.000	0.000		0.100	-	-			0.000	0.000	0.000	0.535	-	-	0.000	0.000	0.000		0.602	-	-				0.034
3.600	0.000	0.000	0.000	0.012	-	-	0.000	0.000	0.000		0.065	-	-			0.000	0.000	0.000	0.719	-	-	0.000	0.000	0.000		0.768	-	-				0.036
3.800	0.000	0.000	0.000	0.005	-	-	0.000	0.000	0.000		0.042	-	-			0.000	0.000	0.000	0.913	-	-	0.000	0.000	0.000		0.944	-	-				0.038
4.000	0.000	0.000	0.000	0.002	-	-										0.000	0.000	0.000	1.11	-	-											0.040

PIRAEUS BANK (CR)

(Contract Size: 100 Securities, Exercise Style: American, Physical Delivery)

	Call Options														Put Options																			
	June 2019						July 2019						Other Months		June 2019						July 2019						Other Months							
Exercise Price	Open price	Price max	Price min	Last price	Closing price	Volume	Open Interest	Open price	Price max	Price min	Last price	Closing price	Volume	Open Interest	Volume	Open Interest	Open price	Price max	Price min	Last price	Closing price	Volume	Open Interest	Open price	Price max	Price min	Last price	Closing price	Volume	Open Interest	Volume	Open Interest	Exercise Price	
Totals:						0	50						3	64	0	0						0	0						0	20	0	0		
Number of Trades:						0							1		0							0.00							0		0			

PPC (CR)

(Contract Size: 100 Securities, Exercise Style: American, Physical Delivery)

Call Options														Put Options																					
Exercise Price	June 2019						July 2019						Other Months		June 2019						July 2019						Other Months		Exercise Price						
	Open price	Price max	Price min	Last price	Closing price	Volume	Open Interest	Open price	Price max	Price min	Last price	Closing price	Volume	Open Interest	Volume	Open Interest	Open price	Price max	Price min	Last price	Closing price	Volume	Open Interest	Open price	Price max	Price min	Last price	Closing price		Volume	Open Interest	Volume	Open Interest		
0.850	0.000	0.000	0.000		1.14	-	-									0.000	0.000	0.000		0.001	-	-											0.009		
0.900	0.000	0.000	0.000		1.09	-	-	0.000	0.000	0.000		1.09	-	-		0.000	0.000	0.000		0.001	-	-	0.000	0.000	0.000		0.007	-	-		0.009				
0.950	0.000	0.000	0.000		1.04	-	-	0.000	0.000	0.000		1.04	-	-		0.000	0.000	0.000		0.002	-	-	0.000	0.000	0.000		0.001	-	-		0.010				
1.000	0.000	0.000	0.000		0.991	-	-	0.000	0.000	0.000		0.993	-	-		0.000	0.000	0.000		0.004	-	-	0.000	0.000	0.000		0.003	-	-		0.010				
1.100	0.000	0.000	0.000		0.891	-	-	0.000	0.000	0.000		0.893	-	-		0.000	0.000	0.000		0.002	-	-	0.000	0.000	0.000		0.003	-	-		0.011				
1.200	0.000	0.000	0.000		0.791	-	-	0.000	0.000	0.000		0.793	-	-		0.000	0.000	0.000		0.001	-	-	0.000	0.000	0.000		0.002	-	-		0.012				
1.300	0.000	0.000	0.000		0.692	-	20	0.000	0.000	0.000		0.694	-	1		0.000	0.000	0.000		0.001	-	27	0.000	0.000	0.000		0.001	-	-		0.013				
1.400	0.000	0.000	0.000		0.592	-	90	0.000	0.000	0.000		0.594	-	10		0.000	0.000	0.000		0.001	-	10	0.000	0.000	0.000		0.003	-	-		0.014				
1.500	0.000	0.000	0.000		0.492	-	-	0.000	0.000	0.000		0.496	-	-		0.000	0.000	0.000		0.003	-	-	0.000	0.000	0.000		0.002	-	-		0.015				
1.600	0.000	0.000	0.000		0.394	-	-	0.000	0.000	0.000		0.400	-	-		0.000	0.000	0.000		0.002	-	-	0.000	0.000	0.000		0.006	-	-		0.016				
1.700	0.000	0.000	0.000		0.299	-	-	0.000	0.000	0.000		0.310	-	-		0.000	0.000	0.000		0.007	-	-	0.000	0.000	0.000		0.016	-	-		0.017				
1.800	0.000	0.000	0.000		0.213	-	-	0.000	0.000	0.000		0.230	-	-		0.000	0.000	0.000		0.021	-	-	0.000	0.000	0.000		0.036	-	-		0.018				
1.900	0.000	0.000	0.000		0.141	-	-	0.000	0.000	0.000		0.162	-	5		0.000	0.000	0.000		0.049	-	-	0.000	0.000	0.000		0.067	-	-		0.019				
2.000	0.000	0.000	0.000		0.086	-	20	0.000	0.000	0.000		0.108	-	5		0.000	0.000	0.000		0.094	-	-	0.000	0.000	0.000		0.113	-	-		0.020				
2.200	0.000	0.000	0.000		0.024	-	-	0.000	0.000	0.000		0.042	-	110		0.000	0.000	0.000		0.232	-	-	0.000	0.000	0.000		0.247	-	-		0.022				
2.400	0.000	0.000	0.000		0.005	-	-	0.000	0.000	0.000		0.013	-	-		0.000	0.000	0.000		0.413	-	-	0.000	0.000	0.000		0.419	-	-		0.024				
2.600	0.000	0.000	0.000		0.001	-	-	0.000	0.000	0.000		0.003	-	-		0.000	0.000	0.000		0.610	-	-	0.000	0.000	0.000		0.611	-	-		0.026				
2.800	0.000	0.000	0.000		0.001	-	-	0.000	0.000	0.000		0.001	-	-		0.000	0.000	0.000		0.810	-	-	0.000	0.000	0.000		0.810	-	-		0.028				
3.000	0.000	0.000	0.000		0.001	-	-	0.000	0.000	0.000		0.001	-	-		0.000	0.000	0.000		1.01	-	-	0.000	0.000	0.000		1.01	-	-		0.030				
Totals:						0	130							0	131	0	0							0	37							0	0	0	0
Number of Trades:						0							0			0.00							0			0									

Lending Products	Underlying Title	Multilateral Transactions[1]					Bilateral Transactions[2]		Stock Borrowing through OTC (volume)[3]
		Open Interest[5]	Volume(Offered)	Average Weighted	Transactions volume	Average Weighted	Transactions Volume	Average Weighted	Transactions Volume
ADMIEBOR	ADMIE (IPTO) HOLDING S.A. (CR)	---	---	---	---	---	---	---	---
AEGNBOR	AEGEAN AIRLINES (CR)	900	---	---	---	---	---	---	16,830
ALPHABOR	ALPHA BANK (CR)	5,000	---	---	---	---	---	---	44,705,827
ALMYBOR	ALUMIL (CR)	---	---	---	---	---	---	---	---
TATTBOR	ATTICA BANK S.A. (CR)	---	---	---	---	---	---	---	370
EEEBOR	CC HBC AG (CR)	2,290	---	---	---	---	---	---	70,546
CENERBOR	CENERGY HOLDINGS (CB)	---	---	---	---	---	---	---	---
ELLAKTORBOR	ELLAKTOR (CR)	4,951	---	---	---	---	---	---	1,898
EUROBBOR	EUROBANK ERGASIAS (CR)	955,572	---	---	66,100	4.40%	---	---	93,162,222
EYDAPBOR	EYDAP S.A. (CR)	1,000	---	---	---	---	---	---	188,799
FFGRPBOR	FOLLI FOLLIE (CR)	---	---	---	---	---	---	---	1,330,961
FOYRKBOR	FOURLIS (CR)	3,859	---	---	---	---	---	---	15,886
GEKTERNABOR	GEK TERNA (CR)	---	---	---	---	---	---	---	24,493
SARBOR	GR. SARANTIS S.A. (CR)	---	---	---	---	---	---	---	45,722
EXAEBOR	HELLENIC EXCHANGES-A.S.E. (CR)	1,800	---	---	---	---	---	---	168,565
ELPEBOR	HELLENIC PETROLEUM (CR)	1,400	---	---	---	---	---	---	64,983
INTRKBOR	INTRACOM HOLDINGS (CR)	300	---	---	---	---	---	---	---
INLOTBOR	INTRALOT (CR)	68,063	---	---	14,283	4.25%	300	0.01%	184,512
BELABOR	JUMBO SA (CR)	2,200	---	---	---	---	---	---	77,208
LAMDABOR	LAMDA DEVELOPMENT SA (CR)	---	---	---	---	---	---	---	5,000
MIGBOR	MARFIN INVESTMENT GROUP (CR)	---	---	---	---	---	---	---	744,474
MOHBOR	MOTOR OIL (CR)	4,429	---	---	---	---	500	0.01%	86,252
MYTILBOR	MYTILINEOS HOLDINGS (CR)	1,500	---	---	---	---	---	---	25,762
ETEBOR	NATIONAL BANK (CR)	---	---	---	---	---	---	---	32,055,380
OPAPBOR	OPAP (CR)	3,675	---	---	---	---	---	---	1,246,668
HTOBOR	OTE (CR)	17,425	---	---	---	---	---	---	522,090
PPABOR	P.P.A. S.A. (CR)	---	---	---	---	---	---	---	2,901
TPEIRBOR	PIRAEUS BANK (CR)	---	---	---	---	---	---	---	25,032,044
PLAISBOR	PLAISIO COMPUTERS SA (CR)	---	---	---	---	---	---	---	---
PPCBOR	PPC (CR)	116,584	---	---	---	---	---	---	6,721,111
QUALBOR	QUALITY & RELIABILITY SA (CR)	---	---	---	---	---	---	---	---

Stock Lending Notes

[1] - Multilateral contracts Lending or Borrowing as per Methods 8-1, 8-2 and 8-3-3 (According to ATHEX BoD Resolution No.17)

[2] - Bilateral Contracts Lending or Borrowing as per Methods 8-3-1 and 8-3-2 (According to ATHEX BoD Resolution No.20)

[3] - The information concerning OTC Stock Borrowing Transactions is based on the statements of the Dematerialised Securities System (DSS) operators involved and refers to volumes that have been registered up until the previous working day.

[4] - Average Price (Volume weighted)

[5] - The Data concerning Open Interest before the start of trading session

Lending Products	Underlying Title	Open Interest[5]	Multilateral Transactions[1]				Bilateral Transactions[2]		Stock Borrowing through OTC (volume)[3]
			Volume(Offered)	Average Weighted	Transactions volume	Average Weighted	Transactions Volume	Average Weighted	Transactions Volume
TENERGYBOR	TERNA ENERGY (CR)	---	---	---	---	---	---	19,403	
TITKBOR	TITAN CEMENT (CR)	---	---	---	---	---	---	25,166	
VIOBOR	VIOHALCO SA/NV (CB)	---	---	---	---	---	---	---	

Stock Lending Notes

[1] - Multilateral contracts Lending or Borrowing as per Methods 8-1, 8-2 and 8-3-3 (According to ATHEX BoD Resolution No.17)

[2] - Bilateral Contracts Lending or Borrowing as per Methods 8-3-1 and 8-3-2 (According to ATHEX BoD Resolution No.20)

[3] - The information concerning OTC Stock Borrowing Transactions is based on the statements of the Dematerialised Securities System (DSS) operators involved and refers to volumes that have been registered up until the previous working day.

[4] - Average Price (Volume weighted)

[5] - The Data concerning Open Interest before the start of trading session

Sectors codification for listed companies

533	-	Exploration & Production	537	-	Integrated Oil & Gas
1353	-	Commodity Chemicals	1357	-	Specialty Chemicals
1753	-	Aluminum	1755	-	Nonferrous Metals
1757	-	Steel	1775	-	General Mining
2353	-	Building Materials & Fixtures	2357	-	Heavy Construction
2723	-	Containers & Packaging	2727	-	Diversified Industrials
2733	-	Electrical Components & Equipment	2753	-	Commercial Vehicles & Trucks
2757	-	Industrial Machinery	2773	-	Marine Transportation
2777	-	Transportation Services	2791	-	Business Support Services
2797	-	Industrial Suppliers	3535	-	Distillers & Vintners
3537	-	Soft Drinks	3573	-	Farming Fishing & Plantations
3577	-	Food Products	3722	-	Durable Household Products
3726	-	Furnishings	3728	-	Home Construction
3747	-	Toys	3763	-	Clothing & Accessories
3765	-	Footwear	3767	-	Personal Products
3785	-	Tobacco	4533	-	Health Care Providers
4535	-	Medical Equipment	4577	-	Pharmaceuticals
5337	-	Food Retailers & Wholesalers	5371	-	Apparel Retailers
5373	-	Broadline Retailers	5375	-	Home Improvement Retailers
5379	-	Specialty Retailers	5553	-	Broadcasting & Entertainment
5555	-	Media Agencies	5557	-	Publishing
5751	-	Airlines	5752	-	Gambling
5753	-	Hotels	5755	-	Recreational Services
5757	-	Restaurants & Bars	5759	-	Travel & Tourism
6535	-	Fixed Line Telecommunications	6575	-	Mobile Telecommunications
7535	-	Conventional Electricity	7537	-	Alternative Electricity
7577	-	Water	8355	-	Banks
8534	-	Insurance Brokers	8536	-	Property & Casualty Insurance
8633	-	Real Estate Holding & Development	8637	-	Real Estate Services
8671	-	Industrial & Office REITs	8674	-	Diversified REITs
8675	-	Specialty REITs	8775	-	Specialty Finance
8777	-	Investment Services	8985	-	Equity Investment Instruments
9533	-	Computer Services	9535	-	Internet
9537	-	Software	9572	-	Computer Hardware
9574	-	Electronic Office Equipment	9578	-	Telecommunications Equipment
12003	-	ETF			



ATHEX
Athens Stock Exchange

Λεωφ. Αθηνών 110 104 42 Αθήνα
110, Athinon Ave. GR 104 42 Athens
tel. (+30)210-33.66.800, fax (+30)210-33.66.101
www.athexgroup.gr