

19

**Ημερήσιο Δελτίο
Συναλλακτικής Δραστηριότητας**

Daily Official List
of Trading Activity

Tuesday, 21 May, 2019

Year: 140 Trading Day No: 93



ATHEXGROUP
Athens Exchange Group

Disclaimer:

Hellenic Exchanges-Athens Stock Exchange S.A endeavours to ensure that the data and other material ("Information") presented on the Daily Official List are accurate and complete, but it is not liable for any errors or omissions of data or /and for the accuracy, credibility, updating and completeness of the aforesaid information nor it has any liability arising directly or indirectly from the use of the above Information.

The Company is not liable for the accuracy of the data included in listed companies' announcements. Only the sender of such an announcement is fully and solely liable for any infringement of third party's rights from the content of such announcement. All contents of the Daily Official List are provided only for information purposes and do not constitute investment advice or solicitation to invest in securities or other products listed for trading on the Exchange.

You acknowledge and agree that the Company is the owner of any property rights related to any Information appearing on the Daily Official List including intellectual property rights copyright, trademarks, etc.

The above data are a property of the Hellenic Exchanges-Athens Exchange and are copyright protected. Users are forbidden to reproduce, modify, copy, sale, transmit or redistribute, by all reproduction means and methods, part or the whole of the above data, without reference to their source.

The commercial exploitation of these data is, also, forbidden by third parties. Hellenic Exchanges-Athens Exchange does not carry any responsibility, direct or indirect, derived from usage or accidental alteration of the above data when used by third parties.

Hellenic Exchanges – Athens Stock Exchange S.A.

110 Athinon Ave., 10442 Athens, Tel: (210) 33.66.800, Fax: (210) 32.13.938

www.athexgroup.gr

Thessalonica Stock Exchange Center (T.S.E.C)

16-18 Katouni Str., Thessalonica 546 25 Tel: (2310) 567.667, Fax: (2310) 530.545

Athex Members Guarantee Fund

14-16 Fidiou Str., Athens 106 78, Tel: (210) 33.04.682, Fax: (210) 33.04.155

Hellenic Republic Capital Market Commission

1 Kolokotroni Str. & 1 Stadiou Str., Athens 10562 Tel: (210) 33.77.100 Fax: (210) 33.77.173

Table of Contents

Section 1: Statistical Figures of Securities, Derivatives and Lending

Summary of Markets

Athex Indices

Analytic Figures for Athex Market's Boards and Categories

Trading Details by Athex Sectors and Financial Instruments (ETFs)

Top 10 best & worst performing Shares

Derivatives Summary

Section 2: Analytic Figures of Shares Transactions

Analytic Figures of Shares Transactions

Shares' Notes

Section 3: Figures of Securities Transactions

Securities Blocks Details

Shares Rights Details

Stock Borrowing

Securities Forced Sales

Forced Sales Registered Shares

Exchange Traded Funds (ETFs) Characteristics

Section 5: Bonds traded in Fixed Income Assets Market

Convertible Corporate Bonds - Regulated Market

Non Convertible Corporate Bonds - Regulated Market

Government Bonds

Treasury Bills & Zero Coupon Government Bonds

Government Bonds Traded with the Open Outcry Method

State Banks Bonds

Section 6: Additional Infos

Athex & ATHEXClear Members List

List of Stocks under Market Making operations

Section 7: Derivatives Market Analytic Figures

Index Futures

Stock Futures

Index Options

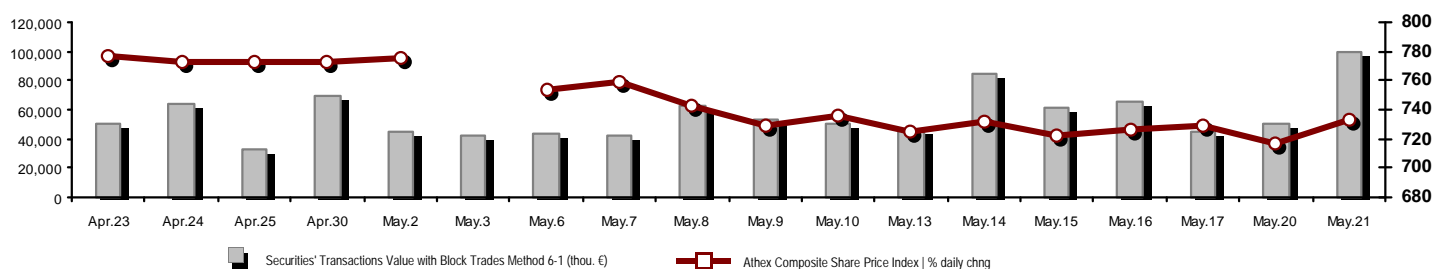
Stock Options

Stock Lending Analytic Figures

Appendix A: Sectors codification for listed companies

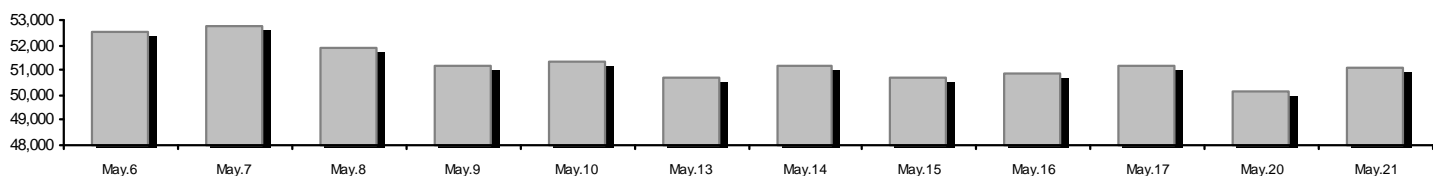
Summary of Markets

Athex Composite Share Price Index vs Shares and Derivatives Transactions Value

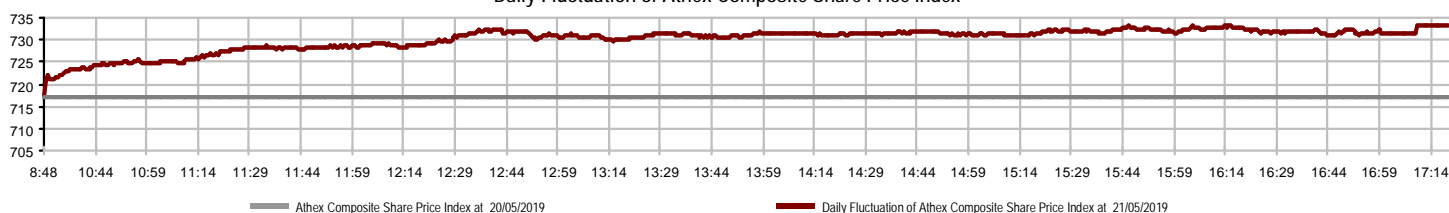


Athex Capitalisation (mill. €) **: 51,069.94	Derivatives Total Open Interest: 364,812
Daily change: mill. € %: 926.65 1.85%	in Index Futures % daily chng: 4,554 7.66%
Yearly Avg Capitalisation: mill. € % chng prev year Avg: 49,822.24 -4.42%	in Stock Futures % daily chng: 357,895 0.05%
Athex Composite Share Price Index % daily chng: 733.18 2.23%	in Index Options % daily chng: 959 6.91%
Athex Composite Share Price Index Capitalisation (mill. €): 46,246.96	in Stock Options % daily chng: 1,404 8.08%
Daily change (mill. €): 903.79	
Securities' Transactions Value with Block Trades Method 6-1 (thou. €): 99,923.22	Derivatives Contracts Volume: 33,782
Daily change: %: 49,846.83 99.54%	Daily change: pieces %: 12,481 58.59%
YtD Avg Trans. Value: thou. € % chng prev year Avg: 49,848.31 -9.24%	YtD Avg Derivatives Contracts % chng prev year Avg: 37,882 -32.36%
Blocks Transactions Value of Method 6-1 (thou. €): 15,281.19	Derivatives Trades Number: 2,478
Blocks Transactions Value of Method 6-2 & 6-3 (thou. €): 0.00	Daily change: number %: 465 23.10%
Bonds Transactions Value (thou.€): 747.56	YtD Avg Trades number % chng prev year Avg: 2,648 -2.33%
Securities' Transactions Volume with Block Trades Method 6-1 (thou. Pieces): 85,069.81	Lending Total Open Interest: 167,626
Daily change: thou. pieces %: 58,094.82 215.37%	Daily change: pieces %: -28,669 -14.61%
YtD Avg Volume: % chng prev year Avg: 28,484.57 -23.33%	Lending Volume (Multilateral/Bilateral): 467,467
Blocks Transactions Volume of Method 6-1 (thou. Pieces): 11,053.18	Daily change: pieces %: 344,199
Blocks Transactions Volume of Method 6-2 & 6-3 (thou. Pieces): 0.00	Multilateral Lending: 41,499
Bonds Transactions Volume: 718,000	Bilateral Lending: 425,968
Securities' Trades Number with Block Trades Method 6-1: 33,749	Lending Trades Number: 18
Daily change: number %: 12,710 60.41%	Daily change: %: 6
YtD Avg Trades number % chng prev year Avg: 22,685 11.58%	Multilateral Lending Trades Number: 12
Number of Blocks Method 6-1: 7	Bilateral Lending Trades Number: 6
Number of Blocks Method 6-2 & 6-3: 0	
Number of Bonds Transactions: 32	

Athex Capitalisation (mill. €) **



Daily Fluctuation of Athex Composite Share Price Index



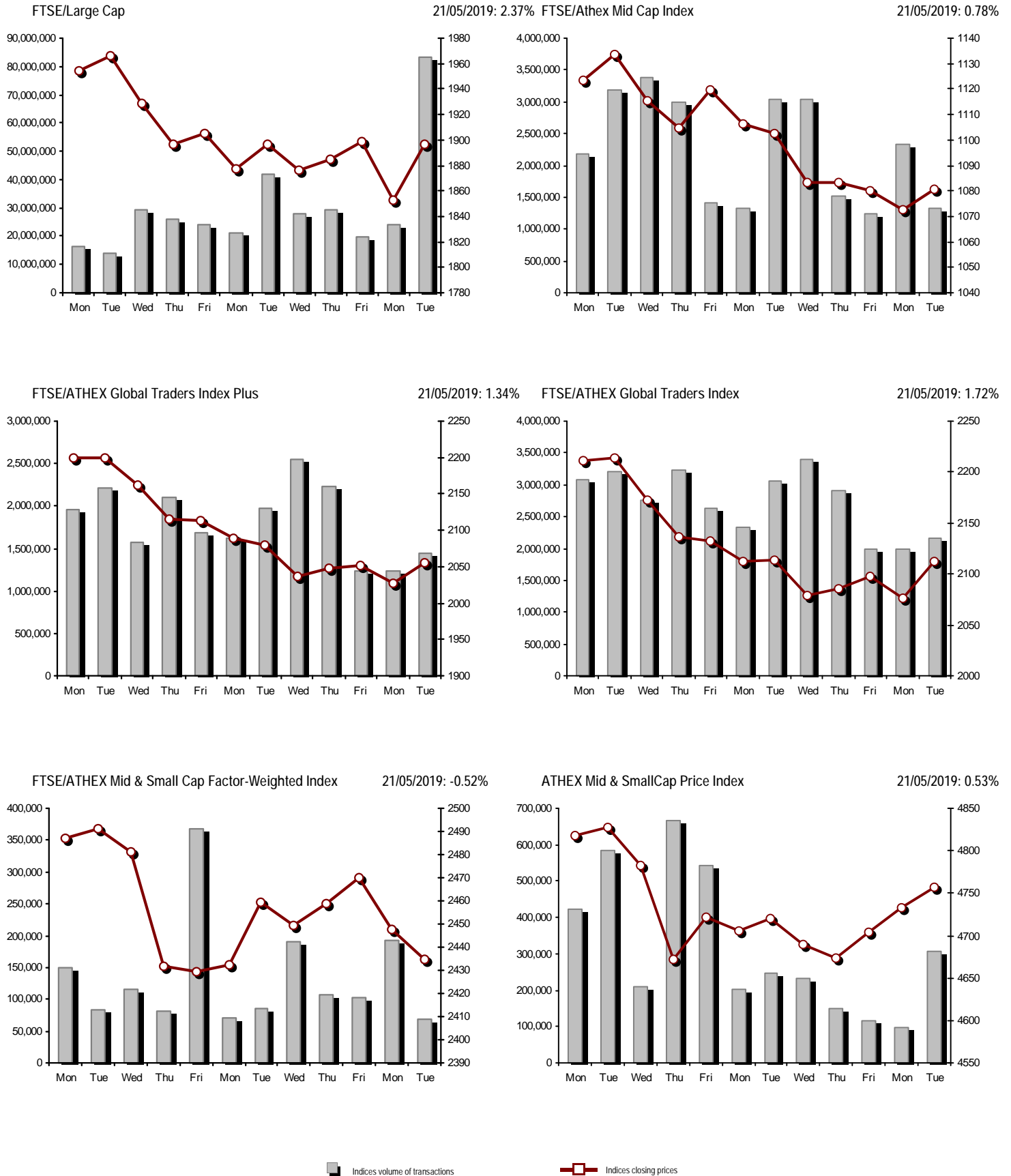
Athex Indices

Index name	21/05/2019	20/05/2019	pts.	%	Min	Max	Year min	Year max	Year change
Athex Composite Share Price Index	733.18 #	717.21	15.97	2.23%	717.21	733.33	600.12	785.31	19.55% #
FTSE/Athex Large Cap	1,896.73 #	1,852.89	43.84	2.37%	1,852.89	1,899.15	1,580.73	2,019.35	17.93% #
FTSE/Athex Mid Cap Index	1,080.81 #	1,072.45	8.36	0.78%	1,072.45	1,084.50	945.49	1,232.32	10.84% #
FTSE/ATHEX-CSE Banking Index	464.27 #	445.19	19.08	4.29%	445.19	464.27	275.15	507.34	39.53% #
FTSE/ATHEX Global Traders Index Plus	2,054.59 #	2,027.34	27.25	1.34%	2,027.34	2,058.86	1,947.04	2,278.12	3.01% #
FTSE/ATHEX Global Traders Index	2,111.72 #	2,075.95	35.77	1.72%	2,075.95	2,112.28	1,866.67	2,287.58	11.30% #
FTSE/ATHEX Mid & Small Cap Factor-Weighted Ind	2,434.89 €	2,447.65	-12.76	-0.52%	2,432.22	2,452.60	2,173.67	2,553.20	9.92% #
ATHEX Mid & SmallCap Price Index	4,757.21 #	4,732.21	25.00	0.53%	4,732.21	4,785.19	3,914.71	5,079.83	20.07% #
FTSE/Athex Market Index	470.32 #	459.61	10.71	2.33%	459.61	470.87	392.32	500.80	17.82% #
FTSE Med Index	4,389.43 €	4,437.41	-47.98	-1.08%			3,966.78	4,622.42	10.71% #
Athex Composite Index Total Return Index	1,165.01 #	1,139.63	25.38	2.23%	1,139.63	1,165.24	952.47	1,246.39	19.69% #
FTSE/Athex Large Cap Total Return	2,705.11 #	2,642.58	62.53	2.37%			2,321.35	2,867.39	15.60% #
FTSE/ATHEX Large Cap Net Total Return	832.00 #	812.76	19.24	2.37%	812.76	833.06	692.89	885.16	18.01% #
FTSE/Athex Mid Cap Total Return	1,308.50 #	1,298.38	10.12	0.78%			1,180.35	1,498.06	8.73% #
FTSE/ATHEX-CSE Banking Total Return Index	405.79 #	389.11	16.68	4.29%			265.40	459.98	29.45% #
Hellenic Mid & Small Cap Index	1,014.66 #	999.90	14.76	1.48%	999.90	1,017.12	884.70	1,097.38	11.91% #
FTSE/Athex Banks	613.41 #	588.20	25.21	4.29%	588.20	613.41	363.54	670.32	39.53% #
FTSE/Athex Financial Services	858.00 #	853.26	4.74	0.56%	852.39	866.98	744.92	993.06	9.96% #
FTSE/Athex Industrial Goods & Services	2,322.70 #	2,277.75	44.95	1.97%	2,277.75	2,330.93	1,884.26	2,551.76	21.64% #
FTSE/Athex Retail	65.07 €	66.05	-0.98	-1.48%	65.07	66.05	58.44	72.19	8.61% #
FTSE/ATHEX Real Estate	4,095.86 #	3,939.77	156.09	3.96%	3,939.77	4,095.86	2,928.70	4,302.08	35.62% #
FTSE/Athex Personal & Household Goods	8,032.25 #	7,719.48	312.77	4.05%	7,719.48	8,032.25	6,649.54	8,765.61	16.78% #
FTSE/Athex Food & Beverage	11,757.55 #	11,491.83	265.72	2.31%	11,491.83	11,857.25	10,000.70	12,310.22	16.29% #
FTSE/Athex Basic Resources	3,573.13 #	3,565.69	7.44	0.21%	3,497.89	3,592.23	3,146.82	4,219.38	8.91% #
FTSE/Athex Construction & Materials	2,478.03 #	2,450.77	27.26	1.11%	2,446.00	2,487.33	2,437.75	2,788.56	-4.04% €
FTSE/Athex Oil & Gas	4,748.13 #	4,693.92	54.21	1.15%	4,693.92	4,780.95	4,668.06	5,366.12	-2.30% €
FTSE/Athex Chemicals	8,175.81 #	8,003.23	172.58	2.16%	7,938.51	8,175.81	7,722.79	11,217.47	0.00% ~
FTSE/Athex Travel & Leisure	1,451.56 #	1,446.65	4.91	0.34%	1,446.35	1,466.58	1,309.57	1,649.99	9.71% #
FTSE/Athex Technology	851.00 €	853.45	-2.45	-0.29%	849.55	857.54	692.80	931.74	19.99% #
FTSE/Athex Telecommunications	3,151.69 #	3,129.67	22.02	0.70%	3,115.91	3,162.70	2,614.94	3,487.51	20.27% #
FTSE/Athex Utilities	2,047.59 #	2,021.84	25.75	1.27%	2,015.90	2,050.23	1,729.19	2,237.80	16.41% #
Athex All Share Index	180.13 #	176.84	3.28	1.86%	180.13	180.13	157.01	191.44	13.99% #
Hellenic Corporate Bond Index	117.87 €	118.18	-0.31	-0.27%			116.31	118.96	1.31% #
Hellenic Corporate Bond Price Index	95.68 €	95.97	-0.29	-0.30%			95.16	96.93	-0.11% €

Note 1: FTSE/Med 100, Hellenic Corporate Bond Price Index and Hellenic Corporate Bond Index closing prices refer to the previous trading day of 17/05/2019.

Note 2: The Hellenic Mid & Small Cap Index is a Customized index calculated by the Athens Exchange.

Athex Indices



Analytic Figures for Athex Market's Boards and Categories

	Total Traded Securities	Main Market	Surveillance	Exchange Traded Funds (ETFs)
Totals	113	100	12	1
Gain / Lose / Same:	67 / 20 / 26	65 / 18 / 17	1 / 2 / 9	1 / 0 / 0
Athex Capitalisation (mill. €) **	51,069.94	50,858.47	211.47	
Daily Average Trans/ons Value(thou.€)	49,848.31	49,870.73	27.06	5.25
Transactions Value	99,923.22	99,877.82	6.22	39.18
Main Board:	84,642.04	84,596.63	6.22	39.18
Blocks Board 6_2_3:	15,281.19	15,281.19	0.00	0.00
Forced Sales Board:	0.00	0.00	0.00	0.00
Special Terms Board:	0.00	0.00	0.00	0.00
Daily Average Transactions Volume	28,484,570	28,249,542	264,833	275
Transactions Volume	85,069,813	84,953,342	114,396	2,075
Main Board:	74,016,633	73,900,162	114,396	2,075
Blocks Board 6_2_3:	11,053,180	11,053,180	0	0
Forced Sales Board:	0	0	0	0
Special Terms Board:	0	0	0	0
Daily Average Number of Trades	22,685	22,564	121	1
Number of Trades	33,749	33,680	65	4
Main Board:	33,742	33,673	65	4
Blocks Board 6_2_3:	7	7	0	0
Forced Sales Board:	0	0	0	0
Special Terms Board:	0	0	0	0

Trading Details by Athex Sectors and Financial Instruments (ETFs)

Code	Sectors	Gain / Lose / Same	Number of Trades	Transactions Volume	Transactions Value	% of Total Trans. Value
8300	- Banks	6 / 0 / 0	22,881	80,480,676	75,881,046.04	75.94%
1700	- Basic Resources	4 / 1 / 1	119	56,528	67,587.24	0.07%
1300	- Chemicals	2 / 1 / 0	126	20,147	34,839.03	0.03%
2300	- Construction & Materials	7 / 1 / 3	1,133	304,097	1,256,291.23	1.26%
12000	- Financial Instruments	1 / 0 / 0	4	2,075	39,184.41	0.04%
8700	- Financial Services	2 / 0 / 2	271	561,256	253,046.08	0.25%
3500	- Food & Beverage	5 / 1 / 3	288	137,177	1,163,876.58	1.16%
4500	- Health Care	1 / 1 / 1	50	128,109	188,131.11	0.19%
2700	- Industrial Goods & Services	8 / 6 / 2	1,127	379,192	1,938,886.57	1.94%
8500	- Insurance	1 / 0 / 0	35	3,420	13,380.77	0.01%
5500	- Media	0 / 1 / 0	4	2,689	621.71	0.00%
500	- Oil & Gas	3 / 0 / 0	1,153	155,765	2,431,026.96	2.43%
3700	- Personal & Household Goods	7 / 2 / 6	1,203	296,514	1,821,729.40	1.82%
8600	- Real Estate	3 / 0 / 3	264	53,581	280,517.35	0.28%
5300	- Retail	1 / 1 / 1	112	33,770	31,285.80	0.03%
9500	- Technology	4 / 3 / 3	508	169,232	282,764.92	0.28%
6500	- Telecommunications	1 / 0 / 0	1,351	497,041	5,686,200.16	5.69%
5700	- Travel & Leisure	6 / 2 / 0	2,232	1,442,608	7,750,918.58	7.76%
7500	- Utilities	5 / 0 / 1	888	345,936	801,889.93	0.80%

Top 10 best & worst performing Shares

Main Market

With positive Price change	Closing price	change	With negative Price change	Closing price	change
PIRAEUS BANK (CR)	1.565	7.93% #	GEN. COMMERCIAL & IND.SA (CR)	0.705	-3.42% €
DROMEAS SA (CR)	0.318	7.80% #	PROFILE SA (CR)	2.83	-3.08% €
EUROPEAN RELIANCE INSUR. (CR)	4.05	7.14% #	GEK TERNA (CR)	4.74	-1.04% €
EUROBANK ERGASIAS (CR)	0.754	6.05% #	CENERGY HOLDINGS (CB)	1.266	-0.78% €
CENTRIC HOLDINGS (CR)	0.201	5.24% #	MLS MULTIMEDIA SA (CR)	4.95	-0.60% €
JUMBO SA (CR)	15.07	5.02% #	QUEST HOLDINGS (CR)	17	-0.29% €
LAMDA DEVELOPMENT SA (CR)	6.62	4.09% #	IASO SA (CR)	1.458	-0.14% €
KEKROPS SA (CR)	1.65	4.04% #			
EKTER SA (CR)	1.33	3.91% #			
PPC (CR)	1.371	3.24% #			
With the highest Transactions Value	Value (thou. €)	change	With the highest Transactions Volume	Volume	change
EUROBANK ERGASIAS (CR)	40,512.69	6.05% #	EUROBANK ERGASIAS (CR)	54,458,987	6.05% #
ALPHA BANK (CR)	23,839.38	2.67% #	ALPHA BANK (CR)	19,537,424	2.67% #
OPAP (CR)	7,354.09	0.06% #	NATIONAL BANK (CR)	3,592,560	1.93% #
NATIONAL BANK (CR)	7,328.62	1.93% #	PIRAEUS BANK (CR)	2,706,375	7.93% #
OTE (CR)	5,686.20	0.70% #	OPAP (CR)	872,255	0.06% #
PIRAEUS BANK (CR)	4,151.33	7.93% #	MARFIN INVESTMENT GROUP (CR)	509,081	1.32% #
MOTOR OIL (CR)	2,004.69	1.42% #	OTE (CR)	497,041	0.70% #
JUMBO SA (CR)	1,269.33	5.02% #	INTRALOT (CR)	360,868	1.13% #
MYTILINEOS HOLDINGS (CR)	1,259.70	2.40% #	ATTICA BANK S.A. (CR)	184,260	2.52% #
CC HBC AG (CR)	1,122.84	2.34% #	PPC (CR)	176,628	3.24% #

Note: Stocks that are not included in the "Low Dispersion" and "Under Supervision" categories, and the transactions value is more than 10,000 €.

Derivatives Summary

	Number of Trades	Volume	Open Interest
Index Futures	340	1,655	4,554
FTSE/Athex Large Cap	340	1,655	4,554
Stock Futures	2,106	31,493	357,895
ADMIE (IPTO) HOLDING S.A. (CR)	19	90	6,362
ALPHA BANK (CR)	337	7,622	53,496
ATTICA BANK S.A. (CR)	0	0	3,325
CC HBC AG (CR)	35	64	152
CENERGY HOLDINGS (CB)	7	168	7,118
ELLAKTOR (CR)	56	227	9,998
EUROBANK ERGASIAS (CR)	541	12,606	77,200
EYDAP S.A. (CR)	1	2	442
FOURLIS (CR)	0	0	150
GEK TERNA (CR)	33	139	7,386
HELLENIC EXCHANGES-A.S.E. (CR)	20	316	3,938
HELLENIC PETROLEUM (CR)	11	61	2,177
INTRACOM HOLDINGS (CR)	11	44	3,958
INTRALOT (CR)	9	96	4,939
JUMBO SA (CR)	34	74	472
LAMDA DEVELOPMENT SA (CR)	7	12	2,362
MARFIN INVESTMENT GROUP (CR)	14	316	71,570
MOTOR OIL (CR)	5	16	326
MYTILINEOS HOLDINGS (CR)	59	286	9,001
NATIONAL BANK (CR)	235	3,876	35,636
OPAP (CR)	47	176	3,993
OTE (CR)	34	395	3,187
P.P.A. S.A. (CR)	7	219	584
PIRAEUS BANK (CR)	456	4,058	25,537
PPC (CR)	75	487	13,879
TERNA ENERGY (CR)	1	1	3,636
TITAN CEMENT (CR)	16	52	405
VIOHALCO SA/NV (CB)	36	90	6,666
Index Options	30	614	959
FTSE/Athex Large Cap	30	614	959
Stock Options	2	20	1,404
ALPHA BANK (CR)	1	10	119
NATIONAL BANK (CR)	0	0	415
OPAP (CR)	0	0	86
OTE (CR)	0	0	258
PIRAEUS BANK (CR)	1	10	169
PPC (CR)	0	0	357
Total Derivatives Traded	2,478	33,782	364,812

Shares' Notes

Code	Note text
()	- Adjusted dividends.
*	- Last adjusted closing price.
[1]	- Net dividends.
[2]	- The "Date of Last Coupon" for New listings refers to the date company's stocks started to trade in Athex
[3]	- The Company Market Value is referred to the number of outstanding shares
[4]	- Sectors codification can be found in Appendix A
[5]	- The Market Value refers to the total number of shares listed (including their several classes) in the exchange by the company.
[6]	- P/E greater than 100
[7]	- Last view of the Order Book before the end of the trading session
[8]	- All Blocks Methods' Transactions Value are included.
4690	- Transfer to Surveillance category as of 4/4/2006.
4750	- Transfer to the Under Surveillance Category from 8/4/2011.
4865	- Suspension of trading as of 2/4/2012.
4887	- Transfer to the Surveillance Category as of 10/4/2012.
4912	- Transfer to the Surveillance Category as of 31/7/2012.
4914	- Suspension of trading as of 31/8/2012.
4918	- Suspension of trading as of 31/8/2012.
4955	- Transfer to the Surveillance Category as from 5/4/2013.
4956	- Transfer to the Surveillance Category as from 5/4/2013.
4957	- Transfer to the Surveillance Category as from 5/4/2013.
4958	- Transfer to the Surveillance Category as from 5/4/2013.
4959	- Transfer to the Surveillance Category as from 5/4/2013.
4983	- Transfer to the Surveillance Category as of 5/4/2013.
5080	- Transfer to the Surveillance Category as of 06/09/2011.
5093	- Transfer to the Surveillance Category as of 8/4/2015.
5095	- Transfer to the Surveillance Category as from 5/4/2013.
5101	- Suspension of trading as of 1/9/2015.
5110	- Suspension of trading as of 08/03/2016.
5112	- Transfer to the Surveillance Category as of 15/04/2016.
5115	- Transfer to the Surveillance Category as of 15/04/2016.
5123	- Transfer to the Surveillance Category as of 10/04/2014
5130	- Suspension of trading as of 18/04/2017.
5136	- Suspension of trading as of 02/05/2017.
5141	- Transfer to the Surveillance Category as of 10/05/2017.
5153	- Suspension of trading as of 03/10/2017.
5154	- Suspension of trading as of 03/10/2017.
5156	- Transfer to the Surveillance Category as of 11/12/2017.
5160	- Transfer to the Surveillance Category as of 15/04/2016.
5161	- Transfer to the Surveillance Category as of 25/11/2011.
5162	- Transfer to the Under Supervision Category as of 21/12/2009.
5165	- Transfer to the Surveillance Category as of 15/02/2018.
5171	- Suspension of trading as of 30/04/2018.
5172	- Suspension of trading as of 30/04/2018.
5174	- Suspension of trading as of 02/05/2018.
5178	- Transfer to the Surveillance Category as of 11/05/2018.
5179	- Suspension of trading as of 25/05/2018.
5190	- Transfer to the Surveillance Category as of 10/04/2012.
5191	- Suspension of trading as of 02/10/2018.
5192	- Suspension of trading as of 02/10/2018.
5193	- Transfer to the Surveillance Category as of 25/10/2018.
5194	- Transfer to the Surveillance Category as of 25/10/2018.
5195	- Transfer to the Surveillance Category as of 27/06/2008.

Shares' Notes

Code	Note text
5196	- Transfer to the Under Surveillance Category from 08/04/2011.
5197	- Transfer to the Surveillance Category as of 07/11/2018.
5200	- Transfer to the Surveillance Category as of 10/04/2012.
5201	- Suspension of trading as of 02/04/2019.
5205	- Suspension of trading as of 02/05/2019.
5206	- Suspension of trading as of 02/05/2019.
5207	- Transfer to the Surveillance Category as from 13/05/2019.
5208	- In progress merger of the bank EUROBANK ERGASIAS S.A. with the company GRIVALIA PROPERTIES R.E.I.C.

Securities Blocks Details

Securities	Block Volume	Price	Block Trade Value	Time of approval	Note
OPAP (CR)	186,341	8.44	1,571,786.34	11:41:29	20
ALPHA BANK (CR)	350,000	1.21	422,800.00	12:42:20	20
EUROBANK ERGASIAS (CR)	1,000,000	0.750	750,000.00	14:24:52	20
EUROBANK ERGASIAS (CR)	578,235	0.754	435,989.19	17:12:17	20
ALPHA BANK (CR)	8,811,604	1.23	10,829,461.32	17:12:55	20
OTE (CR)	67,000	11.45	767,150.00	17:12:58	20
OPAP (CR)	60,000	8.40	504,000.00	17:13:48	20

Blocks Notes

- 9 - Method 6-1 / Special Fees
- 10 - Method 6-1 / Special Fees, SDS
- 14 - Method 6-3 / Settlement, Incomplete Buy and Sell
- 18 - Method 6-2 / SPOT 1
- 19 - Method 6-2 / SPOT 2
- 20 - Method 6-1 and Method 6-1 Same Day Settlement
- 21 - Other Pre-agreed

Shares Rights Details

Occured date	Exercise from	Exercise until	Trading until	Rights	Price min	Price max	Closing price	Last Bid	Last Ask	Volume	Trades	Transactions Value
--------------	---------------	----------------	---------------	--------	-----------	-----------	---------------	----------	----------	--------	--------	--------------------

No Rights Transactions.

Securities Forced Sales

Securities	Category of Security	Transaction s Volume	Number of Trades	Transactions Value	Note
------------	----------------------	-------------------------	---------------------	-----------------------	------

No Forced Transactions.

Forced Sales Notes

- 1 - Normal Forced Sale.
- 2 - Forced Sales of Fixed Registered Shares.
- 3 - Forced Sales of Remaining Stock Fractions.

Forced Sales Registered Shares

Securities	Start Date	End Date	Initial Volume	Remaining Volume	Date	Avg price (day)	Avg price (period)	Number of Trades	Transactions Volume	Transactions Value
------------	------------	----------	----------------	------------------	------	-----------------	--------------------	------------------	---------------------	--------------------

No Fixed Registered Shares Forced Sales.

Forced Sales Notes

According to Decision 1/380/04.05.2008 of the Hellenic Republic Capital Market Commission, the certificated registered shares that have not been deposited to the issuer for dematerialisation, will be auctioned in the Athens Exchange by the supervising issuer. Forced sales procedure is held according to Article 99A of the Athens Exchange Rulebook. The average price of the period is calculated by dividing the Total transactions value by the Total volume and includes all the transactions made until the current date.

Exchange Traded Funds (ETFs) Characteristics

	Transactions Date (T)	Creation / Redemption	Units (T-1)	New Units (T-1)	Redemption Units (T-1)	Units (T) [1]	Fund Assets [2]	Net Unit Price	Dividend per	Dividend Date
ALPHA ETF FTSE Athex Large Cap	21/05/2019	5,000	642,382	---	---	642,382	11,878,720.00	18.4917	0.43	30/06/2018

ETFs Notes

[1] - Units (T) = Units (T-1) + New Units (T-1) - Redemption Units (T-1)

[2] - The Creation / Redemption Units of T-1 are included.

Convertible Corporate Bonds - Regulated Market

Num Listed Bonds	Nominal price	Issue price	Today's Rate	Exp. Date	Duration (years)	Note	Coupon		Trading	Corporate Bonds	Price min	Price max	Closing price	Previous closing price/date	Volume	Transactions Value	Last order			ear min	Year max
							Common	Preferred									Price	Buy / Sell	Date		
171,268,704	0.30	0.30	1.00	11/10/2025	9	---	11	---	1	FORTHNET S.A. (Convertible)	---	---	---	---	---	---	1.0000	B	11/04/2019	100.0000	100.0000

Corporate Bonds Notes

Transactions Volume = (Pieces) * (Nominal Price). Transactions Value = (Pieces) * (Nominal Price) * (price %) + (Accrued interest).

The price of a Bond is stated as a percentage (%) of Bond's Nominal Price.

Nominal Price in Euros (€), except if it is noted differently.

Non Convertible Corporate Bonds - Regulated Market

Num Listed Bonds	Nominal price	Issue price	Today's Rate	Exp. Date	Duration (years)	Note	Coupon		Trading	Corporate Bonds	Accrued Int.	Yield.T.Mat	Price min	Price max	Closing price	Previous closing price/date	Volume	Transactions Value	Last order			ear min	Year max	
							Common	Preferred											Price	Buy / Sell	Date			
25,000	1,000.00	1,000.00	4.95	26/06/2023	5	---	2	---	1	B&F COMM. & GARM. INDUS. S.A. (Non Convertible)	20.2125	5.5930	---	---	---	96.9770	20/05/2019	---	---	94.3011	B	21/05/2019	93.0000	98.5000
90,000	1,000.00	1,000.00	3.00	11/05/2023	5	---	3	---	1	CORAL A.E. (Non Convertible)	0.8333	2.3760	102.0200	102.0300	102.0233	102.8000	17/05/2019	12,000	12,252.80	102.1100	B	21/05/2019	100.2726	103.5000
120,000	1,000.00	1,000.00	3.95	04/04/2025	7	---	3	---	1	GEK TERNA S.A. (Non Convertible)	5.3764	3.2270	102.8500	102.9000	102.8833	102.4110	17/05/2019	30,000	31,026.28	102.8500	B	21/05/2019	99.0000	103.5000
60,000	1,000.00	1,000.00	3.85	21/07/2022	5	---	4	---	1	TERNA ENERGY FINANCE S.A. (Non Convertible)	13.0472	2.5710	102.8500	103.3000	103.2513	102.7000	20/05/2019	385,000	402,092.68	103.0000	B	21/05/2019	100.5200	103.5000
300,000	1,000.00	1,000.00	3.10	27/06/2022	5	---	4	---	1	MYTILINEOS HOLDINGS S.A. (Non Convertible)	12.6583	1.9760	102.8000	102.9800	102.9800	102.8170	20/05/2019	28,000	29,151.03	102.8200	B	21/05/2019	100.5818	103.4000
50,000	1,000.00	1,000.00	4.35	20/06/2022	5	---	4	---	1	SYSTEMS SUNLIGHT S.A. (Non Convertible)	18.6083	2.8240	---	---	---	103.7000	20/05/2019	---	---	103.1000	B	21/05/2019	99.4118	103.8000
200,000	1,000.00	1,000.00	3.50	21/03/2022	5	---	5	---	1	O.P.A.P. S.A. (Non Convertible)	6.1250	2.1330	102.9000	103.3000	103.2579	103.0860	20/05/2019	228,000	236,824.50	103.0600	B	21/05/2019	101.6500	103.3000
40,000,000	1.00	1.00	5.00	04/10/2021	5	---	11	---	1	HOUSEMARKET S.A. (Non Convertible)	0.0068	2.4000	---	---	---	105.1920	20/05/2019	---	---	105.0500	B	21/05/2019	101.9500	105.5000
200,000	1,000.00	1,000.00	3.60	12/03/2026	7	---	1	---	1	AEGEAN AIRLINES S.A. (Non Convertible)	7.2000	3.1040	102.7000	102.9000	102.7000	102.8010	20/05/2019	35,000	36,217.00	102.6100	B	21/05/2019	100.3628	103.1000

Corporate Bonds Notes

Transactions Volume = (Pieces) * (Nominal Price). Transactions Value = (Pieces) * (Nominal Price) * (price %) + (Accrued interest).

The price of a Bond is stated as a percentage (%) of Bond's Nominal Price.

Nominal Price in Euros (€), except if it is noted differently.

Government Bonds

Number Listed Bonds	Nominal price	Today's Rate	Accrued Interest Calc	Exp. Date [1]	Duration (years)	Note	Coupons Date	Curr. coupon value	Trading Unit	Government Bonds	Price min	Price max	Closing price	Previous closing price/date	Volume	Transactions Value	Price	Last order Buy / Sell	Date
3,000,000	1,000.00	4.38	Actual/Actual	01/08/2022	5	---	01/08	4.38	1	GGB-FXD-010822-05Y-4.375-1.000	---	---	---	---	---	---	1.0000	B	28/11/2018
2,500,000	1,000.00	3.45	Actual/Actual	02/04/2024	5	---	02/04	3.45	1	GGB-FXD-020424-05Y-3.450-1.000	---	---	---	---	---	---	---	---	---
4,355,990,324	1.00	3.50	Actual/Actual	30/01/2023	5	---	01/02 - 31/01	3.50	1	GGB-FXD-300123-05Y-3.500-1.000	---	---	---	94.5720 13/07/2018	---	---	1.0000	B	28/11/2018
5,962,747,327	1.00	3.75	Actual/Actual	30/01/2028	10	---	/02 - 01/02 - 31/	3.75	1	GGB-FXD-300128-10Y-3.750-1.000	---	---	---	85.4610 13/07/2018	---	---	1.0000	B	28/11/2018
6,091,218,404	1.00	3.90	Actual/Actual	30/01/2033	15	---	/02 - 01/02 - 31/	3.90	1	GGB-FXD-300133-15Y-3.900-1.000	---	---	---	78.6730 13/07/2018	---	---	1.0000	B	28/11/2018
4,805,399,486	1.00	4.00	Actual/Actual	30/01/2037	19	---	/02 - 01/02 - 31/	4.00	1	GGB-FXD-300137-19Y-4.000-1.000	---	---	---	77.0370 13/07/2018	---	---	1.0000	B	28/11/2018
4,603,713,186	1.00	4.20	Actual/Actual	30/01/2042	24	---	/02 - 01/02 - 31/	4.20	1	GGB-FXD-300142-24Y-4.200-1.000	---	---	---	77.7640 13/07/2018	---	---	1.0000	B	28/11/2018
550,418,123	1.00	3.00	Actual/Actual	24/02/2023	11	---	24/02	3.00	1	GGB-FXD-240223-11Y-2.000-1.000	---	---	---	10.0000 22/06/2015	---	---	---	---	---
445,007,576	1.00	3.00	Actual/Actual	24/02/2024	12	---	24/02	3.00	1	GGB-FXD-240224-12Y-2.000-1.000	---	---	---	10.0000 22/06/2015	---	---	---	---	---
423,674,226	1.00	3.00	Actual/Actual	24/02/2025	13	---	24/02	3.00	1	GGB-FXD-240225-13Y-2.000-1.000	---	---	---	10.0000 22/06/2015	---	---	---	---	---
212,292,153	1.00	3.00	Actual/Actual	24/02/2026	14	---	24/02	3.00	1	GGB-FXD-240226-14Y-2.000-1.000	---	---	---	10.0000 22/06/2015	---	---	---	---	---
160,621,352	1.00	3.00	Actual/Actual	24/02/2027	15	---	24/02	3.00	1	GGB-FXD-240227-15Y-2.000-1.000	---	---	---	10.0000 22/06/2015	---	---	---	---	---
183,244,055	1.00	3.00	Actual/Actual	24/02/2028	16	---	24/02	3.00	1	GGB-FXD-240228-16Y-2.000-1.000	---	---	---	10.0000 22/06/2015	---	---	---	---	---
164,802,894	1.00	3.00	Actual/Actual	24/02/2029	17	---	24/02	3.00	1	GGB-FXD-240229-17Y-2.000-1.000	---	---	---	10.0000 22/06/2015	---	---	---	---	---
165,460,943	1.00	3.00	Actual/Actual	24/02/2030	18	---	24/02	3.00	1	GGB-FXD-240230-18Y-2.000-1.000	---	---	---	10.0000 22/06/2015	---	---	---	---	---
129,007,241	1.00	3.00	Actual/Actual	24/02/2031	19	---	24/02	3.00	1	GGB-FXD-240231-19Y-2.000-1.000	---	---	---	10.0000 22/06/2015	---	---	---	---	---
126,192,683	1.00	3.00	Actual/Actual	24/02/2032	20	---	24/02	3.00	1	GGB-FXD-240232-20Y-2.000-1.000	---	---	---	10.0000 22/06/2015	---	---	---	---	---
146,905,168	1.00	3.00	Actual/Actual	24/02/2033	21	---	24/02	3.00	1	GGB-FXD-240233-21Y-2.000-1.000	---	---	---	10.0000 22/06/2015	---	---	---	---	---
154,475,606	1.00	3.00	Actual/Actual	24/02/2034	22	---	24/02	3.00	1	GGB-FXD-240234-22Y-2.000-1.000	---	---	---	10.0000 22/06/2015	---	---	---	---	---
144,429,441	1.00	3.00	Actual/Actual	24/02/2035	23	---	24/02	3.00	1	GGB-FXD-240235-23Y-2.000-1.000	---	---	---	10.0000 22/06/2015	---	---	---	---	---
166,211,676	1.00	3.00	Actual/Actual	24/02/2036	24	---	24/02	3.00	1	GGB-FXD-240236-24Y-2.000-1.000	---	---	---	10.0000 22/06/2015	---	---	---	---	---
145,461,669	1.00	3.00	Actual/Actual	24/02/2037	25	---	24/02	3.00	1	GGB-FXD-240237-25Y-2.000-1.000	---	---	---	10.0000 22/06/2015	---	---	---	---	---
146,941,087	1.00	3.00	Actual/Actual	24/02/2038	26	---	24/02	3.00	1	GGB-FXD-240238-26Y-2.000-1.000	---	---	---	10.0000 22/06/2015	---	---	---	---	---
135,115,612	1.00	3.00	Actual/Actual	24/02/2039	27	---	24/02	3.00	1	GGB-FXD-240239-27Y-2.000-1.000	---	---	---	10.0000 22/06/2015	---	---	---	---	---
141,909,637	1.00	3.00	Actual/Actual	24/02/2040	28	---	24/02	3.00	1	GGB-FXD-240240-28Y-2.000-1.000	---	---	---	10.0000 22/06/2015	---	---	---	---	---
136,788,720	1.00	3.00	Actual/Actual	24/02/2041	29	---	24/02	3.00	1	GGB-FXD-240241-29Y-2.000-1.000	---	---	---	10.0000 22/06/2015	---	---	---	---	---
163,643,410	1.00	3.00	Actual/Actual	24/02/2042	30	---	24/02	3.00	1	GGB-FXD-240242-30Y-2.000-1.000	---	---	---	10.0000 22/06/2015	---	---	---	---	---
742,153	1,000.00	0.40	FLR Actual/360	10/08/2019	5	---	10/02 - 10/08	---	1	GGB-FLT-100819-05Y-0.934-1.000	---	---	---	---	---	---	50.0001	B	12/12/2017
2,500,000	1,000.00	3.88	Actual/Actual	12/03/2029	10	---	12/03	3.88	1	GGB-FXD-120329-10Y-3.875-1.000	---	---	---	---	---	---	---	---	---
3,000,000	1,000.00	3.38	Actual/Actual	15/02/2025	7	---	15/02	3.38	1	GGB-FXD-150225-07Y-3.375-1.000	---	---	---	---	---	---	---	---	---
250,250	1,000.00	2.90	Actual/Actual	20/03/2023	4	---	20/03	2.90	1	GGB-FXD-200323-04Y-2.900-1.000	---	---	---	---	---	---	---	---	---
964,000	1,000.00	3.25	Actual/Actual	20/03/2025	6	---	20/03	3.25	1	GGB-FXD-200325-06Y-3.250-1.000	---	---	---	---	---	---	---	---	---
2,100,000	1,000.00	3.55	Actual/Actual	20/03/2026	7	---	20/03	3.55	1	GGB-FXD-200326-07Y-3.550-1.000	---	---	---	---	---	---	---	---	---

Government Bonds Notes

Transactions Volume = (Pieces) * (Nominal Price). Transactions Value = (Pieces) * (Nominal Price) * (price %) + (Accrued interest).

The Value of current coupon for the issues with NV 0.01 euro refers to NV 100 euros

FLR: Floating Interest Rate.

[1] - The Expiration Date of the interest bearing period and the Date for coupon payment.

Treasury Bills & Zero Coupon Government Bonds

Issue Date	13-Week Maturity									26-Week Maturity									52-Week Maturity								
	Exp. Date	Initial Rate	Num Listed Bonds	Nominal price	Issue price	Last Trade Price	Last Trade Date	Volume Traded	Note	Exp. Date	Initial Rate	Num Listed Bonds	Nominal price	Issue price	Last Trade Price	Last Trade Date	Volume Traded	Note	Exp. Date	Initial Rate	Num Listed Bonds	Nominal price	Issue price	Last Trade Price	Last Trade Date	Volume Traded	Note
15/06/2018	---	---	---	---	---	---	---	---	---	---	---	---	---	---	---	---	---	---	14/06/2019	1.09	1,000,000	1,000.00	989.10	---	---	---	---
14/09/2018	---	---	---	---	---	---	---	---	---	---	---	---	---	---	---	---	---	---	13/09/2019	1.09	1,000,000	1,000.00	989.10	---	---	---	---
14/12/2018	---	---	---	---	---	---	---	---	---	---	---	---	---	---	---	---	---	---	13/12/2019	1.09	1,000,000	1,000.00	989.10	---	---	---	---
15/03/2019	---	---	---	---	---	---	---	---	---	---	---	---	---	---	---	---	---	---	13/03/2020	0.95	1,000,000	1,000.00	990.50	---	---	---	---

Bonds in Circulation	Currency / Min nominal traded Value	Coupons Payment Date	Current Coupon Value	Note	Coupon	Trading Unit	Issue Date	Duration (years)	Today's Interest	A.I.C in days	Bonds	Last price of previous days		Last Outcry in Cash (euro)			Trades in Pieces	Life min	Life Max
												Price	Buy / Sell	Price	Buy / Sell	Date			
Corporate Bonds in Foreign Currency and Euro																			
103,746	GBP / 10	01/12	0.25	---	60	1	01/12/1930	98	2.5	360	National Mortgage Bank	2.27	05/02/1996	2.27	S	05/02/1996	---	2.27	2.27
0	GBP / 10	01/12	0.25	---	62	1	01/12/1928	100	2.5	360	National Mortgage Bank	---	---	---	---	---	---	---	---

Government Bonds Notes

A.I.C: Accrued Interest Calculation base.

FLR: Floating Interest Rate.

The minimum tradeable Nominal Value for all Demeterialised Government Titles is 100 Euros.

(μτφρ-0)

Athex & ATHEXClear Members List

Member Name	Stock Market			Derivatives Market		ATHEXClear Member				
	Address	Phone	Fax	Market Member	Remote Member	Market Maker	Proprietary	Market Maker	General Clearing	Direct Clearing
A. SARRIS SECURITIES S.A.				a						
6, DRAGATSANIOU ATHINA	+30 2103367700	210-3312324								
ALPHA BANK A.E.									a	
40, STADIOU STR ATHINA	(210)-3260000	(210)-3264116								
	(210)-3265546	(210)-3265811								
103, AVE. ATHINON ATHINA	+30 2103436820	210-3436270								
ALPHA FINANCE INVESTMENT SERVICES S.A.				a		a	a	a		a
5, MERLIN ATHINA	+30 2103677400	210-33311193								
ARDU PRIME SECURITIES S.A.				a			a			
12-14, KARAGIORGI SERVIAS ATHINA	+30 2103800820	210-3000854								
ARGUS STOCKBROKERS LTD				a	a		a			
25, DIMOSTHENI SEVERI AVE NICOSIA	+357 22717000	0035722717070								
ATLANTIC SECURITIES LIMITED				a	a					
37, PRODROMOU NICOSIA	+357 22445400	00357 22661914								
AXIA VENTURES GROUP LTD					a					
, KRANIDIOTI 10, OFFICE 102 NICOSIA	+357 22742000	357 22742001								
AXON SECURITIES S.A.				a			a			
48, STADIOU ATHINA	+30 2103363800	210-3243903								
BETA SECURITIES S.A.				a		a	a			a
29, ALEXANDRAS AVEN. & VRAILA ATHINA	+30 2106478900	210-6410139								
BNP PARIBAS SECURITIES SERVICES									a	
2, LAMPSAKOU ATHINA	+30 2107468500	210-7468579-581								
CAPITAL SECURITIES S.A.				a			a			
58, MITROPOLEOS ATHINA	+30 2103369700	+30 210 3369820								
CFS SECURITIES-INVESTMENT SERVICES S.A.				a						
3, PAPARRIGOPOULOU ATHINA	+30 2103360800	+30 210-3360980								
CITIGROUP GLOBAL MARKET LTD				a	a					
1, CITIGROUP CENTER , CANADA SQ., CANARY WHARF LONDON	+44 02079864000									
CITIGROUP GLOBAL MARKETS EUROPE AG				a	a					
16, REUTERWEG FRANKFURT										
CREDIT SUISSE SECURITIES (EUROPE) LIMITED				a	a					
1, CABOT SQUARE LONDON	+44 2078888888									
CYCLOS SECURITIES S.A.				a			a			a
39, PANEPISTIMIOU ATHINA	+30 2103364300	+30 210-3239122								
DEUTSCHE BANK S.A.				a	a		a			
1, GREAT WINCHESTER STREET LONDON	+44 20 754 54209	00441133361437								
DYNAMIC SECURITIES S.A.				a			a			a
, SYGROU AVENUE 223 & TRALLEON 2 NEA SMYRNI	+30 2103677700	210-3677777								
EUROBANK EQUITIES INVESTMENT FIRM S.A				a		a	a	a		a
, FILELLINON 10 & XENOFONTOS 13 ATHINA	+30 2103720000	210-3720001								
EUROBANK ERGASIAS S.A.									a	
8, OTHONOS STR. ATHINA	(210)-3337969	(210)-3245916								
	(210)-3337000	(210)-3233866								
8, OTHONOS ATHINA	+30 2103337000	210-3245916								
EUROCORP INVESTMENT SERVICES S.A.				a			a			a
14, FILIKIS ETERIAS SQ, ATHINA	+30 2107263500	2107263666								
EUOTRUST INVESTMENT FIRM SA				a						
113, SEVASTOUPOLEOS ATHINA	+30 2103363100	+30 210-3238334								
EUROXX SECURITIES S.A.				a		a	a	a		a
7, PALAIOLOGOU CHALANDRI	(210)-6879400	(210)-6879401								
7, PALEOLOGOU CHALANDRI	+30 2106879400	210-6879401								
G. A. PERVANAS SECURITIES-INVESTMENT SERVICES CO S.A.				a						
7-9, SOFOKLEOUS ATHINA	+30 2103727200	210-3210-291								
GLOBAL CAPITAL SECURITIES AND FINANCIAL SERVICES LTD				a	a					
50, AVE. ARCHIEPISKOPOU MAKARIOU NICOSIA	+357 22710710	357 22339332								
HELLENIC BANK (INVESTMENTS) LTD					a					
, AVE.KYRIAKOU MATSI 31 - PO BOX 24747 NICOSIA	+357 22500100	357 22500110								
HELLENIC-AMERICAN SECURITIES S.A.				a		a	a			a
27, ANDREA PAPANDREOU ATHINA	+30 2103311100	+30 210-3215968								
HSBC FRANCE									a	
109-111, AVE. MESOGION ATHINA	+30 2106960000	210-6929336								
INDEX SECURITIES S.A.				a						
6, DRAGATSANIOU ATHINA	+30 2103213920	+30 210-3213216								

Athex & ATHEXClear Members List

Member Name				Stock Market			Derivatives Market		ATHEXClear Member	
	Address	Phone	Fax	Market Member	Remote Member	Market Maker	Proprietary	Market Maker	General Clearing	Direct Clearing
INVESTMENT BANK OF GREECE S.A.				a		a	a	a	a	
32 , EGIALIAS & PARADISOU MAROUSI	+30 2108173111	+30 210-6896325								
J. CHR. MAVRIKIS SECURITIES S.A.				a						
5, SOFOKLEOUS ATHINA	+30 2103216730	210-3217767								
KAPPA SECURITIES S.A.				a			a			
15, VALAORITOU ATHINA	+30 2103678600	+30 210-3641002								
KARAMANOF SECURITIES AND INVESTMENT SERVICES S.A.				a			a			
2, SQ. AGION THEODORON ATHINA	+30 2103212947	+30 210-3217088								
LAIKI FINANCIAL SERVICES LTD					a					
26, AVE. VYRONOS NICOSIA	357 22367367	357 22718567								
LEON DEPOLAS SECURITIES S.A.				a		a	a			
1, CHRISTOU LADA ATHINA	+30 2103213276	+30 210-3211618								
MEGA EQUITY SECURITIES & FINANCIAL SERVICES PUBLIC LTD				a	a		a			
42-44, AVE. GRIVA DIGENI NICOSIA	+357 22711711	357 22711811								
MERIT SECURITIES S.A				a		a	a			a
5, SOFOKLEOUS ATHINA	+30 2141008800	210-3671830								
MERRILL LYNCH INTERNATIONAL				a	a					
2 , KING EDWARD STREET LONDON	+44 20276281000									
N. CHRYSOCHOIDIS STOCK BROKERAGE I.S.S.A.				a			a			a
7-9, SOFOKLEOUS ATHINA	+30 2103213913	+30 210-3216115								
NATIONAL BANK OF GREECE S.A.				a		a	a		a	
68, AKADIMIAS STR. ATHINA	(210)-3328817	(210)-3328678								
86, AIOLOU STR. ATHINA	(210)-3341000	(210)-3228187								
NATIONAL SECURITIES S.A				a		a	a	a		
66, KIFISIAS AVE , BUILDING A ATHINA	+30 2107720000	+30 210-7720002								
NUNTIUS BROKERAGE AND INVESTMENT SERVICES S.A				a						
6, DRAGATSANIOU ATHINA	+30 2103350599	+30210-3254846								
ONE PLUS CAPITAL LIMITED				a	a					
, 75 PRODROMOU AVENUE, ONEWORLD PARKVIEW HOUSE, 3RD FLOOR	+357 22873760									
PANTELAKIS SECURITIES S.A.				a		a	a	a		
57, ETHNIKIS ANTISTASIS B CHALANDRI	+30 2106965000	210-6929550								
PEGASUS SECURITIES S.A				a			a			
17 , VALAORITOU & AMERIKIS ATHINA	+30 2103670700	+30 210-3670760								
PIRAEUS BANK S.A.				a			a		a	
4, AMERIKIS STR. ATHINA	(210)-3335000	(210)-3335079								
4, AMERIKIS ATHINA	+30 2103335000	210-3335079								
4, AMERIKIS STR ATHINA	(210)-3335918	(210)-3254207								
PIRAEUS SECURITIES S.A.				a		a	a	a		a
10, STADIU ATHINA	+30 2103354100	210-3354170								
PRELIUM INVESTMENT SERVICES S.A.				a			a			
342, KIFISIAS ATHINA	+30 2103677044	+30 210-6926403								
PROCHOICE SECURITIES LTD				a	a					
57, SPYROU KYPRIANOY NICOSIA	+357-24-661192	+357-24-662464								
SHARELINK SECURITIES-FINANCIAL SERVICES LTD				a	a		a			
6 , THEOTOKI MEGARO ELLINA NICOSIA	+357 22554200	+357 22750852								
SOCIETE GENERALE S.A.				a	a		a			
, 17 COURS VALMY 92987 PUTEAUX - LA DEFENSE PARIS	+33 157290504	+33142138697								
SOLIDUS SECURITIES S.A				a			a			a
64, LOUIZIS RIANCOUR ATHINA	+30 2106900600	210-6985421								
ST. EM. LAVRENTAKIS SECURITIES S.A.				a			a			
7-9, SOFOKLEOUS ATHINA	+30 2103213336	+30 210-3246572								
THE CYPRUS INVESTMENT & SECURITIES CORPORATION LTD				a	a					
154, LIMASSOL AVENUE, STROVOLOS NICOSIA	+357 22121700	357 22338800								
UBS LIMITED					a					
1 , FINSBURY AVENUE LONDON	+44 2075687135									

List of Stocks under Market Making operations

Securities	Market Maker	Start Market Making	Stock Category
ADMIE (IPTO) HOLDING S.A. (CR)	PIRAEUS SECURITIES S.A.	29/06/2017	Main Market
ALPHA BANK (CR)	ALPHA FINANCE INVESTMENT SERVICES S.A.	29/02/2016	Main Market
	EUROBANK EQUITIES INVESTMENT FIRM S.A	24/10/2012	
	HELLENIC-AMERICAN SECURITIES S.A.	06/02/2019	
	LEON DEPOLAS SECURITIES S.A.	04/01/2016	
	MERIT SECURITIES S.A	03/09/2013	
	NATIONAL SECURITIES S.A	15/01/2013	
	PIRAEUS SECURITIES S.A.	28/05/2013	
ALUMIL (CR)	BETA SECURITIES S.A.	18/07/2013	Main Market
AS COMPANY SA (CR)	EUROBANK EQUITIES INVESTMENT FIRM S.A	01/04/2019	Main Market
ATTICA BANK S.A. (CR)	BETA SECURITIES S.A.	02/06/2014	Main Market
	EUROXX SECURITIES S.A.	22/01/2016	
	PIRAEUS SECURITIES S.A.	20/09/2017	
ATTICA HOLDINGS (CR)	HELLENIC-AMERICAN SECURITIES S.A.	28/12/2017	Main Market
AUTOHELLAS SA (CR)	EUROXX SECURITIES S.A.	02/07/2018	Main Market
AVAX S.A. (CR)	EUROBANK EQUITIES INVESTMENT FIRM S.A	14/12/2015	Main Market
BYTE COMPUTER SA (CR)	MERIT SECURITIES S.A	04/08/2013	Main Market
CC HBC AG (CR)	EUROBANK EQUITIES INVESTMENT FIRM S.A	23/10/2013	Main Market
	NATIONAL SECURITIES S.A	29/04/2013	
	PIRAEUS SECURITIES S.A.	04/05/2015	
CENERGY HOLDINGS (CB)	ALPHA FINANCE INVESTMENT SERVICES S.A.	02/01/2017	Main Market
	EUROBANK EQUITIES INVESTMENT FIRM S.A	02/01/2017	
CNL CAPITAL (CR)	MERIT SECURITIES S.A	01/10/2018	Main Market
EKTER SA (CR)	EUROBANK EQUITIES INVESTMENT FIRM S.A	16/10/2017	Main Market
	LEON DEPOLAS SECURITIES S.A.	21/05/2018	
ELASTRON (CR)	LEON DEPOLAS SECURITIES S.A.	20/02/2017	Main Market
ELLAKTOR (CR)	ALPHA FINANCE INVESTMENT SERVICES S.A.	14/03/2019	Main Market
	EUROBANK EQUITIES INVESTMENT FIRM S.A	01/06/2013	
	EUROXX SECURITIES S.A.	24/09/2018	
	HELLENIC-AMERICAN SECURITIES S.A.	14/01/2019	
	NATIONAL SECURITIES S.A	25/06/2013	
	PIRAEUS SECURITIES S.A.	22/10/2018	
ELTON SA (CR)	BETA SECURITIES S.A.	03/09/2013	Main Market
	LEON DEPOLAS SECURITIES S.A.	01/04/2019	
ELVALHALCOR (CB)	ALPHA FINANCE INVESTMENT SERVICES S.A.	07/05/2018	Main Market
	EUROBANK EQUITIES INVESTMENT FIRM S.A	07/05/2018	
EUROBANK ERGASIAS (CR)	ALPHA FINANCE INVESTMENT SERVICES S.A.	08/01/2013	Main Market
	EUROBANK EQUITIES INVESTMENT FIRM S.A	01/06/2013	
	HELLENIC-AMERICAN SECURITIES S.A.	25/07/2014	
	MERIT SECURITIES S.A	06/11/2017	
	NATIONAL SECURITIES S.A	01/01/2017	
	PIRAEUS SECURITIES S.A.	28/09/2013	
FOURLIS (CR)	EUROBANK EQUITIES INVESTMENT FIRM S.A	01/12/2016	Main Market
	EUROXX SECURITIES S.A.	01/12/2016	
	PIRAEUS SECURITIES S.A.	06/03/2017	
GEK TERNA (CR)	HELLENIC-AMERICAN SECURITIES S.A.	07/09/2015	Main Market

List of Stocks under Market Making operations

Securities	Stock Category
Market Maker	Start Market Making
GR. SARANTIS S.A. (CR)	Main Market
ALPHA FINANCE INVESTMENT SERVICES S.A.	19/06/2018
BETA SECURITIES S.A.	14/05/2013
EUROBANK EQUITIES INVESTMENT FIRM S.A	24/10/2016
HELLENIC EXCHANGES-A.S.E. (CR)	Main Market
NATIONAL SECURITIES S.A	25/06/2013
PIRAEUS SECURITIES S.A.	04/05/2015
HELLENIC PETROLEUM (CR)	Main Market
HELLENIC-AMERICAN SECURITIES S.A.	14/09/2015
PIRAEUS SECURITIES S.A.	20/03/2017
IKTINOS HELLAS SA (CR)	Main Market
ALPHA FINANCE INVESTMENT SERVICES S.A.	01/04/2019
EUROBANK EQUITIES INVESTMENT FIRM S.A	25/02/2019
INTRACOM CONSTR. (CR)	Main Market
MERIT SECURITIES S.A	05/06/2018
INTRACOM HOLDINGS (CR)	Main Market
ALPHA FINANCE INVESTMENT SERVICES S.A.	03/08/2018
LEON DEPOLAS SECURITIES S.A.	08/10/2018
INTRALOT (CR)	Main Market
ALPHA FINANCE INVESTMENT SERVICES S.A.	03/07/2017
BETA SECURITIES S.A.	10/04/2017
EUROBANK EQUITIES INVESTMENT FIRM S.A	18/12/2017
EUROXX SECURITIES S.A.	12/06/2017
HELLENIC-AMERICAN SECURITIES S.A.	30/05/2018
PANTELAKIS SECURITIES S.A.	07/05/2018
PIRAEUS SECURITIES S.A.	28/09/2013
JUMBO SA (CR)	Main Market
MERIT SECURITIES S.A	06/11/2017
PIRAEUS SECURITIES S.A.	06/03/2017
KLOUKINAS - LAPPAS SA (CR)	Main Market
BETA SECURITIES S.A.	22/09/2014
KRI-KRI S.A. (CR)	Main Market
EUROBANK EQUITIES INVESTMENT FIRM S.A	07/05/2018
LEON DEPOLAS SECURITIES S.A.	16/01/2017
LAMDA DEVELOPMENT SA (CR)	Main Market
EUROBANK EQUITIES INVESTMENT FIRM S.A	08/12/2014
PANTELAKIS SECURITIES S.A.	06/11/2017
PIRAEUS SECURITIES S.A.	29/06/2017
LAMPSA HOTEL SA (CR)	Main Market
LEON DEPOLAS SECURITIES S.A.	16/01/2017
MARFIN INVESTMENT GROUP (CR)	Main Market
PIRAEUS SECURITIES S.A.	02/02/2013
MLS MULTIMEDIA SA (CR)	Main Market
HELLENIC-AMERICAN SECURITIES S.A.	07/12/2015
MOTOR OIL (CR)	Main Market
HELLENIC-AMERICAN SECURITIES S.A.	01/09/2014
LEON DEPOLAS SECURITIES S.A.	01/04/2019
MERIT SECURITIES S.A	25/02/2019
NATIONAL SECURITIES S.A	17/02/2014
PIRAEUS SECURITIES S.A.	04/05/2015
MYTILINEOS HOLDINGS (CR)	Main Market
ALPHA FINANCE INVESTMENT SERVICES S.A.	15/04/2019
EUROBANK EQUITIES INVESTMENT FIRM S.A	20/09/2017
MERIT SECURITIES S.A	25/02/2019
NATIONAL SECURITIES S.A	25/06/2013
PIRAEUS SECURITIES S.A.	04/05/2015
NATIONAL BANK (CR)	Main Market
ALPHA FINANCE INVESTMENT SERVICES S.A.	08/01/2013
EUROBANK EQUITIES INVESTMENT FIRM S.A	24/10/2012
HELLENIC-AMERICAN SECURITIES S.A.	25/07/2014
LEON DEPOLAS SECURITIES S.A.	20/04/2015
MERIT SECURITIES S.A	03/09/2013
NATIONAL SECURITIES S.A	28/02/2013
PIRAEUS SECURITIES S.A.	08/09/2013

List of Stocks under Market Making operations

Securities	Market Maker	Start Market Making	Stock Category
OPAP (CR)			Main Market
	ALPHA FINANCE INVESTMENT SERVICES S.A.	08/01/2013	
	EUROBANK EQUITIES INVESTMENT FIRM S.A	24/10/2012	
	HELLENIC-AMERICAN SECURITIES S.A.	25/07/2014	
	MERIT SECURITIES S.A	20/03/2017	
	NATIONAL SECURITIES S.A	15/01/2013	
	PIRAEUS SECURITIES S.A.	04/05/2015	
OTE (CR)			Main Market
	ALPHA FINANCE INVESTMENT SERVICES S.A.	08/01/2013	
	EUROBANK EQUITIES INVESTMENT FIRM S.A	24/10/2012	
	HELLENIC-AMERICAN SECURITIES S.A.	25/07/2014	
	LEON DEPOLAS SECURITIES S.A.	01/04/2019	
	MERIT SECURITIES S.A	20/03/2017	
	NATIONAL SECURITIES S.A	01/12/2012	
	PIRAEUS SECURITIES S.A.	08/09/2013	
P.P.A. S.A. (CR)			Main Market
	EUROBANK EQUITIES INVESTMENT FIRM S.A	06/02/2019	
PAPOUTSANIS (CR)			Main Market
	ALPHA FINANCE INVESTMENT SERVICES S.A.	19/11/2018	
	BETA SECURITIES S.A.	25/11/2013	
PETROPOULOS PETROS (CR)			Main Market
	BETA SECURITIES S.A.	28/05/2013	
	EUROBANK EQUITIES INVESTMENT FIRM S.A	01/04/2019	
PIRAEUS BANK (CR)			Main Market
	ALPHA FINANCE INVESTMENT SERVICES S.A.	15/04/2019	
	EUROBANK EQUITIES INVESTMENT FIRM S.A	23/10/2012	
	EUROXX SECURITIES S.A.	15/02/2016	
	HELLENIC-AMERICAN SECURITIES S.A.	14/01/2019	
	MERIT SECURITIES S.A	16/09/2013	
	NATIONAL SECURITIES S.A	02/06/2013	
	PIRAEUS SECURITIES S.A.	16/02/2013	
PLAISIO COMPUTERS SA (CR)			Main Market
	BETA SECURITIES S.A.	05/05/2014	
	EUROBANK EQUITIES INVESTMENT FIRM S.A	02/03/2015	
PPC (CR)			Main Market
	ALPHA FINANCE INVESTMENT SERVICES S.A.	23/07/2018	
	ALPHA FINANCE INVESTMENT SERVICES S.A.	08/01/2013	
	EUROBANK EQUITIES INVESTMENT FIRM S.A	23/10/2012	
	MERIT SECURITIES S.A	06/11/2017	
	NATIONAL SECURITIES S.A	26/03/2013	
	PIRAEUS SECURITIES S.A.	28/09/2013	
QUALITY & RELIABILITY SA (CR)			Main Market
	BETA SECURITIES S.A.	20/08/2014	
QUEST HOLDINGS (CR)			Main Market
	BETA SECURITIES S.A.	26/03/2018	
	EUROBANK EQUITIES INVESTMENT FIRM S.A	28/01/2019	
S.KANAKIS SA (CR)			Main Market
	BETA SECURITIES S.A.	01/10/2013	
THRACE PLASTICS SA (CR)			Main Market
	ALPHA FINANCE INVESTMENT SERVICES S.A.	26/03/2018	
	EUROBANK EQUITIES INVESTMENT FIRM S.A	26/03/2018	
TITAN CEMENT (CR)			Main Market
	EUROBANK EQUITIES INVESTMENT FIRM S.A	12/03/2019	
	NATIONAL SECURITIES S.A	17/02/2014	
	PANTELAKIS SECURITIES S.A.	14/03/2019	
	PIRAEUS SECURITIES S.A.	04/05/2015	
VIOHALCO SA/IV (CB)			Main Market
	ALPHA FINANCE INVESTMENT SERVICES S.A.	17/02/2014	
	EUROBANK EQUITIES INVESTMENT FIRM S.A	01/01/2017	
	MERIT SECURITIES S.A	17/03/2014	

Underlying Asset				Derivatives Market													
Price max	Price min	Closing price	change	Delivery Month	Open price	Price max	Price min	Last price	Closing price	Last Bid	Last Ask	Fixing price*	Life high	Life low	Trades	Volume	Open Interest
FTSE/Athex Large Cap (Trade Unit: 1 Index Point x 2€, Cash Settlement)																	
1,899.15	1,852.89	1,896.73	2.37%	June 2019	1,862.00	1,900.75	1,862.00	1,899.00	1,899.00	---	---		2,019.00	---	325	1,618	4,086
				July 2019	1,830.25	1,835.25	1,825.00	1,832.00	1,832.00	---	---		1,960.00	---	15	37	468
				August 2019	---	---	---	---	1,862.00	---	---		---	---	---	---	---
				September 2019	---	---	---	---	1,865.50	---	---		---	---	---	---	---
				December 2019	---	---	---	---	1,875.00	---	---		---	---	---	---	---
				March 2020	---	---	---	---	1,884.25	---	---		---	---	---	---	---

Derivatives notes

Fixing prices and final open positions can be retrieved from the following path <http://www.helex.gr/el/web/guest/statistics-end-of-day-derivatives>

Underlying Asset				Derivatives Market													
Price max	Price min	Closing price	change	Delivery Month	Open price	Price max	Price min	Last price	Closing price	Last Bid	Last Ask	Fixing price*	Life high	Life low	Trades	Volume	Open Interest
ADMIE (IPTO) HOLDING S.A. (CR)																	
(Contract Size: 100 Securities, Physical Delivery)																	
1.724	1.676	1.714	2.02%	June 2019	1.70	1.72	1.69	1.71	1.71	---	---	---	1.88	---	19	90	6,347
				September 2019	---	---	---	---	1.69	---	---	---	1.69	---	---	---	15
				December 2019	---	---	---	---	1.70	---	---	---	---	---	---	---	---
				March 2020	---	---	---	---	1.71	---	---	---	---	---	---	---	---
ALPHA BANK (CR)																	
(Contract Size: 100 Securities, Physical Delivery)																	
1.242	1.195	1.229	2.67%	June 2019	1.21	1.24	1.19	1.23	1.23	---	---	---	1.54	---	336	7,567	53,494
				September 2019	1.24	1.24	1.24	1.24	1.24	---	---	---	1.41	---	1	55	2
				December 2019	---	---	---	---	1.21	---	---	---	---	---	---	---	---
				March 2020	---	---	---	---	1.22	---	---	---	---	---	---	---	---
ATTICA BANK S.A. (CR)																	
(Contract Size: 100 Securities, Physical Delivery)																	
0.1962	0.19	0.195	2.52%	June 2019	---	---	---	---	0.191	---	---	---	0.239	---	---	---	3,325
				September 2019	---	---	---	---	0.191	---	---	---	---	---	---	---	---
				December 2019	---	---	---	---	0.192	---	---	---	---	---	---	---	---
				March 2020	---	---	---	---	0.193	---	---	---	---	---	---	---	---
CC HBC AG (CR)																	
(Contract Size: 100 Securities, Physical Delivery)																	
31.78	30.93	31.51	2.34%	June 2019	30.98	31.70	30.98	31.63	31.63	---	---	---	32.95	---	35	64	144
				September 2019	---	---	---	---	31.00	---	---	---	31.00	---	---	---	8
				December 2019	---	---	---	---	31.16	---	---	---	---	---	---	---	---
				March 2020	---	---	---	---	31.31	---	---	---	---	---	---	---	---
CENERGY HOLDINGS (CB)																	
(Contract Size: 100 Securities, Physical Delivery)																	
1.284	1.26	1.266	-0.78%	June 2019	1.28	1.28	1.26	1.26	1.26	---	---	---	1.38	---	7	168	7,118
				September 2019	---	---	---	---	1.28	---	---	---	---	---	---	---	---
				December 2019	---	---	---	---	1.29	---	---	---	---	---	---	---	---
				March 2020	---	---	---	---	1.30	---	---	---	---	---	---	---	---
ELLAKTOR (CR)																	
(Contract Size: 100 Securities, Physical Delivery)																	
1.524	1.5	1.52	0.80%	June 2019	1.52	1.53	1.51	1.53	1.53	---	---	---	1.80	---	56	227	9,997
				September 2019	---	---	---	---	1.52	---	---	---	1.81	---	---	---	1
				December 2019	---	---	---	---	1.53	---	---	---	---	---	---	---	---
				March 2020	---	---	---	---	1.53	---	---	---	---	---	---	---	---
EUROBANK ERGASIAS (CR)																	
(Contract Size: 100 Securities, Physical Delivery)																	
0.757	0.7245	0.754	6.05%	June 2019	0.716	0.755	0.716	0.749	0.749	---	---	---	0.763	---	541	12,606	77,047
				September 2019	---	---	---	---	0.716	---	---	---	0.750	---	---	---	153
				December 2019	---	---	---	---	0.719	---	---	---	---	---	---	---	---
				March 2020	---	---	---	---	0.723	---	---	---	---	---	---	---	---

Derivatives notes

Fixing prices and final open positions can be retrieved from the following path <http://www.helex.gr/el/web/guest/statistics-end-of-day-derivatives>

Underlying Asset				Derivatives Market													
Price max	Price min	Closing price	change	Delivery Month	Open price	Price max	Price min	Last price	Closing price	Last Bid	Last Ask	Fixing price*	Life high	Life low	Trades	Volume	Open Interest
EYDAP S.A. (CR)				(Contract Size: 100 Securities, Physical Delivery)													
5.9	5.74	5.89	1.03%	June 2019	5.85	5.85	5.85	5.85	5.85	---	---	---	6.15	---	1	2	442
				September 2019	---	---	---	---	5.87	---	---	---	---	---	---	---	---
				December 2019	---	---	---	---	5.90	---	---	---	---	---	---	---	---
				March 2020	---	---	---	---	5.93	---	---	---	---	---	---	---	---
FOURLIS (CR)				(Contract Size: 100 Securities, Physical Delivery)													
4.755	4.74	4.75	0.21%	June 2019	---	---	---	---	4.75	---	---	---	5.64	---	---	---	150
				September 2019	---	---	---	---	4.77	---	---	---	---	---	---	---	---
				December 2019	---	---	---	---	4.80	---	---	---	---	---	---	---	---
				March 2020	---	---	---	---	4.82	---	---	---	---	---	---	---	---
GEK TERNA (CR)				(Contract Size: 100 Securities, Physical Delivery)													
4.805	4.62	4.74	-1.04%	June 2019	4.77	4.82	4.71	4.74	4.74	---	---	---	5.48	---	33	139	7,382
				September 2019	---	---	---	---	4.82	---	---	---	5.19	---	---	---	4
				December 2019	---	---	---	---	4.85	---	---	---	---	---	---	---	---
				March 2020	---	---	---	---	4.87	---	---	---	---	---	---	---	---
HELLENIC EXCHANGES-A.S.E. (CR)				(Contract Size: 100 Securities, Physical Delivery)													
4.045	3.98	4	0.38%	June 2019	4.02	4.04	3.93	3.99	3.99	---	---	---	4.80	---	20	316	3,938
				September 2019	---	---	---	---	4.01	---	---	---	4.40	---	---	---	---
				December 2019	---	---	---	---	4.03	---	---	---	---	---	---	---	---
				March 2020	---	---	---	---	4.05	---	---	---	---	---	---	---	---
HELLENIC PETROLEUM (CR)				(Contract Size: 100 Securities, Physical Delivery)													
7.82	7.61	7.65	0.53%	June 2019	7.69	7.78	7.66	7.66	7.66	---	---	---	8.77	---	11	61	2,177
				September 2019	---	---	---	---	7.66	---	---	---	---	---	---	---	---
				December 2019	---	---	---	---	7.70	---	---	---	---	---	---	---	---
				March 2020	---	---	---	---	7.74	---	---	---	---	---	---	---	---
INTRACOM HOLDINGS (CR)				(Contract Size: 100 Securities, Physical Delivery)													
0.743	0.722	0.737	0.96%	June 2019	0.756	0.756	0.740	0.741	0.741	---	---	---	1.12	---	11	44	3,958
				September 2019	---	---	---	---	0.735	---	---	---	1.09	---	---	---	---
				December 2019	---	---	---	---	0.739	---	---	---	---	---	---	---	---
				March 2020	---	---	---	---	0.742	---	---	---	---	---	---	---	---
INTRALOT (CR)				(Contract Size: 100 Securities, Physical Delivery)													
0.37	0.353	0.3585	1.13%	June 2019	0.359	0.363	0.357	0.362	0.362	---	---	---	0.575	---	9	96	4,935
				September 2019	---	---	---	---	0.357	---	---	---	0.530	---	---	---	4
				December 2019	---	---	---	---	0.359	---	---	---	---	---	---	---	---
				March 2020	---	---	---	---	0.361	---	---	---	---	---	---	---	---

Derivatives notes

Fixing prices and final open positions can be retrieved from the following path <http://www.helex.gr/el/web/guest/statistics-end-of-day-derivatives>

Underlying Asset				Derivatives Market													
Price max	Price min	Closing price	change	Delivery Month	Open price	Price max	Price min	Last price	Closing price	Last Bid	Last Ask	Fixing price*	Life high	Life low	Trades	Volume	Open Interest
JUMBO SA (CR)				(Contract Size: 100 Securities, Physical Delivery)													
15.07	14.39	15.07	5.02%	June 2019	14.59	15.05	14.46	15.00	15.00	---	---	---	16.30	---	29	68	466
				September 2019	14.68	14.84	14.68	14.84	14.84	---	---	---	14.84	---	5	6	6
				December 2019	---	---	---	---	14.52	---	---	---	---	---	---	---	---
				March 2020	---	---	---	---	14.59	---	---	---	---	---	---	---	---
LAMDA DEVELOPMENT SA (CR)				(Contract Size: 100 Securities, Physical Delivery)													
6.62	6.39	6.62	4.09%	June 2019	6.43	6.64	6.43	6.64	6.64	---	---	---	6.98	---	7	12	2,362
				September 2019	---	---	---	---	6.40	---	---	---	---	---	---	---	---
				December 2019	---	---	---	---	6.44	---	---	---	---	---	---	---	---
				March 2020	---	---	---	---	6.47	---	---	---	---	---	---	---	---
MARFIN INVESTMENT GROUP (CR)				(Contract Size: 100 Securities, Physical Delivery)													
0.0848	0.0836	0.0842	1.32%	June 2019	0.083	0.086	0.083	0.086	0.086	---	---	---	0.100	---	14	316	71,570
				September 2019	---	---	---	---	0.084	---	---	---	---	---	---	---	---
				December 2019	---	---	---	---	0.084	---	---	---	---	---	---	---	---
				March 2020	---	---	---	---	0.085	---	---	---	---	---	---	---	---
MOTOR OIL (CR)				(Contract Size: 100 Securities, Physical Delivery)													
20.18	19.8	20.04	1.42%	June 2019	19.90	20.06	19.90	20.06	20.06	---	---	---	22.88	---	5	16	325
				September 2019	---	---	---	---	19.90	---	---	---	20.30	---	---	---	1
				December 2019	---	---	---	---	19.99	---	---	---	---	---	---	---	---
				March 2020	---	---	---	---	20.09	---	---	---	---	---	---	---	---
MYTILINEOS HOLDINGS (CR)				(Contract Size: 100 Securities, Physical Delivery)													
8.98	8.75	8.96	2.40%	June 2019	8.85	9.00	8.83	8.97	8.97	---	---	---	9.96	---	55	275	8,880
				September 2019	8.48	8.72	8.48	8.72	8.72	---	---	---	9.83	---	4	11	121
				December 2019	---	---	---	---	8.85	---	---	---	---	---	---	---	---
				March 2020	---	---	---	---	8.90	---	---	---	---	---	---	---	---
NATIONAL BANK (CR)				(Contract Size: 100 Securities, Physical Delivery)													
2.064	2.013	2.032	1.93%	June 2019	2.02	2.06	2.01	2.04	2.04	---	---	---	2.15	---	235	3,876	35,508
				September 2019	---	---	---	---	2.01	---	---	---	2.00	---	---	---	128
				December 2019	---	---	---	---	2.02	---	---	---	---	---	---	---	---
				March 2020	---	---	---	---	2.03	---	---	---	---	---	---	---	---
OPAP (CR)				(Contract Size: 100 Securities, Physical Delivery)													
8.525	8.39	8.4	0.06%	June 2019	8.45	8.51	8.41	8.41	8.41	---	---	---	9.67	---	46	175	3,968
				September 2019	7.99	7.99	7.99	7.99	7.99	---	---	---	9.20	---	1	1	25
				December 2019	---	---	---	---	8.49	---	---	---	---	---	---	---	---
				March 2020	---	---	---	---	8.54	---	---	---	---	---	---	---	---

Derivatives notes

Fixing prices and final open positions can be retrieved from the following path <http://www.helex.gr/el/web/guest/statistics-end-of-day-derivatives>

Underlying Asset				Derivatives Market													
Price max	Price min	Closing price	change	Delivery Month	Open price	Price max	Price min	Last price	Closing price	Last Bid	Last Ask	Fixing price*	Life high	Life low	Trades	Volume	Open Interest
OTE (CR)																	
(Contract Size: 100 Securities, Physical Delivery)																	
11.49	11.32	11.45	0.70%	June 2019	11.34	11.52	11.34	11.49	11.49	---	---	---	12.68	---	34	395	3,143
---	---	---	---	September 2019	---	---	---	---	11.45	---	---	---	11.11	---	---	---	44
---	---	---	---	December 2019	---	---	---	---	11.51	---	---	---	---	---	---	---	---
---	---	---	---	March 2020	---	---	---	---	11.56	---	---	---	---	---	---	---	---
P.P.A. S.A. (CR)																	
(Contract Size: 100 Securities, Physical Delivery)																	
21.9	20.65	21.25	1.43%	June 2019	20.83	21.48	20.83	21.45	21.45	---	---	---	22.50	---	6	129	392
---	---	---	---	September 2019	21.23	21.23	21.23	21.23	21.23	---	---	---	21.23	---	1	90	192
---	---	---	---	December 2019	---	---	---	---	21.20	---	---	---	---	---	---	---	---
---	---	---	---	March 2020	---	---	---	---	21.30	---	---	---	---	---	---	---	---
PIRAEUS BANK (CR)																	
(Contract Size: 100 Securities, Physical Delivery)																	
1.57	1.46	1.565	7.93%	June 2019	1.44	1.57	1.44	1.56	1.56	---	---	---	1.90	---	456	4,058	25,447
---	---	---	---	September 2019	---	---	---	---	1.46	---	---	---	1.44	---	---	---	90
---	---	---	---	December 2019	---	---	---	---	1.47	---	---	---	---	---	---	---	---
---	---	---	---	March 2020	---	---	---	---	1.47	---	---	---	---	---	---	---	---
PPC (CR)																	
(Contract Size: 100 Securities, Physical Delivery)																	
1.38	1.33	1.371	3.24%	June 2019	1.34	1.39	1.34	1.38	1.38	---	---	---	1.86	---	75	487	13,859
---	---	---	---	September 2019	---	---	---	---	1.34	---	---	---	1.86	---	---	---	20
---	---	---	---	December 2019	---	---	---	---	1.34	---	---	---	---	---	---	---	---
---	---	---	---	March 2020	---	---	---	---	1.35	---	---	---	---	---	---	---	---
TERNA ENERGY (CR)																	
(Contract Size: 106 Securities, Physical Delivery)																	
6.77	6.68	6.75	0.00%	June 2019	6.75	6.75	6.75	6.75	6.75	---	---	---	6.95	---	1	1	3,636
---	---	---	---	September 2019	---	---	---	---	6.80	---	---	---	---	---	---	---	---
---	---	---	---	December 2019	---	---	---	---	6.83	---	---	---	---	---	---	---	---
---	---	---	---	March 2020	---	---	---	---	6.86	---	---	---	---	---	---	---	---
TITAN CEMENT (CR)																	
(Contract Size: 100 Securities, Physical Delivery)																	
17.34	16.86	17.26	2.37%	June 2019	16.98	17.24	16.98	17.19	17.19	---	---	---	19.70	---	16	52	401
---	---	---	---	September 2019	---	---	---	---	16.98	---	---	---	18.51	---	---	---	4
---	---	---	---	December 2019	---	---	---	---	17.06	---	---	---	---	---	---	---	---
---	---	---	---	March 2020	---	---	---	---	17.15	---	---	---	---	---	---	---	---
VIOHALCO SA/NV (CB)																	
(Contract Size: 100 Securities, Physical Delivery)																	
2.96	2.88	2.91	1.39%	June 2019	2.91	2.98	2.91	2.93	2.93	---	---	---	3.52	---	36	90	6,666
---	---	---	---	September 2019	---	---	---	---	2.89	---	---	---	---	---	---	---	---
---	---	---	---	December 2019	---	---	---	---	2.90	---	---	---	---	---	---	---	---
---	---	---	---	March 2020	---	---	---	---	2.92	---	---	---	---	---	---	---	---

Derivatives notes

Fixing prices and final open positions can be retrieved from the following path <http://www.helex.gr/el/web/guest/statistics-end-of-day-derivatives>

FTSE/Athex Large Cap

(Trade Unit: 1 Index Point x 2€ - Exercise Style: European, Cash Settlement)

Call Options																Put Options																										
Exercise Price	June 2019							July 2019							Other Months		June 2019						July 2019						Other Months		Exercise Price											
	Open price	Price max	Price min	Last price	Closing price	Volume	Open Interest	Open price	Price max	Price min	Last price	Closing price	Volume	Open Interest	Volume	Open Interest	Open price	Price max	Price min	Last price	Closing price	Volume	Open Interest	Open price	Price max	Price min	Last price	Closing price	Volume	Open Interest		Volume	Open Interest									
1,425	0.00	0.00	0.00	-	433.00	-	-	-	-	-	-	-	-	-	-	0.00	0.00	0.00	-	0.01	-	-	-	-	-	-	-	-	-	-	-	1,425										
1,450	0.00	0.00	0.00	-	408.00	-	-	-	-	-	-	-	-	-	-	0.00	0.00	0.00	-	0.01	-	-	-	-	-	-	-	-	-	-	-	1,450										
1,475	0.00	0.00	0.00	-	383.00	-	-	-	-	-	-	-	-	-	-	0.00	0.00	0.00	-	0.01	-	-	-	-	-	-	-	-	-	-	-	1,475										
1,500	0.00	0.00	0.00	-	358.00	-	-	-	-	-	-	-	-	-	-	0.00	0.00	0.00	-	0.01	-	-	-	-	-	-	-	-	-	-	-	1,500										
1,525	0.00	0.00	0.00	-	333.00	-	-	-	-	-	-	-	-	-	-	0.00	0.00	0.00	-	0.02	-	-	-	-	-	-	-	-	-	-	-	1,525										
1,550	0.00	0.00	0.00	-	308.00	-	-	-	-	-	-	-	-	-	-	0.00	0.00	0.00	-	0.01	-	-	-	-	-	-	-	-	-	-	-	1,550										
1,575	0.00	0.00	0.00	-	283.00	-	-	-	-	-	-	-	-	-	-	0.00	0.00	0.00	-	0.01	-	-	-	-	-	-	-	-	-	-	-	1,575										
1,600	0.00	0.00	0.00	-	259.00	-	-	-	-	-	-	-	-	-	-	0.00	0.00	0.00	-	0.01	-	-	-	-	-	-	-	-	-	-	-	1,600										
1,625	0.00	0.00	0.00	-	234.00	-	-	-	-	-	-	-	-	-	-	0.00	0.00	0.00	-	0.01	-	-	-	-	-	-	-	-	-	-	-	1,625										
1,650	0.00	0.00	0.00	-	209.00	-	-	-	-	-	-	-	-	-	-	0.00	0.00	0.00	-	0.03	-	-	-	-	-	-	-	-	-	-	-	1,650										
1,675	0.00	0.00	0.00	-	184.00	-	-	-	-	-	-	-	-	-	-	0.00	0.00	0.00	-	0.11	-	-	-	-	-	-	-	-	-	-	-	1,675										
1,700	0.00	0.00	0.00	-	159.00	-	-	-	-	-	-	-	-	-	-	0.00	0.00	0.00	-	0.34	-	-	-	-	-	-	-	-	-	-	-	1,700										
1,725	0.00	0.00	0.00	-	135.00	-	-	0.00	0.00	0.00	-	81.00	-	-	0.00	0.00	0.00	-	0.90	-	-	0.00	0.00	0.00	-	12.25	-	-	-	-	1,725											
1,750	0.00	0.00	0.00	-	111.00	-	-	0.00	0.00	0.00	-	63.50	-	-	0.00	0.00	0.00	-	2.10	-	-	0.00	0.00	0.00	-	19.50	-	-	-	-	1,750											
1,775	0.00	0.00	0.00	-	88.50	-	-	0.00	0.00	0.00	-	47.75	-	-	0.00	0.00	0.00	-	4.60	-	-	0.00	0.00	0.00	-	28.75	-	-	-	-	1,775											
1,800	0.00	0.00	0.00	-	68.00	-	-	0.00	0.00	0.00	-	35.00	-	-	0.00	0.00	0.00	-	8.90	-	-	0.00	0.00	0.00	-	41.00	-	-	-	-	1,800											
1,825	0.00	0.00	0.00	-	49.50	-	-	0.00	0.00	0.00	-	24.50	-	-	0.00	0.00	0.00	-	15.75	-	-	43.50	43.50	30.25	30.25	30.25	40	30	-	-	1,825											
1,850	0.00	0.00	0.00	-	34.50	-	-	23.75	23.75	23.75	23.75	23.75	20	-	18.00	0.00	12.00	13.00	13.00	208	4	57.50	57.50	44.00	44.00	44.00	60	2	-	-	1,850											
1,875	28.50	28.50	28.50	28.50	28.50	1	42	0.00	0.00	0.00	-	11.00	-	4	25.25	28.50	16.00	21.00	21.00	25	103	0.00	0.00	0.00	-	91.50	-	2	-	-	1,875											
1,900	24.00	24.00	24.00	24.00	24.00	2	28	0.00	0.00	0.00	-	6.90	-	-	40.00	24.00	40.00	40.00	40.00	10	43	0.00	0.00	0.00	-	113.00	-	-	-	-	1,900											
1,925	19.00	19.00	18.00	18.00	18.00	243	26	0.00	0.00	0.00	-	4.20	-	-	44.00	19.00	44.00	44.00	44.00	5	20	0.00	0.00	0.00	-	135.00	-	20	-	-	1,925											
1,950	0.00	0.00	0.00	-	4.40	-	82	0.00	0.00	0.00	-	2.40	-	-	0.00	0.00	0.00	-	95.50	-	78	0.00	0.00	0.00	-	158.00	-	-	-	-	1,950											
1,975	0.00	0.00	0.00	-	2.30	-	102	0.00	0.00	0.00	-	1.40	-	-	0.00	0.00	0.00	-	118.00	-	160	0.00	0.00	0.00	-	182.00	-	-	-	-	1,975											
2,000	0.00	0.00	0.00	-	1.10	-	32	0.00	0.00	0.00	-	0.74	-	-	0.00	0.00	0.00	-	142.00	-	120	0.00	0.00	0.00	-	206.00	-	-	-	-	2,000											
2,050	0.00	0.00	0.00	-	0.20	-	41	0.00	0.00	0.00	-	0.19	-	-	0.00	0.00	0.00	-	191.00	-	20	0.00	0.00	0.00	-	255.00	-	-	-	-	2,050											
2,100	0.00	0.00	0.00	-	0.03	-	-	0.00	0.00	0.00	-	0.04	-	-	0.00	0.00	0.00	-	241.00	-	-	0.00	0.00	0.00	-	305.00	-	-	-	-	2,100											
2,150	0.00	0.00	0.00	-	0.03	-	-	0.00	0.00	0.00	-	0.01	-	-	0.00	0.00	0.00	-	290.00	-	-	0.00	0.00	0.00	-	355.00	-	-	-	-	2,150											
2,200	0.00	0.00	0.00	-	0.02	-	-	0.00	0.00	0.00	-	0.01	-	-	0.00	0.00	0.00	-	340.00	-	-	0.00	0.00	0.00	-	405.00	-	-	-	-	2,200											
2,250	0.00	0.00	0.00	-	0.03	-	-	0.00	0.00	0.00	-	0.02	-	-	0.00	0.00	0.00	-	390.00	-	-	0.00	0.00	0.00	-	454.00	-	-	-	-	2,250											
2,300	0.00	0.00	0.00	-	0.02	-	-	-	-	-	-	-	-	-	0.00	0.00	0.00	-	440.00	-	-	-	-	-	-	-	-	-	-	-	2,300											
Totals:						246	353						20	4	0	0																	248	548					100	54	0	0
Number of Trades:							7						1		0																			17				5		0		

ALPHA BANK (CR)

(Contract Size: 100 Securities, Exercise Style: American, Physical Delivery)

Call Options																Put Options																	
Exercise Price	June 2019						July 2019						Other Months		June 2019						July 2019						Other Months		Exercise Price				
	Open price	Price max	Price min	Last price	Closing price	Volume	Open Interest	Open price	Price max	Price min	Last price	Closing price	Volume	Open Interest	Volume	Open Interest	Open price	Price max	Price min	Last price	Closing price	Volume	Open Interest	Open price	Price max	Price min	Last price	Closing price		Volume	Open Interest	Volume	Open Interest
0.600	0.000	0.000	0.000		0.601	-	-						-	-			0.000	0.000	0.000		0.001	-	-					-	-			0.006	
0.650	0.000	0.000	0.000		0.551	-	-						-	-			0.000	0.000	0.000		0.001	-	-					-	-			0.007	
0.700	0.000	0.000	0.000		0.501	-	-						-	-			0.000	0.000	0.000		0.001	-	-					-	-			0.007	
0.750	0.000	0.000	0.000		0.451	-	-						-	-			0.000	0.000	0.000		0.001	-	-					-	-			0.008	
0.800	0.000	0.000	0.000		0.402	-	-						-	-			0.000	0.000	0.000		0.002	-	-					-	-			0.008	
0.850	0.000	0.000	0.000		0.352	-	-	0.000	0.000	0.000		0.357	-	-			0.000	0.000	0.000		0.001	-	-	0.000	0.000	0.000		0.004	-	-			0.009
0.900	0.000	0.000	0.000		0.303	-	-	0.000	0.000	0.000		0.311	-	-			0.000	0.000	0.000		0.001	-	-	0.000	0.000	0.000		0.008	-	-			0.009
0.950	0.000	0.000	0.000		0.255	-	-	0.000	0.000	0.000		0.267	-	-			0.000	0.000	0.000		0.004	-	-	0.000	0.000	0.000		0.014	-	-			0.010
1.000	0.000	0.000	0.000		0.210	-	-	0.000	0.000	0.000		0.227	-	-			0.000	0.000	0.000		0.008	-	-	0.000	0.000	0.000		0.023	-	-			0.010
1.100	0.000	0.000	0.000		0.130	-	-	0.000	0.000	0.000		0.157	-	50			0.000	0.000	0.000		0.028	-	-	0.000	0.000	0.000		0.053	-	-			0.011
1.200	0.102	0.102	0.102	0.102	0.102	10	-	0.000	0.000	0.000		0.101	-	20			0.000	0.000	0.000		0.069	-	-	0.000	0.000	0.000		0.098	-	-			0.012
1.300	0.000	0.000	0.000		0.034	-	-	0.000	0.000	0.000		0.063	-	10			0.000	0.000	0.000		0.132	-	-	0.000	0.000	0.000		0.160	-	-			0.013
1.400	0.000	0.000	0.000		0.015	-	29	0.000	0.000	0.000		0.038	-	-			0.000	0.000	0.000		0.213	-	-	0.000	0.000	0.000		0.234	-	-			0.014
1.500	0.000	0.000	0.000		0.006	-	-	0.000	0.000	0.000		0.021	-	-			0.000	0.000	0.000		0.304	-	-	0.000	0.000	0.000		0.318	-	-			0.015
1.600	0.000	0.000	0.000		0.002	-	-	0.000	0.000	0.000		0.011	-	-			0.000	0.000	0.000		0.401	-	-	0.000	0.000	0.000		0.408	-	-			0.016
1.700	0.000	0.000	0.000		0.001	-	10	0.000	0.000	0.000		0.006	-	-			0.000	0.000	0.000		0.500	-	-	0.000	0.000	0.000		0.503	-	-			0.017
1.800	0.000	0.000	0.000		0.001	-	-	0.000	0.000	0.000		0.003	-	-			0.000	0.000	0.000		0.600	-	-	0.000	0.000	0.000		0.601	-	-			0.018
1.900	0.000	0.000	0.000		0.001	-	-	0.000	0.000	0.000		0.002	-	-			0.000	0.000	0.000		0.700	-	-	0.000	0.000	0.000		0.700	-	-			0.019
2.000	0.000	0.000	0.000		0.001	-	-	0.000	0.000	0.000		0.001	-	-			0.000	0.000	0.000		0.800	-	-	0.000	0.000	0.000		0.800	-	-			0.020
2.200	0.000	0.000	0.000		0.001	-	-						-	-			0.000	0.000	0.000		1.00	-	-					-	-			0.022	
2.400	0.000	0.000	0.000		0.001	-	-						-	-			0.000	0.000	0.000		1.20	-	-					-	-			0.024	
2.600	0.000	0.000	0.000		0.001	-	-						-	-			0.000	0.000	0.000		1.40	-	-					-	-			0.026	
2.800	0.000	0.000	0.000		0.001	-	-						-	-			0.000	0.000	0.000		1.60	-	-					-	-			0.028	
3.000	0.000	0.000	0.000		0.002	-	-						-	-			0.000	0.000	0.000		1.80	-	-					-	-			0.030	
Totals:						10	39						0	80	0	0						10	0						0	0	0	0	
Number of Trades:							1							0	0							0.00							0	0			

NATIONAL BANK (CR)

(Contract Size: 100 Securities, Exercise Style: American, Physical Delivery)

Call Options																Put Options																
Exercise Price	June 2019						July 2019						Other Months		June 2019						July 2019						Other Months		Exercise Price			
	Open price	Price max	Price min	Last price	Closing price	Volume	Open Interest	Open price	Price max	Price min	Last price	Closing price	Volume	Open Interest	Volume	Open Interest	Open price	Price max	Price min	Last price	Closing price	Volume	Open Interest	Open price	Price max	Price min	Last price	Closing price		Volume	Open Interest	Volume
0.050	0.000	0.000	0.000	1.94	-	-										0.000	0.000	0.000	0.003	-	-											0.001
0.100	0.000	0.000	0.000	1.89	-	-										0.000	0.000	0.000	0.053	-	-											0.001
0.150	0.000	0.000	0.000	1.84	-	-										0.000	0.000	0.000	0.191	-	-											0.002
0.200	0.000	0.000	0.000	1.79	-	-										0.000	0.000	0.000	0.408	-	-											0.002
0.250	0.000	0.000	0.000	1.74	-	-										0.000	0.000	0.000	0.700	-	-											0.003
0.300	0.000	0.000	0.000	1.69	-	-										0.000	0.000	0.000	0.001	-	-											0.003
0.350	0.000	0.000	0.000	1.64	-	-										0.000	0.000	0.000	0.002	-	-											0.004
0.400	0.000	0.000	0.000	1.59	-	-										0.000	0.000	0.000	0.005	-	-											0.004
0.450	0.000	0.000	0.000	1.54	-	-										0.000	0.000	0.000	0.001	-	-											0.005
0.500	0.000	0.000	0.000	1.49	-	-										0.000	0.000	0.000	0.001	-	-											0.005
0.550	0.000	0.000	0.000	1.44	-	-										0.000	0.000	0.000	0.001	-	-											0.006
0.650	0.000	0.000	0.000	1.34	-	-										0.000	0.000	0.000	0.001	-	-											0.007
0.700	0.000	0.000	0.000	1.29	-	-										0.000	0.000	0.000	0.001	-	-											0.007
0.750	0.000	0.000	0.000	1.24	-	-										0.000	0.000	0.000	0.001	-	-											0.008
0.800	0.000	0.000	0.000	1.19	-	-										0.000	0.000	0.000	0.001	-	-											0.008
0.850	0.000	0.000	0.000	1.14	-	-										0.000	0.000	0.000	0.001	-	-											0.009
0.900	0.000	0.000	0.000	1.09	-	-										0.000	0.000	0.000	0.002	-	-											0.009
0.950	0.000	0.000	0.000	1.04	-	-										0.000	0.000	0.000	0.001	-	-											0.010
1.000	0.000	0.000	0.000	0.992	-	-										0.000	0.000	0.000	0.001	-	-											0.010
1.100	0.000	0.000	0.000	0.892	-	-										0.000	0.000	0.000	0.001	-	-											0.011
1.200	0.000	0.000	0.000	0.792	-	-										0.000	0.000	0.000	0.001	-	-											0.012
1.300	0.000	0.000	0.000	0.692	-	-										0.000	0.000	0.000	0.001	-	-											0.013
1.400	0.000	0.000	0.000	0.593	-	-	0.000	0.000	0.000	0.600	-	-				0.000	0.000	0.000	0.001	-	-	0.000	0.000	0.000	0.005	-	-					0.014
1.500	0.000	0.000	0.000	0.496	-	-	0.000	0.000	0.000	0.507	-	-				0.000	0.000	0.000	0.003	-	170	0.000	0.000	0.000	0.012	-	-					0.015
1.600	0.000	0.000	0.000	0.401	-	-	0.000	0.000	0.000	0.420	-	-				0.000	0.000	0.000	0.009	-	-	0.000	0.000	0.000	0.025	-	-					0.016
1.700	0.000	0.000	0.000	0.314	-	-	0.000	0.000	0.000	0.341	-	-				0.000	0.000	0.000	0.021	-	35	0.000	0.000	0.000	0.045	-	-					0.017
1.800	0.000	0.000	0.000	0.236	-	-	0.000	0.000	0.000	0.270	-	-				0.000	0.000	0.000	0.043	-	-	0.000	0.000	0.000	0.074	-	-					0.018
1.900	0.000	0.000	0.000	0.170	-	-	0.000	0.000	0.000	0.209	-	-				0.000	0.000	0.000	0.076	-	-	0.000	0.000	0.000	0.113	-	-					0.019
2.000	0.000	0.000	0.000	0.117	-	110	0.000	0.000	0.000	0.158	-	-				0.000	0.000	0.000	0.124	-	-	0.000	0.000	0.000	0.162	-	-					0.020
2.200	0.000	0.000	0.000	0.049	-	100	0.000	0.000	0.000	0.086	-	-				0.000	0.000	0.000	0.256	-	-	0.000	0.000	0.000	0.290	-	-					0.022
2.400	0.000	0.000	0.000	0.018	-	-	0.000	0.000	0.000	0.043	-	-				0.000	0.000	0.000	0.425	-	-	0.000	0.000	0.000	0.447	-	-					0.024
2.600	0.000	0.000	0.000	0.005	-	-	0.000	0.000	0.000	0.021	-	-				0.000	0.000	0.000	0.613	-	-	0.000	0.000	0.000	0.625	-	-					0.026
2.800	0.000	0.000	0.000	0.001	-	-	0.000	0.000	0.000	0.009	-	-				0.000	0.000	0.000	0.810	-	-	0.000	0.000	0.000	0.814	-	-					0.028
3.000	0.000	0.000	0.000	0.001	-	-	0.000	0.000	0.000	0.004	-	-				0.000	0.000	0.000	1.01	-	-	0.000	0.000	0.000	1.01	-	-					0.030
3.200	0.000	0.000	0.000	0.001	-	-	0.000	0.000	0.000	0.002	-	-				0.000	0.000	0.000	1.21	-	-	0.000	0.000	0.000	1.21	-	-					0.032
3.400	0.000	0.000	0.000	0.001	-	-										0.000	0.000	0.000	1.41	-	-											0.034

NATIONAL BANK (CR)

(Contract Size: 100 Securities, Exercise Style: American, Physical Delivery)

	Call Options														Put Options																					
	June 2019							July 2019							Other Months		June 2019							July 2019							Other Months					
Exercise Price	Open price	Price max	Price min	Last price	Closing price	Volume	Open Interest	Open price	Price max	Price min	Last price	Closing price	Volume	Open Interest	Volume	Open Interest	Open price	Price max	Price min	Last price	Closing price	Volume	Open Interest	Open price	Price max	Price min	Last price	Closing price	Volume	Open Interest	Volume	Open Interest	Exercise Price			
Totals:						0	210							0	0	0	0							0	205							0	0	0	0	
Number of Trades:							0							0		0								0.00								0		0		

OPAP (CR)

(Contract Size: 100 Securities, Exercise Style: American, Physical Delivery)

Exercise Price	Call Options														Put Options																		
	June 2019						July 2019						Other Months		June 2019						July 2019						Other Months		Exercise Price				
	Open price	Price max	Price min	Last price	Closing price	Volume	Open Interest	Open price	Price max	Price min	Last price	Closing price	Volume	Open Interest	Volume	Open Interest	Open price	Price max	Price min	Last price	Closing price	Volume	Open Interest	Open price	Price max	Price min	Last price	Closing price		Volume	Open Interest	Volume	Open Interest
5.600	0.000	0.000	0.000		2.81	-	-										0.000	0.000	0.000		0.001	-	-										
6.000	0.000	0.000	0.000		2.41	-	-										0.000	0.000	0.000		0.001	-	-										0.060
6.400	0.000	0.000	0.000		2.01	-	-	0.000	0.000	0.000		2.02	-	-			0.000	0.000	0.000		0.001	-	-	0.000	0.000	0.000		0.001	-	-		0.064	
6.800	0.000	0.000	0.000		1.61	-	-	0.000	0.000	0.000		1.63	-	-			0.000	0.000	0.000		0.002	-	-	0.000	0.000	0.000		0.006	-	-		0.068	
7.200	0.000	0.000	0.000		1.21	-	-	0.000	0.000	0.000		1.25	-	-			0.000	0.000	0.000		0.007	-	-	0.000	0.000	0.000		0.025	-	-		0.072	
7.600	0.000	0.000	0.000		0.818	-	-	0.000	0.000	0.000		0.901	-	-			0.000	0.000	0.000		0.005	-	-	0.000	0.000	0.000		0.076	-	-		0.076	
8.000	0.000	0.000	0.000		0.455	-	-	0.000	0.000	0.000		0.605	-	-			0.000	0.000	0.000		0.041	-	-	0.000	0.000	0.000		0.179	-	-		0.080	
8.400	0.000	0.000	0.000		0.186	-	-	0.000	0.000	0.000		0.370	-	-			0.000	0.000	0.000		0.173	-	-	0.000	0.000	0.000		0.344	-	-		0.084	
8.800	0.000	0.000	0.000		0.052	-	1	0.000	0.000	0.000		0.212	-	-			0.000	0.000	0.000		0.440	-	20	0.000	0.000	0.000		0.586	-	-		0.088	
9.200	0.000	0.000	0.000		0.009	-	10	0.000	0.000	0.000		0.107	-	-			0.000	0.000	0.000		0.802	-	40	0.000	0.000	0.000		0.884	-	-		0.092	
9.600	0.000	0.000	0.000		0.001	-	5	0.000	0.000	0.000		0.052	-	-			0.000	0.000	0.000		1.20	-	-	0.000	0.000	0.000		1.23	-	-		0.096	
10.000	0.000	0.000	0.000		0.001	-	-	0.000	0.000	0.000		0.023	-	-			0.000	0.000	0.000		1.60	-	-	0.000	0.000	0.000		1.61	-	-		0.100	
11.000	0.000	0.000	0.000		0.002	-	-	0.000	0.000	0.000		0.002	-	-			0.000	0.000	0.000		2.60	-	-	0.000	0.000	0.000		2.60	-	-		0.110	
12.000	0.000	0.000	0.000		0.001	-	-	0.000	0.000	0.000		0.001	-	-			0.000	0.000	0.000		3.60	-	-	0.000	0.000	0.000		3.60	-	-		0.120	
13.000	0.000	0.000	0.000		0.001	-	-	0.000	0.000	0.000		0.001	-	-			0.000	0.000	0.000		4.60	-	-	0.000	0.000	0.000		4.60	-	-		0.130	
14.000	0.000	0.000	0.000		0.001	-	-	0.000	0.000	0.000		0.001	-	-			0.000	0.000	0.000		5.60	-	-	0.000	0.000	0.000		5.60	-	-		0.140	
15.000	0.000	0.000	0.000		0.001	-	-										0.000	0.000	0.000		6.60	-	-									0.150	
Totals:						0	16					0	0	0	0						0	60						0	10	0	0		
Number of Trades:							0						0		0							0.00							0		0		

OTE (CR)

(Contract Size: 100 Securities, Exercise Style: American, Physical Delivery)

Exercise Price	Call Options														Put Options																	
	June 2019						July 2019						Other Months		June 2019						July 2019						Other Months		Exercise Price			
	Open price	Price max	Price min	Last price	Closing price	Volume	Open Interest	Open price	Price max	Price min	Last price	Closing price	Volume	Open Interest	Volume	Open Interest	Open price	Price max	Price min	Last price	Closing price	Volume	Open Interest	Open price	Price max	Price min	Last price	Closing price		Volume	Open Interest	Volume
7.600	0.000	0.000	0.000	3.78	-	-	-	-	-	-	-	-	-	-	-	0.000	0.000	0.000	0.001	-	-	-	-	-	-	-	-	-		-	-	-
8.000	0.000	0.000	0.000	3.38	-	-	-	-	-	-	-	-	-	-	-	0.000	0.000	0.000	0.001	-	-	-	-	-	-	-	-	-	-	-	-	0.080
8.400	0.000	0.000	0.000	2.98	-	-	0.000	0.000	0.000	3.00	-	-	-	-	-	0.000	0.000	0.000	0.001	-	-	0.000	0.000	0.000	0.001	-	-	-	-	-	0.084	
8.800	0.000	0.000	0.000	2.59	-	-	0.000	0.000	0.000	2.60	-	-	-	-	-	0.000	0.000	0.000	0.001	-	-	0.000	0.000	0.000	0.001	-	-	-	-	-	0.088	
9.200	0.000	0.000	0.000	2.19	-	-	0.000	0.000	0.000	2.20	-	-	-	-	-	0.000	0.000	0.000	0.001	-	-	0.000	0.000	0.000	0.003	-	-	-	-	-	0.092	
9.600	0.000	0.000	0.000	1.79	-	-	0.000	0.000	0.000	1.81	-	-	-	-	-	0.000	0.000	0.000	0.001	-	-	0.000	0.000	0.000	0.011	-	-	-	-	-	0.096	
10.000	0.000	0.000	0.000	1.40	-	-	0.000	0.000	0.000	1.43	-	-	-	-	-	0.000	0.000	0.000	0.008	-	-	0.000	0.000	0.000	0.032	-	-	-	-	-	0.100	
11.000	0.000	0.000	0.000	0.538	-	-	0.000	0.000	0.000	0.643	-	-	-	-	-	0.000	0.000	0.000	0.150	-	50	0.000	0.000	0.000	0.237	-	-	-	-	-	0.110	
12.000	0.000	0.000	0.000	0.102	-	51	0.000	0.000	0.000	0.192	-	25	-	-	-	0.000	0.000	0.000	0.715	-	102	0.000	0.000	0.000	0.789	-	-	-	-	-	0.120	
13.000	0.000	0.000	0.000	0.008	-	30	0.000	0.000	0.000	0.037	-	-	-	-	-	0.000	0.000	0.000	1.63	-	-	0.000	0.000	0.000	1.64	-	-	-	-	-	0.130	
14.000	0.000	0.000	0.000	0.001	-	-	0.000	0.000	0.000	0.005	-	-	-	-	-	0.000	0.000	0.000	2.63	-	-	0.000	0.000	0.000	2.63	-	-	-	-	-	0.140	
15.000	0.000	0.000	0.000	0.001	-	-	0.000	0.000	0.000	0.001	-	-	-	-	-	0.000	0.000	0.000	3.63	-	-	0.000	0.000	0.000	3.63	-	-	-	-	-	0.150	
16.000	0.000	0.000	0.000	0.001	-	-	0.000	0.000	0.000	0.001	-	-	-	-	-	0.000	0.000	0.000	4.63	-	-	0.000	0.000	0.000	4.63	-	-	-	-	-	0.160	
17.000	0.000	0.000	0.000	0.001	-	-	0.000	0.000	0.000	0.001	-	-	-	-	-	0.000	0.000	0.000	5.63	-	-	0.000	0.000	0.000	5.63	-	-	-	-	-	0.170	
18.000	0.000	0.000	0.000	0.001	-	-	-	-	-	-	-	-	-	-	-	0.000	0.000	0.000	6.63	-	-	-	-	-	-	-	-	-	-	-	0.180	
Totals:					0	81					0	25	0	0					0	152					0	0	0	0	0	0		
Number of Trades:						0						0		0						0.00						0			0			

PIRAEUS BANK (CR)

(Contract Size: 100 Securities, Exercise Style: American, Physical Delivery)

Call Options																Put Options																
Exercise Price	June 2019						July 2019						Other Months		June 2019						July 2019						Other Months		Exercise Price			
	Open price	Price max	Price min	Last price	Closing price	Volume	Open Interest	Open price	Price max	Price min	Last price	Closing price	Volume	Open Interest	Volume	Open Interest	Open price	Price max	Price min	Last price	Closing price	Volume	Open Interest	Open price	Price max	Price min	Last price	Closing price		Volume	Open Interest	Volume
0.300	0.000	0.000	0.000		1.15	-	-									0.000	0.000	0.000		0.001	-	-										0.003
0.350	0.000	0.000	0.000		1.10	-	-									0.000	0.000	0.000		0.001	-	-										0.004
0.400	0.000	0.000	0.000		1.05	-	-									0.000	0.000	0.000		0.001	-	-										0.004
0.450	0.000	0.000	0.000		1.00	-	-									0.000	0.000	0.000		0.001	-	-										0.005
0.500	0.000	0.000	0.000		0.951	-	-									0.000	0.000	0.000		0.002	-	-										0.005
0.550	0.000	0.000	0.000		0.901	-	-									0.000	0.000	0.000		0.001	-	-										0.006
0.600	0.000	0.000	0.000		0.851	-	-									0.000	0.000	0.000		0.001	-	-										0.006
0.650	0.000	0.000	0.000		0.801	-	-									0.000	0.000	0.000		0.001	-	-										0.007
0.700	0.000	0.000	0.000		0.751	-	-									0.000	0.000	0.000		0.001	-	-										0.007
0.750	0.000	0.000	0.000		0.701	-	-									0.000	0.000	0.000		0.001	-	-										0.008
0.800	0.000	0.000	0.000		0.651	-	-									0.000	0.000	0.000		0.001	-	-										0.008
0.850	0.000	0.000	0.000		0.602	-	-									0.000	0.000	0.000		0.001	-	-										0.009
0.900	0.000	0.000	0.000		0.552	-	-									0.000	0.000	0.000		0.001	-	-										0.009
0.950	0.000	0.000	0.000		0.502	-	-	0.000	0.000	0.000		0.508	-	-		0.000	0.000	0.000		0.001	-	-	0.000	0.000	0.000		0.005	-	-		0.010	
1.000	0.000	0.000	0.000		0.453	-	-	0.000	0.000	0.000		0.462	-	-		0.000	0.000	0.000		0.001	-	-	0.000	0.000	0.000		0.008	-	-		0.010	
1.100	0.000	0.000	0.000		0.357	-	-	0.000	0.000	0.000		0.374	-	-		0.000	0.000	0.000		0.005	-	-	0.000	0.000	0.000		0.020	-	-		0.011	
1.200	0.000	0.000	0.000		0.268	-	-	0.000	0.000	0.000		0.295	-	-		0.000	0.000	0.000		0.016	-	-	0.000	0.000	0.000		0.041	-	-		0.012	
1.300	0.000	0.000	0.000		0.191	-	-	0.000	0.000	0.000		0.227	-	-		0.000	0.000	0.000		0.039	-	-	0.000	0.000	0.000		0.073	-	-		0.013	
1.400	0.000	0.000	0.000		0.128	-	-	0.000	0.000	0.000		0.170	-	25		0.000	0.000	0.000		0.076	-	-	0.000	0.000	0.000		0.116	-	-		0.014	
1.500	0.000	0.000	0.000		0.082	-	-	0.000	0.000	0.000		0.125	-	10		0.000	0.000	0.000		0.129	-	-	0.000	0.000	0.000		0.170	-	-		0.015	
1.600	0.000	0.000	0.000		0.048	-	-	0.000	0.000	0.000		0.090	-	-		0.000	0.000	0.000		0.196	-	-	0.000	0.000	0.000		0.235	-	-		0.016	
1.700	0.101	0.101	0.101	0.101	0.101	10	100	0.000	0.000	0.000		0.063	-	-		0.000	0.000	0.000		0.275	-	-	0.000	0.000	0.000		0.308	-	-		0.017	
1.800	0.000	0.000	0.000		0.015	-	4	0.000	0.000	0.000		0.043	-	-		0.000	0.000	0.000		0.363	-	-	0.000	0.000	0.000		0.388	-	-		0.018	
1.900	0.000	0.000	0.000		0.008	-	10	0.000	0.000	0.000		0.029	-	-		0.000	0.000	0.000		0.456	-	-	0.000	0.000	0.000		0.475	-	-		0.019	
2.000	0.000	0.000	0.000		0.004	-	-	0.000	0.000	0.000		0.020	-	-		0.000	0.000	0.000		0.552	-	-	0.000	0.000	0.000		0.566	-	-		0.020	
2.200	0.000	0.000	0.000		0.001	-	-	0.000	0.000	0.000		0.008	-	-		0.000	0.000	0.000		0.750	-	-	0.000	0.000	0.000		0.755	-	-		0.022	
2.400	0.000	0.000	0.000		0.001	-	-	0.000	0.000	0.000		0.004	-	-		0.000	0.000	0.000		0.950	-	-	0.000	0.000	0.000		0.951	-	-		0.024	
2.600	0.000	0.000	0.000		0.001	-	-	0.000	0.000	0.000		0.001	-	-		0.000	0.000	0.000		1.15	-	-	0.000	0.000	0.000		1.15	-	-		0.026	
2.800	0.000	0.000	0.000		0.001	-	-	0.000	0.000	0.000		0.001	-	-		0.000	0.000	0.000		1.35	-	-	0.000	0.000	0.000		1.35	-	-		0.028	
3.000	0.000	0.000	0.000		0.001	-	-									0.000	0.000	0.000		1.55	-	-									0.030	
3.200	0.000	0.000	0.000		0.001	-	-									0.000	0.000	0.000		1.75	-	-									0.032	
3.400	0.000	0.000	0.000		0.001	-	-									0.000	0.000	0.000		1.95	-	-									0.034	
3.600	0.000	0.000	0.000		0.001	-	-									0.000	0.000	0.000		2.15	-	-									0.036	
3.800	0.000	0.000	0.000		0.001	-	-									0.000	0.000	0.000		2.35	-	-									0.038	
4.000	0.000	0.000	0.000		0.004	-	-									0.000	0.000	0.000		2.55	-	-									0.040	

PIRAEUS BANK (CR)

(Contract Size: 100 Securities, Exercise Style: American, Physical Delivery)

	Call Options														Put Options																					
	June 2019				July 2019				Other Months		June 2019				July 2019				Other Months																	
Exercise Price	Open price	Price max	Price min	Last price	Closing price	Volume	Open Interest	Open price	Price max	Price min	Last price	Closing price	Volume	Open Interest	Volume	Open Interest	Open price	Price max	Price min	Last price	Closing price	Volume	Open Interest	Open price	Price max	Price min	Last price	Closing price	Volume	Open Interest	Volume	Open Interest	Exercise Price			
Totals:						10	114							0	35	0	0							10	0							0	20	0	0	
Number of Trades:							1							0		0	0							0.00								0		0	0	

PPC (CR)

(Contract Size: 100 Securities, Exercise Style: American, Physical Delivery)

Exercise Price	Call Options														Put Options																		
	June 2019							July 2019							Other Months		June 2019							July 2019							Other Months		Exercise Price
	Open price	Price max	Price min	Last price	Closing price	Volume	Open Interest	Open price	Price max	Price min	Last price	Closing price	Volume	Open Interest	Volume	Open Interest	Open price	Price max	Price min	Last price	Closing price	Volume	Open Interest	Open price	Price max	Price min	Last price	Closing price	Volume	Open Interest	Volume	Open Interest	
0.850	0.000	0.000	0.000	0.482	-	-	-	-	-	-	-	-	-	-	-	0.000	0.000	0.000	0.001	-	-	-	-	-	-	-	-	-	-	-	-	0.009	
0.900	0.000	0.000	0.000	0.432	-	-	0.000	0.000	0.000	0.000	0.433	-	-	-	-	0.000	0.000	0.000	0.001	-	-	-	0.000	0.000	0.000	0.007	-	-	-	-	0.009		
0.950	0.000	0.000	0.000	0.383	-	-	0.000	0.000	0.000	0.000	0.384	-	-	-	-	0.000	0.000	0.000	0.002	-	-	-	0.000	0.000	0.000	0.001	-	-	-	-	0.010		
1.000	0.000	0.000	0.000	0.336	-	-	0.000	0.000	0.000	0.000	0.335	-	-	-	-	0.000	0.000	0.000	0.004	-	-	-	0.000	0.000	0.000	0.002	-	-	-	-	0.010		
1.100	0.000	0.000	0.000	0.246	-	-	0.000	0.000	0.000	0.000	0.243	-	-	-	-	0.000	0.000	0.000	0.014	-	-	-	0.000	0.000	0.000	0.009	-	-	-	-	0.011		
1.200	0.000	0.000	0.000	0.168	-	-	0.000	0.000	0.000	0.000	0.162	-	-	-	-	0.000	0.000	0.000	0.036	-	-	-	0.000	0.000	0.000	0.028	-	-	-	-	0.012		
1.300	0.000	0.000	0.000	0.108	-	30	0.000	0.000	0.000	0.000	0.099	-	-	-	-	0.000	0.000	0.000	0.076	-	27	-	0.000	0.000	0.000	0.065	-	-	-	-	0.013		
1.400	0.000	0.000	0.000	0.064	-	120	0.000	0.000	0.000	0.000	0.054	-	80	-	-	0.000	0.000	0.000	0.132	-	10	-	0.000	0.000	0.000	0.120	-	-	-	-	0.014		
1.500	0.000	0.000	0.000	0.036	-	-	0.000	0.000	0.000	0.000	0.028	-	-	-	-	0.000	0.000	0.000	0.204	-	-	-	0.000	0.000	0.000	0.194	-	-	-	-	0.015		
1.600	0.000	0.000	0.000	0.019	-	50	0.000	0.000	0.000	0.000	0.013	-	-	-	-	0.000	0.000	0.000	0.287	-	-	-	0.000	0.000	0.000	0.279	-	-	-	-	0.016		
1.700	0.000	0.000	0.000	0.009	-	-	0.000	0.000	0.000	0.000	0.006	-	-	-	-	0.000	0.000	0.000	0.377	-	-	-	0.000	0.000	0.000	0.373	-	-	-	-	0.017		
1.800	0.000	0.000	0.000	0.004	-	-	0.000	0.000	0.000	0.000	0.002	-	-	-	-	0.000	0.000	0.000	0.473	-	-	-	0.000	0.000	0.000	0.470	-	-	-	-	0.018		
1.900	0.000	0.000	0.000	0.002	-	-	0.000	0.000	0.000	0.000	0.001	-	-	-	-	0.000	0.000	0.000	0.571	-	-	-	0.000	0.000	0.000	0.570	-	-	-	-	0.019		
2.000	0.000	0.000	0.000	0.001	-	40	0.000	0.000	0.000	0.000	0.005	-	-	-	-	0.000	0.000	0.000	0.670	-	-	-	0.000	0.000	0.000	0.670	-	-	-	-	0.020		
2.200	0.000	0.000	0.000	0.003	-	-	0.000	0.000	0.000	0.000	0.002	-	-	-	-	0.000	0.000	0.000	0.870	-	-	-	0.000	0.000	0.000	0.870	-	-	-	-	0.022		
2.400	0.000	0.000	0.000	0.001	-	-	0.000	0.000	0.000	0.000	0.001	-	-	-	-	0.000	0.000	0.000	1.07	-	-	-	0.000	0.000	0.000	1.07	-	-	-	-	0.024		
2.600	0.000	0.000	0.000	0.001	-	-	0.000	0.000	0.000	0.000	0.003	-	-	-	-	0.000	0.000	0.000	1.27	-	-	-	0.000	0.000	0.000	1.27	-	-	-	-	0.026		
2.800	0.000	0.000	0.000	0.001	-	-	-	-	-	-	-	-	-	-	-	0.000	0.000	0.000	1.47	-	-	-	-	-	-	-	-	-	-	-	0.028		
3.000	0.000	0.000	0.000	0.001	-	-	-	-	-	-	-	-	-	-	-	0.000	0.000	0.000	1.67	-	-	-	-	-	-	-	-	-	-	-	0.030		
Totals:						0	240							0	80	0	0					0	37							0	0	0	0
Number of Trades:							0								0	0							0.00							0	0		

Lending Products	Underlying Title	Multilateral Transactions[1]					Bilateral Transactions[2]		Stock Borrowing through OTC (volume)[3]
		Open Interest[5]	Volume(Offered)	Average Weighted	Transactions volume	Average Weighted	Transactions Volume	Average Weighted	Transactions Volume
ADMIEBOR	ADMIE (IPTO) HOLDING S.A. (CR)	---	---	---	---	---	---	---	
AEGNBOR	AEGEAN AIRLINES (CR)	101	---	---	---	---	---	6,830	
ALPHABOR	ALPHA BANK (CR)	1	---	---	---	---	---	45,497,310	
ALMYBOR	ALUMIL (CR)	---	---	---	---	---	---	---	
TATTBOR	ATTICA BANK S.A. (CR)	---	---	---	---	---	---	370	
EEEBOR	CC HBC AG (CR)	2,290	---	---	---	1,500	0.01%	70,546	
CENERBOR	CENERGY HOLDINGS (CB)	---	---	---	---	---	---	---	
ELLAKTORBOR	ELLAKTOR (CR)	4,951	---	---	---	---	---	1,898	
EUROBBOR	EUROBANK ERGASIAS (CR)	89,054	---	---	---	411,242	6.60%	79,347,503	
EYDAPBOR	EYDAP S.A. (CR)	1,000	---	---	---	---	---	102,799	
FFGRPBOR	FOLLI FOLLIE (CR)	---	---	---	---	---	---	1,330,961	
FOYRKBOR	FOURLIS (CR)	3,859	---	---	---	---	---	30,096	
GEKTERNABOR	GEK TERNA (CR)	---	---	---	---	---	---	1,293	
SARBOR	GR. SARANTIS S.A. (CR)	160	---	---	---	---	---	4,826	
EXAEBOR	HELLENIC EXCHANGES-A.S.E. (CR)	---	---	---	---	---	---	188,565	
ELPEBOR	HELLENIC PETROLEUM (CR)	4,900	---	---	---	---	---	64,983	
INTRKBOR	INTRACOM HOLDINGS (CR)	300	---	---	---	---	---	---	
INLOTBOR	INTRALOT (CR)	2,898	---	---	---	---	---	184,512	
BELABOR	JUMBO SA (CR)	5,900	---	---	---	---	---	77,208	
LAMDABOR	LAMDA DEVELOPMENT SA (CR)	407	---	---	---	---	---	---	
MIGBOR	MARFIN INVESTMENT GROUP (CR)	---	---	---	---	---	---	744,474	
MOHBOR	MOTOR OIL (CR)	4,500	---	---	---	---	---	58,134	
MYTILBOR	MYTILINEOS HOLDINGS (CR)	1,500	---	---	---	---	---	25,742	
ETEBOR	NATIONAL BANK (CR)	22,843	---	---	---	---	---	19,841,495	
OPAPBOR	OPAP (CR)	6,826	---	---	---	---	---	1,246,668	
HTOBOR	OTE (CR)	15,136	---	---	41,499	5.29%	13,226	10.00%	522,090
PPABOR	P.P.A. S.A. (CR)	---	---	---	---	---	---	2,901	
TPEIRBOR	PIRAEUS BANK (CR)	---	---	---	---	---	---	24,456,693	
PLAISBOR	PLAISIO COMPUTERS SA (CR)	---	---	---	---	---	---	---	
PPCBOR	PPC (CR)	1,000	---	---	---	---	---	6,683,111	
QUALBOR	QUALITY & RELIABILITY SA (CR)	---	---	---	---	---	---	---	

Stock Lending Notes

[1] - Multilateral contracts Lending or Borrowing as per Methods 8-1, 8-2 and 8-3-3 (According to ATHEX BoD Resolution No.17)

[2] - Bilateral Contracts Lending or Borrowing as per Methods 8-3-1 and 8-3-2 (According to ATHEX BoD Resolution No.20)

[3] - The information concerning OTC Stock Borrowing Transactions is based on the statements of the Dematerialised Securities System (DSS) operators involved and refers to volumes that have been registered up until the previous working day.

[4] - Average Price (Volume weighted)

[5] - The Data concerning Open Interest before the start of trading session

Lending Products	Underlying Title	Open Interest[5]	Multilateral Transactions[1]				Bilateral Transactions[2]		Stock Borrowing through OTC (volume)[3]
			Volume(Offered)	Average Weighted	Transactions volume	Average Weighted	Transactions Volume	Average Weighted	Transactions Volume
TENERGYBOR	TERNA ENERGY (CR)	---	---	---	---	---	---	19,403	
TITKBOR	TITAN CEMENT (CR)	---	---	---	---	---	---	46,200	
VIQBOR	VIQHALCO SA/NV (CB)	---	---	---	---	---	---	---	

Stock Lending Notes

[1] - Multilateral contracts Lending or Borrowing as per Methods 8-1, 8-2 and 8-3-3 (According to ATHEX BoD Resolution No.17)

[2] - Bilateral Contracts Lending or Borrowing as per Methods 8-3-1 and 8-3-2 (According to ATHEX BoD Resolution No.20)

[3] - The information concerning OTC Stock Borrowing Transactions is based on the statements of the Dematerialised Securities System (DSS) operators involved and refers to volumes that have been registered up until the previous working day.

[4] - Average Price (Volume weighted)

[5] - The Data concerning Open Interest before the start of trading session

Sectors codification for listed companies

533	-	Exploration & Production	537	-	Integrated Oil & Gas
1353	-	Commodity Chemicals	1357	-	Specialty Chemicals
1753	-	Aluminum	1755	-	Nonferrous Metals
1757	-	Steel	1775	-	General Mining
2353	-	Building Materials & Fixtures	2357	-	Heavy Construction
2723	-	Containers & Packaging	2727	-	Diversified Industrials
2733	-	Electrical Components & Equipment	2753	-	Commercial Vehicles & Trucks
2757	-	Industrial Machinery	2773	-	Marine Transportation
2777	-	Transportation Services	2791	-	Business Support Services
2797	-	Industrial Suppliers	3535	-	Distillers & Vintners
3537	-	Soft Drinks	3573	-	Farming Fishing & Plantations
3577	-	Food Products	3722	-	Durable Household Products
3726	-	Furnishings	3728	-	Home Construction
3747	-	Toys	3763	-	Clothing & Accessories
3765	-	Footwear	3767	-	Personal Products
3785	-	Tobacco	4533	-	Health Care Providers
4535	-	Medical Equipment	4577	-	Pharmaceuticals
5337	-	Food Retailers & Wholesalers	5371	-	Apparel Retailers
5373	-	Broadline Retailers	5375	-	Home Improvement Retailers
5379	-	Specialty Retailers	5553	-	Broadcasting & Entertainment
5555	-	Media Agencies	5557	-	Publishing
5751	-	Airlines	5752	-	Gambling
5753	-	Hotels	5755	-	Recreational Services
5757	-	Restaurants & Bars	5759	-	Travel & Tourism
6535	-	Fixed Line Telecommunications	6575	-	Mobile Telecommunications
7535	-	Conventional Electricity	7537	-	Alternative Electricity
7577	-	Water	8355	-	Banks
8534	-	Insurance Brokers	8536	-	Property & Casualty Insurance
8633	-	Real Estate Holding & Development	8637	-	Real Estate Services
8671	-	Industrial & Office REITs	8674	-	Diversified REITs
8675	-	Specialty REITs	8775	-	Specialty Finance
8777	-	Investment Services	8985	-	Equity Investment Instruments
9533	-	Computer Services	9535	-	Internet
9537	-	Software	9572	-	Computer Hardware
9574	-	Electronic Office Equipment	9578	-	Telecommunications Equipment
12003	-	ETF			



ATHEX
Athens Stock Exchange

Λεωφ. Αθηνών 110 104 42 Αθήνα
110, Athinon Ave. GR 104 42 Athens
tel. (+30)210-33.66.800, fax (+30)210-33.66.101
www.athexgroup.gr