

19

**Ημερήσιο Δελτίο
Συναλλακτικής Δραστηριότητας**

Daily Official List
of Trading Activity

Wednesday, 24 April, 2019
Year: 140 Trading Day No: 77



ATHEXGROUP
Athens Exchange Group

Disclaimer:

Hellenic Exchanges-Athens Stock Exchange S.A endeavours to ensure that the data and other material ("Information") presented on the Daily Official List are accurate and complete, but it is not liable for any errors or omissions of data or /and for the accuracy, credibility, updating and completeness of the aforesaid information nor it has any liability arising directly or indirectly from the use of the above Information.

The Company is not liable for the accuracy of the data included in listed companies' announcements. Only the sender of such an announcement is fully and solely liable for any infringement of third party's rights from the content of such announcement, All contents of the Daily Official List are provided only for information purposes and do not constitute investment advice or solicitation to invest in securities or other products listed for trading on the Exchange.

You acknowledge and agree that the Company is the owner of any property rights related to any Information appearing on the Daily Official List including intellectual property rights copyright, trademarks, etc.

The above data are a property of the Hellenic Exchanges-Athens Exchange and are copyright protected. Users are forbidden to reproduce, modify, copy, sale, transmit or redistribute, by all reproduction means and methods, part or the whole of the above data, without reference to their source.

The commercial exploitation of these data is, also, forbidden by third parties. Hellenic Exchanges-Athens Exchange does not carry any responsibility, direct or indirect, derived from usage or accidental alteration of the above data when used by third parties.

Hellenic Exchanges – Athens Stock Exchange S.A.

110 Athinou Ave., 10442 Athens, Tel: (210) 33.66.800, Fax: (210) 32.13.938

www.athexgroup.gr

Thessalonica Stock Exchange Center (T.S.E.C)

16-18 Katouni Str., Thessalonica 546 25 Tel: (2310) 567.667, Fax: (2310) 530.545

Athex Members Guarantee Fund

14-16 Fidiou Str., Athens 106 78, Tel: (210) 33.04.682, Fax: (210) 33.04.155

Hellenic Republic Capital Market Commission

1 Kolokotroni Str. & 1 Stadiou Str., Athens 10562 Tel: (210) 33.77.100 Fax: (210) 33.77.173

Table of Contents

Section 1: Statistical Figures of Securities, Derivatives and Lending

Summary of Markets

Athex Indices

Analytic Figures for Athex Market's Boards and Categories

Trading Details by Athex Sectors and Financial Instruments (ETFs)

Top 10 best & worst performing Shares

Derivatives Summary

Section 2: Analytic Figures of Shares Transactions

Analytic Figures of Shares Transactions

Shares' Notes

Section 3: Figures of Securities Transactions

Securities Blocks Details

Shares Rights Details

Stock Borrowing

Securities Forced Sales

Forced Sales Registered Shares

Exchange Traded Funds (ETFs) Characteristics

Section 5: Bonds traded in Fixed Income Assets Market

Convertible Corporate Bonds - Regulated Market

Non Convertible Corporate Bonds - Regulated Market

Government Bonds

Treasury Bills & Zero Coupon Government Bonds

Government Bonds Traded with the Open Outcry Method

State Banks Bonds

Section 6: Additional Infos

Athex & ATHEXClear Members List

List of Stocks under Market Making operations

Section 7: Derivatives Market Analytic Figures

Index Futures

Stock Futures

Index Options

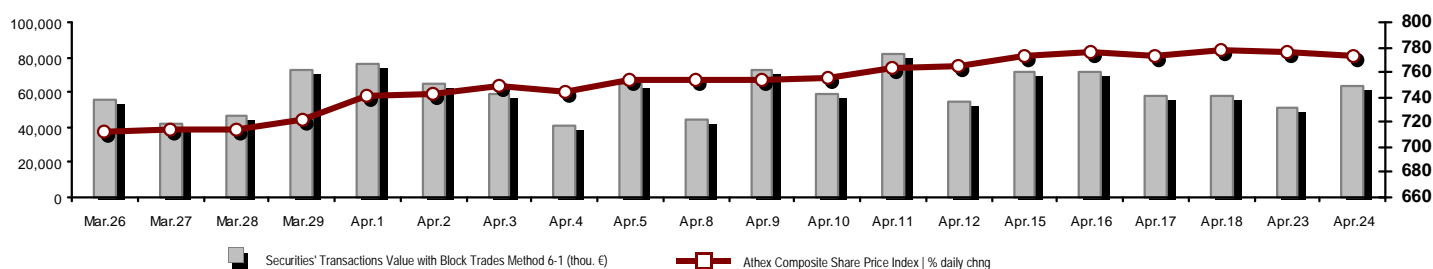
Stock Options

Stock Lending Analytic Figures

Appendix A: Sectors codification for listed companies

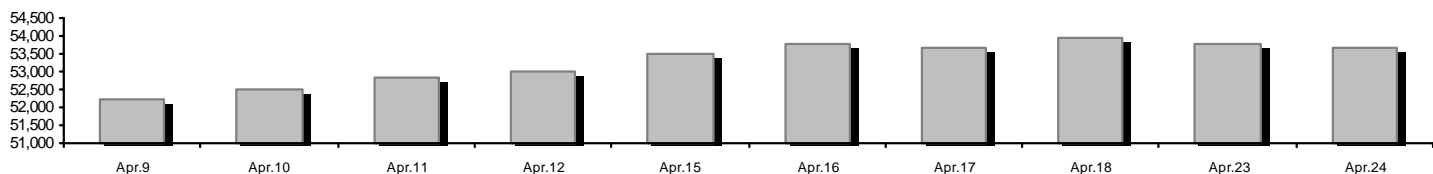
Summary of Markets

Athex Composite Share Price Index vs Shares and Derivatives Transactions Value

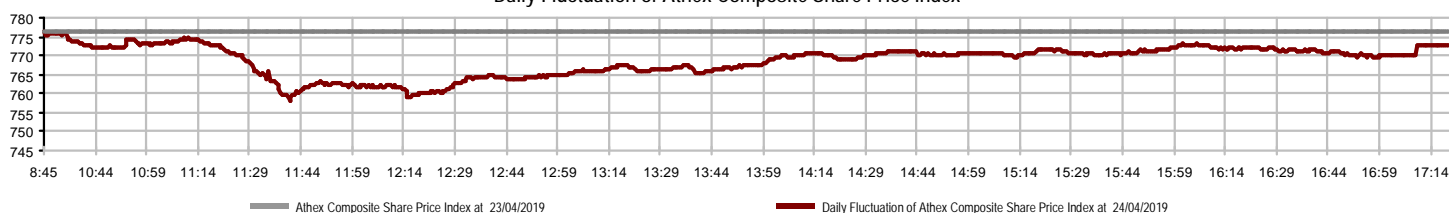


Athex Capitalisation (mill. €) **:	53,644.02	Derivatives Total Open Interest	393,129
Daily change: mill. € %	-119.04 -0.22%	in Index Futures % daily chng	7,476 4.28%
Yearly Avg Capitalisation: mill. € % chng prev year Avg	49,388.40 -5.26%	in Stock Futures % daily chng	382,300 0.93%
Athex Composite Share Price Index % daily chng	772.66 -0.48%	in Index Options % daily chng	2,031 14.42%
Athex Composite Share Price Index Capitalisation (mill. €)	48,638.88	in Stock Options % daily chng	1,322 0.69%
Daily change (mill. €)	-164.27		
Securities' Transactions Value with Block Trades Method 6-1 (63,961.76	Derivatives Contracts Volume:	52,066
Daily change: %	13,230.20 26.08%	Daily change: pieces %	22,887 78.44%
YtD Avg Trans. Value: thou. € % chng prev year Avg	48,575.76 -11.55%	YtD Avg Derivatives Contracts % chng prev year Avg	39,047 -30.28%
Blocks Transactions Value of Method 6-1 (thou. €)	10,832.85	Derivatives Trades Number:	4,198
Blocks Transactions Value of Method 6-2 & 6-3 (thou. €)	21.25	Daily change: number %	1,672 66.19%
Bonds Transactions Value (thou.€)	460.22	YtD Avg Trades number % chng prev year Avg	2,704 -0.26%
Securities' Transactions Volume with Block Trades Method 6-1 (th	34,348.75	Lending Total Open Interest	178,532
Daily change: thou. pieces %	8,954.28 35.26%	Daily change: pieces %	26,671 17.56%
YtD Avg Volume: % chng prev year Avg	27,982.18 -24.68%	Lending Volume (Multilateral/Bilateral)	34,500
Blocks Transactions Volume of Method 6-1 (thou. Pieces)	3,405.76	Daily change: pieces %	-21,490
Blocks Transactions Volume of Method 6-2 & 6-3 (thou. Pieces)	6.60	Multilateral Lending	34,500
Bonds Transactions Volume	443,330	Bilateral Lending	0
Securities' Trades Number with Block Trades Method 6-1	28,913	Lending Trades Number:	7
Daily change: number %	-3,751 -11.48%	Daily change: %	-21
YtD Avg Trades number % chng prev year Avg	22,527 10.81%	Multilateral Lending Trades Number	7
Number of Blocks Method 6-1	7	Bilateral Lending Trades Number	0
Number of Blocks Method 6-2 & 6-3	14		
Number of Bonds Transactions	44		

Athex Capitalisation (mill. €) **



Daily Fluctuation of Athex Composite Share Price Index



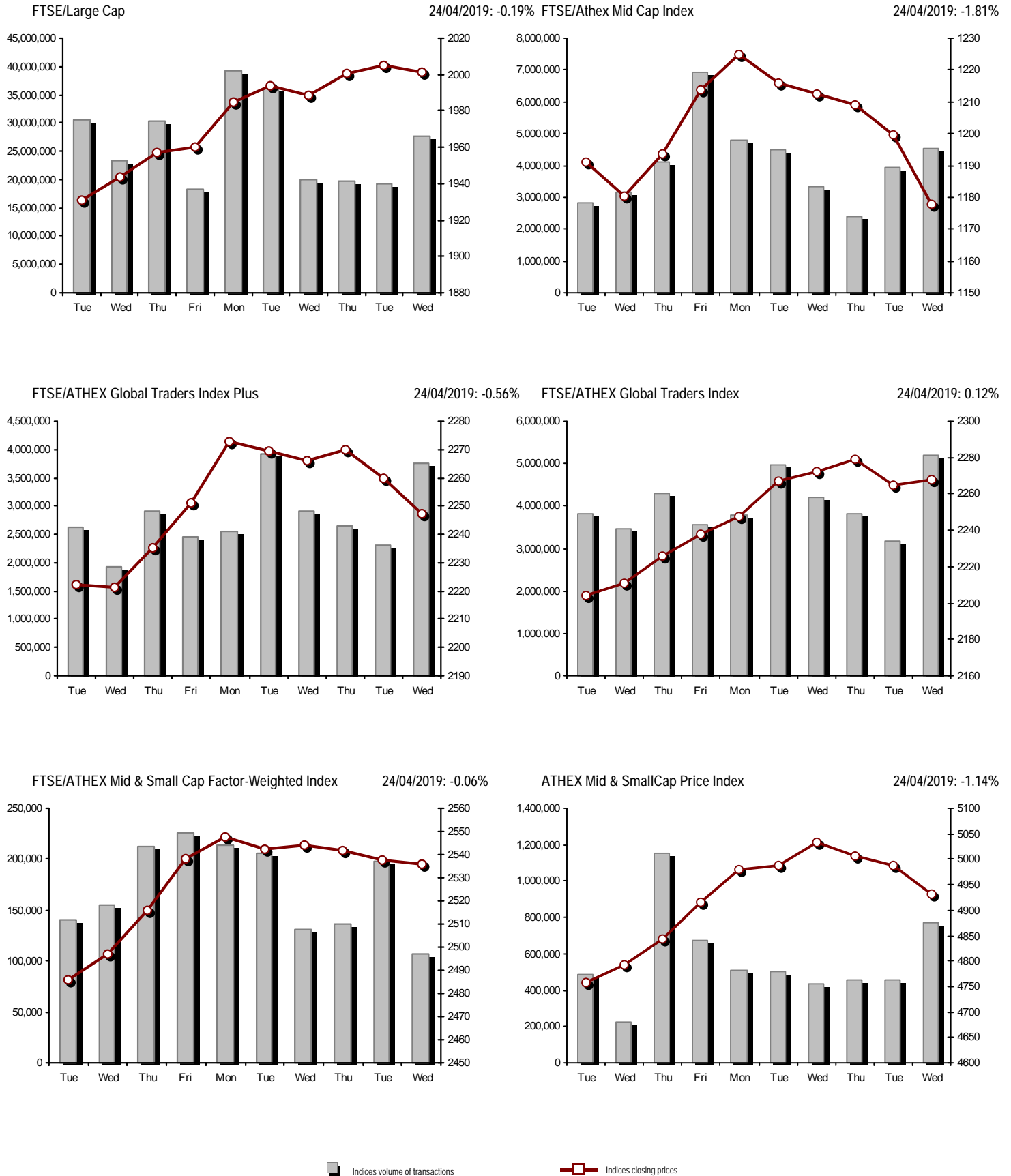
Athex Indices

Index name	24/04/2019	23/04/2019	pts.	%	Min	Max	Year min	Year max	Year change
Athex Composite Share Price Index	772.66 €	776.40	-3.74	-0.48%	758.24	776.40	600.12	785.31	25.98% #
FTSE/Athex Large Cap	2,001.48 €	2,005.28	-3.80	-0.19%	1,966.52	2,005.28	1,580.73	2,017.16	24.44% #
FTSE/Athex Mid Cap Index	1,177.80 €	1,199.47	-21.67	-1.81%	1,159.23	1,201.94	945.49	1,232.32	20.79% #
FTSE/ATHEX-CSE Banking Index	490.84 €	493.06	-2.22	-0.45%	464.90	495.63	275.15	507.34	47.51% #
FTSE/ATHEX Global Traders Index Plus	2,247.25 €	2,259.92	-12.67	-0.56%	2,223.04	2,259.92	1,947.04	2,278.12	12.67% #
FTSE/ATHEX Global Traders Index	2,267.63 #	2,264.93	2.70	0.12%	2,238.76	2,267.63	1,866.67	2,284.78	19.51% #
FTSE/ATHEX Mid & Small Cap Factor-Weighted Ind	2,536.04 €	2,537.68	-1.64	-0.06%	2,516.02	2,537.68	2,173.67	2,553.20	14.48% #
ATHEX Mid & SmallCap Price Index	4,930.99 €	4,987.62	-56.63	-1.14%	4,867.89	4,992.63	3,914.71	5,079.83	24.45% #
FTSE/Athex Market Index	496.55 €	497.68	-1.13	-0.23%	488.01	497.68	392.32	500.75	24.40% #
FTSE Med Index	4,576.80 #	4,530.03	46.77	1.03%			3,966.78	4,579.22	15.43% #
Athex Composite Index Total Return Index	1,226.32 €	1,232.24	-5.92	-0.48%	1,203.42	1,232.24	952.47	1,246.39	25.99% #
FTSE/Athex Large Cap Total Return	2,852.21 €	2,857.61	-5.40	-0.19%			2,321.35	2,857.61	21.89% #
FTSE/ATHEX Large Cap Net Total Return	877.32 €	878.99	-1.67	-0.19%	862.00	878.99	692.89	884.20	24.44% #
FTSE/Athex Mid Cap Total Return	1,425.89 €	1,452.14	-26.25	-1.81%			1,180.35	1,498.06	18.48% #
FTSE/ATHEX-CSE Banking Total Return Index	429.00 €	430.94	-1.94	-0.45%			265.40	459.98	36.86% #
Hellenic Mid & Small Cap Index	1,069.98 €	1,080.74	-10.76	-1.00%	1,055.62	1,080.74	884.70	1,097.38	18.01% #
FTSE/Athex Banks	648.52 €	651.45	-2.93	-0.45%	614.25	654.85	363.54	670.32	47.51% #
FTSE/Athex Financial Services	929.95 €	936.12	-6.17	-0.66%	913.18	938.65	744.92	993.06	19.18% #
FTSE/Athex Industrial Goods & Services	2,452.06 €	2,470.97	-18.91	-0.77%	2,411.52	2,485.08	1,884.26	2,520.59	28.41% #
FTSE/Athex Retail	66.79 €	67.28	-0.49	-0.73%	65.31	67.28	58.44	72.19	11.48% #
FTSE/ATHEX Real Estate	4,125.98 €	4,132.74	-6.76	-0.16%	4,010.15	4,163.73	2,928.70	4,235.90	36.62% #
FTSE/Athex Personal & Household Goods	8,626.07 #	8,532.50	93.57	1.10%	8,421.23	8,626.07	6,649.54	8,664.42	25.41% #
FTSE/Athex Food & Beverage	11,918.39 €	11,953.12	-34.73	-0.29%	11,784.58	11,953.75	10,000.70	11,953.75	17.88% #
FTSE/Athex Basic Resources	3,793.89 €	3,958.96	-165.07	-4.17%	3,613.08	4,007.96	3,146.82	4,219.38	15.64% #
FTSE/Athex Construction & Materials	2,719.13 €	2,731.70	-12.57	-0.46%	2,691.22	2,737.37	2,473.36	2,788.56	5.30% #
FTSE/Athex Oil & Gas	5,245.12 #	5,185.85	59.27	1.14%	5,153.91	5,245.67	4,670.67	5,245.67	7.92% #
FTSE/Athex Chemicals	8,758.25 €	8,844.54	-86.29	-0.98%	8,499.39	8,844.54	7,722.79	11,217.47	7.12% #
FTSE/Athex Travel & Leisure	1,615.23 €	1,617.24	-2.01	-0.12%	1,592.69	1,621.90	1,309.57	1,630.34	22.08% #
FTSE/Athex Technology	907.97 €	919.16	-11.19	-1.22%	893.52	919.37	692.80	931.74	28.03% #
FTSE/Athex Telecommunications	3,371.90 #	3,369.15	2.75	0.08%	3,338.87	3,391.17	2,614.94	3,487.51	28.68% #
FTSE/Athex Utilities	2,075.33 €	2,165.57	-90.24	-4.17%	2,040.37	2,178.29	1,729.19	2,237.80	17.98% #
Athex All Share Index	191.01 €	191.44	-0.43	-0.22%	191.01	191.01	157.01	191.44	20.87% #
Hellenic Corporate Bond Index	118.45 €	118.47	-0.02	-0.02%			116.31	118.96	1.82% #
Hellenic Corporate Bond Price Index	96.43 €	96.49	-0.07	-0.07%			95.16	96.93	0.66% #

Note 1: FTSE/Med 100, Hellenic Corporate Bond Price Index and Hellenic Corporate Bond Index closing prices refer to the previous trading day of 18/04/2019.

Note 2: The Hellenic Mid & Small Cap Index is a Customized index calculated by the Athens Exchange.

Athex Indices



Analytic Figures for Athex Market's Boards and Categories

	Total Traded Securities	Main Market	Surveillance	Exchange Traded Funds (ETFs)
Totals	137	114	22	1
Gain / Lose / Same:	39 / 67 / 31	32 / 62 / 20	7 / 4 / 11	0 / 1 / 0
Athex Capitalisation (mill. €) **	53,644.02	53,434.49	209.53	
Daily Average Trans/ons Value(thou.€)	48,575.76	48,606.86	25.58	4.10
Transactions Value	63,983.01	63,933.36	44.65	5.00
Main Board:	53,128.92	53,079.28	44.63	5.00
Blocks Board 6_2_3:	10,854.10	10,854.08	0.02	0.00
Forced Sales Board:	0.00	0.00	0.00	0.00
Special Terms Board:	0.00	0.00	0.00	0.00
Daily Average Transactions Volume	27,982,182	27,784,778	230,880	217
Transactions Volume	34,355,344	33,940,187	414,907	250
Main Board:	30,942,983	30,528,042	414,691	250
Blocks Board 6_2_3:	3,412,361	3,412,145	216	0
Forced Sales Board:	0	0	0	0
Special Terms Board:	0	0	0	0
Daily Average Number of Trades	22,527	22,412	114	1
Number of Trades	28,927	28,360	565	2
Main Board:	28,906	28,342	562	2
Blocks Board 6_2_3:	21	18	3	0
Forced Sales Board:	0	0	0	0
Special Terms Board:	0	0	0	0

Trading Details by Athex Sectors and Financial Instruments (ETFs)

Code	Sectors	Gain / Lose / Same	Number of Trades	Transactions Volume	Transactions Value	% of Total Trans. Value
8300	- Banks	1 / 4 / 1	10,739	21,506,979	28,070,361.00	43.87%
1700	- Basic Resources	2 / 4 / 3	542	232,895	312,123.69	0.49%
1300	- Chemicals	1 / 2 / 1	174	33,589	64,006.62	0.10%
2300	- Construction & Materials	5 / 6 / 3	1,404	553,765	1,659,632.57	2.59%
12000	- Financial Instruments	0 / 1 / 0	2	250	5,004.50	0.01%
8700	- Financial Services	2 / 1 / 1	837	1,425,687	334,088.71	0.52%
3500	- Food & Beverage	4 / 7 / 3	558	1,972,757	649,745.19	1.02%
4500	- Health Care	1 / 2 / 1	250	456,832	621,391.27	0.97%
2700	- Industrial Goods & Services	2 / 10 / 4	2,111	764,322	3,070,953.10	4.80%
8500	- Insurance	0 / 1 / 0	110	88,573	338,527.95	0.53%
5500	- Media	3 / 0 / 0	15	12,755	2,481.03	0.00%
500	- Oil & Gas	1 / 2 / 0	1,370	210,805	3,496,795.86	5.47%
3700	- Personal & Household Goods	5 / 6 / 6	1,150	351,474	2,892,581.58	4.52%
8600	- Real Estate	2 / 5 / 3	494	110,688	653,698.70	1.02%
5300	- Retail	2 / 1 / 2	148	102,130	107,792.46	0.17%
9500	- Technology	5 / 5 / 1	682	299,180	379,365.53	0.59%
6500	- Telecommunications	1 / 0 / 0	663	751,094	9,166,486.60	14.33%
5700	- Travel & Leisure	2 / 4 / 2	2,237	1,216,975	4,559,090.84	7.13%
7500	- Utilities	0 / 6 / 0	5,441	4,264,594	7,598,887.76	11.88%

Top 10 best & worst performing Shares

Main Market

With positive Price change			With negative Price change		
	Closing price	change		Closing price	change
MOTODYNAMICS S.A. (CR)	0.955	10.41% #	PPC (CR)	1.3	-17.93% €
KARELIA TOBACCO CO. SA (CB)	262	4.80% #	NIREFS SA (CR)	0.1725	-6.50% €
PROFILE SA (CR)	2.6	4.00% #	FLEXOPACK SA (CR)	7.35	-4.54% €
MOTOR OIL (CR)	22.16	2.03% #	EUROPEAN RELIANCE INSUR. (CR)	3.79	-4.53% €
JUMBO SA (CR)	16.2	2.02% #	ELASTRON (CR)	1.32	-4.35% €
DROMEAS SA (CR)	0.32	1.91% #	SELONDA AQUACULTURE SA (CR)	0.067	-4.29% €
INTRACOM CONSTR. (CR)	1.22	1.67% #	ELTECH ANEMOS S.A. (CR)	2.14	-4.04% €
INTERCONTINENTAL (CR)	6.6	1.54% #	TECHNICAL OLYMPIC SA (CR)	2.69	-3.93% €
ELVALHALCOR (CB)	1.634	1.11% #	INTRALOT (CR)	0.4555	-3.90% €
KTIMA KOSTAS LAZARIDIS SA (CR)	1.05	0.96% #	ATHENS MEDICAL CENTER SA (CR)	1.725	-3.63% €
With the highest Transactions Value			With the highest Transactions Volume		
	Value (thou. €)	change		Volume	change
NATIONAL BANK (CR)	9,296.67	0.79% #	EUROBANK ERGASIAS (CR)	8,008,010	-0.34% €
OTE (CR)	9,166.49	0.08% #	ALPHA BANK (CR)	5,956,683	-0.69% €
ALPHA BANK (CR)	8,463.02	-0.69% €	NATIONAL BANK (CR)	4,750,500	0.79% #
EUROBANK ERGASIAS (CR)	5,821.13	-0.34% €	PPC (CR)	3,763,576	-17.93% €
PPC (CR)	5,101.45	-17.93% €	PIRAEUS BANK (CR)	2,383,173	-2.37% €
PIRAEUS BANK (CR)	4,325.32	-2.37% €	NIREFS SA (CR)	1,590,181	-6.50% €
OPAP (CR)	3,610.96	0.00% -	MARFIN INVESTMENT GROUP (CR)	1,377,916	0.47% #
MOTOR OIL (CR)	2,795.29	2.03% #	OTE (CR)	751,094	0.08% #
JUMBO SA (CR)	2,431.12	2.02% #	INTRALOT (CR)	515,758	-3.90% €
MYTILINEOS HOLDINGS (CR)	2,041.35	-0.63% €	ATTICA BANK S.A. (CR)	402,649	0.00% -

Note: Stocks that are not included in the "Low Dispersion" and "Under Supervision" categories, and the transactions value is more than 10,000 €.

Derivatives Summary

	Number of Trades	Volume	Open Interest
Index Futures	268	1,363	7,476
FTSE/Athex Large Cap	268	1,363	7,476
Stock Futures	3,907	50,397	382,300
ADMIE (IPTO) HOLDING S.A. (CR)	51	205	6,015
ALPHA BANK (CR)	439	8,891	47,117
ATTICA BANK S.A. (CR)	8	220	4,315
CC HBC AG (CR)	11	27	269
CENERGY HOLDINGS (CB)	72	434	8,063
ELLAKTOR (CR)	103	800	9,917
EUROBANK ERGASIAS (CR)	301	8,119	74,182
EYDAP S.A. (CR)	5	16	537
FOURLIS (CR)	4	25	96
GEK TERNA (CR)	31	287	7,299
HELLENIC EXCHANGES-A.S.E. (CR)	23	118	3,857
HELLENIC PETROLEUM (CR)	31	186	2,505
INTRACOM HOLDINGS (CR)	39	186	4,297
INTRALOT (CR)	54	738	5,452
JUMBO SA (CR)	51	121	669
LAMDA DEVELOPMENT SA (CR)	19	83	2,712
MARFIN INVESTMENT GROUP (CR)	163	2,004	75,284
MOTOR OIL (CR)	13	68	178
MYTILINEOS HOLDINGS (CR)	126	461	9,719
NATIONAL BANK (CR)	550	9,311	53,581
OPAP (CR)	57	236	4,130
OTE (CR)	26	176	2,796
P.P.A. S.A. (CR)	13	18	579
PIRAEUS BANK (CR)	639	8,526	29,268
PPC (CR)	934	8,239	18,601
TERNA ENERGY (CR)	23	201	4,197
TITAN CEMENT (CR)	2	2	300
VIOHALCO SA/NV (CB)	119	699	6,365
Index Options	18	266	2,031
FTSE/Athex Large Cap	18	266	2,031
Stock Options	5	40	1,322
ALPHA BANK (CR)	0	0	90
NATIONAL BANK (CR)	0	0	405
OPAP (CR)	4	20	572
OTE (CR)	0	0	56
PIRAEUS BANK (CR)	0	0	139
PPC (CR)	1	20	60
Total Derivatives Traded	4,198	52,066	393,129

Shares' Notes

Code	Note text
()	- Adjusted dividends.
*	- Last adjusted closing price.
[1]	- Net dividends.
[2]	- The "Date of Last Coupon" for New listings refers to the date company's stocks started to trade in Athex
[3]	- The Company Market Value is referred to the number of outstanding shares
[4]	- Sectors codification can be found in Appendix A
[5]	- The Market Value refers to the total number of shares listed (including their several classes) in the exchange by the company.
[6]	- P/E greater than 100
[7]	- Last view of the Order Book before the end of the trading session
[8]	- All Blocks Methods' Transactions Value are included.
4690	- Transfer to Surveillance category as of 4/4/2006.
4750	- Transfer to the Under Surveillance Category from 8/4/2011.
4865	- Suspension of trading as of 2/4/2012.
4887	- Transfer to the Surveillance Category as of 10/4/2012.
4912	- Transfer to the Surveillance Category as of 31/7/2012.
4914	- Suspension of trading as of 31/8/2012.
4918	- Suspension of trading as of 31/8/2012.
4955	- Transfer to the Surveillance Category as from 5/4/2013.
4956	- Transfer to the Surveillance Category as from 5/4/2013.
4957	- Transfer to the Surveillance Category as from 5/4/2013.
4958	- Transfer to the Surveillance Category as from 5/4/2013.
4959	- Transfer to the Surveillance Category as from 5/4/2013.
4983	- Transfer to the Surveillance Category as of 5/4/2013.
5080	- Transfer to the Surveillance Category as of 06/09/2011.
5093	- Transfer to the Surveillance Category as of 8/4/2015.
5094	- Transfer to the Surveillance Category as of 8/4/2015.
5095	- Transfer to the Surveillance Category as from 5/4/2013.
5101	- Suspension of trading as of 1/9/2015.
5110	- Suspension of trading as of 08/03/2016.
5112	- Transfer to the Surveillance Category as of 15/04/2016.
5115	- Transfer to the Surveillance Category as of 15/04/2016.
5123	- Transfer to the Surveillance Category as of 10/04/2014
5130	- Suspension of trading as of 18/04/2017.
5136	- Suspension of trading as of 02/05/2017.
5141	- Transfer to the Surveillance Category as of 10/05/2017.
5153	- Suspension of trading as of 03/10/2017.
5154	- Suspension of trading as of 03/10/2017.
5156	- Transfer to the Surveillance Category as of 11/12/2017.
5160	- Transfer to the Surveillance Category as of 15/04/2016.
5161	- Transfer to the Surveillance Category as of 25/11/2011.
5162	- Transfer to the Under Supervision Category as of 21/12/2009.
5165	- Transfer to the Surveillance Category as of 15/02/2018.
5171	- Suspension of trading as of 30/04/2018.
5172	- Suspension of trading as of 30/04/2018.
5174	- Suspension of trading as of 02/05/2018.
5178	- Transfer to the Surveillance Category as of 11/05/2018.
5179	- Suspension of trading as of 25/05/2018.
5190	- Transfer to the Surveillance Category as of 10/04/2012.
5191	- Suspension of trading as of 02/10/2018.
5192	- Suspension of trading as of 02/10/2018.
5193	- Transfer to the Surveillance Category as of 25/10/2018.
5194	- Transfer to the Surveillance Category as of 25/10/2018.

Shares' Notes

Code	Note text
------	-----------

5195	- Transfer to the Surveillance Category as of 27/06/2008.
5196	- Transfer to the Under Surveillance Category from 08/04/2011.
5197	- Transfer to the Surveillance Category as of 07/11/2018.
5200	- Transfer to the Surveillance Category as of 10/04/2012.
5201	- Suspension of trading as of 02/04/2019.
5202	- Suspension of trading as of 02/04/2019.
5203	- Suspension of trading as of 02/04/2019.
5204	- Suspension of trading as of 23/04/2019.

Securities Blocks Details

Securities	Block Volume	Price	Block Trade Value	Time of approval	Note
OPAP (CR)	1,200	9.36	11,232.00	11:48:40	18
PPC (CR)	400	1.42	568.00	12:15:21	18
ADMIE (IPTO) HOLDING S.A. (CR)	400	1.75	700.00	12:24:47	18
JUMBO SA (CR)	32,157	15.75	506,472.75	13:06:17	20
EUROPEAN RELIANCE INSUR. (CR)	480	3.97	1,905.60	13:06:50	18
LOULIS MILLS SA (CR)	120	2.64	316.80	13:10:19	18
REDS S.A. (CR)	34	1.08	36.72	13:12:17	18
FRIGOGLASS SA (CR)	8	0.107	0.86	13:16:52	18
ALPHA BANK (CR)	10	1.44	14.40	13:20:54	18
EUROBANK ERGASIAS (CR)	2,370	0.740	1,753.80	13:24:53	14
PIRAEUS BANK (CR)	200,000	1.86	371,700.00	14:52:58	20
ANEK LINES SA (CR)	206	0.080	16.48	15:06:14	18
KRI-KRI S.A. (CR)	734	5.28	3,875.52	15:10:33	18
AEGEK (CR)	2	0.047	0.09	15:13:28	18
ATTICA HOLDINGS (CR)	514	1.37	704.18	15:32:17	18
OTE (CR)	50,000	12.24	612,000.00	15:56:12	20
VIS SA (CR)	120	1.05	126.00	16:04:24	18
OTE (CR)	54,294	12.21	663,081.76	17:06:42	20
OTE (CR)	367,029	12.18	4,468,578.08	17:13:01	20
NATIONAL BANK (CR)	615,381	1.98	1,220,485.14	17:13:47	20
ALPHA BANK (CR)	2,086,902	1.43	2,990,530.57	17:14:31	20

Blocks Notes

- 9 - Method 6-1 / Special Fees
- 10 - Method 6-1 / Special Fees, SDS
- 14 - Method 6-3 / Settlement, Incomplete Buy and Sell
- 18 - Method 6-2 / SPOT 1
- 19 - Method 6-2 / SPOT 2
- 20 - Method 6-1 and Method 6-1 Same Day Settlement
- 21 - Other Pre-agreed

Shares Rights Details

Occured date	Exercise from	Exercise until	Trading until	Rights	Price min	Price max	Closing price	Last Bid	Last Ask	Volume	Trades	Transactions Value
--------------	---------------	----------------	---------------	--------	-----------	-----------	---------------	----------	----------	--------	--------	--------------------

No Rights Transactions.

Securities Forced Sales

Securities	Category of Security	Transaction s Volume	Number of Trades	Transactions Value	Note
------------	----------------------	-------------------------	---------------------	-----------------------	------

No Forced Transactions.

Forced Sales Notes

- 1 - Normal Forced Sale.
- 2 - Forced Sales of Fixed Registered Shares.
- 3 - Forced Sales of Remaining Stock Fractions.

Forced Sales Registered Shares

Securities	Start Date	End Date	Initial Volume	Remaining Volume	Date	Avg price (day)	Avg price (period)	Number of Trades	Transactions Volume	Transactions Value
------------	------------	----------	----------------	------------------	------	-----------------	--------------------	------------------	---------------------	--------------------

No Fixed Registered Shares Forced Sales.

Forced Sales Notes

According to Decision 1/380/04.05.2008 of the Hellenic Republic Capital Market Commission, the certificated registered shares that have not been deposited to the issuer for dematerialisation, will be auctioned in the Athens Exchange by the supervising issuer. Forced sales procedure is held according to Article 99A of the Athens Exchange Rulebook. The average price of the period is calculated by dividing the Total transactions value by the Total volume and includes all the transactions made until the current date.

Exchange Traded Funds (ETFs) Characteristics

	Transactions Date (T)	Creation / Redemption	Units (T-1)	New Units (T-1)	Redemption Units (T-1)	Units (T) [1]	Fund Assets [2]	Net Unit Price	Dividend per	Dividend Date
ALPHA ETF FTSE Athex Large Cap	24/04/2019	5,000	642,382	---	---	642,382	12,852,550.00	20.0076	0.43	30/06/2018

ETFs Notes

[1] - Units (T) = Units (T-1) + New Units (T-1) - Redemption Units (T-1)

[2] - The Creation / Redemption Units of T-1 are included.

Convertible Corporate Bonds - Regulated Market

Num Listed Bonds	Nominal price	Issue price	Today's Rate	Exp. Date	Duration (years)	Note	Coupon		Trading	Corporate Bonds	Price min	Price max	Closing price	Previous closing price/date	Volume	Transactions Value	Last order			ear min	Year max
							Common	Preffered									Price	Buy / Sell	Date		
171,268,704	0.30	0.30	1.00	11/10/2025	9	---	11	---	1	FORTHNET S.A. (Convertible)	---	---	---	---	---	---	1.0000	B	11/04/2019	100.0000	100.0000

Corporate Bonds Notes

Transactions Volume = (Pieces) * (Nominal Price). Transactions Value = (Pieces) * (Nominal Price) * (price %) + (Accrued interest).

The price of a Bond is stated as a percentage (%) of Bond's Nominal Price.

Nominal Price in Euros (€), except if it is noted differently.

Non Convertible Corporate Bonds - Regulated Market

Num Listed Bonds	Nominal price	Issue price	Today's Rate	Exp. Date	Duration (years)	Note	Coupon		Trading	Corporate Bonds	Accrued Int.	Yield.T.Mat	Price min	Price max	Closing price	Previous closing price/date	Volume	Transactions Value	Last order		ear min	Year max		
							Common	Preferred											Price	Buy / Sell			Date	
60,000	1,000.00	1,000.00	3.85	21/07/2022	5	---	4	---	1	TERNA ENERGY FINANCE S.A. (Non Convertible)	10.5875	2.9140	102.2000	102.2211	102.2082	102.8670	23/04/2019	5,000	5,163.35	102.3000	B	24/04/2019	100.5200	103.3900
300,000	1,000.00	1,000.00	3.10	27/06/2022	5	---	4	---	1	MYTILINEOS HOLDINGS S.A. (Non Convertible)	10.6778	1.9950	103.0000	103.0000	103.0000	103.0330	23/04/2019	113,000	117,596.59	102.9100	B	24/04/2019	100.0500	103.4000
50,000	1,000.00	1,000.00	4.35	20/06/2022	5	---	4	---	1	SYSTEMS SUNLIGHT S.A. (Non Convertible)	15.8292	2.9790	103.3000	103.3000	103.3000	103.3000	23/04/2019	54,000	56,636.78	102.8500	B	24/04/2019	99.4118	103.5000
25,000	1,000.00	1,000.00	4.95	26/06/2023	5	---	2	---	1	B&F COMM. & GARM. INDUS. S.A. (Non Convertible)	17.0500	5.5940	97.0000	97.0000	97.0000	97.0000	23/04/2019	37,000	36,520.85	96.5000	B	24/04/2019	93.0000	98.5000
90,000	1,000.00	1,000.00	3.00	11/05/2023	5	---	2	---	1	CORAL A.E. (Non Convertible)	14.0833	2.1680	102.9000	102.9000	102.9000	102.8240	23/04/2019	32,000	33,378.67	102.1000	B	24/04/2019	100.2726	103.0000
120,000	1,000.00	1,000.00	3.95	04/04/2025	7	---	3	---	1	GEK TERNA S.A. (Non Convertible)	2.8528	3.1410	103.3000	103.5000	103.4294	102.8370	23/04/2019	37,000	38,367.95	102.4000	B	24/04/2019	99.0000	103.5000
200,000	1,000.00	1,000.00	3.50	21/03/2022	5	---	5	---	1	O.P.A.P. S.A. (Non Convertible)	3.8889	2.1510	103.3000	103.3000	103.3000	103.0200	23/04/2019	22,000	22,811.56	102.9700	B	24/04/2019	101.6500	103.3000
40,000,000	1.00	1.00	5.00	04/10/2021	5	---	11	---	1	HOUSEMARKET S.A. (Non Convertible)	0.0036	2.4790	105.0000	105.3000	105.1473	105.3500	23/04/2019	76,330	80,534.53	105.0700	B	24/04/2019	101.9500	105.3500
200,000	1,000.00	1,000.00	3.60	12/03/2026	7	---	1	---	1	AEGEAN AIRLINES S.A. (Non Convertible)	4.9000	3.0970	102.3000	102.9000	102.8097	103.1000	23/04/2019	67,000	69,210.80	102.7000	B	24/04/2019	100.0000	103.1000

Corporate Bonds Notes

Transactions Volume = (Pieces) * (Nominal Price). Transactions Value = (Pieces) * (Nominal Price) * (price %) + (Accrued interest).

The price of a Bond is stated as a percentage (%) of Bond's Nominal Price.

Nominal Price in Euros (€), except if it is noted differently.

Government Bonds

Number Listed Bonds	Nominal price	Today's Rate	Accrued Interest Calc	Exp. Date [1]	Duration (years)	Note	Coupons Date	Curr. coupon value	Trading Unit	Government Bonds	Price min	Price max	Closing price	Previous closing price/date	Volume	Transactions Value	Price	Last order Buy / Sell	Date
3,000,000	1,000.00	4.38	Actual/Actual	01/08/2022	5	---	01/08	4.38	1	GGB-FXD-010822-05Y-4.375-1.000	---	---	---	---	---	---	1.0000	B	28/11/2018
2,500,000	1,000.00	3.45	Actual/Actual	02/04/2024	5	---	02/04	3.45	1	GGB-FXD-020424-05Y-3.450-1.000	---	---	---	---	---	---	---	---	---
4,355,990,324	1.00	3.50	Actual/Actual	30/01/2023	5	---	01/02 - 31/01	3.50	1	GGB-FXD-300123-05Y-3.500-1.000	---	---	---	94.5720 13/07/2018	---	---	1.0000	B	28/11/2018
5,962,747,327	1.00	3.75	Actual/Actual	30/01/2028	10	---	/02 - 01/02 - 31/	3.75	1	GGB-FXD-300128-10Y-3.750-1.000	---	---	---	85.4610 13/07/2018	---	---	1.0000	B	28/11/2018
6,091,218,404	1.00	3.90	Actual/Actual	30/01/2033	15	---	/02 - 01/02 - 31/	3.90	1	GGB-FXD-300133-15Y-3.900-1.000	---	---	---	78.6730 13/07/2018	---	---	1.0000	B	28/11/2018
4,805,399,486	1.00	4.00	Actual/Actual	30/01/2037	19	---	/02 - 01/02 - 31/	4.00	1	GGB-FXD-300137-19Y-4.000-1.000	---	---	---	77.0370 13/07/2018	---	---	1.0000	B	28/11/2018
4,603,713,186	1.00	4.20	Actual/Actual	30/01/2042	24	---	/02 - 01/02 - 31/	4.20	1	GGB-FXD-300142-24Y-4.200-1.000	---	---	---	77.7640 13/07/2018	---	---	1.0000	B	28/11/2018
550,418,123	1.00	3.00	Actual/Actual	24/02/2023	11	---	24/02	3.00	1	GGB-FXD-240223-11Y-2.000-1.000	---	---	---	10.0000 22/06/2015	---	---	---	---	---
445,007,576	1.00	3.00	Actual/Actual	24/02/2024	12	---	24/02	3.00	1	GGB-FXD-240224-12Y-2.000-1.000	---	---	---	10.0000 22/06/2015	---	---	---	---	---
423,674,226	1.00	3.00	Actual/Actual	24/02/2025	13	---	24/02	3.00	1	GGB-FXD-240225-13Y-2.000-1.000	---	---	---	10.0000 22/06/2015	---	---	---	---	---
212,292,153	1.00	3.00	Actual/Actual	24/02/2026	14	---	24/02	3.00	1	GGB-FXD-240226-14Y-2.000-1.000	---	---	---	10.0000 22/06/2015	---	---	---	---	---
160,621,352	1.00	3.00	Actual/Actual	24/02/2027	15	---	24/02	3.00	1	GGB-FXD-240227-15Y-2.000-1.000	---	---	---	10.0000 22/06/2015	---	---	---	---	---
183,244,055	1.00	3.00	Actual/Actual	24/02/2028	16	---	24/02	3.00	1	GGB-FXD-240228-16Y-2.000-1.000	---	---	---	10.0000 22/06/2015	---	---	---	---	---
164,802,894	1.00	3.00	Actual/Actual	24/02/2029	17	---	24/02	3.00	1	GGB-FXD-240229-17Y-2.000-1.000	---	---	---	10.0000 22/06/2015	---	---	---	---	---
165,460,943	1.00	3.00	Actual/Actual	24/02/2030	18	---	24/02	3.00	1	GGB-FXD-240230-18Y-2.000-1.000	---	---	---	10.0000 22/06/2015	---	---	---	---	---
129,007,241	1.00	3.00	Actual/Actual	24/02/2031	19	---	24/02	3.00	1	GGB-FXD-240231-19Y-2.000-1.000	---	---	---	10.0000 22/06/2015	---	---	---	---	---
126,192,683	1.00	3.00	Actual/Actual	24/02/2032	20	---	24/02	3.00	1	GGB-FXD-240232-20Y-2.000-1.000	---	---	---	10.0000 22/06/2015	---	---	---	---	---
146,905,168	1.00	3.00	Actual/Actual	24/02/2033	21	---	24/02	3.00	1	GGB-FXD-240233-21Y-2.000-1.000	---	---	---	10.0000 22/06/2015	---	---	---	---	---
154,475,606	1.00	3.00	Actual/Actual	24/02/2034	22	---	24/02	3.00	1	GGB-FXD-240234-22Y-2.000-1.000	---	---	---	10.0000 22/06/2015	---	---	---	---	---
144,429,441	1.00	3.00	Actual/Actual	24/02/2035	23	---	24/02	3.00	1	GGB-FXD-240235-23Y-2.000-1.000	---	---	---	10.0000 22/06/2015	---	---	---	---	---
166,211,676	1.00	3.00	Actual/Actual	24/02/2036	24	---	24/02	3.00	1	GGB-FXD-240236-24Y-2.000-1.000	---	---	---	10.0000 22/06/2015	---	---	---	---	---
145,461,669	1.00	3.00	Actual/Actual	24/02/2037	25	---	24/02	3.00	1	GGB-FXD-240237-25Y-2.000-1.000	---	---	---	10.0000 22/06/2015	---	---	---	---	---
146,941,087	1.00	3.00	Actual/Actual	24/02/2038	26	---	24/02	3.00	1	GGB-FXD-240238-26Y-2.000-1.000	---	---	---	10.0000 22/06/2015	---	---	---	---	---
135,115,612	1.00	3.00	Actual/Actual	24/02/2039	27	---	24/02	3.00	1	GGB-FXD-240239-27Y-2.000-1.000	---	---	---	10.0000 22/06/2015	---	---	---	---	---
141,909,637	1.00	3.00	Actual/Actual	24/02/2040	28	---	24/02	3.00	1	GGB-FXD-240240-28Y-2.000-1.000	---	---	---	10.0000 22/06/2015	---	---	---	---	---
136,788,720	1.00	3.00	Actual/Actual	24/02/2041	29	---	24/02	3.00	1	GGB-FXD-240241-29Y-2.000-1.000	---	---	---	10.0000 22/06/2015	---	---	---	---	---
163,643,410	1.00	3.00	Actual/Actual	24/02/2042	30	---	24/02	3.00	1	GGB-FXD-240242-30Y-2.000-1.000	---	---	---	10.0000 22/06/2015	---	---	---	---	---
742,153	1,000.00	0.40	FLR Actual/360	10/08/2019	5	---	10/02 - 10/08	---	1	GGB-FLT-100819-05Y-0.934-1.000	---	---	---	---	---	---	50.0001	B	12/12/2017
2,500,000	1,000.00	3.88	Actual/Actual	12/03/2029	10	---	12/03	3.88	1	GGB-FXD-120329-10Y-3.875-1.000	---	---	---	---	---	---	---	---	---
3,000,000	1,000.00	3.38	Actual/Actual	15/02/2025	7	---	15/02	3.38	1	GGB-FXD-150225-07Y-3.375-1.000	---	---	---	---	---	---	---	---	---
250,250	1,000.00	2.90	Actual/Actual	20/03/2023	4	---	20/03	2.90	1	GGB-FXD-200323-04Y-2.900-1.000	---	---	---	---	---	---	---	---	---
964,000	1,000.00	3.25	Actual/Actual	20/03/2025	6	---	20/03	3.25	1	GGB-FXD-200325-06Y-3.250-1.000	---	---	---	---	---	---	---	---	---
2,100,000	1,000.00	3.55	Actual/Actual	20/03/2026	7	---	20/03	3.55	1	GGB-FXD-200326-07Y-3.550-1.000	---	---	---	---	---	---	---	---	---

Government Bonds Notes

Transactions Volume = (Pieces) * (Nominal Price). Transactions Value = (Pieces) * (Nominal Price) * (price %) + (Accrued interest).

The Value of current coupon for the issues with NV 0.01 euro refers to NV 100 euros

FLR: Floating Interest Rate.

[1] - The Expiration Date of the interest bearing period and the Date for coupon payment.

Treasury Bills & Zero Coupon Government Bonds

Issue Date	13-Week Maturity									26-Week Maturity									52-Week Maturity								
	Exp. Date	Initial Rate	Num Listed Bonds	Nominal price	Issue price	Last Trade Price	Last Trade Date	Volume Traded	Note	Exp. Date	Initial Rate	Num Listed Bonds	Nominal price	Issue price	Last Trade Price	Last Trade Date	Volume Traded	Note	Exp. Date	Initial Rate	Num Listed Bonds	Nominal price	Issue price	Last Trade Price	Last Trade Date	Volume Traded	Note
15/06/2018	---	---	---	---	---	---	---	---	---	---	---	---	---	---	---	---	---	---	14/06/2019	1.09	1,000,000	1,000.00	989.10	---	---	---	---
14/09/2018	---	---	---	---	---	---	---	---	---	---	---	---	---	---	---	---	---	---	13/09/2019	1.09	1,000,000	1,000.00	989.10	---	---	---	---
14/12/2018	---	---	---	---	---	---	---	---	---	---	---	---	---	---	---	---	---	---	13/12/2019	1.09	1,000,000	1,000.00	989.10	---	---	---	---
15/03/2019	---	---	---	---	---	---	---	---	---	---	---	---	---	---	---	---	---	---	13/03/2020	0.95	1,000,000	1,000.00	990.50	---	---	---	---

Bonds in Circulation	Currency / Min nominal traded Value	Coupons Payment Date	Current Coupon Value	Note	Coupon	Trading Unit	Issue Date	Duration (years)	Today's Interest	A.I.C in days	Bonds	Last price of previous days		Last Outcry in Cash (euro)			Trades in Pieces	Life min	Life Max
												Price	Buy / Sell	Price	Buy / Sell	Date			
Corporate Bonds in Foreign Currency and Euro																			
103,746	GBP / 10	01/12	0.25	---	60	1	01/12/1930	98	2.5	360	National Mortgage Bank	2.27	05/02/1996	2.27	S	05/02/1996	---	2.27	2.27
0	GBP / 10	01/12	0.25	---	62	1	01/12/1928	100	2.5	360	National Mortgage Bank	---	---	---	---	---	---	---	---

Government Bonds Notes

A.I.C: Accrued Interest Calculation base.

FLR: Floating Interest Rate.

The minimum tradeable Nominal Value for all Demeterialised Government Titles is 100 Euros.

(μτφρ-0)

Athex & ATHEXClear Members List

Member Name	Stock Market			Derivatives Market		ATHEXClear Member				
	Address	Phone	Fax	Market Member	Remote Member	Market Maker	Proprietary	Market Maker	General Clearing	Direct Clearing
A. SARRIS SECURITIES S.A.				a						
6, DRAGATSANIOU ATHINA	+30 2103367700	210-3312324								
ALPHA BANK A.E.									a	
40, STADIOU STR ATHINA	(210)-3260000	(210)-3264116								
	(210)-3265546	(210)-3265811								
103, AVE. ATHINON ATHINA	+30 2103436820	210-3436270								
ALPHA FINANCE INVESTMENT SERVICES S.A.				a		a	a	a		a
5, MERLIN ATHINA	+30 2103677400	210-33311193								
ARDU PRIME SECURITIES S.A.				a			a			
12-14, KARAGIORGI SERVIAS ATHINA	+30 2103800820	210-3000854								
ARGUS STOCKBROKERS LTD				a	a		a			
25, DIMOSTHENI SEVERI AVE NICOSIA	+357 22717000	0035722717070								
ATLANTIC SECURITIES LIMITED				a	a					
37, PRODROMOU NICOSIA	+357 22445400	00357 22661914								
AXIA VENTURES GROUP LTD				a	a					
, KRANIDIOTI 10, OFFICE 102 NICOSIA	+357 22742000	357 22742001								
AXON SECURITIES S.A.				a			a			
48, STADIOU ATHINA	+30 2103363800	210-3243903								
BETA SECURITIES S.A.				a		a	a			a
29, ALEXANDRAS AVEN. & VRAILA ATHINA	+30 2106478900	210-6410139								
BNP PARIBAS SECURITIES SERVICES									a	
2, LAMPSAKOU ATHINA	+30 2107468500	210-7468579-581								
CAPITAL SECURITIES S.A.				a			a			
58, MITROPOLEOS ATHINA	+30 2103369700	+30 210 3369820								
CFS SECURITIES-INVESTMENT SERVICES S.A.				a						
3, PAPARRIGOPOULOU ATHINA	+30 2103360800	+30 210-3360980								
CITIGROUP GLOBAL MARKET LTD				a	a					
1, CITIGROUP CENTER , CANADA SQ., CANARY WHARF LONDON	+44 02079864000									
CITIGROUP GLOBAL MARKETS EUROPE AG				a	a					
16, REUTERWEG FRANKFURT										
CREDIT SUISSE SECURITIES (EUROPE) LIMITED				a	a					
1, CABOT SQUARE LONDON	+44 2078888888									
CYCLOS SECURITIES S.A.				a			a			a
39, PANEPISTIMIOU ATHINA	+30 2103364300	+30 210-3239122								
DEUTSCHE BANK S.A.				a	a		a			
1, GREAT WINCHESTER STREET LONDON	+44 20 754 54209	00441133361437								
DYNAMIC SECURITIES S.A.				a			a			a
, SYGROU AVENUE 223 & TRALLEON 2 NEA SMYRNI	+30 2103677700	210-3677777								
EUROBANK EQUITIES INVESTMENT FIRM S.A				a		a	a	a		a
, FILELLINON 10 & XENOFONTOS 13 ATHINA	+30 2103720000	210-3720001								
EUROBANK ERGASIAS S.A.									a	
8, OTHONOS STR. ATHINA	(210)-3337969	(210)-3245916								
	(210)-3337000	(210)-3233866								
8, OTHONOS ATHINA	+30 2103337000	210-3245916								
EUROCORP INVESTMENT SERVICES S.A.				a			a			a
14, FILIKIS ETERIAS SQ, ATHINA	+30 2107263500	2107263666								
EUOTRUST INVESTMENT FIRM SA				a						
113, SEVASTOUPOLEOS ATHINA	+30 2103363100	+30 210-3238334								
EUROXX SECURITIES S.A.				a		a	a	a		a
7, PALAIOLOGOU CHALANDRI	(210)-6879400	(210)-6879401								
7, PALEOLOGOU CHALANDRI	+30 2106879400	210-6879401								
G. A. PERVANAS SECURITIES-INVESTMENT SERVICES CO S.A.				a						
7-9, SOFOKLEOUS ATHINA	+30 2103727200	210-3210-291								
GLOBAL CAPITAL SECURITIES AND FINANCIAL SERVICES LTD				a	a					
50, AVE. ARCHIEPISKOPOU MAKARIOU NICOSIA	+357 22710710	357 22339332								
HELLENIC BANK (INVESTMENTS) LTD					a					
, AVE.KYRIAKOU MATSI 31 - PO BOX 24747 NICOSIA	+357 22500100	357 22500110								
HELLENIC-AMERICAN SECURITIES S.A.				a		a	a			a
27, ANDREA PAPANDEROU ATHINA	+30 2103311100	+30 210-3215968								
HSBC FRANCE									a	
109-111, AVE. MESOGION ATHINA	+30 2106960000	210-6929336								
INDEX SECURITIES S.A.				a						
6, DRAGATSANIOU ATHINA	+30 2103213920	+30 210-3213216								

Athex & ATHEXClear Members List

Member Name				Stock Market			Derivatives Market		ATHEXClear Member	
	Address	Phone	Fax	Market Member	Remote Member	Market Maker	Proprietary	Market Maker	General Clearing	Direct Clearing
INVESTMENT BANK OF GREECE S.A.				a		a	a	a	a	
32 , EGIALIAS & PARADISOU MAROUSI	+30 2108173111	+30 210-6896325								
J. CHR. MAVRIKIS SECURITIES S.A.				a						
5, SOFOKLEOUS ATHINA	+30 2103216730	210-3217767								
KAPPA SECURITIES S.A.				a			a			
15, VALAORITOU ATHINA	+30 2103678600	+30 210-3641002								
KARAMANOF SECURITIES AND INVESTMENT SERVICES S.A.				a			a			
2, SQ. AGION THEODORON ATHINA	+30 2103212947	+30 210-3217088								
LAIKI FINANCIAL SERVICES LTD					a					
26, AVE. VYRONOS NICOSIA	357 22367367	357 22718567								
LEON DEPOLAS SECURITIES S.A.				a		a	a			
1, CHRISTOU LADA ATHINA	+30 2103213276	+30 210-3211618								
MEGA EQUITY SECURITIES & FINANCIAL SERVICES PUBLIC LTD				a	a		a			
42-44, AVE. GRIVA DIGENI NICOSIA	+357 22711711	357 22711811								
MERIT SECURITIES S.A.				a		a	a			a
5, SOFOKLEOUS ATHINA	+30 2141008800	210-3671830								
MERRILL LYNCH INTERNATIONAL				a	a					
2 , KING EDWARD STREET LONDON	+44 20276281000									
N. CHRYSOCHOIDIS STOCK BROKERAGE I.S.S.A.				a			a			a
7-9, SOFOKLEOUS ATHINA	+30 2103213913	+30 210-3216115								
NATIONAL BANK OF GREECE S.A.				a		a	a		a	
68, AKADIMIAS STR. ATHINA	(210)-3328817	(210)-3328678								
86, AIOLOU STR. ATHINA	(210)-3341000	(210)-3228187								
NATIONAL SECURITIES S.A				a		a	a	a		
66, KIFISIAS AVE , BUILDING A ATHINA	+30 2107720000	+30 210-7720002								
NUNTIUS BROKERAGE AND INVESTMENT SERVICES S.A				a						
6, DRAGATSANIOU ATHINA	+30 2103350599	+30210-3254846								
ONE PLUS CAPITAL LIMITED				a	a					
, 75 PRODROMOU AVENUE, ONEWORLD PARKVIEW HOUSE, 3RD FLOOR	+357 22873760									
PANTELAKIS SECURITIES S.A.				a		a	a	a		
57, ETHNIKIS ANTISTATIS B CHALANDRI	+30 2106965000	210-6929550								
PEGASUS SECURITIES S.A				a			a			
17 , VALAORITOU & AMERIKIS ATHINA	+30 2103670700	+30 210-3670760								
PIRAEUS BANK S.A.				a			a		a	
4, AMERIKIS STR. ATHINA	(210)-3335000	(210)-3335079								
4, AMERIKIS ATHINA	+30 2103335000	210-3335079								
4, AMERIKIS STR ATHINA	(210)-3335918	(210)-3254207								
PIRAEUS SECURITIES S.A.				a		a	a	a		a
10, STADIU ATHINA	+30 2103354100	210-3354170								
PRELIUM INVESTMENT SERVICES S.A.				a			a			
342, KIFISIAS ATHINA	+30 2103677044	+30 210-6926403								
PROCHOICE SECURITIES LTD				a	a					
57, SPYROU KYPRIANOY NICOSIA	+357-24-661192	+357-24-662464								
SHARELINK SECURITIES-FINANCIAL SERVICES LTD				a	a		a			
6 , THEOTOKI MEGARO ELLINA NICOSIA	+357 22554200	+357 22750852								
SOCIETE GENERALE S.A.				a	a		a			
, 17 COURS VALMY 92987 PUTEAUX - LA DEFENSE PARIS	+33 157290504	+33142138697								
SOLIDUS SECURITIES S.A				a			a			a
64, LOUIZIS RIANCOUR ATHINA	+30 2106900600	210-6985421								
ST. EM. LAVRENTAKIS SECURITIES S.A.				a			a			
7-9, SOFOKLEOUS ATHINA	+30 2103213336	+30 210-3246572								
THE CYPRUS INVESTMENT & SECURITIES CORPORATION LTD				a	a					
154, LIMASSOL AVENUE, STROVOLOS NICOSIA	+357 22121700	357 22338800								
UBS LIMITED					a					
1 , FINSBURY AVENUE LONDON	+44 2075687135									

List of Stocks under Market Making operations

Securities	Market Maker	Start Market Making	Stock Category
ADMIE (IPTO) HOLDING S.A. (CR)			Main Market
	PIRAEUS SECURITIES S.A.	29/06/2017	
ALPHA BANK (CR)			Main Market
	ALPHA FINANCE INVESTMENT SERVICES S.A.	29/02/2016	
	EUROBANK EQUITIES INVESTMENT FIRM S.A	24/10/2012	
	HELLENIC-AMERICAN SECURITIES S.A.	06/02/2019	
	LEON DEPOLAS SECURITIES S.A.	04/01/2016	
	MERIT SECURITIES S.A	03/09/2013	
	NATIONAL SECURITIES S.A	15/01/2013	
	PIRAEUS SECURITIES S.A.	28/05/2013	
ALUMIL (CR)			Main Market
	BETA SECURITIES S.A.	18/07/2013	
AS COMPANY SA (CR)			Main Market
	EUROBANK EQUITIES INVESTMENT FIRM S.A	01/04/2019	
ATTICA BANK S.A. (CR)			Main Market
	BETA SECURITIES S.A.	02/06/2014	
	EUROXX SECURITIES S.A.	22/01/2016	
	PIRAEUS SECURITIES S.A.	20/09/2017	
ATTICA HOLDINGS (CR)			Main Market
	HELLENIC-AMERICAN SECURITIES S.A.	28/12/2017	
AUTOHELLAS SA (CR)			Main Market
	EUROXX SECURITIES S.A.	02/07/2018	
BYTE COMPUTER SA (CR)			Main Market
	MERIT SECURITIES S.A	04/08/2013	
CC HBC AG (CR)			Main Market
	EUROBANK EQUITIES INVESTMENT FIRM S.A	23/10/2013	
	NATIONAL SECURITIES S.A	29/04/2013	
	PIRAEUS SECURITIES S.A.	04/05/2015	
CENERGY HOLDINGS (CB)			Main Market
	ALPHA FINANCE INVESTMENT SERVICES S.A.	02/01/2017	
	EUROBANK EQUITIES INVESTMENT FIRM S.A	02/01/2017	
CNL CAPITAL (CR)			Main Market
	MERIT SECURITIES S.A	01/10/2018	
EKTER SA (CR)			Main Market
	EUROBANK EQUITIES INVESTMENT FIRM S.A	16/10/2017	
	LEON DEPOLAS SECURITIES S.A.	21/05/2018	
ELASTRON (CR)			Main Market
	LEON DEPOLAS SECURITIES S.A.	20/02/2017	
ELLAKTOR (CR)			Main Market
	ALPHA FINANCE INVESTMENT SERVICES S.A.	14/03/2019	
	EUROBANK EQUITIES INVESTMENT FIRM S.A	01/06/2013	
	EUROXX SECURITIES S.A.	24/09/2018	
	HELLENIC-AMERICAN SECURITIES S.A.	14/01/2019	
	NATIONAL SECURITIES S.A	25/06/2013	
	PIRAEUS SECURITIES S.A.	22/10/2018	
ELTON SA (CR)			Main Market
	BETA SECURITIES S.A.	03/09/2013	
	LEON DEPOLAS SECURITIES S.A.	01/04/2019	
ELVALHALCOR (CB)			Main Market
	ALPHA FINANCE INVESTMENT SERVICES S.A.	07/05/2018	
	EUROBANK EQUITIES INVESTMENT FIRM S.A	07/05/2018	
EUROBANK ERGASIAS (CR)			Main Market
	ALPHA FINANCE INVESTMENT SERVICES S.A.	08/01/2013	
	EUROBANK EQUITIES INVESTMENT FIRM S.A	01/06/2013	
	HELLENIC-AMERICAN SECURITIES S.A.	25/07/2014	
	MERIT SECURITIES S.A	06/11/2017	
	NATIONAL SECURITIES S.A	01/01/2017	
	PIRAEUS SECURITIES S.A.	28/09/2013	
FOURLIS (CR)			Main Market
	EUROBANK EQUITIES INVESTMENT FIRM S.A	01/12/2016	
	EUROXX SECURITIES S.A.	01/12/2016	
	PIRAEUS SECURITIES S.A.	06/03/2017	
GEK TERNA (CR)			Main Market
	HELLENIC-AMERICAN SECURITIES S.A.	07/09/2015	
GR. SARANTIS S.A. (CR)			Main Market
	ALPHA FINANCE INVESTMENT SERVICES S.A.	19/06/2018	
	BETA SECURITIES S.A.	14/05/2013	
	EUROBANK EQUITIES INVESTMENT FIRM S.A	24/10/2016	

List of Stocks under Market Making operations

Securities	Stock Category
Market Maker	Start Market Making
GRIVALIA PROPERTIES (CR)	Main Market
EUROBANK EQUITIES INVESTMENT FIRM S.A	20/09/2017
HELLENIC EXCHANGES-A.S.E. (CR)	Main Market
NATIONAL SECURITIES S.A	25/06/2013
PIRAEUS SECURITIES S.A.	04/05/2015
HELLENIC PETROLEUM (CR)	Main Market
HELLENIC-AMERICAN SECURITIES S.A.	14/09/2015
PIRAEUS SECURITIES S.A.	20/03/2017
IKTINOS HELLAS SA (CR)	Main Market
ALPHA FINANCE INVESTMENT SERVICES S.A.	01/04/2019
EUROBANK EQUITIES INVESTMENT FIRM S.A	25/02/2019
INTRACOM CONSTR. (CR)	Main Market
MERIT SECURITIES S.A	05/06/2018
INTRACOM HOLDINGS (CR)	Main Market
ALPHA FINANCE INVESTMENT SERVICES S.A.	03/08/2018
LEON DEPOLAS SECURITIES S.A.	08/10/2018
INTRALOT (CR)	Main Market
ALPHA FINANCE INVESTMENT SERVICES S.A.	03/07/2017
BETA SECURITIES S.A.	10/04/2017
EUROBANK EQUITIES INVESTMENT FIRM S.A	18/12/2017
EUROXX SECURITIES S.A.	12/06/2017
HELLENIC-AMERICAN SECURITIES S.A.	30/05/2018
PANTELAKIS SECURITIES S.A.	07/05/2018
PIRAEUS SECURITIES S.A.	28/09/2013
J & P - AVAX SA (CR)	Main Market
EUROBANK EQUITIES INVESTMENT FIRM S.A	14/12/2015
JUMBO SA (CR)	Main Market
MERIT SECURITIES S.A	06/11/2017
PIRAEUS SECURITIES S.A.	06/03/2017
KLOUKINAS - LAPPAS SA (CR)	Main Market
BETA SECURITIES S.A.	22/09/2014
KRI-KRI S.A. (CR)	Main Market
EUROBANK EQUITIES INVESTMENT FIRM S.A	07/05/2018
LEON DEPOLAS SECURITIES S.A.	16/01/2017
LAMDA DEVELOPMENT SA (CR)	Main Market
EUROBANK EQUITIES INVESTMENT FIRM S.A	08/12/2014
PANTELAKIS SECURITIES S.A.	06/11/2017
PIRAEUS SECURITIES S.A.	29/06/2017
LAMPSA HOTEL SA (CR)	Main Market
LEON DEPOLAS SECURITIES S.A.	16/01/2017
MARFIN INVESTMENT GROUP (CR)	Main Market
PIRAEUS SECURITIES S.A.	02/02/2013
MLS MULTIMEDIA SA (CR)	Main Market
HELLENIC-AMERICAN SECURITIES S.A.	07/12/2015
MOTOR OIL (CR)	Main Market
HELLENIC-AMERICAN SECURITIES S.A.	01/09/2014
LEON DEPOLAS SECURITIES S.A.	01/04/2019
MERIT SECURITIES S.A	25/02/2019
NATIONAL SECURITIES S.A	17/02/2014
PIRAEUS SECURITIES S.A.	04/05/2015
MYTILINEOS HOLDINGS (CR)	Main Market
ALPHA FINANCE INVESTMENT SERVICES S.A.	15/04/2019
EUROBANK EQUITIES INVESTMENT FIRM S.A	20/09/2017
MERIT SECURITIES S.A	25/02/2019
NATIONAL SECURITIES S.A	25/06/2013
PIRAEUS SECURITIES S.A.	04/05/2015
NATIONAL BANK (CR)	Main Market
ALPHA FINANCE INVESTMENT SERVICES S.A.	08/01/2013
EUROBANK EQUITIES INVESTMENT FIRM S.A	24/10/2012
HELLENIC-AMERICAN SECURITIES S.A.	25/07/2014
LEON DEPOLAS SECURITIES S.A.	20/04/2015
MERIT SECURITIES S.A	03/09/2013
NATIONAL SECURITIES S.A	28/02/2013
PIRAEUS SECURITIES S.A.	08/09/2013

List of Stocks under Market Making operations

Securities	Market Maker	Start Market Making	Stock Category
OPAP (CR)			
	ALPHA FINANCE INVESTMENT SERVICES S.A.	08/01/2013	Main Market
	EUROBANK EQUITIES INVESTMENT FIRM S.A	24/10/2012	
	HELLENIC-AMERICAN SECURITIES S.A.	25/07/2014	
	MERIT SECURITIES S.A	20/03/2017	
	NATIONAL SECURITIES S.A	15/01/2013	
	PIRAEUS SECURITIES S.A.	04/05/2015	
OTE (CR)			
	ALPHA FINANCE INVESTMENT SERVICES S.A.	08/01/2013	Main Market
	EUROBANK EQUITIES INVESTMENT FIRM S.A	24/10/2012	
	HELLENIC-AMERICAN SECURITIES S.A.	25/07/2014	
	LEON DEPOLAS SECURITIES S.A.	01/04/2019	
	MERIT SECURITIES S.A	20/03/2017	
	NATIONAL SECURITIES S.A	01/12/2012	
	PIRAEUS SECURITIES S.A.	08/09/2013	
P.P.A. S.A. (CR)			
	EUROBANK EQUITIES INVESTMENT FIRM S.A	06/02/2019	Main Market
PAPOUTSANIS (CR)			
	ALPHA FINANCE INVESTMENT SERVICES S.A.	19/11/2018	Main Market
	BETA SECURITIES S.A.	25/11/2013	
PETROPOULOS PETROS (CR)			
	BETA SECURITIES S.A.	28/05/2013	Main Market
	EUROBANK EQUITIES INVESTMENT FIRM S.A	01/04/2019	
PIRAEUS BANK (CR)			
	ALPHA FINANCE INVESTMENT SERVICES S.A.	15/04/2019	Main Market
	EUROBANK EQUITIES INVESTMENT FIRM S.A	23/10/2012	
	EUROXX SECURITIES S.A.	15/02/2016	
	HELLENIC-AMERICAN SECURITIES S.A.	14/01/2019	
	MERIT SECURITIES S.A	16/09/2013	
	NATIONAL SECURITIES S.A	02/06/2013	
	PIRAEUS SECURITIES S.A.	16/02/2013	
PLAISIO COMPUTERS SA (CR)			
	BETA SECURITIES S.A.	05/05/2014	Main Market
	EUROBANK EQUITIES INVESTMENT FIRM S.A	02/03/2015	
PPC (CR)			
	ALPHA FINANCE INVESTMENT SERVICES S.A.	23/07/2018	Main Market
	ALPHA FINANCE INVESTMENT SERVICES S.A.	08/01/2013	
	EUROBANK EQUITIES INVESTMENT FIRM S.A	23/10/2012	
	MERIT SECURITIES S.A	06/11/2017	
	NATIONAL SECURITIES S.A	26/03/2013	
	PIRAEUS SECURITIES S.A.	28/09/2013	
QUALITY & RELIABILITY SA (CR)			
	BETA SECURITIES S.A.	20/08/2014	Main Market
QUEST HOLDINGS (CR)			
	BETA SECURITIES S.A.	26/03/2018	Main Market
	EUROBANK EQUITIES INVESTMENT FIRM S.A	28/01/2019	
S.KANAKIS SA (CR)			
	BETA SECURITIES S.A.	01/10/2013	Main Market
THRACE PLASTICS SA (CR)			
	ALPHA FINANCE INVESTMENT SERVICES S.A.	26/03/2018	Main Market
	EUROBANK EQUITIES INVESTMENT FIRM S.A	26/03/2018	
TITAN CEMENT (CR)			
	EUROBANK EQUITIES INVESTMENT FIRM S.A	12/03/2019	Main Market
	NATIONAL SECURITIES S.A	17/02/2014	
	PANTELAKIS SECURITIES S.A.	14/03/2019	
	PIRAEUS SECURITIES S.A.	04/05/2015	
VIOHALCO SA/IV (CB)			
	ALPHA FINANCE INVESTMENT SERVICES S.A.	17/02/2014	Main Market
	EUROBANK EQUITIES INVESTMENT FIRM S.A	01/01/2017	
	MERIT SECURITIES S.A	17/03/2014	

Underlying Asset				Derivatives Market													
Price max	Price min	Closing price	change	Delivery Month	Open price	Price max	Price min	Last price	Closing price	Last Bid	Last Ask	Fixing price*	Life high	Life low	Trades	Volume	Open Interest
FTSE/Athex Large Cap																	
2,005.28	1,966.52	2,001.48	-0.19%	May 2019	2,002.50	2,005.00	1,972.50	2,003.00	2,003.00	---	---	---	2,020.00	---	254	1,327	7,279
				June 2019	2,000.00	2,006.00	1,970.00	1,988.25	1,988.25	---	---	---	2,015.00	---	14	36	197
				July 2019	---	---	---	---	2,015.00	---	---	---	---	---	---	---	---
				September 2019	---	---	---	---	2,022.00	---	---	---	---	---	---	---	---
				December 2019	---	---	---	---	2,032.25	---	---	---	---	---	---	---	---
				March 2020	---	---	---	---	2,042.25	---	---	---	---	---	---	---	---

(Trade Unit: 1 Index Point x 2E, Cash Settlement)

Derivatives notes

Fixing prices and final open positions can be retrieved from the following path <http://www.helex.gr/el/web/guest/statistics-end-of-day-derivatives>

Underlying Asset				Derivatives Market													
Price max	Price min	Closing price	change	Delivery Month	Open price	Price max	Price min	Last price	Closing price	Last Bid	Last Ask	Fixing price*	Life high	Life low	Trades	Volume	Open Interest
ADMIE (IPTO) HOLDING S.A. (CR)																	
(Contract Size: 100 Securities, Physical Delivery)																	
1.79	1.7	1.74	-1.58%	June 2019	1.77	1.78	1.71	1.74	1.74	---	---	---	1.88	---	51	205	6,015
				September 2019	---	---	---	---	1.78	---	---	---	---	---	---	---	---
				December 2019	---	---	---	---	1.79	---	---	---	---	---	---	---	---
				March 2020	---	---	---	---	1.80	---	---	---	---	---	---	---	---
ALPHA BANK (CR)																	
(Contract Size: 100 Securities, Physical Delivery)																	
1.46	1.352	1.435	-0.69%	June 2019	1.44	1.46	1.35	1.42	1.42	---	---	---	1.54	---	437	8,889	47,117
				September 2019	1.41	1.41	1.41	1.41	1.41	---	---	---	1.41	---	2	2	---
				December 2019	---	---	---	---	1.46	---	---	---	---	---	---	---	---
				March 2020	---	---	---	---	1.47	---	---	---	---	---	---	---	---
ATTICA BANK S.A. (CR)																	
(Contract Size: 100 Securities, Physical Delivery)																	
0.2235	0.2	0.22	0.00%	June 2019	0.219	0.220	0.208	0.220	0.220	---	---	---	0.239	---	8	220	4,315
				September 2019	---	---	---	---	0.222	---	---	---	---	---	---	---	---
				December 2019	---	---	---	---	0.223	---	---	---	---	---	---	---	---
				March 2020	---	---	---	---	0.224	---	---	---	---	---	---	---	---
CC HBC AG (CR)																	
(Contract Size: 100 Securities, Physical Delivery)																	
31.94	31.58	31.94	-0.28%	June 2019	31.54	31.90	31.54	31.90	31.90	---	---	---	31.97	---	11	27	269
				September 2019	---	---	---	---	32.30	---	---	---	---	---	---	---	---
				December 2019	---	---	---	---	32.46	---	---	---	---	---	---	---	---
				March 2020	---	---	---	---	32.62	---	---	---	---	---	---	---	---
CENERGY HOLDINGS (CB)																	
(Contract Size: 100 Securities, Physical Delivery)																	
1.316	1.25	1.286	-0.62%	June 2019	1.29	1.29	1.24	1.27	1.27	---	---	---	1.38	---	72	434	8,063
				September 2019	---	---	---	---	1.30	---	---	---	---	---	---	---	---
				December 2019	---	---	---	---	1.31	---	---	---	---	---	---	---	---
				March 2020	---	---	---	---	1.32	---	---	---	---	---	---	---	---
ELLAKTOR (CR)																	
(Contract Size: 100 Securities, Physical Delivery)																	
1.748	1.63	1.704	-2.63%	June 2019	1.74	1.74	1.64	1.70	1.70	---	---	---	1.80	---	102	797	9,912
				September 2019	1.71	1.71	1.71	1.71	1.71	---	---	---	1.81	---	1	3	5
				December 2019	---	---	---	---	1.77	---	---	---	---	---	---	---	---
				March 2020	---	---	---	---	1.78	---	---	---	---	---	---	---	---
EUROBANK ERGASIAS (CR)																	
(Contract Size: 100 Securities, Physical Delivery)																	
0.746	0.675	0.737	-0.34%	June 2019	0.735	0.747	0.690	0.730	0.730	---	---	---	0.763	---	299	8,113	74,032
				September 2019	0.740	0.740	0.733	0.733	0.733	---	---	---	0.750	---	2	6	150
				December 2019	---	---	---	---	0.749	---	---	---	---	---	---	---	---
				March 2020	---	---	---	---	0.753	---	---	---	---	---	---	---	---

Derivatives notes

Fixing prices and final open positions can be retrieved from the following path <http://www.helex.gr/el/web/guest/statistics-end-of-day-derivatives>

Underlying Asset				Derivatives Market													
Price max	Price min	Closing price	change	Delivery Month	Open price	Price max	Price min	Last price	Closing price	Last Bid	Last Ask	Fixing price*	Life high	Life low	Trades	Volume	Open Interest
EYDAP S.A. (CR)				(Contract Size: 100 Securities, Physical Delivery)													
6.09	5.9	6.01	-1.48%	June 2019	6.03	6.03	5.92	5.97	5.97	---	---	---	6.15	---	5	16	537
				September 2019	---	---	---	---	6.15	---	---	---	---	---	---	---	---
				December 2019	---	---	---	---	6.18	---	---	---	---	---	---	---	---
				March 2020	---	---	---	---	6.21	---	---	---	---	---	---	---	---
FOURLIS (CR)				(Contract Size: 100 Securities, Physical Delivery)													
5.57	5.37	5.4	-2.35%	June 2019	5.50	5.50	5.43	5.43	5.43	---	---	---	5.64	---	4	25	96
				September 2019	---	---	---	---	5.58	---	---	---	---	---	---	---	---
				December 2019	---	---	---	---	5.60	---	---	---	---	---	---	---	---
				March 2020	---	---	---	---	5.63	---	---	---	---	---	---	---	---
GEK TERNA (CR)				(Contract Size: 100 Securities, Physical Delivery)													
5.23	5.08	5.19	-0.19%	June 2019	5.16	5.18	5.11	5.11	5.11	---	---	---	5.48	---	29	277	7,298
				September 2019	5.13	5.19	5.13	5.19	5.19	---	---	---	5.19	---	2	10	1
				December 2019	---	---	---	---	5.27	---	---	---	---	---	---	---	---
				March 2020	---	---	---	---	5.30	---	---	---	---	---	---	---	---
HELLENIC EXCHANGES-A.S.E. (CR)				(Contract Size: 100 Securities, Physical Delivery)													
4.44	4.365	4.4	-0.90%	June 2019	4.41	4.41	4.33	4.40	4.40	---	---	---	4.80	---	19	94	3,857
				September 2019	4.33	4.40	4.33	4.40	4.40	---	---	---	4.40	---	4	24	---
				December 2019	---	---	---	---	4.50	---	---	---	---	---	---	---	---
				March 2020	---	---	---	---	4.52	---	---	---	---	---	---	---	---
HELLENIC PETROLEUM (CR)				(Contract Size: 100 Securities, Physical Delivery)													
8.49	8.26	8.43	-0.94%	June 2019	8.46	8.50	8.30	8.44	8.44	---	---	---	8.77	---	31	186	2,505
				September 2019	---	---	---	---	8.58	---	---	---	---	---	---	---	---
				December 2019	---	---	---	---	8.62	---	---	---	---	---	---	---	---
				March 2020	---	---	---	---	8.67	---	---	---	---	---	---	---	---
INTRACOM HOLDINGS (CR)				(Contract Size: 100 Securities, Physical Delivery)													
0.95	0.87	0.922	-3.25%	June 2019	0.974	0.974	0.880	0.930	0.930	---	---	---	1.12	---	37	175	4,289
				September 2019	0.935	0.935	0.930	0.930	0.930	---	---	---	1.09	---	2	11	8
				December 2019	---	---	---	---	0.966	---	---	---	---	---	---	---	---
				March 2020	---	---	---	---	0.971	---	---	---	---	---	---	---	---
INTRALOT (CR)				(Contract Size: 100 Securities, Physical Delivery)													
0.48	0.435	0.4555	-3.90%	June 2019	0.466	0.466	0.434	0.452	0.452	---	---	---	0.575	---	54	738	5,449
				September 2019	---	---	---	---	0.478	---	---	---	0.530	---	---	---	3
				December 2019	---	---	---	---	0.480	---	---	---	---	---	---	---	---
				March 2020	---	---	---	---	0.483	---	---	---	---	---	---	---	---

Derivatives notes

Fixing prices and final open positions can be retrieved from the following path <http://www.helex.gr/el/web/guest/statistics-end-of-day-derivatives>

Underlying Asset				Derivatives Market													
Price max	Price min	Closing price	change	Delivery Month	Open price	Price max	Price min	Last price	Closing price	Last Bid	Last Ask	Fixing price*	Life high	Life low	Trades	Volume	Open Interest
JUMBO SA (CR)				(Contract Size: 100 Securities, Physical Delivery)													
16.25	15.7	16.2	2.02%	June 2019	15.65	16.10	15.57	16.05	16.05	---	---	---	16.10	---	51	121	669
				September 2019	---	---	---	---	16.01	---	---	---	---	---	---	---	---
				December 2019	---	---	---	---	16.09	---	---	---	---	---	---	---	---
				March 2020	---	---	---	---	16.17	---	---	---	---	---	---	---	---
LAMDA DEVELOPMENT SA (CR)				(Contract Size: 100 Securities, Physical Delivery)													
6.82	6.69	6.75	-0.59%	June 2019	6.79	6.84	6.72	6.77	6.77	---	---	---	6.98	---	19	83	2,712
				September 2019	---	---	---	---	6.85	---	---	---	---	---	---	---	---
				December 2019	---	---	---	---	6.88	---	---	---	---	---	---	---	---
				March 2020	---	---	---	---	6.92	---	---	---	---	---	---	---	---
MARFIN INVESTMENT GROUP (CR)				(Contract Size: 100 Securities, Physical Delivery)													
0.087	0.08	0.0855	0.47%	June 2019	0.085	0.087	0.082	0.085	0.085	---	---	---	0.100	---	163	2,004	75,284
				September 2019	---	---	---	---	0.086	---	---	---	---	---	---	---	---
				December 2019	---	---	---	---	0.086	---	---	---	---	---	---	---	---
				March 2020	---	---	---	---	0.087	---	---	---	---	---	---	---	---
MOTOR OIL (CR)				(Contract Size: 100 Securities, Physical Delivery)													
22.16	21.68	22.16	2.03%	June 2019	21.69	22.10	21.62	22.10	22.10	---	---	---	22.10	---	13	68	178
				September 2019	---	---	---	---	21.90	---	---	---	---	---	---	---	---
				December 2019	---	---	---	---	22.01	---	---	---	---	---	---	---	---
				March 2020	---	---	---	---	22.12	---	---	---	---	---	---	---	---
MYTILINEOS HOLDINGS (CR)				(Contract Size: 100 Securities, Physical Delivery)													
9.61	9.36	9.5	-0.63%	June 2019	9.57	9.57	9.37	9.48	9.48	---	---	---	9.81	---	126	461	9,719
				September 2019	---	---	---	---	9.64	---	---	---	---	---	---	---	---
				December 2019	---	---	---	---	9.69	---	---	---	---	---	---	---	---
				March 2020	---	---	---	---	9.74	---	---	---	---	---	---	---	---
NATIONAL BANK (CR)				(Contract Size: 100 Securities, Physical Delivery)													
2.003	1.85	1.98	0.79%	June 2019	1.98	2.01	1.84	1.98	1.98	---	---	---	2.03	---	549	9,310	53,461
				September 2019	1.89	1.89	1.89	1.89	1.89	---	---	---	1.95	---	1	1	120
				December 2019	---	---	---	---	1.99	---	---	---	---	---	---	---	---
				March 2020	---	---	---	---	2.00	---	---	---	---	---	---	---	---
OPAP (CR)				(Contract Size: 100 Securities, Physical Delivery)													
9.415	9.25	9.38	0.00%	June 2019	9.41	9.44	9.31	9.38	9.38	---	---	---	9.49	---	57	236	4,119
				September 2019	---	---	---	---	9.46	---	---	---	9.20	---	---	---	11
				December 2019	---	---	---	---	9.51	---	---	---	---	---	---	---	---
				March 2020	---	---	---	---	9.55	---	---	---	---	---	---	---	---

Derivatives notes

Fixing prices and final open positions can be retrieved from the following path <http://www.helex.gr/el/web/guest/statistics-end-of-day-derivatives>

Underlying Asset				Derivatives Market													
Price max	Price min	Closing price	change	Delivery Month	Open price	Price max	Price min	Last price	Closing price	Last Bid	Last Ask	Fixing price*	Life high	Life low	Trades	Volume	Open Interest
OTE (CR)																	
(Contract Size: 100 Securities, Physical Delivery)																	
12.32	12.13	12.25	0.08%	June 2019	12.22	12.32	12.16	12.22	12.22	---	---	---	12.68	---	26	176	2,796
---	---	---	---	September 2019	---	---	---	---	12.34	---	---	---	---	---	---	---	---
---	---	---	---	December 2019	---	---	---	---	12.40	---	---	---	---	---	---	---	---
---	---	---	---	March 2020	---	---	---	---	12.47	---	---	---	---	---	---	---	---
P.P.A. S.A. (CR)																	
(Contract Size: 100 Securities, Physical Delivery)																	
20	19.5	20	0.50%	June 2019	19.85	19.85	19.63	19.72	19.72	---	---	---	19.85	---	13	18	579
---	---	---	---	September 2019	---	---	---	---	20.07	---	---	---	---	---	---	---	---
---	---	---	---	December 2019	---	---	---	---	20.17	---	---	---	---	---	---	---	---
---	---	---	---	March 2020	---	---	---	---	20.27	---	---	---	---	---	---	---	---
PIRAEUS BANK (CR)																	
(Contract Size: 100 Securities, Physical Delivery)																	
1.877	1.713	1.811	-2.37%	June 2019	1.85	1.88	1.73	1.82	1.82	---	---	---	1.90	---	639	8,526	29,178
---	---	---	---	September 2019	---	---	---	---	1.87	---	---	---	1.44	---	---	---	90
---	---	---	---	December 2019	---	---	---	---	1.88	---	---	---	---	---	---	---	---
---	---	---	---	March 2020	---	---	---	---	1.89	---	---	---	---	---	---	---	---
PPC (CR)																	
(Contract Size: 100 Securities, Physical Delivery)																	
1.54	1.201	1.3	-17.93%	June 2019	1.56	1.56	1.17	1.30	1.30	---	---	---	1.86	---	925	8,191	18,574
---	---	---	---	September 2019	1.47	1.47	1.23	1.38	1.38	---	---	---	1.86	---	9	48	27
---	---	---	---	December 2019	---	---	---	---	1.61	---	---	---	---	---	---	---	---
---	---	---	---	March 2020	---	---	---	---	1.61	---	---	---	---	---	---	---	---
TERNA ENERGY (CR)																	
(Contract Size: 106 Securities, Physical Delivery)																	
7.04	6.85	6.9	-0.14%	June 2019	6.95	6.95	6.85	6.89	6.89	---	---	---	6.95	---	23	201	4,197
---	---	---	---	September 2019	---	---	---	---	6.97	---	---	---	---	---	---	---	---
---	---	---	---	December 2019	---	---	---	---	7.00	---	---	---	---	---	---	---	---
---	---	---	---	March 2020	---	---	---	---	7.04	---	---	---	---	---	---	---	---
TITAN CEMENT (CR)																	
(Contract Size: 100 Securities, Physical Delivery)																	
18.98	18.8	18.98	0.10%	June 2019	18.85	18.88	18.85	18.88	18.88	---	---	---	19.70	---	2	2	300
---	---	---	---	September 2019	---	---	---	---	19.12	---	---	---	---	---	---	---	---
---	---	---	---	December 2019	---	---	---	---	19.21	---	---	---	---	---	---	---	---
---	---	---	---	March 2020	---	---	---	---	19.31	---	---	---	---	---	---	---	---
VIOHALCO SA/NV (CB)																	
(Contract Size: 100 Securities, Physical Delivery)																	
3.37	3.18	3.265	-1.81%	June 2019	3.33	3.34	3.18	3.25	3.25	---	---	---	3.52	---	119	699	6,365
---	---	---	---	September 2019	---	---	---	---	3.35	---	---	---	---	---	---	---	---
---	---	---	---	December 2019	---	---	---	---	3.37	---	---	---	---	---	---	---	---
---	---	---	---	March 2020	---	---	---	---	3.39	---	---	---	---	---	---	---	---

Derivatives notes

Fixing prices and final open positions can be retrieved from the following path <http://www.helex.gr/el/web/guest/statistics-end-of-day-derivatives>

FTSE/Athex Large Cap

(Trade Unit: 1 Index Point x 2€ - Exercise Style: European, Cash Settlement)

Call Options														Put Options																							
May 2019							June 2019							Other Months		May 2019							June 2019							Other Months		Exer- cise Price					
Open price	Price max	Price min	Last price	Closing price	Volume	Open Interest	Open price	Price max	Price min	Last price	Closing price	Volume	Open Interest	Volume	Open Interest	Open price	Price max	Price min	Last price	Closing price	Volume	Open Interest	Open price	Price max	Price min	Last price	Closing price	Volume	Open Interest	Volume	Open Interest						
1,425	-	-	-	-	-	-	0.00	0.00	0.00	-	585.00	-	-	-	-	-	-	-	-	-	-	-	0.00	0.00	0.00	-	0.01	-	-	-	-	1,425					
1,450	-	-	-	-	-	-	0.00	0.00	0.00	-	560.00	-	-	-	-	-	-	-	-	-	-	-	0.00	0.00	0.00	-	0.01	-	-	-	-	1,450					
1,475	-	-	-	-	-	-	0.00	0.00	0.00	-	535.00	-	-	-	-	-	-	-	-	-	-	-	0.00	0.00	0.00	-	0.01	-	-	-	-	1,475					
1,500	-	-	-	-	-	-	0.00	0.00	0.00	-	511.00	-	-	-	-	-	-	-	-	-	-	-	0.00	0.00	0.00	-	0.01	-	-	-	-	1,500					
1,525	-	-	-	-	-	-	0.00	0.00	0.00	-	486.00	-	-	-	-	-	-	-	-	-	-	-	0.00	0.00	0.00	-	0.02	-	-	-	-	1,525					
1,550	-	-	-	-	-	-	0.00	0.00	0.00	-	461.00	-	-	-	-	-	-	-	-	-	-	-	0.00	0.00	0.00	-	0.01	-	-	-	-	1,550					
1,575	-	-	-	-	-	-	0.00	0.00	0.00	-	436.00	-	-	-	-	-	-	-	-	-	-	-	0.00	0.00	0.00	-	0.01	-	-	-	-	1,575					
1,600	0.00	0.00	0.00	-	414.00	-	-	0.00	0.00	0.00	-	411.00	-	-	-	-	-	-	-	-	-	-	0.00	0.00	0.00	-	0.01	-	-	-	-	1,600					
1,625	0.00	0.00	0.00	-	389.00	-	-	0.00	0.00	0.00	-	386.00	-	-	-	-	-	-	-	-	-	-	0.00	0.00	0.00	-	0.01	-	-	-	-	1,625					
1,650	0.00	0.00	0.00	-	364.00	-	-	0.00	0.00	0.00	-	361.00	-	-	-	-	-	-	-	-	-	-	0.00	0.00	0.00	-	0.01	-	-	-	-	1,650					
1,675	0.00	0.00	0.00	-	339.00	-	-	0.00	0.00	0.00	-	336.00	-	-	-	-	-	-	-	-	-	-	0.00	0.00	0.00	-	0.01	-	-	-	-	1,675					
1,700	0.00	0.00	0.00	-	314.00	-	-	0.00	0.00	0.00	-	311.00	-	-	-	-	-	-	-	-	-	-	0.00	0.00	0.00	-	0.01	-	-	-	-	1,700					
1,725	0.00	0.00	0.00	-	289.00	-	-	0.00	0.00	0.00	-	286.00	-	-	-	-	-	-	-	-	-	-	0.00	0.00	0.00	-	0.02	-	-	-	-	1,725					
1,750	0.00	0.00	0.00	-	264.00	-	-	0.00	0.00	0.00	-	261.00	-	-	-	-	-	-	-	-	-	-	0.00	0.00	0.00	-	0.05	-	-	-	-	1,750					
1,775	0.00	0.00	0.00	-	239.00	-	-	0.00	0.00	0.00	-	237.00	-	-	-	-	-	-	-	-	-	-	0.00	0.00	0.00	-	0.13	-	-	-	-	1,775					
1,800	0.00	0.00	0.00	-	214.00	-	-	0.00	0.00	0.00	-	212.00	-	-	-	-	-	-	-	-	-	-	0.00	0.00	0.00	-	0.32	-	-	-	-	1,800					
1,825	0.00	0.00	0.00	-	189.00	-	20	0.00	0.00	0.00	-	187.00	-	-	-	-	-	-	-	-	-	-	0.00	0.00	0.00	-	0.72	-	-	-	-	1,825					
1,850	0.00	0.00	0.00	-	164.00	-	40	0.00	0.00	0.00	-	163.00	-	-	-	-	-	-	-	-	-	-	0.00	0.00	0.00	-	1.50	-	-	-	-	1,850					
1,875	0.00	0.00	0.00	-	140.00	-	81	0.00	0.00	0.00	-	140.00	-	-	-	-	-	-	-	-	-	-	0.00	0.00	0.00	-	2.90	-	-	-	-	1,875					
1,900	0.00	0.00	0.00	-	115.00	-	80	0.00	0.00	0.00	-	117.00	-	-	-	-	-	-	-	-	-	-	0.00	0.00	0.00	-	5.30	-	-	-	-	1,900					
1,925	0.00	0.00	0.00	-	91.50	-	103	0.00	0.00	0.00	-	96.00	-	-	-	-	-	-	-	-	-	-	0.00	0.00	0.00	-	9.10	-	-	-	-	1,925					
1,950	0.00	0.00	0.00	-	69.00	-	62	0.00	0.00	0.00	-	76.50	-	4	-	-	-	-	-	-	-	-	8.00	0.00	8.00	8.00	8.00	50	204	19.00	19.00	19.00	19.00	19.00	20	-	1,950
1,975	28.75	28.75	28.75	28.75	28.75	1	185	0.00	0.00	0.00	-	59.50	-	-	-	-	-	-	-	-	-	-	0.00	28.75	0.00	-	9.90	-	246	23.50	25.75	23.50	25.75	25.75	40	60	1,975
2,000	20.00	21.75	15.50	21.75	21.75	52	105	34.00	34.00	33.50	33.50	33.50	2	2	-	-	-	-	-	-	-	-	33.00	21.75	24.00	27.00	27.00	71	65	35.00	35.00	35.00	35.00	35.00	20	40	2,000
2,050	0.00	0.00	0.00	-	11.50	-	11	0.00	0.00	0.00	-	23.00	-	46	-	-	-	-	-	-	-	-	76.00	0.00	76.00	76.00	76.00	10	60	0.00	0.00	0.00	-	60.50	-	20	2,050
2,100	0.00	0.00	0.00	-	2.70	-	4	0.00	0.00	0.00	-	10.00	-	-	-	-	-	-	-	-	-	-	0.00	0.00	0.00	-	88.00	-	-	-	-	-	97.50	-	-	2,100	
2,150	0.00	0.00	0.00	-	0.44	-	-	0.00	0.00	0.00	-	3.80	-	-	-	-	-	-	-	-	-	-	0.00	0.00	0.00	-	136.00	-	-	-	-	-	141.00	-	-	2,150	
2,200	0.00	0.00	0.00	-	0.05	-	-	0.00	0.00	0.00	-	1.30	-	-	-	-	-	-	-	-	-	-	0.00	0.00	0.00	-	185.00	-	-	-	-	-	188.00	-	-	2,200	
2,250	0.00	0.00	0.00	-	0.01	-	-	0.00	0.00	0.00	-	0.35	-	-	-	-	-	-	-	-	-	-	0.00	0.00	0.00	-	235.00	-	-	-	-	-	237.00	-	-	2,250	
2,300	-	-	-	-	-	-	-	0.00	0.00	0.00	-	0.08	-	-	-	-	-	-	-	-	-	-	0.00	0.00	0.00	-	287.00	-	-	-	-	-	-	-	-	2,300	
Totals:						53		691					2		52																						
Number of Trades:						5							2		0																						

ALPHA BANK (CR)

(Contract Size: 100 Securities, Exercise Style: American, Physical Delivery)

Call Options																Put Options																	
Exercise Price	May 2019							June 2019							Other Months		May 2019							June 2019							Other Months		Exercise Price
	Open price	Price max	Price min	Last price	Closing price	Volume	Open Interest	Open price	Price max	Price min	Last price	Closing price	Volume	Open Interest	Volume	Open Interest	Open price	Price max	Price min	Last price	Closing price	Volume	Open Interest	Open price	Price max	Price min	Last price	Closing price	Volume	Open Interest	Volume	Open Interest	
0.600						-	-	0.000	0.000	0.000		0.852	-	-								-	-	0.000	0.000	0.000		0.001	-	-			0.006
0.650						-	-	0.000	0.000	0.000		0.802	-	-								-	-	0.000	0.000	0.000		0.001	-	-			0.007
0.700						-	-	0.000	0.000	0.000		0.752	-	-								-	-	0.000	0.000	0.000		0.001	-	-			0.007
0.750	0.000	0.000	0.000		0.701	-	-	0.000	0.000	0.000		0.702	-	-			0.000	0.000	0.000		0.001	-	-	0.000	0.000	0.000		0.001	-	-			0.008
0.800	0.000	0.000	0.000		0.651	-	-	0.000	0.000	0.000		0.653	-	-			0.000	0.000	0.000		0.001	-	-	0.000	0.000	0.000		0.002	-	-			0.008
0.850	0.000	0.000	0.000		0.601	-	-	0.000	0.000	0.000		0.603	-	-			0.000	0.000	0.000		0.001	-	-	0.000	0.000	0.000		0.001	-	-			0.009
0.900	0.000	0.000	0.000		0.551	-	-	0.000	0.000	0.000		0.554	-	-			0.000	0.000	0.000		0.001	-	-	0.000	0.000	0.000		0.001	-	-			0.009
0.950	0.000	0.000	0.000		0.502	-	-	0.000	0.000	0.000		0.505	-	-			0.000	0.000	0.000		0.001	-	-	0.000	0.000	0.000		0.001	-	-			0.010
1.000	0.000	0.000	0.000		0.452	-	-	0.000	0.000	0.000		0.456	-	-			0.000	0.000	0.000		0.001	-	-	0.000	0.000	0.000		0.003	-	-			0.010
1.100	0.000	0.000	0.000		0.356	-	-	0.000	0.000	0.000		0.363	-	-			0.000	0.000	0.000		0.005	-	-	0.000	0.000	0.000		0.009	-	-			0.011
1.200	0.000	0.000	0.000		0.266	-	-	0.000	0.000	0.000		0.278	-	-			0.000	0.000	0.000		0.015	-	-	0.000	0.000	0.000		0.024	-	-			0.012
1.300	0.000	0.000	0.000		0.188	-	-	0.000	0.000	0.000		0.203	-	-			0.000	0.000	0.000		0.037	-	-	0.000	0.000	0.000		0.049	-	-			0.013
1.400	0.000	0.000	0.000		0.125	-	60	0.000	0.000	0.000		0.144	-	-			0.000	0.000	0.000		0.073	-	-	0.000	0.000	0.000		0.089	-	-			0.014
1.500	0.000	0.000	0.000		0.078	-	20	0.000	0.000	0.000		0.097	-	-			0.000	0.000	0.000		0.127	-	-	0.000	0.000	0.000		0.143	-	-			0.015
1.600	0.000	0.000	0.000		0.046	-	-	0.000	0.000	0.000		0.063	-	-			0.000	0.000	0.000		0.194	-	-	0.000	0.000	0.000		0.209	-	-			0.016
1.700	0.000	0.000	0.000		0.026	-	-	0.000	0.000	0.000		0.039	-	10			0.000	0.000	0.000		0.274	-	-	0.000	0.000	0.000		0.285	-	-			0.017
1.800	0.000	0.000	0.000		0.014	-	-	0.000	0.000	0.000		0.024	-	-			0.000	0.000	0.000		0.362	-	-	0.000	0.000	0.000		0.370	-	-			0.018
1.900	0.000	0.000	0.000		0.007	-	-	0.000	0.000	0.000		0.014	-	-			0.000	0.000	0.000		0.455	-	-	0.000	0.000	0.000		0.460	-	-			0.019
2.000	0.000	0.000	0.000		0.003	-	-	0.000	0.000	0.000		0.008	-	-			0.000	0.000	0.000		0.552	-	-	0.000	0.000	0.000		0.555	-	-			0.020
2.200						-	-	0.000	0.000	0.000		0.003	-	-								-	-	0.000	0.000	0.000		0.750	-	-			0.022
2.400						-	-	0.000	0.000	0.000		0.001	-	-								-	-	0.000	0.000	0.000		0.950	-	-			0.024
2.600						-	-	0.000	0.000	0.000		0.001	-	-								-	-	0.000	0.000	0.000		1.15	-	-			0.026
2.800						-	-	0.000	0.000	0.000		0.001	-	-								-	-	0.000	0.000	0.000		1.35	-	-			0.028
3.000						-	-	0.000	0.000	0.000		0.002	-	-								-	-	0.000	0.000	0.000		1.55	-	-			0.030
Totals:						0	80					0	10	0	0						0	0					0	0	0	0			
Number of Trades:						0						0		0								0.00					0		0				

NATIONAL BANK (CR)

(Contract Size: 100 Securities, Exercise Style: American, Physical Delivery)

Call Options														Put Options																				
May 2019							June 2019							Other Months		May 2019							June 2019							Other Months		Exercise Price		
Open price	Price max	Price min	Last price	Closing price	Volume	Open Interest	Open price	Price max	Price min	Last price	Closing price	Volume	Open Interest	Volume	Open Interest	Open price	Price max	Price min	Last price	Closing price	Volume	Open Interest	Open price	Price max	Price min	Last price	Closing price	Volume	Open Interest	Volume	Open Interest			
0.050					-	-	0.000	0.000	0.000		1.91	-	-			-	-	0.000	0.000	0.000		0.003	-	-								0.001		
0.100					-	-	0.000	0.000	0.000		1.86	-	-			-	-	0.000	0.000	0.000		0.053	-	-								0.001		
0.150					-	-	0.000	0.000	0.000		1.81	-	-			-	-	0.000	0.000	0.000		0.191	-	-								0.002		
0.200					-	-	0.000	0.000	0.000		1.76	-	-			-	-	0.000	0.000	0.000		0.408	-	-								0.002		
0.250					-	-	0.000	0.000	0.000		1.71	-	-			-	-	0.000	0.000	0.000		0.700	-	-								0.003		
0.300					-	-	0.000	0.000	0.000		1.66	-	-			-	-	0.000	0.000	0.000		0.001	-	-								0.003		
0.350					-	-	0.000	0.000	0.000		1.61	-	-			-	-	0.000	0.000	0.000		0.002	-	-								0.004		
0.400					-	-	0.000	0.000	0.000		1.56	-	-			-	-	0.000	0.000	0.000		0.005	-	-								0.004		
0.450					-	-	0.000	0.000	0.000		1.51	-	-			-	-	0.000	0.000	0.000		0.001	-	-								0.005		
0.500					-	-	0.000	0.000	0.000		1.46	-	-			-	-	0.000	0.000	0.000		0.001	-	-								0.005		
0.550					-	-	0.000	0.000	0.000		1.41	-	-			-	-	0.000	0.000	0.000		0.001	-	-								0.006		
0.650					-	-	0.000	0.000	0.000		1.31	-	-			-	-	0.000	0.000	0.000		0.001	-	-								0.007		
0.700					-	-	0.000	0.000	0.000		1.26	-	-			-	-	0.000	0.000	0.000		0.001	-	-								0.007		
0.750					-	-	0.000	0.000	0.000		1.21	-	-			-	-	0.000	0.000	0.000		0.001	-	-								0.008		
0.800	0.000	0.000	0.000		1.16	-	-	0.000	0.000	0.000		1.16	-	-			0.000	0.000	0.000		0.001	-	-	0.000	0.000	0.000		0.001	-	-			0.008	
0.850	0.000	0.000	0.000		1.11	-	-	0.000	0.000	0.000		1.11	-	-			0.000	0.000	0.000		0.001	-	-	0.000	0.000	0.000		0.001	-	-			0.009	
0.900	0.000	0.000	0.000		1.06	-	-	0.000	0.000	0.000		1.06	-	-			0.000	0.000	0.000		0.001	-	-	0.000	0.000	0.000		0.002	-	-			0.009	
0.950	0.000	0.000	0.000		1.01	-	-	0.000	0.000	0.000		1.01	-	-			0.000	0.000	0.000		0.001	-	-	0.000	0.000	0.000		0.001	-	-			0.010	
1.000	0.000	0.000	0.000		0.961	-	-	0.000	0.000	0.000		0.963	-	-			0.000	0.000	0.000		0.001	-	-	0.000	0.000	0.000		0.001	-	-			0.010	
1.100	0.000	0.000	0.000		0.861	-	-	0.000	0.000	0.000		0.864	-	-			0.000	0.000	0.000		0.003	-	-	0.000	0.000	0.000		0.001	-	-			0.011	
1.200	0.000	0.000	0.000		0.762	-	-	0.000	0.000	0.000		0.765	-	-			0.000	0.000	0.000		0.001	-	-	0.000	0.000	0.000		0.001	-	-			0.012	
1.300	0.000	0.000	0.000		0.662	-	-	0.000	0.000	0.000		0.667	-	-			0.000	0.000	0.000		0.001	-	-	0.000	0.000	0.000		0.002	-	-			0.013	
1.400	0.000	0.000	0.000		0.562	-	-	0.000	0.000	0.000		0.571	-	-			0.000	0.000	0.000		0.003	-	-	0.000	0.000	0.000		0.007	-	-			0.014	
1.500	0.000	0.000	0.000		0.464	-	-	0.000	0.000	0.000		0.480	-	-			0.000	0.000	0.000		0.002	-	-	0.000	0.000	0.000		0.015	-	-			0.015	
1.600	0.000	0.000	0.000		0.369	-	5	0.000	0.000	0.000		0.395	-	-			0.000	0.000	0.000		0.006	-	-	0.000	0.000	0.000		0.030	-	-			0.016	
1.700	0.000	0.000	0.000		0.280	-	-	0.000	0.000	0.000		0.318	-	-			0.000	0.000	0.000		0.017	-	-	0.000	0.000	0.000		0.053	-	-			0.017	
1.800	0.000	0.000	0.000		0.201	-	40	0.000	0.000	0.000		0.251	-	-			0.000	0.000	0.000		0.039	-	-	0.000	0.000	0.000		0.085	-	-			0.018	
1.900	0.000	0.000	0.000		0.137	-	35	0.000	0.000	0.000		0.193	-	-			0.000	0.000	0.000		0.074	-	-	0.000	0.000	0.000		0.127	-	-			0.019	
2.000	0.000	0.000	0.000		0.088	-	10	0.000	0.000	0.000		0.146	-	100			0.000	0.000	0.000		0.126	-	-	0.000	0.000	0.000		0.180	-	-			0.020	
2.200	0.000	0.000	0.000		0.030	-	-	0.000	0.000	0.000		0.077	-	10			0.000	0.000	0.000		0.267	-	-	0.000	0.000	0.000		0.311	-	-			0.022	
2.400	0.000	0.000	0.000		0.008	-	-	0.000	0.000	0.000		0.039	-	-			0.000	0.000	0.000		0.446	-	-	0.000	0.000	0.000		0.473	-	-			0.024	
2.600	0.000	0.000	0.000		0.002	-	-	0.000	0.000	0.000		0.018	-	-			0.000	0.000	0.000		0.641	-	-	0.000	0.000	0.000		0.653	-	-			0.026	
2.800	0.000	0.000	0.000		0.003	-	-	0.000	0.000	0.000		0.008	-	-			0.000	0.000	0.000		0.840	-	-	0.000	0.000	0.000		0.844	-	-			0.028	
3.000	0.000	0.000	0.000		0.001	-	-	0.000	0.000	0.000		0.003	-	-			0.000	0.000	0.000		1.04	-	-	0.000	0.000	0.000		1.04	-	-			0.030	
3.200					-	-	0.000	0.000	0.000		0.001	-	-			-	-	0.000	0.000	0.000		1.24	-	-	0.000	0.000	0.000		1.24	-	-			0.032
3.400					-	-	0.000	0.000	0.000		0.001	-	-			-	-	0.000	0.000	0.000		1.44	-	-	0.000	0.000	0.000		1.44	-	-			0.034

NATIONAL BANK (CR)

(Contract Size: 100 Securities, Exercise Style: American, Physical Delivery)

	Call Options														Put Options																			
	May 2019							June 2019							Other Months		May 2019							June 2019							Other Months			
Exercise Price	Open price	Price max	Price min	Last price	Closing price	Volume	Open Interest	Open price	Price max	Price min	Last price	Closing price	Volume	Open Interest	Volume	Open Interest	Open price	Price max	Price min	Last price	Closing price	Volume	Open Interest	Open price	Price max	Price min	Last price	Closing price	Volume	Open Interest	Volume	Open Interest	Exercise Price	
Totals:						0	90						0	110	0	0						0	0						0	205	0	0		
Number of Trades:						0							0		0							0.00						0		0				

OPAP (CR)

(Contract Size: 100 Securities, Exercise Style: American, Physical Delivery)

Call Options																Put Options																																						
Exercise Price	May 2019							June 2019							Other Months		May 2019						June 2019						Other Months		Exercise Price																							
	Open price	Price max	Price min	Last price	Closing price	Volume	Open Interest	Open price	Price max	Price min	Last price	Closing price	Volume	Open Interest	Volume	Open Interest	Open price	Price max	Price min	Last price	Closing price	Volume	Open Interest	Open price	Price max	Price min	Last price	Closing price	Volume	Open Interest		Volume	Open Interest																					
5.600						-	-	0.000	0.000	0.000		3.80	-	-																			0.000	0.000	0.000		0.001	-	-													0.056		
6.000						-	-	0.000	0.000	0.000		3.40	-	-																					0.000	0.000	0.000		0.001	-	-													0.060
6.400	0.000	0.000	0.000		2.99	-	-	0.000	0.000	0.000		3.00	-	-			0.000	0.000	0.000		0.001	-	-	0.000	0.000	0.000		0.000	0.000	0.000		0.001	-	-													0.064							
6.800	0.000	0.000	0.000		2.59	-	-	0.000	0.000	0.000		2.60	-	-			0.000	0.000	0.000		0.001	-	-	0.000	0.000	0.000		0.000	0.000	0.000		0.002	-	-													0.068							
7.200	0.000	0.000	0.000		2.19	-	-	0.000	0.000	0.000		2.20	-	-			0.000	0.000	0.000		0.001	-	-	0.000	0.000	0.000		0.000	0.000	0.000		0.007	-	-													0.072							
7.600	0.000	0.000	0.000		1.79	-	-	0.000	0.000	0.000		1.81	-	-			0.000	0.000	0.000		0.008	-	-	0.000	0.000	0.000		0.000	0.000	0.000		0.001	-	-													0.076							
8.000	0.000	0.000	0.000		1.39	-	-	0.000	0.000	0.000		1.41	-	-			0.000	0.000	0.000		0.001	-	-	0.000	0.000	0.000		0.000	0.000	0.000		0.006	-	-													0.080							
8.400	0.000	0.000	0.000		0.991	-	5	0.000	0.000	0.000		1.03	-	-			0.000	0.000	0.000		0.001	-	11	0.000	0.000	0.000		0.000	0.000	0.000		0.027	-	-													0.084							
8.800	0.000	0.000	0.000		0.598	-	26	0.000	0.000	0.000		0.694	-	-			0.000	0.000	0.000		0.007	-	33	0.000	0.000	0.000		0.000	0.000	0.000		0.086	-	-													0.088							
9.200	0.000	0.000	0.000		0.260	-	220	0.000	0.000	0.000		0.418	-	-			0.000	0.000	0.000		0.068	-	81	0.185	0.200	0.184	0.200	0.200	20	0														0.092										
9.600	0.000	0.000	0.000		0.066	-	146	0.000	0.000	0.000		0.221	-	5			0.000	0.000	0.000		0.275	-	20	0.000	0.000	0.000		0.000	0.000	0.000		0.414	-	-													0.096							
10.000	0.000	0.000	0.000		0.008	-	10	0.000	0.000	0.000		0.104	-	-			0.000	0.000	0.000		0.622	-	15	0.000	0.000	0.000		0.000	0.000	0.000		0.699	-	-													0.100							
11.000	0.000	0.000	0.000		0.001	-	-	0.000	0.000	0.000		0.008	-	-			0.000	0.000	0.000		1.62	-	-	0.000	0.000	0.000		0.000	0.000	0.000		1.62	-	-													0.110							
12.000	0.000	0.000	0.000		0.001	-	-	0.000	0.000	0.000		0.001	-	-			0.000	0.000	0.000		2.62	-	-	0.000	0.000	0.000		0.000	0.000	0.000		2.62	-	-													0.120							
13.000	0.000	0.000	0.000		0.001	-	-	0.000	0.000	0.000		0.001	-	-			0.000	0.000	0.000		3.62	-	-	0.000	0.000	0.000		0.000	0.000	0.000		3.62	-	-													0.130							
14.000	0.000	0.000	0.000		0.001	-	-	0.000	0.000	0.000		0.001	-	-			0.000	0.000	0.000		4.62	-	-	0.000	0.000	0.000		0.000	0.000	0.000		4.62	-	-													0.140							
15.000						-	-	0.000	0.000	0.000		0.001	-	-																				0.000	0.000	0.000		5.62	-	-														0.150
Totals:						0	407							0	5	0	0					0	160																															
Number of Trades:						0								0		0							0.00													4												0						

OTE (CR)

(Contract Size: 100 Securities, Exercise Style: American, Physical Delivery)

Exercise Price	Call Options														Put Options														Exercise Price						
	May 2019							June 2019							Other Months		May 2019							June 2019							Other Months				
	Open price	Price max	Price min	Last price	Closing price	Volume	Open Interest	Open price	Price max	Price min	Last price	Closing price	Volume	Open Interest	Volume	Open Interest	Open price	Price max	Price min	Last price	Closing price	Volume	Open Interest	Open price	Price max	Price min	Last price	Closing price		Volume	Open Interest	Volume	Open Interest		
7.600						-	-	0.000	0.000	0.000		4.66	-	-																					0.076
8.000						-	-	0.000	0.000	0.000		4.27	-	-																					0.080
8.400	0.000	0.000	0.000		3.85	-	-	0.000	0.000	0.000		3.87	-	-			0.000	0.000	0.000		0.001	-	-		0.000	0.000	0.000		0.001	-	-			0.084	
8.800	0.000	0.000	0.000		3.45	-	-	0.000	0.000	0.000		3.47	-	-			0.000	0.000	0.000		0.001	-	-		0.000	0.000	0.000		0.001	-	-			0.088	
9.200	0.000	0.000	0.000		3.05	-	-	0.000	0.000	0.000		3.07	-	-			0.000	0.000	0.000		0.001	-	-		0.000	0.000	0.000		0.001	-	-			0.092	
9.600	0.000	0.000	0.000		2.65	-	-	0.000	0.000	0.000		2.67	-	-			0.000	0.000	0.000		0.001	-	-		0.000	0.000	0.000		0.001	-	-			0.096	
10.000	0.000	0.000	0.000		2.25	-	-	0.000	0.000	0.000		2.28	-	-			0.000	0.000	0.000		0.001	-	-		0.000	0.000	0.000		0.003	-	-			0.100	
11.000	0.000	0.000	0.000		1.26	-	-	0.000	0.000	0.000		1.33	-	-			0.000	0.000	0.000		0.006	-	6		0.000	0.000	0.000		0.051	-	-			0.110	
12.000	0.000	0.000	0.000		0.417	-	20	0.000	0.000	0.000		0.579	-	-			0.000	0.000	0.000		0.161	-	15		0.000	0.000	0.000		0.301	-	-			0.120	
13.000	0.000	0.000	0.000		0.052	-	15	0.000	0.000	0.000		0.174	-	-			0.000	0.000	0.000		0.800	-	-		0.000	0.000	0.000		0.899	-	-			0.130	
14.000	0.000	0.000	0.000		0.002	-	-	0.000	0.000	0.000		0.034	-	-			0.000	0.000	0.000		1.76	-	-		0.000	0.000	0.000		1.77	-	-			0.140	
15.000	0.000	0.000	0.000		0.001	-	-	0.000	0.000	0.000		0.004	-	-			0.000	0.000	0.000		2.76	-	-		0.000	0.000	0.000		2.76	-	-			0.150	
16.000	0.000	0.000	0.000		0.001	-	-	0.000	0.000	0.000		0.001	-	-			0.000	0.000	0.000		3.76	-	-		0.000	0.000	0.000		3.76	-	-			0.160	
17.000	0.000	0.000	0.000		0.001	-	-	0.000	0.000	0.000		0.001	-	-			0.000	0.000	0.000		4.76	-	-		0.000	0.000	0.000		4.76	-	-			0.170	
18.000	0.000	0.000	0.000		0.001	-	-	0.000	0.000	0.000		0.001	-	-			0.000	0.000	0.000		5.76	-	-		0.000	0.000	0.000		5.76	-	-			0.180	
Totals:						0	35					0	0	0	0						0	21						0	0	0	0				
Number of Trades:						0						0		0							0.00							0		0					

PIRAEUS BANK (CR)

(Contract Size: 100 Securities, Exercise Style: American, Physical Delivery)

Call Options																	Put Options																
Exercise Price	May 2019						June 2019						Other Months		May 2019						June 2019						Other Months		Exercise Price				
	Open price	Price max	Price min	Last price	Closing price	Volume	Open Interest	Open price	Price max	Price min	Last price	Closing price	Volume	Open Interest	Volume	Open Interest	Open price	Price max	Price min	Last price	Closing price	Volume	Open Interest	Open price	Price max	Price min	Last price	Closing price		Volume	Open Interest	Volume	Open Interest
0.300						-	-	0.000	0.000	0.000		1.56	-	-								-	-	0.000	0.000	0.000		0.001	-	-			0.003
0.350						-	-	0.000	0.000	0.000		1.51	-	-								-	-	0.000	0.000	0.000		0.001	-	-			0.004
0.400						-	-	0.000	0.000	0.000		1.46	-	-								-	-	0.000	0.000	0.000		0.001	-	-			0.004
0.450	0.000	0.000	0.000		1.41	-	-	0.000	0.000	0.000		1.41	-	-			0.000	0.000	0.000		0.001	-	-	0.000	0.000	0.000		0.001	-	-			0.005
0.500	0.000	0.000	0.000		1.36	-	-	0.000	0.000	0.000		1.36	-	-			0.000	0.000	0.000		0.001	-	-	0.000	0.000	0.000		0.002	-	-			0.005
0.550	0.000	0.000	0.000		1.31	-	-	0.000	0.000	0.000		1.31	-	-			0.000	0.000	0.000		0.001	-	-	0.000	0.000	0.000		0.001	-	-			0.006
0.600	0.000	0.000	0.000		1.26	-	-	0.000	0.000	0.000		1.26	-	-			0.000	0.000	0.000		0.003	-	-	0.000	0.000	0.000		0.001	-	-			0.006
0.650	0.000	0.000	0.000		1.21	-	-	0.000	0.000	0.000		1.21	-	-			0.000	0.000	0.000		0.001	-	-	0.000	0.000	0.000		0.001	-	-			0.007
0.700	0.000	0.000	0.000		1.16	-	-	0.000	0.000	0.000		1.16	-	-			0.000	0.000	0.000		0.001	-	-	0.000	0.000	0.000		0.001	-	-			0.007
0.750	0.000	0.000	0.000		1.11	-	-	0.000	0.000	0.000		1.11	-	-			0.000	0.000	0.000		0.001	-	-	0.000	0.000	0.000		0.001	-	-			0.008
0.800	0.000	0.000	0.000		1.06	-	-	0.000	0.000	0.000		1.06	-	-			0.000	0.000	0.000		0.002	-	-	0.000	0.000	0.000		0.001	-	-			0.008
0.850	0.000	0.000	0.000		1.01	-	-	0.000	0.000	0.000		1.01	-	-			0.000	0.000	0.000		0.001	-	-	0.000	0.000	0.000		0.001	-	-			0.009
0.900	0.000	0.000	0.000		0.961	-	-	0.000	0.000	0.000		0.963	-	-			0.000	0.000	0.000		0.001	-	-	0.000	0.000	0.000		0.001	-	-			0.009
0.950	0.000	0.000	0.000		0.911	-	-	0.000	0.000	0.000		0.913	-	-			0.000	0.000	0.000		0.002	-	-	0.000	0.000	0.000		0.001	-	-			0.010
1.000	0.000	0.000	0.000		0.861	-	-	0.000	0.000	0.000		0.864	-	-			0.000	0.000	0.000		0.001	-	-	0.000	0.000	0.000		0.001	-	-			0.010
1.100	0.000	0.000	0.000		0.761	-	10	0.000	0.000	0.000		0.765	-	-			0.000	0.000	0.000		0.001	-	-	0.000	0.000	0.000		0.002	-	-			0.011
1.200	0.000	0.000	0.000		0.662	-	-	0.000	0.000	0.000		0.669	-	-			0.000	0.000	0.000		0.001	-	-	0.000	0.000	0.000		0.005	-	-			0.012
1.300	0.000	0.000	0.000		0.562	-	-	0.000	0.000	0.000		0.575	-	-			0.000	0.000	0.000		0.001	-	-	0.000	0.000	0.000		0.011	-	-			0.013
1.400	0.000	0.000	0.000		0.465	-	35	0.000	0.000	0.000		0.486	-	-			0.000	0.000	0.000		0.003	-	-	0.000	0.000	0.000		0.022	-	-			0.014
1.500	0.000	0.000	0.000		0.371	-	35	0.000	0.000	0.000		0.405	-	-			0.000	0.000	0.000		0.009	-	-	0.000	0.000	0.000		0.040	-	-			0.015
1.600	0.000	0.000	0.000		0.285	-	-	0.000	0.000	0.000		0.331	-	-			0.000	0.000	0.000		0.023	-	-	0.000	0.000	0.000		0.066	-	-			0.016
1.700	0.000	0.000	0.000		0.208	-	-	0.000	0.000	0.000		0.266	-	40			0.000	0.000	0.000		0.046	-	-	0.000	0.000	0.000		0.101	-	-			0.017
1.800	0.000	0.000	0.000		0.146	-	5	0.000	0.000	0.000		0.211	-	4			0.000	0.000	0.000		0.084	-	-	0.000	0.000	0.000		0.145	-	-			0.018
1.900	0.000	0.000	0.000		0.098	-	-	0.000	0.000	0.000		0.164	-	10			0.000	0.000	0.000		0.135	-	-	0.000	0.000	0.000		0.199	-	-			0.019
2.000	0.000	0.000	0.000		0.062	-	-	0.000	0.000	0.000		0.125	-	-			0.000	0.000	0.000		0.200	-	-	0.000	0.000	0.000		0.259	-	-			0.020
2.200	0.000	0.000	0.000		0.022	-	-	0.000	0.000	0.000		0.072	-	-			0.000	0.000	0.000		0.360	-	-	0.000	0.000	0.000		0.406	-	-			0.022
2.400	0.000	0.000	0.000		0.006	-	-	0.000	0.000	0.000		0.039	-	-			0.000	0.000	0.000		0.545	-	-	0.000	0.000	0.000		0.573	-	-			0.024
2.600	0.000	0.000	0.000		0.002	-	-	0.000	0.000	0.000		0.020	-	-			0.000	0.000	0.000		0.740	-	-	0.000	0.000	0.000		0.755	-	-			0.026
2.800	0.000	0.000	0.000		0.001	-	-	0.000	0.000	0.000		0.010	-	-			0.000	0.000	0.000		0.940	-	-	0.000	0.000	0.000		0.945	-	-			0.028
3.000						-	-	0.000	0.000	0.000		0.005	-	-							-	-	0.000	0.000	0.000		1.14	-	-			0.030	
3.200						-	-	0.000	0.000	0.000		0.002	-	-							-	-	0.000	0.000	0.000		1.34	-	-			0.032	
3.400						-	-	0.000	0.000	0.000		0.001	-	-							-	-	0.000	0.000	0.000		1.54	-	-			0.034	
3.600						-	-	0.000	0.000	0.000		0.001	-	-							-	-	0.000	0.000	0.000		1.74	-	-			0.036	
3.800						-	-	0.000	0.000	0.000		0.001	-	-							-	-	0.000	0.000	0.000		1.94	-	-			0.038	
4.000						-	-	0.000	0.000	0.000		0.004	-	-							-	-	0.000	0.000	0.000		2.14	-	-			0.040	

PIRAEUS BANK (CR)

(Contract Size: 100 Securities, Exercise Style: American, Physical Delivery)

	Call Options														Put Options																											
	May 2019				June 2019				Other Months		May 2019				June 2019				Other Months																							
Exercise Price	Open price	Price max	Price min	Last price	Closing price	Volume	Open Interest	Open price	Price max	Price min	Last price	Closing price	Volume	Open Interest	Volume	Open Interest	Open price	Price max	Price min	Last price	Closing price	Volume	Open Interest	Open price	Price max	Price min	Last price	Closing price	Volume	Open Interest	Volume	Open Interest	Exercise Price									
Totals:						0	85							0	54	0	0							0	0							0	0							0	0	
Number of Trades:							0							0										0.00							0								0			

PPC (CR)

(Contract Size: 100 Securities, Exercise Style: American, Physical Delivery)

Call Options																Put Options																			
Exercise Price	May 2019							June 2019							Other Months		May 2019							June 2019					Other Months		Exercise Price				
	Open price	Price max	Price min	Last price	Closing price	Volume	Open Interest	Open price	Price max	Price min	Last price	Closing price	Volume	Open Interest	Volume	Open Interest	Open price	Price max	Price min	Last price	Closing price	Volume	Open Interest	Open price	Price max	Price min	Last price	Closing price	Volume	Open Interest		Volume	Open Interest		
0.850						-	-	0.000	0.000	0.000		0.733	-	-																			0.009		
0.900	0.000	0.000	0.000		0.681	-	-	0.000	0.000	0.000		0.683	-	-																				0.009	
0.950	0.000	0.000	0.000		0.631	-	-	0.000	0.000	0.000		0.633	-	-																				0.010	
1.000	0.000	0.000	0.000		0.581	-	-	0.000	0.000	0.000		0.583	-	-																				0.010	
1.100	0.000	0.000	0.000		0.481	-	-	0.000	0.000	0.000		0.484	-	-																				0.011	
1.200	0.000	0.000	0.000		0.382	-	-	0.000	0.000	0.000		0.385	-	-																				0.012	
1.300	0.000	0.000	0.000		0.283	-	-	0.090	0.090	0.090	0.090	0.090	20	-																				0.013	
1.400	0.000	0.000	0.000		0.190	-	-	0.000	0.000	0.000		0.202	-	-																				0.014	
1.500	0.000	0.000	0.000		0.112	-	15	0.000	0.000	0.000		0.130	-	-																				0.015	
1.600	0.000	0.000	0.000		0.056	-	5	0.000	0.000	0.000		0.076	-	-																				0.016	
1.700	0.000	0.000	0.000		0.024	-	-	0.000	0.000	0.000		0.040	-	-																				0.017	
1.800	0.000	0.000	0.000		0.008	-	-	0.000	0.000	0.000		0.019	-	-																				0.018	
1.900	0.000	0.000	0.000		0.002	-	-	0.000	0.000	0.000		0.008	-	-																				0.019	
2.000	0.000	0.000	0.000		0.001	-	-	0.000	0.000	0.000		0.003	-	40																				0.020	
2.200	0.000	0.000	0.000		0.001	-	-	0.000	0.000	0.000		0.012	-	-																				0.022	
2.400	0.000	0.000	0.000		0.001	-	-	0.000	0.000	0.000		0.003	-	-																				0.024	
2.600	0.000	0.000	0.000		0.001	-	-	0.000	0.000	0.000		0.001	-	-																				0.026	
2.800						-	-	0.000	0.000	0.000		0.001	-	-																				0.028	
3.000						-	-	0.000	0.000	0.000		0.001	-	-																				0.030	
Totals:						0	20						20	40	0	0																			
Number of Trades:						0							1		0																				0

Lending Products	Underlying Title	Multilateral Transactions[1]					Bilateral Transactions[2]		Stock Borrowing through OTC (volume)[3]
		Open Interest[5]	Volume(Offered)	Average Weighted	Transactions volume	Average Weighted	Transactions Volume	Average Weighted	Transactions Volume
ADMIEBOR	ADMIE (IPTO) HOLDING S.A. (CR)	---	---	---	---	---	---	---	
AEGNBOR	AEGEAN AIRLINES (CR)	---	---	---	---	---	---	6,830	
ALPHABOR	ALPHA BANK (CR)	1	---	---	---	---	---	43,165,693	
ALMYBOR	ALUMIL (CR)	---	---	---	---	---	---	---	
TATTBOR	ATTICA BANK S.A. (CR)	---	---	---	---	---	---	370	
EEEBOR	CC HBC AG (CR)	2,290	---	---	---	---	---	70,546	
CENERBOR	CENERGY HOLDINGS (CB)	---	---	---	---	---	---	---	
ELLAKTORBOR	ELLAKTOR (CR)	2,172	---	---	10,000	---	---	1,898	
EUROBBOR	EUROBANK ERGASIAS (CR)	65,977	---	---	---	---	---	79,303,246	
EYDAPBOR	EYDAP S.A. (CR)	1,000	---	---	---	---	---	102,799	
FFGRPBOR	FOLLI FOLLIE (CR)	---	---	---	---	---	---	1,330,961	
FOYRKBOR	FOURLIS (CR)	500	---	---	---	---	---	30,096	
GEKTERNABOR	GEK TERNA (CR)	---	---	---	---	---	---	1,293	
SARBOR	GR. SARANTIS S.A. (CR)	5,000	---	---	---	---	---	390	
EXAEBOR	HELLENIC EXCHANGES-A.S.E. (CR)	---	---	---	---	---	---	188,565	
ELPEBOR	HELLENIC PETROLEUM (CR)	2,200	---	---	---	---	---	64,983	
INTRKBOR	INTRACOM HOLDINGS (CR)	---	---	---	---	---	---	---	
INLOTBOR	INTRALOT (CR)	2,898	---	---	---	---	---	184,512	
BELABOR	JUMBO SA (CR)	3,900	---	---	---	---	---	76,338	
LAMDABOR	LAMDA DEVELOPMENT SA (CR)	---	---	---	---	---	---	---	
MIGBOR	MARFIN INVESTMENT GROUP (CR)	500	---	---	---	---	---	744,474	
MOHBOR	MOTOR OIL (CR)	6,300	---	---	---	---	---	53,134	
MYTILBOR	MYTILINEOS HOLDINGS (CR)	1,500	---	---	---	---	---	25,742	
ETEBOR	NATIONAL BANK (CR)	30,000	---	---	---	---	---	15,932,039	
OPAPBOR	OPAP (CR)	28,022	---	---	---	---	---	1,249,572	
HTOBOR	OTE (CR)	20,272	---	---	---	---	---	522,090	
PPABOR	P.P.A. S.A. (CR)	---	---	---	---	---	---	2,901	
TPEIRBOR	PIRAEUS BANK (CR)	5,000	---	---	4,500	---	---	25,913,129	
PLAISBOR	PLAISIO COMPUTERS SA (CR)	---	---	---	---	---	---	---	
PPCBOR	PPC (CR)	1,000	---	---	20,000	---	---	6,517,694	
QUALBOR	QUALITY & RELIABILITY SA (CR)	---	---	---	---	---	---	---	

Stock Lending Notes

[1] - Multilateral contracts Lending or Borrowing as per Methods 8-1, 8-2 and 8-3-3 (According to ATHEX BoD Resolution No.17)

[2] - Bilateral Contracts Lending or Borrowing as per Methods 8-3-1 and 8-3-2 (According to ATHEX BoD Resolution No.20)

[3] - The information concerning OTC Stock Borrowing Transactions is based on the statements of the Dematerialised Securities System (DSS) operators involved and refers to volumes that have been registered up until the previous working day.

[4] - Average Price (Volume weighted)

[5] - The Data concerning Open Interest before the start of trading session

Lending Products	Underlying Title	Open Interest[5]	Multilateral Transactions[1]				Bilateral Transactions[2]		Stock Borrowing through OTC (volume)[3]
			Volume(Offered)	Average Weighted	Transactions volume	Average Weighted	Transactions Volume	Average Weighte	Transactions Volume
TENERGYBOR	TERNA ENERGY (CR)	---	---	---	---	---	---	19,403	
TITKBOR	TITAN CEMENT (CR)	---	---	---	---	---	---	20,166	
VIQBOR	VIQHALCO SA/NV (CB)	---	---	---	---	---	---	---	

Stock Lending Notes

[1] - Multilateral contracts Lending or Borrowing as per Methods 8-1, 8-2 and 8-3-3 (According to ATHEX BoD Resolution No.17)

[2] - Bilateral Contracts Lending or Borrowing as per Methods 8-3-1 and 8-3-2 (According to ATHEX BoD Resolution No.20)

[3] - The information concerning OTC Stock Borrowing Transactions is based on the statements of the Dematerialised Securities System (DSS) operators involved and refers to volumes that have been registered up until the previous working day.

[4] - Average Price (Volume weighted)

[5] - The Data concerning Open Interest before the start of trading session

Sectors codification for listed companies

533	-	Exploration & Production	537	-	Integrated Oil & Gas
1353	-	Commodity Chemicals	1357	-	Specialty Chemicals
1753	-	Aluminum	1755	-	Nonferrous Metals
1757	-	Steel	1775	-	General Mining
2353	-	Building Materials & Fixtures	2357	-	Heavy Construction
2723	-	Containers & Packaging	2727	-	Diversified Industrials
2733	-	Electrical Components & Equipment	2753	-	Commercial Vehicles & Trucks
2757	-	Industrial Machinery	2773	-	Marine Transportation
2777	-	Transportation Services	2791	-	Business Support Services
2797	-	Industrial Suppliers	3535	-	Distillers & Vintners
3537	-	Soft Drinks	3573	-	Farming Fishing & Plantations
3577	-	Food Products	3722	-	Durable Household Products
3726	-	Furnishings	3728	-	Home Construction
3747	-	Toys	3763	-	Clothing & Accessories
3765	-	Footwear	3767	-	Personal Products
3785	-	Tobacco	4533	-	Health Care Providers
4535	-	Medical Equipment	4577	-	Pharmaceuticals
5337	-	Food Retailers & Wholesalers	5371	-	Apparel Retailers
5373	-	Broadline Retailers	5375	-	Home Improvement Retailers
5379	-	Specialty Retailers	5553	-	Broadcasting & Entertainment
5555	-	Media Agencies	5557	-	Publishing
5751	-	Airlines	5752	-	Gambling
5753	-	Hotels	5755	-	Recreational Services
5757	-	Restaurants & Bars	5759	-	Travel & Tourism
6535	-	Fixed Line Telecommunications	6575	-	Mobile Telecommunications
7535	-	Conventional Electricity	7537	-	Alternative Electricity
7577	-	Water	8355	-	Banks
8534	-	Insurance Brokers	8536	-	Property & Casualty Insurance
8633	-	Real Estate Holding & Development	8637	-	Real Estate Services
8671	-	Industrial & Office REITs	8674	-	Diversified REITs
8675	-	Specialty REITs	8775	-	Specialty Finance
8777	-	Investment Services	8985	-	Equity Investment Instruments
9533	-	Computer Services	9535	-	Internet
9537	-	Software	9572	-	Computer Hardware
9574	-	Electronic Office Equipment	9578	-	Telecommunications Equipment
12003	-	ETF			



ATHEX
Athens Stock Exchange

Λεωφ. Αθηνών 110 104 42 Αθήνα
110, Athinon Ave. GR 104 42 Athens
tel. (+30)210-33.66.800, fax (+30)210-33.66.101
www.athexgroup.gr