

19

**Ημερήσιο Δελτίο  
Συναλλακτικής Δραστηριότητας**

Daily Official List  
of Trading Activity

Friday, 12 April, 2019

Year: 140 Trading Day No: 71



**ATHEXGROUP**  
Athens Exchange Group

**Disclaimer:**

Hellenic Exchanges-Athens Stock Exchange S.A endeavours to ensure that the data and other material ("Information") presented on the Daily Official List are accurate and complete, but it is not liable for any errors or omissions of data or /and for the accuracy, credibility, updating and completeness of the aforesaid information nor it has any liability arising directly or indirectly from the use of the above Information.

The Company is not liable for the accuracy of the data included in listed companies' announcements. Only the sender of such an announcement is fully and solely liable for any infringement of third party's rights from the content of such announcement. All contents of the Daily Official List are provided only for information purposes and do not constitute investment advice or solicitation to invest in securities or other products listed for trading on the Exchange.

You acknowledge and agree that the Company is the owner of any property rights related to any Information appearing on the Daily Official List including intellectual property rights copyright, trademarks, etc.

The above data are a property of the Hellenic Exchanges-Athens Exchange and are copyright protected. Users are forbidden to reproduce, modify, copy, sale, transmit or redistribute, by all reproduction means and methods, part or the whole of the above data, without reference to their source.

The commercial exploitation of these data is, also, forbidden by third parties. Hellenic Exchanges-Athens Exchange does not carry any responsibility, direct or indirect, derived from usage or accidental alteration of the above data when used by third parties.

---

**Hellenic Exchanges – Athens Stock Exchange S.A.**

110 Athinon Ave., 10442 Athens, Tel: (210) 33.66.800, Fax: (210) 32.13.938

[www.athexgroup.gr](http://www.athexgroup.gr)

---

**Thessalonica Stock Exchange Center (T.S.E.C)**

16-18 Katouni Str., Thessalonica 546 25 Tel: (2310) 567.667, Fax: (2310) 530.545

---

**Athex Members Guarantee Fund**

14-16 Fidiou Str., Athens 106 78, Tel: (210) 33.04.682, Fax: (210) 33.04.155

---

**Hellenic Republic Capital Market Commission**

1 Kolokotroni Str. & 1 Stadiou Str., Athens 10562 Tel: (210) 33.77.100 Fax: (210) 33.77.173

---

**Table of Contents**

---

**Section 1: Statistical Figures of Securities, Derivatives and Lending**

Summary of Markets

Athex Indices

Analytic Figures for Athex Market's Boards and Categories

Trading Details by Athex Sectors and Financial Instruments (ETFs)

Top 10 best &amp; worst performing Shares

Derivatives Summary

**Section 2: Analytic Figures of Shares Transactions**

Analytic Figures of Shares Transactions

Shares' Notes

**Section 3: Figures of Securities Transactions**

Securities Blocks Details

Shares Rights Details

Stock Borrowing

Securities Forced Sales

Forced Sales Registered Shares

Exchange Traded Funds (ETFs) Characteristics

**Section 5: Bonds traded in Fixed Income Assets Market**

Convertible Corporate Bonds - Regulated Market

Non Convertible Corporate Bonds - Regulated Market

Government Bonds

Treasury Bills &amp; Zero Coupon Government Bonds

Government Bonds Traded with the Open Outcry Method

State Banks Bonds

**Section 6: Additional Infos**

Athex &amp; ATHEXClear Members List

List of Stocks under Market Making operations

Equity Investment Instruments Acknowledgements

**Section 7: Derivatives Market Analytic Figures**

Index Futures

Stock Futures

Index Options

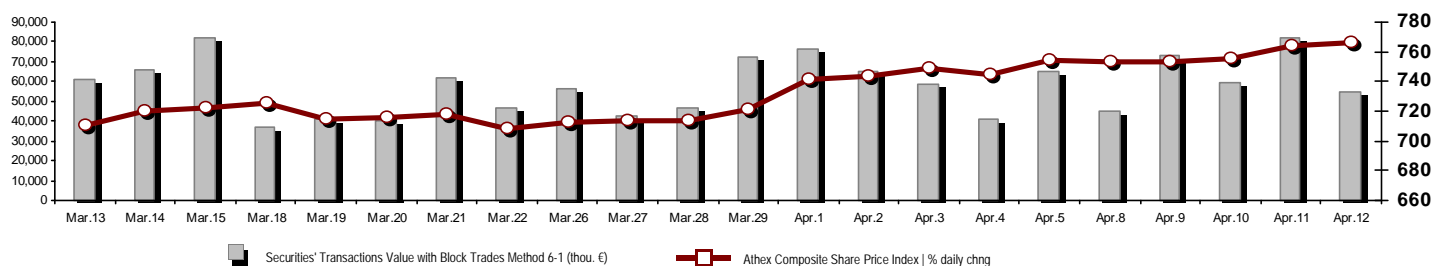
Stock Options

Stock Lending Analytic Figures

**Appendix A: Sectors codification for listed companies**

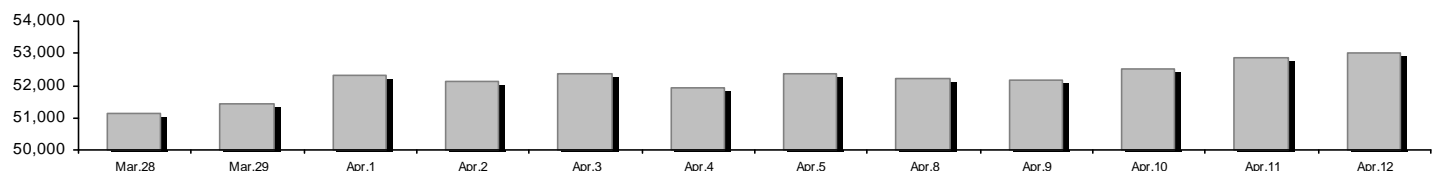
## Summary of Markets

Athex Composite Share Price Index vs Shares and Derivatives Transactions Value



Athex Capitalisation (mill. €) **: 52,996.79	Derivatives Total Open Interest: 379,172
Daily change: mill. €   %: 146.02 0.28%	in Index Futures   % daily chng: 7,644 3.09%
Yearly Avg Capitalisation: mill. €   % chng prev year Avg: 49,022.87 -5.96%	in Stock Futures   % daily chng: 367,112 5.04%
Athex Composite Share Price Index   % daily chng: 765.67 0.20%	in Index Options   % daily chng: 2,823 2.80%
Athex Composite Share Price Index Capitalisation (mill. €): 47,745.99	in Stock Options   % daily chng: 1,593 5.92%
Daily change (mill. €): 128.65	
Securities' Transactions Value with Block Trades Method 6-1 (thou. €): 54,965.22	Derivatives Contracts Volume: 28,344
Daily change: %: -26,899.94 -32.86%	Daily change: pieces   %: -25,706 -47.56%
YtD Avg Trans. Value: thou. €   % chng prev year Avg: 47,408.11 -13.68%	YtD Avg Derivatives Contracts % chng prev year Avg: 39,254 -29.91%
Blocks Transactions Value of Method 6-1 (thou. €): 6,873.08	Derivatives Trades Number: 2,154
Blocks Transactions Value of Method 6-2 & 6-3 (thou. €): 0.00	Daily change: number   %: -1,221 -36.18%
Bonds Transactions Value (thou.€): 683.97	YtD Avg Trades number % chng prev year Avg: 2,685 -0.98%
Securities' Transactions Volume with Block Trades Method 6-1 (thou. Pieces): 26,943.98	Lending Total Open Interest: 147,634
Daily change: thou. pieces   %: -9,756.16 -26.58%	Daily change: pieces   %: -57,000 -27.85%
YtD Avg Volume: % chng prev year Avg: 27,590.01 -25.74%	Lending Volume (Multilateral/Bilateral): 0
Blocks Transactions Volume of Method 6-1 (thou. Pieces): 879.15	Daily change: pieces   %: -3,000
Blocks Transactions Volume of Method 6-2 & 6-3 (thou. Pieces): 0.00	Multilateral Lending: 0
Bonds Transactions Volume: 663,010	Bilateral Lending: 0
Securities' Trades Number with Block Trades Method 6-1: 22,587	Lending Trades Number: 0
Daily change: number   %: -8,645 -27.68%	Daily change: %: -3
YtD Avg Trades number % chng prev year Avg: 21,941 7.93%	Multilateral Lending Trades Number: 0
Number of Blocks Method 6-1: 12	Bilateral Lending Trades Number: 0
Number of Blocks Method 6-2 & 6-3: 0	
Number of Bonds Transactions: 32	

Athex Capitalisation (mill. €) \*\*



Daily Fluctuation of Athex Composite Share Price Index



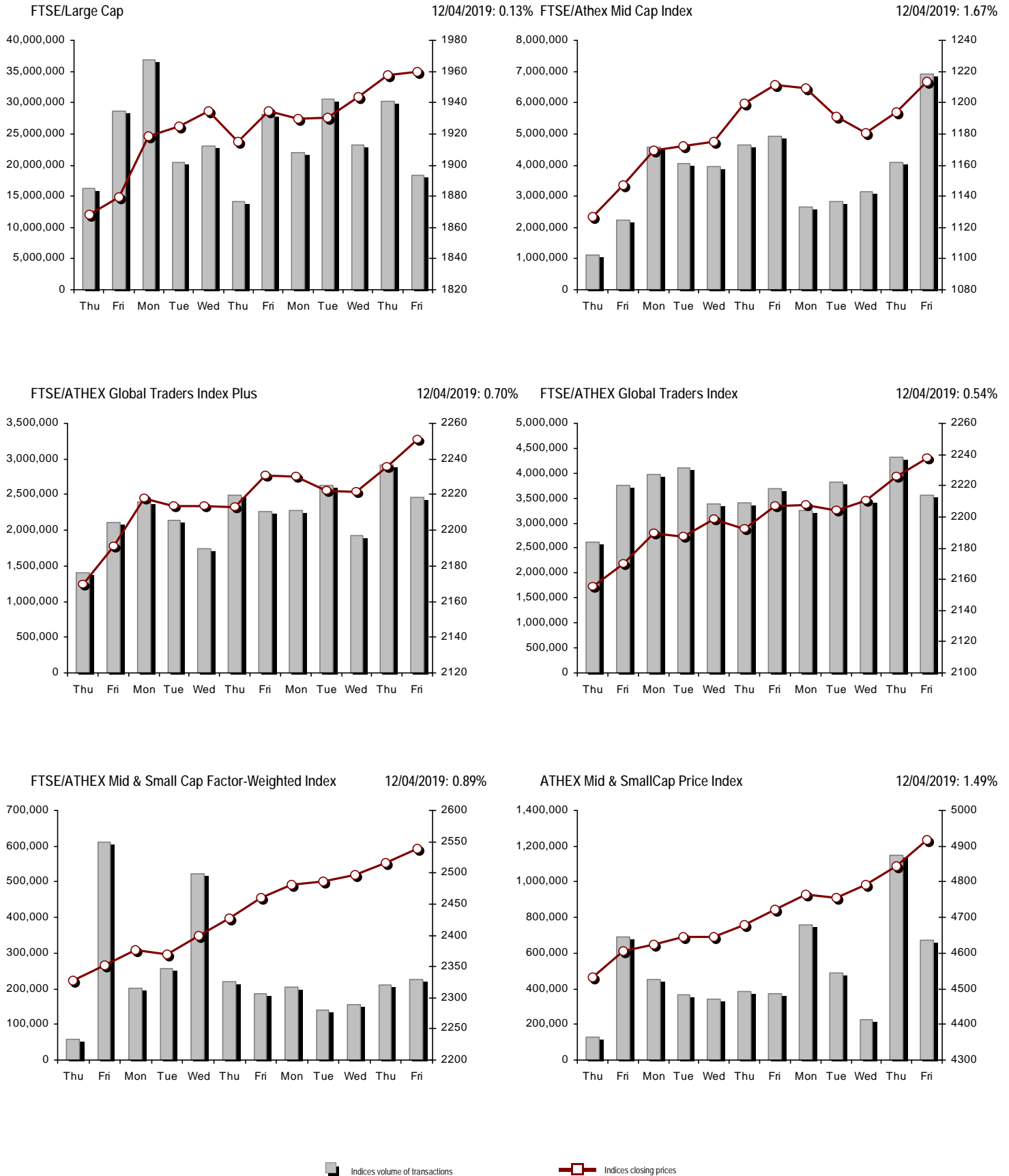
## Athex Indices

Index name	12/04/2019	11/04/2019	pts.	%	Min	Max	Year min	Year max	Year change
Athex Composite Share Price Index	765.67 #	764.13	1.54	0.20%	761.54	768.12	600.12	768.12	24.84% #
FTSE/Athex Large Cap	1,959.99 #	1,957.47	2.52	0.13%	1,950.50	1,967.53	1,580.73	1,967.94	21.86% #
FTSE/Athex Mid Cap Index	1,213.76 #	1,193.80	19.96	1.67%	1,193.80	1,222.51	945.49	1,222.51	24.48% #
FTSE/ATHEX-CSE Banking Index	485.15 €	488.26	-3.11	-0.64%	484.96	492.57	275.15	492.57	45.80% #
FTSE/ATHEX Global Traders Index Plus	2,251.02 #	2,235.40	15.62	0.70%	2,232.41	2,257.67	1,947.04	2,257.67	12.86% #
FTSE/ATHEX Global Traders Index	2,237.55 #	2,225.60	11.95	0.54%	2,218.68	2,239.17	1,866.67	2,239.17	17.93% #
FTSE/ATHEX Mid & Small Cap Factor-Weighted Ind	2,538.27 #	2,515.77	22.50	0.89%	2,509.72	2,543.14	2,173.67	2,543.14	14.58% #
ATHEX Mid & SmallCap Price Index	4,916.47 #	4,844.30	72.17	1.49%	4,842.22	4,916.47	3,914.71	4,916.47	24.09% #
FTSE/Athex Market Index	486.86 #	486.02	0.84	0.17%	484.37	488.68	392.32	488.68	21.97% #
FTSE Med Index	4,509.36 #	4,495.85	13.51	0.30%			3,966.78	4,509.36	13.73% #
Athex Composite Index Total Return Index	1,215.21 #	1,212.76	2.45	0.20%	1,208.66	1,219.11	952.47	1,219.11	24.84% #
FTSE/Athex Large Cap Total Return	2,851.59 #	2,847.93	3.66	0.13%			2,321.35	2,851.59	21.86% #
FTSE/ATHEX Large Cap Net Total Return	859.13 #	858.03	1.10	0.13%	854.97	862.44	692.89	862.62	21.86% #
FTSE/Athex Mid Cap Total Return	1,498.06 #	1,473.43	24.63	1.67%			1,180.35	1,498.06	24.48% #
FTSE/ATHEX-CSE Banking Total Return Index	457.05 €	459.98	-2.93	-0.64%			265.40	459.98	45.80% #
Hellenic Mid & Small Cap Index	1,073.19 #	1,066.84	6.35	0.60%	1,063.73	1,075.11	884.70	1,075.11	18.37% #
FTSE/Athex Banks	641.01 €	645.11	-4.10	-0.64%	640.75	650.80	363.54	650.80	45.81% #
FTSE/Athex Financial Services	971.71 €	981.67	-9.96	-1.01%	966.26	993.06	744.92	993.06	24.54% #
FTSE/Athex Industrial Goods & Services	2,487.53 #	2,484.05	3.48	0.14%	2,479.56	2,500.12	1,884.26	2,500.12	30.27% #
FTSE/Athex Retail	68.75 ~	68.75	0.00	0.00%	68.26	69.24	58.44	72.19	14.76% #
FTSE/ATHEX Real Estate	3,989.52 €	3,995.05	-5.53	-0.14%	3,956.06	4,022.95	2,928.70	4,111.27	32.10% #
FTSE/Athex Personal & Household Goods	8,165.69 #	8,007.96	157.73	1.97%	7,978.78	8,165.69	6,649.54	8,165.69	18.72% #
FTSE/Athex Food & Beverage	11,195.12 #	11,095.91	99.21	0.89%	11,095.91	11,244.21	10,000.70	11,593.05	10.72% #
FTSE/Athex Basic Resources	4,059.76 #	4,008.55	51.21	1.28%	3,980.74	4,063.63	3,146.82	4,090.18	23.74% #
FTSE/Athex Construction & Materials	2,765.90 #	2,757.78	8.12	0.29%	2,744.97	2,779.86	2,473.36	2,779.86	7.11% #
FTSE/Athex Oil & Gas	5,029.39 €	5,049.51	-20.12	-0.40%	5,023.67	5,077.88	4,670.67	5,220.35	3.48% #
FTSE/Athex Chemicals	9,836.85 €	10,009.43	-172.58	-1.72%	9,793.71	10,095.72	7,722.79	11,217.47	20.32% #
FTSE/Athex Travel & Leisure	1,616.69 #	1,615.05	1.64	0.10%	1,603.06	1,618.29	1,309.57	1,625.79	22.19% #
FTSE/Athex Technology	902.05 #	888.57	13.48	1.52%	885.96	911.17	692.80	911.17	27.19% #
FTSE/Athex Telecommunications	3,418.69 €	3,448.97	-30.28	-0.88%	3,388.41	3,465.49	2,614.94	3,487.51	30.46% #
FTSE/Athex Utilities	2,205.43 #	2,185.29	20.14	0.92%	2,173.28	2,210.65	1,729.19	2,210.65	25.38% #
Athex All Share Index	187.81 #	187.30	0.51	0.27%	187.81	187.81	157.01	187.81	18.85% #
Hellenic Corporate Bond Index	118.69 #	118.61	0.08	0.06%			116.31	118.69	2.02% #
Hellenic Corporate Bond Price Index	96.74 #	96.69	0.05	0.05%			95.16	96.82	0.99% #

Note 1: FTSE/Med 100, Hellenic Corporate Bond Price Index and Hellenic Corporate Bond Index closing prices refer to the previous trading day of 10/04/2019.

Note 2: The Hellenic Mid & Small Cap Index is a Customized index calculated by the Athens Exchange.

Athex Indices



## Analytic Figures for Athex Market's Boards and Categories

	Total Traded Securities	Main Market	Surveillance	Exchange Traded Funds (ETFs)
Totals	132	115	16	1
Gain / Lose / Same:	59 / 39 / 34	53 / 37 / 25	5 / 2 / 9	1 / 0 / 0
Athex Capitalisation (mill. €) **	52,996.79	52,784.71	212.08	
Daily Average Trans/ons Value(thou.€)	47,408.11	47,440.57	24.63	3.62
Transactions Value	54,965.22	54,928.68	26.40	10.13
Main Board:	48,092.14	48,055.60	26.40	10.13
Blocks Board 6_2_3:	6,873.08	6,873.08	0.00	0.00
Forced Sales Board:	0.00	0.00	0.00	0.00
Special Terms Board:	0.00	0.00	0.00	0.00
Daily Average Transactions Volume	27,590,010	27,406,199	217,922	194
Transactions Volume	26,943,980	26,670,634	272,830	516
Main Board:	26,064,826	25,791,480	272,830	516
Blocks Board 6_2_3:	879,154	879,154	0	0
Forced Sales Board:	0	0	0	0
Special Terms Board:	0	0	0	0
Daily Average Number of Trades	21,941	21,857	84	1
Number of Trades	22,587	22,470	113	4
Main Board:	22,575	22,458	113	4
Blocks Board 6_2_3:	12	12	0	0
Forced Sales Board:	0	0	0	0
Special Terms Board:	0	0	0	0

## Trading Details by Athex Sectors and Financial Instruments (ETFs)

Code	Sectors	Gain / Lose / Same	Number of Trades	Transactions Volume	Transactions Value	% of Total Trans. Value
8300	- Banks	3 / 3 / 0	8,684	15,198,616	20,885,839.05	38.00%
1700	- Basic Resources	1 / 3 / 2	398	140,029	188,573.54	0.34%
1300	- Chemicals	1 / 1 / 0	168	47,377	94,589.18	0.17%
2300	- Construction & Materials	6 / 5 / 5	1,491	655,446	2,132,891.16	3.88%
12000	- Financial Instruments	1 / 0 / 0	4	516	10,134.66	0.02%
8700	- Financial Services	2 / 1 / 0	1,266	5,233,995	773,269.41	1.41%
3500	- Food & Beverage	9 / 2 / 1	389	411,079	1,328,051.54	2.42%
4500	- Health Care	1 / 2 / 0	190	303,053	429,020.57	0.78%
2700	- Industrial Goods & Services	9 / 5 / 3	1,487	636,671	3,232,012.27	5.88%
8500	- Insurance	1 / 0 / 0	47	6,029	23,270.18	0.04%
5500	- Media	0 / 1 / 0	6	5,425	1,288.04	0.00%
500	- Oil & Gas	0 / 1 / 2	837	190,202	2,899,798.75	5.28%
3700	- Personal & Household Goods	8 / 1 / 9	1,674	688,470	5,407,302.50	9.84%
8600	- Real Estate	4 / 3 / 2	603	201,925	1,007,396.16	1.83%
5300	- Retail	2 / 1 / 2	62	20,801	20,914.49	0.04%
9500	- Technology	4 / 5 / 2	986	395,276	758,286.28	1.38%
6500	- Telecommunications	0 / 1 / 0	681	386,677	4,808,076.82	8.75%
5700	- Travel & Leisure	4 / 3 / 4	2,004	1,823,453	8,805,743.25	16.02%
7500	- Utilities	3 / 1 / 2	1,610	598,940	2,158,757.71	3.93%

## Top 10 best &amp; worst performing Shares

## Main Market

With positive Price change	Closing price	change	With negative Price change	Closing price	change
TECHNICAL OLYMPIC SA (CR)	2.73	11.89% #	ALUMIL (CR)	0.361	-7.91% Ⓔ
CENTRIC HOLDINGS (CR)	0.197	8.84% #	MLS MULTIMEDIA SA (CR)	5.04	-3.08% Ⓔ
KRETA FARM SA (CR)	1.11	8.82% #	DROMEAS SA (CR)	0.32	-2.44% Ⓔ
TPA SA (CR)	26.8	5.93% #	HELLENIC EXCHANGES-A.S.E. (CR)	4.57	-2.14% Ⓔ
PROFILE SA (CR)	2.38	5.78% #	SELONDA AQUACULTURE SA (CR)	0.0666	-2.06% Ⓔ
QUEST HOLDINGS (CR)	17	4.61% #	ATTICA BANK S.A. (CR)	0.1992	-1.87% Ⓔ
INTRALOT (CR)	0.54	4.45% #	EUROBANK ERGASIAS (CR)	0.689	-1.85% Ⓔ
MARFIN INVESTMENT GROUP (CR)	0.0918	4.32% #	THRACE PLASTICS SA (CR)	2.28	-1.72% Ⓔ
NIREFS SA (CR)	0.185	4.22% #	J & P - AVAX SA (CR)	0.434	-1.36% Ⓔ
ELTON SA (CR)	1.725	3.60% #	AUTOHELLAS SA (CR)	25.3	-1.17% Ⓔ
With the highest Transactions Value	Value (thou. €)	change	With the highest Transactions Volume	Volume	change
OPAP (CR)	7,970.99	0.00% -	EUROBANK ERGASIAS (CR)	5,210,209	-1.85% Ⓔ
NATIONAL BANK (CR)	7,572.46	1.06% #	MARFIN INVESTMENT GROUP (CR)	5,170,549	4.32% #
PIRAEUS BANK (CR)	4,821.34	0.38% #	NATIONAL BANK (CR)	3,959,700	1.06% #
OTE (CR)	4,808.08	-0.88% Ⓔ	ALPHA BANK (CR)	3,187,541	-1.00% Ⓔ
ALPHA BANK (CR)	4,745.05	-1.00% Ⓔ	PIRAEUS BANK (CR)	2,594,598	0.38% #
JUMBO SA (CR)	4,022.33	1.69% #	OPAP (CR)	851,815	0.00% -
EUROBANK ERGASIAS (CR)	3,641.37	-1.85% Ⓔ	INTRALOT (CR)	682,598	4.45% #
MOTOR OIL (CR)	2,178.16	-0.57% Ⓔ	OTE (CR)	386,677	-0.88% Ⓔ
MYTILINEOS HOLDINGS (CR)	1,572.76	0.00% -	PPC (CR)	300,627	0.89% #
TERNA ENERGY (CR)	1,352.35	2.88% #	IASO SA (CR)	278,299	-0.14% Ⓔ

Note: Stocks that are not included in the "Low Dispersion" and "Under Supervision" categories, and the transactions value is more than 10,000 €.



## Derivatives Summary

	Number of Trades	Volume	Open Interest
Index Futures	164	986	7,644
FTSE/Athex Large Cap	164	986	7,644
Stock Futures	1,962	27,109	367,112
ADMIE (IPTO) HOLDING S.A. (CR)	8	77	5,852
ALPHA BANK (CR)	184	4,330	43,578
ATTICA BANK S.A. (CR)	0	0	3,712
CC HBC AG (CR)	4	57	194
CENERGY HOLDINGS (CB)	45	218	7,391
ELLAKTOR (CR)	52	281	10,858
EUROBANK ERGASIAS (CR)	92	1,791	68,780
EYDAP S.A. (CR)	5	24	532
FOURLIS (CR)	2	3	99
GEK TERNA (CR)	14	58	7,129
GRIVALIA PROPERTIES (CR)	0	0	60
HELLENIC EXCHANGES-A.S.E. (CR)	14	44	3,829
HELLENIC PETROLEUM (CR)	20	169	2,590
INTRACOM HOLDINGS (CR)	33	161	4,425
INTRALOT (CR)	66	862	5,153
JUMBO SA (CR)	18	99	630
LAMDA DEVELOPMENT SA (CR)	20	56	2,783
MARFIN INVESTMENT GROUP (CR)	63	2,131	70,279
MOTOR OIL (CR)	5	48	158
MYTILINEOS HOLDINGS (CR)	64	683	9,771
NATIONAL BANK (CR)	394	6,716	51,048
OPAP (CR)	45	280	3,617
OTE (CR)	15	134	3,066
P.P.A. S.A. (CR)	3	7	564
PIRAEUS BANK (CR)	541	7,297	31,149
PPC (CR)	158	1,135	19,001
TERNA ENERGY (CR)	68	315	4,199
TITAN CEMENT (CR)	6	19	325
VIOHALCO SA/NV (CB)	23	114	6,340
Index Options	26	229	2,823
FTSE/Athex Large Cap	26	229	2,823
Stock Options	2	20	1,593
ALPHA BANK (CR)	1	10	110
NATIONAL BANK (CR)	1	10	406
OPAP (CR)	0	0	827
OTE (CR)	0	0	106
PIRAEUS BANK (CR)	0	0	85
PPC (CR)	0	0	59
<b>Total Derivatives Traded</b>	<b>2,154</b>	<b>28,344</b>	<b>379,172</b>











Shares' Notes

Code	Note text
( )	- Adjusted dividends.
*	- Last adjusted closing price.
[1]	- Net dividends.
[2]	- The "Date of Last Coupon" for New listings refers to the date company's stocks started to trade in Athex
[3]	- The Company Market Value is referred to the number of outstanding shares
[4]	- Sectors codification can be found in Appendix A
[5]	- The Market Value refers to the total number of shares listed (including their several classes) in the exchange by the company.
[6]	- P/E greater than 100
[7]	- Last view of the Order Book before the end of the trading session
[8]	- All Blocks Methods' Transactions Value are included.
4690	- Transfer to Surveillance category as of 4/4/2006.
4750	- Transfer to the Under Surveillance Category from 8/4/2011.
4865	- Suspension of trading as of 2/4/2012.
4887	- Transfer to the Surveillance Category as of 10/4/2012.
4912	- Transfer to the Surveillance Category as of 31/7/2012.
4914	- Suspension of trading as of 31/8/2012.
4918	- Suspension of trading as of 31/8/2012.
4955	- Transfer to the Surveillance Category as from 5/4/2013.
4956	- Transfer to the Surveillance Category as from 5/4/2013.
4957	- Transfer to the Surveillance Category as from 5/4/2013.
4958	- Transfer to the Surveillance Category as from 5/4/2013.
4959	- Transfer to the Surveillance Category as from 5/4/2013.
4983	- Transfer to the Surveillance Category as of 5/4/2013.
5080	- Transfer to the Surveillance Category as of 06/09/2011.
5093	- Transfer to the Surveillance Category as of 8/4/2015.
5094	- Transfer to the Surveillance Category as of 8/4/2015.
5095	- Transfer to the Surveillance Category as from 5/4/2013.
5101	- Suspension of trading as of 1/9/2015.
5110	- Suspension of trading as of 08/03/2016.
5112	- Transfer to the Surveillance Category as of 15/04/2016.
5115	- Transfer to the Surveillance Category as of 15/04/2016.
5123	- Transfer to the Surveillance Category as of 10/04/2014
5130	- Suspension of trading as of 18/04/2017.
5136	- Suspension of trading as of 02/05/2017.
5141	- Transfer to the Surveillance Category as of 10/05/2017.
5153	- Suspension of trading as of 03/10/2017.
5154	- Suspension of trading as of 03/10/2017.
5156	- Transfer to the Surveillance Category as of 11/12/2017.
5160	- Transfer to the Surveillance Category as of 15/04/2016.
5161	- Transfer to the Surveillance Category as of 25/11/2011.
5162	- Transfer to the Under Supervision Category as of 21/12/2009.
5165	- Transfer to the Surveillance Category as of 15/02/2018.
5171	- Suspension of trading as of 30/04/2018.
5172	- Suspension of trading as of 30/04/2018.
5174	- Suspension of trading as of 02/05/2018.
5178	- Transfer to the Surveillance Category as of 11/05/2018.
5179	- Suspension of trading as of 25/05/2018.
5190	- Transfer to the Surveillance Category as of 10/04/2012.
5191	- Suspension of trading as of 02/10/2018.
5192	- Suspension of trading as of 02/10/2018.
5193	- Transfer to the Surveillance Category as of 25/10/2018.
5194	- Transfer to the Surveillance Category as of 25/10/2018.

---

## Shares' Notes

---

Code	Note text
5195	- Transfer to the Surveillance Category as of 27/06/2008.
5196	- Transfer to the Under Surveillance Category from 08/04/2011.
5197	- Transfer to the Surveillance Category as of 07/11/2018.
5200	- Transfer to the Surveillance Category as of 10/04/2012.
5201	- Suspension of trading as of 02/04/2019.
5202	- Suspension of trading as of 02/04/2019.
5203	- Suspension of trading as of 02/04/2019.



Securities Blocks Details

Securities	Block Volume	Price	Block Trade Value	Time of approval	Note
OTE (CR)	50,000	12.50	625,000.00	10:49:55	20
JUMBO SA (CR)	34,739	14.80	514,137.20	10:53:58	20
OTE (CR)	50,000	12.40	620,000.00	11:21:32	20
OPAP (CR)	38,360	9.33	357,707.00	11:22:29	20
GEK TERNA (CR)	82,088	5.39	442,454.32	12:02:42	20
FOURLIS (CR)	63,891	5.25	335,108.30	14:10:27	20
OPAP (CR)	67,114	9.36	628,354.83	14:11:20	20
OPAP (CR)	110,000	9.36	1,029,600.00	14:22:07	20
JUMBO SA (CR)	50,000	15.00	750,000.00	16:21:38	20
OTE (CR)	57,962	12.43	720,467.66	16:51:05	20
JUMBO SA (CR)	25,000	15.00	375,000.00	17:02:29	20
NATIONAL BANK (CR)	250,000	1.90	475,250.00	17:16:00	20

Blocks Notes

- 9 - Method 6-1 / Special Fees
- 10 - Method 6-1 / Special Fees, SDS
- 14 - Method 6-3 / Settlement, Incomplete Buy and Sell
- 18 - Method 6-2 / SPOT 1
- 19 - Method 6-2 / SPOT 2
- 20 - Method 6-1 and Method 6-1 Same Day Settlement
- 21 - Other Pre-agreed

**Shares Rights Details**

Occured date	Exercise from	Exercise until	Trading until	<b>Rights</b>	Price min	Price max	Closing price	Last Bid	Last Ask	Volume	Trades	Transactions Value
--------------	---------------	----------------	---------------	---------------	-----------	-----------	---------------	----------	----------	--------	--------	--------------------

No Rights Transactions.

---

**Securities Forced Sales**

---

Securities	Category of Security	Transaction s Volume	Number of Trades	Transactions Value	Note
------------	----------------------	-------------------------	---------------------	-----------------------	------

---

No Forced Transactions.

---

---

**Forced Sales Notes**

---

- 1 - Normal Forced Sale.
- 2 - Forced Sales of Fixed Registered Shares.
- 3 - Forced Sales of Remaining Stock Fractions.

**Forced Sales Registered Shares**

Securities	Start Date	End Date	Initial Volume	Remaining Volume	Date	Avg price (day)	Avg price (period)	Number of Trades	Transactions Volume	Transactions Value
------------	------------	----------	----------------	------------------	------	-----------------	--------------------	------------------	---------------------	--------------------

No Fixed Registered Shares Forced Sales.

**Forced Sales Notes**

According to Decision 1/380/04.05.2008 of the Hellenic Republic Capital Market Commission, the certificated registered shares that have not been deposited to the issuer for dematerialisation, will be auctioned in the Athens Exchange by the supervising issuer. Forced sales procedure is held according to Article 99A of the Athens Exchange Rulebook. The average price of the period is calculated by dividing the Total transactions value by the Total volume and includes all the transactions made until the current date.

## Exchange Traded Funds (ETFs) Characteristics

	Transactions Date (T)	Creation / Redemption	Units (T-1)	New Units (T-1)	Redemption Units (T-1)	Units (T) [1]	Fund Assets [2]	Net Unit Price	Dividend per	Dividend Date
ALPHA ETF FTSE Athex Large Cap	12/04/2019	5,000	642,382	---	---	642,382	12,551,080.00	19.5383	0.43	30/06/2018

## ETFs Notes

[1] - Units (T) = Units (T-1) + New Units (T-1) - Redemption Units (T-1)

[2] - The Creation / Redemption Units of T-1 are included.

## Convertible Corporate Bonds - Regulated Market

Num Listed Bonds	Nominal price	Issue price	Today's Rate	Exp. Date	Duration (years)	Note	Coupon		Trading	Corporate Bonds	Price min	Price max	Closing price	Previous closing price/date	Volume	Transactions Value	Last order			ear min	Year max
							Common	Preferred									Price	Buy / Sell	Date		
171,268,704	0.30	0.30	1.00	11/10/2025	9	---	11	---	1	FORTHNET S.A. (Convertible)	---	---	---	---	---	---	1.0000	B	11/04/2019	100.0000	100.0000

## Corporate Bonds Notes

Transactions Volume = (Pieces) \* (Nominal Price). Transactions Value = (Pieces) \* (Nominal Price) \* (price %) + (Accrued interest).

The price of a Bond is stated as a percentage (%) of Bond's Nominal Price.

Nominal Price in Euros (€), except if it is noted differently.

## Non Convertible Corporate Bonds - Regulated Market

Num Listed Bonds	Nominal price	Issue price	Today's Rate	Exp. Date	Duration (years)	Note	Coupon		Trading	Corporate Bonds	Accrued Int.	Yield.T.Mat	Price min	Price max	Closing price	Previous closing price/date	Volume	Transactions Value	Last order			ear min	Year max	
							Common	Preferred											Price	Buy / Sell	Date			
60,000	1,000.00	1,000.00	3.85	21/07/2022	5	---	4	---	1	TERNA ENERGY FINANCE S.A. (Non Convertible)	9.0903	2.7750	102.7000	102.7000	102.7000	102.7810	11/04/2019	39,000	40,407.52	102.6500	B	12/04/2015	100.5200	103.3900
300,000	1,000.00	1,000.00	3.10	27/06/2022	5	---	4	---	1	MYTILINEOS HOLDINGS S.A. (Non Convertible)	9.4722	2.0080	102.8100	102.9900	102.9900	103.1000	11/04/2019	214,000	222,220.46	102.8200	B	12/04/2015	100.0500	103.4000
50,000	1,000.00	1,000.00	4.35	20/06/2022	5	---	4	---	1	SYSTEMS SUNLIGHT S.A. (Non Convertible)	14.1375	3.1410	102.8100	102.8500	102.8150	103.0200	11/04/2019	80,000	83,383.00	102.8500	B	12/04/2015	99.4118	103.5000
200,000	1,000.00	1,000.00	3.50	21/03/2022	5	---	5	---	1	O.P.A.P. S.A. (Non Convertible)	2.5278	2.2540	103.0100	103.0500	103.0229	102.9930	11/04/2019	31,000	32,015.46	103.0100	B	12/04/2015	101.6500	103.2300
25,000	1,000.00	1,000.00	4.95	26/06/2023	5	---	2	---	1	B&F COMM. & GARM. INDUS. S.A. (Non Convertible)	15.1250	5.5980	---	---	---	97.0000	11/04/2019	---	---	96.0510	B	12/04/2015	93.0000	98.5000
90,000	1,000.00	1,000.00	3.00	11/05/2023	5	---	2	---	1	CORAL A.E. (Non Convertible)	12.9167	2.3710	---	---	---	102.1220	11/04/2019	---	---	101.9800	B	12/04/2015	100.2726	102.4000
120,000	1,000.00	1,000.00	3.95	04/04/2025	7	---	3	---	1	GEK TERNA S.A. (Non Convertible)	1.3167	3.4440	101.8000	102.0000	101.8310	102.5290	11/04/2019	96,000	97,884.15	102.0010	B	12/04/2015	99.0000	102.6900
40,000,000	1.00	1.00	5.00	04/10/2021	5	---	11	---	1	HOUSEMARKET S.A. (Non Convertible)	0.0017	2.7270	104.4500	104.7000	104.5322	104.4550	11/04/2019	3,010	3,151.44	104.4200	B	12/04/2015	101.9500	104.7000
200,000	1,000.00	1,000.00	3.60	12/03/2026	7	---	1	---	1	AEGEAN AIRLINES S.A. (Non Convertible)	3.5000	3.1930	102.0000	102.2790	102.2785	101.9520	11/04/2019	200,000	204,907.95	102.1000	B	12/04/2015	100.0000	102.2790

## Corporate Bonds Notes

Transactions Volume = (Pieces) \* (Nominal Price). Transactions Value = (Pieces) \* (Nominal Price) \* (price %) + (Accrued interest).

The price of a Bond is stated as a percentage (%) of Bond's Nominal Price.

Nominal Price in Euros (€), except if it is noted differently.

## Government Bonds

Number Listed Bonds	Nominal price	Today's Rate	Accrued Interest Calc	Exp. Date [1]	Duration (years)	Note	Coupons Date	Curr. coupon value	Trading Unit	Government Bonds	Price min	Price max	Closing price	Previous closing price/date	Volume	Transactions Value	Price	Last order Buy / Sell	Date
3,000,000	1,000.00	4.38	Actual/Actual	01/08/2022	5	---	01/08	4.38	1	GGB-FXD-010822-05Y-4.375-1.000	---	---	---	---	---	---	1.0000	B	28/11/2018
2,500,000	1,000.00	3.45	Actual/Actual	02/04/2024	5	---	02/04	3.45	1	GGB-FXD-020424-05Y-3.450-1.000	---	---	---	---	---	---	---	---	---
4,355,990,324	1.00	3.50	Actual/Actual	30/01/2023	5	---	01/02 - 31/01	3.50	1	GGB-FXD-300123-05Y-3.500-1.000	---	---	---	94.5720 13/07/2018	---	---	1.0000	B	28/11/2018
5,962,747,327	1.00	3.75	Actual/Actual	30/01/2028	10	---	/02 - 01/02 - 31/	3.75	1	GGB-FXD-300128-10Y-3.750-1.000	---	---	---	85.4610 13/07/2018	---	---	1.0000	B	28/11/2018
6,091,218,404	1.00	3.90	Actual/Actual	30/01/2033	15	---	/02 - 01/02 - 31/	3.90	1	GGB-FXD-300133-15Y-3.900-1.000	---	---	---	78.6730 13/07/2018	---	---	1.0000	B	28/11/2018
4,805,399,486	1.00	4.00	Actual/Actual	30/01/2037	19	---	/02 - 01/02 - 31/	4.00	1	GGB-FXD-300137-19Y-4.000-1.000	---	---	---	77.0370 13/07/2018	---	---	1.0000	B	28/11/2018
4,603,713,186	1.00	4.20	Actual/Actual	30/01/2042	24	---	/02 - 01/02 - 31/	4.20	1	GGB-FXD-300142-24Y-4.200-1.000	---	---	---	77.7640 13/07/2018	---	---	1.0000	B	28/11/2018
550,418,123	1.00	3.00	Actual/Actual	24/02/2023	11	---	24/02	3.00	1	GGB-FXD-240223-11Y-2.000-1.000	---	---	---	10.0000 22/06/2015	---	---	---	---	---
445,007,576	1.00	3.00	Actual/Actual	24/02/2024	12	---	24/02	3.00	1	GGB-FXD-240224-12Y-2.000-1.000	---	---	---	10.0000 22/06/2015	---	---	---	---	---
423,674,226	1.00	3.00	Actual/Actual	24/02/2025	13	---	24/02	3.00	1	GGB-FXD-240225-13Y-2.000-1.000	---	---	---	10.0000 22/06/2015	---	---	---	---	---
212,292,153	1.00	3.00	Actual/Actual	24/02/2026	14	---	24/02	3.00	1	GGB-FXD-240226-14Y-2.000-1.000	---	---	---	10.0000 22/06/2015	---	---	---	---	---
160,621,352	1.00	3.00	Actual/Actual	24/02/2027	15	---	24/02	3.00	1	GGB-FXD-240227-15Y-2.000-1.000	---	---	---	10.0000 22/06/2015	---	---	---	---	---
183,244,055	1.00	3.00	Actual/Actual	24/02/2028	16	---	24/02	3.00	1	GGB-FXD-240228-16Y-2.000-1.000	---	---	---	10.0000 22/06/2015	---	---	---	---	---
164,802,894	1.00	3.00	Actual/Actual	24/02/2029	17	---	24/02	3.00	1	GGB-FXD-240229-17Y-2.000-1.000	---	---	---	10.0000 22/06/2015	---	---	---	---	---
165,460,943	1.00	3.00	Actual/Actual	24/02/2030	18	---	24/02	3.00	1	GGB-FXD-240230-18Y-2.000-1.000	---	---	---	10.0000 22/06/2015	---	---	---	---	---
129,007,241	1.00	3.00	Actual/Actual	24/02/2031	19	---	24/02	3.00	1	GGB-FXD-240231-19Y-2.000-1.000	---	---	---	10.0000 22/06/2015	---	---	---	---	---
126,192,683	1.00	3.00	Actual/Actual	24/02/2032	20	---	24/02	3.00	1	GGB-FXD-240232-20Y-2.000-1.000	---	---	---	10.0000 22/06/2015	---	---	---	---	---
146,905,168	1.00	3.00	Actual/Actual	24/02/2033	21	---	24/02	3.00	1	GGB-FXD-240233-21Y-2.000-1.000	---	---	---	10.0000 22/06/2015	---	---	---	---	---
154,475,606	1.00	3.00	Actual/Actual	24/02/2034	22	---	24/02	3.00	1	GGB-FXD-240234-22Y-2.000-1.000	---	---	---	10.0000 22/06/2015	---	---	---	---	---
144,429,441	1.00	3.00	Actual/Actual	24/02/2035	23	---	24/02	3.00	1	GGB-FXD-240235-23Y-2.000-1.000	---	---	---	10.0000 22/06/2015	---	---	---	---	---
166,211,676	1.00	3.00	Actual/Actual	24/02/2036	24	---	24/02	3.00	1	GGB-FXD-240236-24Y-2.000-1.000	---	---	---	10.0000 22/06/2015	---	---	---	---	---
145,461,669	1.00	3.00	Actual/Actual	24/02/2037	25	---	24/02	3.00	1	GGB-FXD-240237-25Y-2.000-1.000	---	---	---	10.0000 22/06/2015	---	---	---	---	---
146,941,087	1.00	3.00	Actual/Actual	24/02/2038	26	---	24/02	3.00	1	GGB-FXD-240238-26Y-2.000-1.000	---	---	---	10.0000 22/06/2015	---	---	---	---	---
135,115,612	1.00	3.00	Actual/Actual	24/02/2039	27	---	24/02	3.00	1	GGB-FXD-240239-27Y-2.000-1.000	---	---	---	10.0000 22/06/2015	---	---	---	---	---
141,909,637	1.00	3.00	Actual/Actual	24/02/2040	28	---	24/02	3.00	1	GGB-FXD-240240-28Y-2.000-1.000	---	---	---	10.0000 22/06/2015	---	---	---	---	---
136,788,720	1.00	3.00	Actual/Actual	24/02/2041	29	---	24/02	3.00	1	GGB-FXD-240241-29Y-2.000-1.000	---	---	---	10.0000 22/06/2015	---	---	---	---	---
163,643,410	1.00	3.00	Actual/Actual	24/02/2042	30	---	24/02	3.00	1	GGB-FXD-240242-30Y-2.000-1.000	---	---	---	10.0000 22/06/2015	---	---	---	---	---
742,153	1,000.00	0.40	FLR Actual/360	10/08/2019	5	---	10/02 - 10/08	---	1	GGB-FLT-100819-05Y-0.934-1.000	---	---	---	---	---	---	50.0001	B	12/12/2017
2,500,000	1,000.00	3.88	Actual/Actual	12/03/2029	10	---	12/03	3.88	1	GGB-FXD-120329-10Y-3.875-1.000	---	---	---	---	---	---	---	---	---
3,000,000	1,000.00	3.38	Actual/Actual	15/02/2025	7	---	15/02	3.38	1	GGB-FXD-150225-07Y-3.375-1.000	---	---	---	---	---	---	---	---	---
250,250	1,000.00	2.90	Actual/Actual	20/03/2023	4	---	20/03	2.90	1	GGB-FXD-200323-04Y-2.900-1.000	---	---	---	---	---	---	---	---	---
964,000	1,000.00	3.25	Actual/Actual	20/03/2025	6	---	20/03	3.25	1	GGB-FXD-200325-06Y-3.250-1.000	---	---	---	---	---	---	---	---	---
2,100,000	1,000.00	3.55	Actual/Actual	20/03/2026	7	---	20/03	3.55	1	GGB-FXD-200326-07Y-3.550-1.000	---	---	---	---	---	---	---	---	---
2,456,470	1,000.00	4.75	Actual/Actual	17/04/2019	5	---	17/04	4.75	1	GGB-FXD-170419-05Y-4.750-1.000	---	---	---	---	---	---	---	---	---

## Government Bonds Notes

Transactions Volume = (Pieces) \* (Nominal Price). Transactions Value = (Pieces) \* (Nominal Price) \* (price %) + (Accrued interest).

The Value of current coupon for the issues with NV 0.01 euro refers to NV 100 euros

FLR: Floating Interest Rate.

[1] - The Expiration Date of the interest bearing period and the Date for coupon payment.



## Government Bonds

Number Listed Bonds	Nominal price	Today's Rate	Accrued Interest Calc	Exp. Date [1]	Duration (years)	Note	Coupons Date	Curr. coupon value	Trading Unit	Government Bonds	Price min	Price max	Closing price	Previous closing price/date	Volume	Transactions Value	Price	Last order Buy / Sell	Date
---------------------	---------------	--------------	-----------------------	---------------	------------------	------	--------------	--------------------	--------------	------------------	-----------	-----------	---------------	-----------------------------	--------	--------------------	-------	-----------------------	------

## Government Bonds Notes

Transactions Volume = (Pieces) \* (Nominal Price). Transactions Value = (Pieces) \* (Nominal Price) \* (price %) + (Accrued interest).

The Value of current coupon for the issues with NV 0.01 euro refers to NV 100 euros

FLR: Floating Interest Rate.

[1] - The Expiration Date of the interest bearing period and the Date for coupon payment.

Treasury Bills & Zero Coupon Government Bonds

Issue Date	13-Week Maturity									26-Week Maturity									52-Week Maturity								
	Exp. Date	Initial Rate	Num Listed Bonds	Nominal price	Issue price	Last Trade Price	Last Trade Date	Volume Traded	Note	Exp. Date	Initial Rate	Num Listed Bonds	Nominal price	Issue price	Last Trade Price	Last Trade Date	Volume Traded	Note	Exp. Date	Initial Rate	Num Listed Bonds	Nominal price	Issue price	Last Trade Price	Last Trade Date	Volume Traded	Note
15/06/2018	---	---	---	---	---	---	---	---	---	---	---	---	---	---	---	---	---	---	14/06/2019	1.09	1,000,000	1,000.00	989.10	---	---	---	---
14/09/2018	---	---	---	---	---	---	---	---	---	---	---	---	---	---	---	---	---	---	13/09/2019	1.09	1,000,000	1,000.00	989.10	---	---	---	---
14/12/2018	---	---	---	---	---	---	---	---	---	---	---	---	---	---	---	---	---	---	13/12/2019	1.09	1,000,000	1,000.00	989.10	---	---	---	---
15/03/2019	---	---	---	---	---	---	---	---	---	---	---	---	---	---	---	---	---	---	13/03/2020	0.95	1,000,000	1,000.00	990.50	---	---	---	---

Bonds in Circulation	Currency / Min nominal traded Value	Coupons Payment Date	Current Coupon Value	Note	Coupon	Trading Unit	Issue Date	Duration (years)	Today's Interest	A.I.C in days	Bonds	Last price of previous days		Last Outcry in Cash (euro)			Trades in Pieces	Life min	Life Max
												Price	Buy / Sell	Price	Buy / Sell	Date			
<b>Corporate Bonds in Foreign Currency and Euro</b>																			
103,746	GBP / 10	01/12	0.25	---	60	1	01/12/1930	98	2.5	360	National Mortgage Bank	2.27	05/02/1996	2.27	S	05/02/1996	---	2.27	2.27
0	GBP / 10	01/12	0.25	---	62	1	01/12/1928	100	2.5	360	National Mortgage Bank	---	---	---	---	---	---	---	---

## Government Bonds Notes

A.I.C: Accrued Interest Calculation base.

FLR: Floating Interest Rate.

The minimum tradeable Nominal Value for all Demeterialised Government Titles is 100 Euros.

(μτφρ-0)

Athex & ATHEXClear Members List

Member Name	Stock Market			Derivatives Market		ATHEXClear Member				
	Address	Phone	Fax	Market Member	Remote Member	Market Maker	Proprietary	Market Maker	General Clearing	Direct Clearing
A. SARRIS SECURITIES S.A.				a						
6, DRAGATSANIOU ATHINA	+30 2103367700	210-3312324								
ALPHA BANK A.E.									a	
40, STADIOU STR ATHINA	(210)-3260000	(210)-3264116								
	(210)-3265546	(210)-3265811								
103, AVE. ATHINON ATHINA	+30 2103436820	210-3436270								
ALPHA FINANCE INVESTMENT SERVICES S.A.				a		a	a			a
5, MERLIN ATHINA	+30 2103677400	210-33311193								
ARDU PRIME SECURITIES S.A				a			a			
12-14, KARAGIORGI SERVIAS ATHINA	+30 2103800820	210-3000854								
ARGUS STOCKBROKERS LTD				a	a		a			
25 , DIMOSTHENI SEVERI AVE NICOSIA	+357 22717000	0035722717070								
ATLANTIC SECURITIES LIMITED				a	a					
37, PRODROMOU NICOSIA	+357 22445400	00357 22661914								
AXIA VENTURES GROUP LTD				a	a					
, KRANIDIOTI 10, OFFICE 102 NICOSIA	+357 22742000	357 22742001								
AXON SECURITIES S.A.				a			a			
48, STADIOU ATHINA	+30 2103363800	210-3243903								
BETA SECURITIES S.A.				a		a	a			a
29 , ALEXANDRAS AVEN. & VRAILA ATHINA	+30 2106478900	210-6410139								
BNP PARIBAS SECURITIES SERVICES									a	
2, LAMPSAKOU ATHINA	+30 2107468500	210-7468579-581								
CAPITAL SECURITIES S.A.				a			a			
58, MITROPOLEOS ATHINA	+30 2103369700	+30 210 3369820								
CFS SECURITIES-INVESTMENT SERVICES S.A.				a						
3, PAPARRIGOPOULOU ATHINA	+30 2103360800	+30 210-3360980								
CITIGROUP GLOBAL MARKET LTD				a	a					
1, CITIGROUP CENTER , CANADA SQ., CANARY WHARF LONDON	+44 02079864000									
CITIGROUP GLOBAL MARKETS EUROPE AG				a						
16, REUTERWEG FRANKFURT										
CREDIT SUISSE SECURITIES (EUROPE) LIMITED				a	a					
1 , CABOT SQUARE LONDON	+44 2078888888									
CYCLOS SECURITIES S.A.				a			a			a
39, PANEPISTIMIOU ATHINA	+30 2103364300	+30 210-3239122								
DEUTSCHE BANK S.A.				a	a		a			
1 , GREAT WINCHESTER STREET LONDON	+44 20 754 54209	00441133361437								
DYNAMIC SECURITIES S.A.				a			a			a
, SYGROU AVENUE 223 & TRALLEON 2 NEA SMYRNI	+30 2103677700	210-3677777								
EUROBANK EQUITIES INVESTMENT FIRM S.A				a		a	a	a		a
, FILELLINON 10 & XENOFONTOS 13 ATHINA	+30 2103720000	210-3720001								
EUROBANK ERGASIAS S.A.									a	
8, OTHONOS STR. ATHINA	(210)-3337969	(210)-3245916								
	(210)-3337000	(210)-3233866								
8, OTHONOS ATHINA	+30 2103337000	210-3245916								
EUROCORP INVESTMENT SERVICES S.A.				a			a			a
14, FILIKIS ETERIAS SQ, ATHINA	+30 2107263500	2107263666								
EUROTRUST INVESTMENT FIRM SA				a						
113, SEVASTOUPOLEOS ATHINA	+30 2103363100	+30 210-3238334								
EUROXX SECURITIES S.A.				a		a	a	a		a
7, PALAIOLOGOU CHALANDRI	(210)-6879400	(210)-6879401								
7, PALEOLOGOU CHALANDRI	+30 2106879400	210-6879401								
G. A. PERVANAS SECURITIES-INVESTMENT SERVICES CO S.A.				a						
7-9, SOFOKLEOUS ATHINA	+30 2103727200	210-3210-291								
GLOBAL CAPITAL SECURITIES AND FINANCIAL SERVICES LTD				a	a					
50, AVE. ARCHIEPISKOPOU MAKARIOU NICOSIA	+357 22710710	357 22339332								
HELLENIC BANK (INVESTMENTS) LTD					a					
, AVE. KYRIAKOU MATSI 31 - PO BOX 24747 NICOSIA	+357 22500100	357 22500110								
HELLENIC-AMERICAN SECURITIES S.A.				a		a	a			a
27, ANDREA PAPANDEREOU ATHINA	+30 2103311100	+30 210-3215968								
HSBC FRANCE									a	
109-111, AVE. MESOGION ATHINA	+30 2106960000	210-6929336								
INDEX SECURITIES S.A.				a						
6, DRAGATSANIOU ATHINA	+30 2103213920	+30 210-3213216								

Athex & ATHEXClear Members List

Member Name				Stock Market			Derivatives Market		ATHEXClear Member	
	Address	Phone	Fax	Market Member	Remote Member	Market Maker	Proprietary	Market Maker	General Clearing	Direct Clearing
INVESTMENT BANK OF GREECE S.A.				a		a	a	a	a	
32 , EGIALIAS & PARADISOU MAROUSI	+30 2108173111	+30 210-6896325								
J. CHR. MAVRIKIS SECURITIES S.A.				a						
5, SOFOKLEOUS ATHINA	+30 2103216730	210-3217767								
KAPPA SECURITIES S.A.				a			a			
15, VALAORITOU ATHINA	+30 2103678600	+30 210-3641002								
KARAMANOF SECURITIES AND INVESTMENT SERVICES S.A.				a			a			
2, SQ. AGION THEODORON ATHINA	+30 2103212947	+30 210-3217088								
LAIKI FINANCIAL SERVICES LTD					a					
26, AVE. VYRONOS NICOSIA	357 22367367	357 22718567								
LEON DEPOLAS SECURITIES S.A.				a		a	a			
1, CHRISTOU LADA ATHINA	+30 2103213276	+30 210-3211618								
MEGA EQUITY SECURITIES & FINANCIAL SERVICES PUBLIC LTD				a	a		a			
42-44, AVE. GRIVA DIGENI NICOSIA	+357 22711711	357 22711811								
MERIT SECURITIES S.A				a		a	a			a
5, SOFOKLEOUS ATHINA	+30 2141008800	210-3671830								
MERRILL LYNCH INTERNATIONAL				a	a					
2 , KING EDWARD STREET LONDON	+44 20276281000									
N. CHRYSOCHOIDIS STOCK BROKERAGE I.S.S.A.				a			a			a
7-9, SOFOKLEOUS ATHINA	+30 2103213913	+30 210-3216115								
NATIONAL BANK OF GREECE S.A.				a		a	a		a	
68, AKADIMIAS STR. ATHINA	(210)-3328817	(210)-3328678								
86, AIOLOU STR. ATHINA	(210)-3341000	(210)-3228187								
NATIONAL SECURITIES S.A				a		a	a	a		
66, KIFISIAS AVE , BUILDING A ATHINA	+30 2107720000	+30 210-7720002								
NUNTIUS BROKERAGE AND INVESTMENT SERVICES S.A				a						
6, DRAGATSANIOU ATHINA	+30 2103350599	+30210-3254846								
ONE PLUS CAPITAL LIMITED				a	a					
, 75 PRODROMOU AVENUE, ONEWORLD PARKVIEW HOUSE, 3RD FLOOR	+44 20722873760									
PANTELAKIS SECURITIES S.A.				a		a	a	a		
57, ETHNIKIS ANTISTASIS B CHALANDRI	+30 2106965000	210-6929550								
PEGASUS SECURITIES S.A				a			a			
17 , VALAORITOU & AMERIKIS ATHINA	+30 2103670700	+30 210-3670760								
PIRAEUS BANK S.A.				a			a		a	
4, AMERIKIS STR. ATHINA	(210)-3335000	(210)-3335079								
4, AMERIKIS ATHINA	+30 2103335000	210-3335079								
4, AMERIKIS STR ATHINA	(210)-3335918	(210)-3254207								
PIRAEUS SECURITIES S.A.				a		a	a	a		a
10, STADIOU ATHINA	+30 2103354100	210-3354170								
PRELIUM INVESTMENT SERVICES S.A.				a			a			
342, KIFISIAS ATHINA	+30 2103677044	+30 210-6926403								
PROCHOICE SECURITIES LTD				a	a					
57, SPYROU KYPRIANOY NICOSIA	+357-24-661192	+357-24-662464								
SHARELINK SECURITIES-FINANCIAL SERVICES LTD				a	a		a			
6 , THEOTOKI MEGARO ELLINA NICOSIA	+357 22554200	+357 22750852								
SOCIETE GENERALE S.A.				a	a		a			
, 17 COURS VALMY 92987 PUTEAUX - LA DEFENSE PARIS	+33 157290504	+33142138697								
SOLIDUS SECURITIES S.A				a			a			a
64, LOUIZIS RIANCOUR ATHINA	+30 2106900600	210-6985421								
ST. EM. LAVRENTAKIS SECURITIES S.A.				a			a			
7-9, SOFOKLEOUS ATHINA	+30 2103213336	+30 210-3246572								
THE CYPRUS INVESTMENT & SECURITIES CORPORATION LTD				a	a					
154, LIMASSOL AVENUE, STROVOLOS NICOSIA	+357 22121700	357 22338800								
UBS LIMITED					a					
1 , FINSBURY AVENUE LONDON	+44 2075687135									

List of Stocks under Market Making operations

Securities	Stock Category
Market Maker	Start Market Making
<b>ADMIE (IPTO) HOLDING S.A. (CR)</b>	Main Market
PIRAEUS SECURITIES S.A.	29/06/2017
<b>ALPHA BANK (CR)</b>	Main Market
ALPHA FINANCE INVESTMENT SERVICES S.A.	29/02/2016
EUROBANK EQUITIES INVESTMENT FIRM S.A	24/10/2012
HELLENIC-AMERICAN SECURITIES S.A.	06/02/2019
LEON DEPOLAS SECURITIES S.A.	04/01/2016
MERIT SECURITIES S.A	03/09/2013
NATIONAL SECURITIES S.A	15/01/2013
PIRAEUS SECURITIES S.A.	28/05/2013
<b>ALUMIL (CR)</b>	Main Market
BETA SECURITIES S.A.	18/07/2013
<b>AS COMPANY SA (CR)</b>	Main Market
EUROBANK EQUITIES INVESTMENT FIRM S.A	01/04/2019
<b>ATTICA BANK S.A. (CR)</b>	Main Market
BETA SECURITIES S.A.	02/06/2014
EUROXX SECURITIES S.A.	22/01/2016
PIRAEUS SECURITIES S.A.	20/09/2017
<b>ATTICA HOLDINGS (CR)</b>	Main Market
HELLENIC-AMERICAN SECURITIES S.A.	28/12/2017
<b>AUTOHELLAS SA (CR)</b>	Main Market
EUROXX SECURITIES S.A.	02/07/2018
<b>BYTE COMPUTER SA (CR)</b>	Main Market
MERIT SECURITIES S.A	04/08/2013
<b>CC HBC AG (CR)</b>	Main Market
EUROBANK EQUITIES INVESTMENT FIRM S.A	23/10/2013
NATIONAL SECURITIES S.A	29/04/2013
PIRAEUS SECURITIES S.A.	04/05/2015
<b>CENERGY HOLDINGS (CB)</b>	Main Market
ALPHA FINANCE INVESTMENT SERVICES S.A.	02/01/2017
EUROBANK EQUITIES INVESTMENT FIRM S.A	02/01/2017
<b>CNL CAPITAL (CR)</b>	Main Market
MERIT SECURITIES S.A	01/10/2018
<b>EKTER SA (CR)</b>	Main Market
EUROBANK EQUITIES INVESTMENT FIRM S.A	16/10/2017
LEON DEPOLAS SECURITIES S.A.	21/05/2018
<b>ELASTRON (CR)</b>	Main Market
LEON DEPOLAS SECURITIES S.A.	20/02/2017
<b>ELLAKTOR (CR)</b>	Main Market
ALPHA FINANCE INVESTMENT SERVICES S.A.	14/03/2019
EUROBANK EQUITIES INVESTMENT FIRM S.A	01/06/2013
EUROXX SECURITIES S.A.	24/09/2018
HELLENIC-AMERICAN SECURITIES S.A.	14/01/2019
NATIONAL SECURITIES S.A	25/06/2013
PIRAEUS SECURITIES S.A.	22/10/2018
<b>ELTON SA (CR)</b>	Main Market
BETA SECURITIES S.A.	03/09/2013
LEON DEPOLAS SECURITIES S.A.	01/04/2019
<b>ELVALHALCOR (CB)</b>	Main Market
ALPHA FINANCE INVESTMENT SERVICES S.A.	07/05/2018
EUROBANK EQUITIES INVESTMENT FIRM S.A	07/05/2018
<b>EUROBANK ERGASIAS (CR)</b>	Main Market
ALPHA FINANCE INVESTMENT SERVICES S.A.	08/01/2013
EUROBANK EQUITIES INVESTMENT FIRM S.A	01/06/2013
HELLENIC-AMERICAN SECURITIES S.A.	25/07/2014
MERIT SECURITIES S.A	06/11/2017
NATIONAL SECURITIES S.A	01/01/2017
PIRAEUS SECURITIES S.A.	28/09/2013
<b>FOURLIS (CR)</b>	Main Market
EUROBANK EQUITIES INVESTMENT FIRM S.A	01/12/2016
EUROXX SECURITIES S.A.	01/12/2016
PIRAEUS SECURITIES S.A.	06/03/2017
<b>GEK TERNA (CR)</b>	Main Market
HELLENIC-AMERICAN SECURITIES S.A.	07/09/2015
<b>GR. SARANTIS S.A. (CR)</b>	Main Market
ALPHA FINANCE INVESTMENT SERVICES S.A.	19/06/2018
BETA SECURITIES S.A.	14/05/2013
EUROBANK EQUITIES INVESTMENT FIRM S.A	24/10/2016

List of Stocks under Market Making operations

Securities	Market Maker	Start Market Making	Stock Category
<b>GRIVALIA PROPERTIES (CR)</b>			Main Market
	EUROBANK EQUITIES INVESTMENT FIRM S.A	20/09/2017	
<b>HELLENIC EXCHANGES-A.S.E. (CR)</b>			Main Market
	NATIONAL SECURITIES S.A	25/06/2013	
	PIRAEUS SECURITIES S.A.	04/05/2015	
<b>HELLENIC PETROLEUM (CR)</b>			Main Market
	HELLENIC-AMERICAN SECURITIES S.A.	14/09/2015	
	PIRAEUS SECURITIES S.A.	20/03/2017	
<b>IKTINOS HELLAS SA (CR)</b>			Main Market
	ALPHA FINANCE INVESTMENT SERVICES S.A.	01/04/2019	
	EUROBANK EQUITIES INVESTMENT FIRM S.A	25/02/2019	
<b>INTRACOM CONSTR. (CR)</b>			Main Market
	MERIT SECURITIES S.A	05/06/2018	
<b>INTRACOM HOLDINGS (CR)</b>			Main Market
	ALPHA FINANCE INVESTMENT SERVICES S.A.	03/08/2018	
	LEON DEPOLAS SECURITIES S.A.	08/10/2018	
<b>INTRALOT (CR)</b>			Main Market
	ALPHA FINANCE INVESTMENT SERVICES S.A.	03/07/2017	
	BETA SECURITIES S.A.	10/04/2017	
	EUROBANK EQUITIES INVESTMENT FIRM S.A	18/12/2017	
	EUROXX SECURITIES S.A.	12/06/2017	
	HELLENIC-AMERICAN SECURITIES S.A.	30/05/2018	
	PANTELAKIS SECURITIES S.A.	07/05/2018	
	PIRAEUS SECURITIES S.A.	28/09/2013	
<b>J &amp; P - AVAX SA (CR)</b>			Main Market
	EUROBANK EQUITIES INVESTMENT FIRM S.A	14/12/2015	
<b>JUMBO SA (CR)</b>			Main Market
	MERIT SECURITIES S.A	06/11/2017	
	PIRAEUS SECURITIES S.A.	06/03/2017	
<b>KLOUKINAS - LAPPAS SA (CR)</b>			Main Market
	BETA SECURITIES S.A.	22/09/2014	
<b>KRI-KRI S.A. (CR)</b>			Main Market
	EUROBANK EQUITIES INVESTMENT FIRM S.A	07/05/2018	
	LEON DEPOLAS SECURITIES S.A.	16/01/2017	
<b>LAMDA DEVELOPMENT SA (CR)</b>			Main Market
	EUROBANK EQUITIES INVESTMENT FIRM S.A	08/12/2014	
	PANTELAKIS SECURITIES S.A.	06/11/2017	
	PIRAEUS SECURITIES S.A.	29/06/2017	
<b>LAMPSA HOTEL SA (CR)</b>			Main Market
	LEON DEPOLAS SECURITIES S.A.	16/01/2017	
<b>MARFIN INVESTMENT GROUP (CR)</b>			Main Market
	PIRAEUS SECURITIES S.A.	02/02/2013	
<b>MLS MULTIMEDIA SA (CR)</b>			Main Market
	HELLENIC-AMERICAN SECURITIES S.A.	07/12/2015	
<b>MOTOR OIL (CR)</b>			Main Market
	HELLENIC-AMERICAN SECURITIES S.A.	01/09/2014	
	LEON DEPOLAS SECURITIES S.A.	01/04/2019	
	MERIT SECURITIES S.A	25/02/2019	
	NATIONAL SECURITIES S.A	17/02/2014	
	PIRAEUS SECURITIES S.A.	04/05/2015	
<b>MYTILINEOS HOLDINGS (CR)</b>			Main Market
	EUROBANK EQUITIES INVESTMENT FIRM S.A	20/09/2017	
	MERIT SECURITIES S.A	25/02/2019	
	NATIONAL SECURITIES S.A	25/06/2013	
	PIRAEUS SECURITIES S.A.	04/05/2015	
<b>NATIONAL BANK (CR)</b>			Main Market
	ALPHA FINANCE INVESTMENT SERVICES S.A.	08/01/2013	
	EUROBANK EQUITIES INVESTMENT FIRM S.A	24/10/2012	
	HELLENIC-AMERICAN SECURITIES S.A.	25/07/2014	
	LEON DEPOLAS SECURITIES S.A.	20/04/2015	
	MERIT SECURITIES S.A	03/09/2013	
	NATIONAL SECURITIES S.A	28/02/2013	
	PIRAEUS SECURITIES S.A.	08/09/2013	

List of Stocks under Market Making operations

Securities	Stock Category
Market Maker	Start Market Making
<b>OPAP (CR)</b>	<b>Main Market</b>
ALPHA FINANCE INVESTMENT SERVICES S.A.	08/01/2013
EUROBANK EQUITIES INVESTMENT FIRM S.A	24/10/2012
HELLENIC-AMERICAN SECURITIES S.A.	25/07/2014
MERIT SECURITIES S.A	20/03/2017
NATIONAL SECURITIES S.A	15/01/2013
PIRAEUS SECURITIES S.A.	04/05/2015
<b>OTE (CR)</b>	<b>Main Market</b>
ALPHA FINANCE INVESTMENT SERVICES S.A.	08/01/2013
EUROBANK EQUITIES INVESTMENT FIRM S.A	24/10/2012
HELLENIC-AMERICAN SECURITIES S.A.	25/07/2014
LEON DEPOLAS SECURITIES S.A.	01/04/2019
MERIT SECURITIES S.A	20/03/2017
NATIONAL SECURITIES S.A	01/12/2012
PIRAEUS SECURITIES S.A.	08/09/2013
<b>P.P.A. S.A. (CR)</b>	<b>Main Market</b>
EUROBANK EQUITIES INVESTMENT FIRM S.A	06/02/2019
<b>PAPOUTSANIS (CR)</b>	<b>Main Market</b>
ALPHA FINANCE INVESTMENT SERVICES S.A.	19/11/2018
BETA SECURITIES S.A.	25/11/2013
<b>PETROPOULOS PETROS (CR)</b>	<b>Main Market</b>
BETA SECURITIES S.A.	28/05/2013
EUROBANK EQUITIES INVESTMENT FIRM S.A	01/04/2019
<b>PIRAEUS BANK (CR)</b>	<b>Main Market</b>
EUROBANK EQUITIES INVESTMENT FIRM S.A	23/10/2012
EUROXX SECURITIES S.A.	15/02/2016
HELLENIC-AMERICAN SECURITIES S.A.	14/01/2019
MERIT SECURITIES S.A	16/09/2013
NATIONAL SECURITIES S.A	02/06/2013
PIRAEUS SECURITIES S.A.	16/02/2013
<b>PLAISIO COMPUTERS SA (CR)</b>	<b>Main Market</b>
BETA SECURITIES S.A.	05/05/2014
EUROBANK EQUITIES INVESTMENT FIRM S.A	02/03/2015
<b>PPC (CR)</b>	<b>Main Market</b>
ALPHA FINANCE INVESTMENT SERVICES S.A.	23/07/2018
ALPHA FINANCE INVESTMENT SERVICES S.A.	08/01/2013
EUROBANK EQUITIES INVESTMENT FIRM S.A	23/10/2012
MERIT SECURITIES S.A	06/11/2017
NATIONAL SECURITIES S.A	26/03/2013
PIRAEUS SECURITIES S.A.	28/09/2013
<b>QUALITY &amp; RELIABILITY SA (CR)</b>	<b>Main Market</b>
BETA SECURITIES S.A.	20/08/2014
<b>QUEST HOLDINGS (CR)</b>	<b>Main Market</b>
BETA SECURITIES S.A.	26/03/2018
EUROBANK EQUITIES INVESTMENT FIRM S.A	28/01/2019
<b>S.KANAKIS SA (CR)</b>	<b>Main Market</b>
BETA SECURITIES S.A.	01/10/2013
<b>THRACE PLASTICS SA (CR)</b>	<b>Main Market</b>
ALPHA FINANCE INVESTMENT SERVICES S.A.	26/03/2018
EUROBANK EQUITIES INVESTMENT FIRM S.A	26/03/2018
<b>TITAN CEMENT (CR)</b>	<b>Main Market</b>
EUROBANK EQUITIES INVESTMENT FIRM S.A	12/03/2019
NATIONAL SECURITIES S.A	17/02/2014
PANTELAKIS SECURITIES S.A.	14/03/2019
PIRAEUS SECURITIES S.A.	04/05/2015
<b>VIOHALCO SA/NV (CB)</b>	<b>Main Market</b>
ALPHA FINANCE INVESTMENT SERVICES S.A.	17/02/2014
EUROBANK EQUITIES INVESTMENT FIRM S.A	01/01/2017
MERIT SECURITIES S.A	17/03/2014



Equity Investment Instruments Acknowledgements

Portfolio Investments Company Name	NAV per Share	Share Price	Premium/ Discount
ALPHA TRUST ANDROMEDA SA	28.55	23.00	-19.43%

Acknowledgements Notes

According to the Decision of the Capital Market Commission 4/278/12.08.2003 Portfolio Investment Companies are required to notify the Athens Exchange on the 10th, 20th and last working day of each month the Net Asset Value (NAV) of their shares as well as Premium or Discount in relation to their market value.

Underlying Asset				Derivatives Market													
Price max	Price min	Closing price	change	Delivery Month	Open price	Price max	Price min	Last price	Closing price	Last Bid	Last Ask	Fixing price*	Life high	Life low	Trades	Volume	Open Interest
<b>FTSE/Athex Large Cap</b>				(Trade Unit: 1 Index Point x 2€, Cash Settlement)													
1,967.53	1,950.50	1,959.99	0.13%	April 2019	1,964.50	1,971.50	1,959.50	1,969.50	1,969.50	---	---	---	1,971.50	---	135	751	6,358
				May 2019	1,958.00	1,971.25	1,958.00	1,971.25	1,971.25	---	---	---	1,971.25	---	29	235	1,252
				June 2019	---	---	---	---	1,965.25	---	---	---	1,935.00	---	---	---	34
				September 2019	---	---	---	---	1,975.00	---	---	---	---	---	---	---	---
				December 2019	---	---	---	---	1,985.00	---	---	---	---	---	---	---	---
				March 2020	---	---	---	---	1,995.00	---	---	---	---	---	---	---	---

Derivatives notes

Fixing prices and final open positions can be retrieved from the following path <http://www.helex.gr/el/web/guest/statistics-end-of-day-derivatives>

Underlying Asset				Derivatives Market													
Price max	Price min	Closing price	change	Delivery Month	Open price	Price max	Price min	Last price	Closing price	Last Bid	Last Ask	Fixing price*	Life high	Life low	Trades	Volume	Open Interest
<b>ADMIE (IPTO) HOLDING S.A. (CR)</b>																	
(Contract Size: 100 Securities, Physical Delivery)																	
1.814	1.788	1.8	0.00%	June 2019	1.81	1.81	1.80	1.80	1.80	---	---	---	1.88	---	8	77	5,852
				September 2019	---	---	---	---	1.82	---	---	---	---	---	---	---	---
				December 2019	---	---	---	---	1.83	---	---	---	---	---	---	---	---
				March 2020	---	---	---	---	1.83	---	---	---	---	---	---	---	---
<b>ALPHA BANK (CR)</b>																	
(Contract Size: 100 Securities, Physical Delivery)																	
1.502	1.473	1.48	-1.00%	June 2019	1.50	1.51	1.48	1.48	1.48	---	---	---	1.51	---	184	4,330	43,578
				September 2019	---	---	---	---	1.51	---	---	---	---	---	---	---	---
				December 2019	---	---	---	---	1.52	---	---	---	---	---	---	---	---
				March 2020	---	---	---	---	1.52	---	---	---	---	---	---	---	---
<b>ATTICA BANK S.A. (CR)</b>																	
(Contract Size: 100 Securities, Physical Delivery)																	
0.206	0.1962	0.1992	-1.87%	June 2019	---	---	---	---	0.204	---	---	---	0.217	---	---	---	3,712
				September 2019	---	---	---	---	0.205	---	---	---	---	---	---	---	---
				December 2019	---	---	---	---	0.206	---	---	---	---	---	---	---	---
				March 2020	---	---	---	---	0.207	---	---	---	---	---	---	---	---
<b>CC HBC AG (CR)</b>																	
(Contract Size: 100 Securities, Physical Delivery)																	
30.12	29.93	29.98	0.88%	June 2019	30.00	30.00	29.91	29.91	29.91	---	---	---	31.20	---	4	57	194
				September 2019	---	---	---	---	29.99	---	---	---	---	---	---	---	---
				December 2019	---	---	---	---	30.14	---	---	---	---	---	---	---	---
				March 2020	---	---	---	---	30.29	---	---	---	---	---	---	---	---
<b>CENERGY HOLDINGS (CB)</b>																	
(Contract Size: 100 Securities, Physical Delivery)																	
1.284	1.262	1.266	-0.63%	June 2019	1.29	1.30	1.27	1.29	1.29	---	---	---	1.38	---	45	218	7,391
				September 2019	---	---	---	---	1.29	---	---	---	---	---	---	---	---
				December 2019	---	---	---	---	1.29	---	---	---	---	---	---	---	---
				March 2020	---	---	---	---	1.30	---	---	---	---	---	---	---	---
<b>ELLAKTOR (CR)</b>																	
(Contract Size: 100 Securities, Physical Delivery)																	
1.736	1.7	1.72	0.12%	June 2019	1.71	1.73	1.70	1.72	1.72	---	---	---	1.73	---	52	281	10,858
				September 2019	---	---	---	---	1.73	---	---	---	---	---	---	---	---
				December 2019	---	---	---	---	1.74	---	---	---	---	---	---	---	---
				March 2020	---	---	---	---	1.75	---	---	---	---	---	---	---	---
<b>EUROBANK ERGASIAS (CR)</b>																	
(Contract Size: 100 Securities, Physical Delivery)																	
0.7095	0.689	0.689	-1.85%	June 2019	0.703	0.706	0.691	0.693	0.693	---	---	---	0.736	---	92	1,791	68,775
				September 2019	---	---	---	---	0.708	---	---	---	0.711	---	---	---	5
				December 2019	---	---	---	---	0.712	---	---	---	---	---	---	---	---
				March 2020	---	---	---	---	0.715	---	---	---	---	---	---	---	---

Derivatives notes

Fixing prices and final open positions can be retrieved from the following path <http://www.helex.gr/el/web/guest/statistics-end-of-day-derivatives>

Underlying Asset				Derivatives Market													
Price max	Price min	Closing price	change	Delivery Month	Open price	Price max	Price min	Last price	Closing price	Last Bid	Last Ask	Fixing price*	Life high	Life low	Trades	Volume	Open Interest
<b>EYDAP S.A. (CR)</b>				(Contract Size: 100 Securities, Physical Delivery)													
6	5.93	6	-0.33%	June 2019	6.01	6.02	6.01	6.01	6.01	---	---	---	6.04	---	5	24	532
				September 2019	---	---	---	---	6.07	---	---	---	---	---	---	---	---
				December 2019	---	---	---	---	6.10	---	---	---	---	---	---	---	---
				March 2020	---	---	---	---	6.14	---	---	---	---	---	---	---	---
<b>FOURLIS (CR)</b>				(Contract Size: 100 Securities, Physical Delivery)													
5.37	5.18	5.33	2.50%	June 2019	5.35	5.35	5.34	5.34	5.34	---	---	---	5.35	---	2	3	99
				September 2019	---	---	---	---	5.25	---	---	---	---	---	---	---	---
				December 2019	---	---	---	---	5.27	---	---	---	---	---	---	---	---
				March 2020	---	---	---	---	5.30	---	---	---	---	---	---	---	---
<b>GEK TERNA (CR)</b>				(Contract Size: 100 Securities, Physical Delivery)													
5.45	5.34	5.38	-0.37%	June 2019	5.40	5.46	5.40	5.43	5.43	---	---	---	5.48	---	14	58	7,129
				September 2019	---	---	---	---	5.45	---	---	---	4.90	---	---	---	---
				December 2019	---	---	---	---	5.48	---	---	---	---	---	---	---	---
				March 2020	---	---	---	---	5.50	---	---	---	---	---	---	---	---
<b>GRIVALIA PROPERTIES (CR)</b>				(Contract Size: 100 Securities, Physical Delivery)													
11.12	10.82	10.94	-0.55%	June 2019	---	---	---	---	11.04	---	---	---	10.74	---	---	---	60
				September 2019	---	---	---	---	11.10	---	---	---	---	---	---	---	---
				December 2019	---	---	---	---	11.15	---	---	---	---	---	---	---	---
				March 2020	---	---	---	---	11.21	---	---	---	---	---	---	---	---
<b>HELLENIC EXCHANGES-A.S.E. (CR)</b>				(Contract Size: 100 Securities, Physical Delivery)													
4.675	4.57	4.57	-2.14%	June 2019	4.61	4.62	4.59	4.60	4.60	---	---	---	4.80	---	14	44	3,829
				September 2019	---	---	---	---	4.71	---	---	---	---	---	---	---	---
				December 2019	---	---	---	---	4.74	---	---	---	---	---	---	---	---
				March 2020	---	---	---	---	4.76	---	---	---	---	---	---	---	---
<b>HELLENIC PETROLEUM (CR)</b>				(Contract Size: 100 Securities, Physical Delivery)													
8.4	8.28	8.35	0.00%	June 2019	8.41	8.41	8.32	8.37	8.37	---	---	---	8.77	---	20	169	2,590
				September 2019	---	---	---	---	8.43	---	---	---	---	---	---	---	---
				December 2019	---	---	---	---	8.47	---	---	---	---	---	---	---	---
				March 2020	---	---	---	---	8.51	---	---	---	---	---	---	---	---
<b>INTRACOM HOLDINGS (CR)</b>				(Contract Size: 100 Securities, Physical Delivery)													
1.01	0.952	0.984	1.13%	June 2019	0.992	1.03	0.977	1.00	1.00	---	---	---	1.12	---	33	161	4,416
				September 2019	---	---	---	---	0.982	---	---	---	1.09	---	---	---	9
				December 2019	---	---	---	---	0.987	---	---	---	---	---	---	---	---
				March 2020	---	---	---	---	0.992	---	---	---	---	---	---	---	---

Derivatives notes

Fixing prices and final open positions can be retrieved from the following path <http://www.helex.gr/el/web/guest/statistics-end-of-day-derivatives>

Underlying Asset				Derivatives Market													
Price max	Price min	Closing price	change	Delivery Month	Open price	Price max	Price min	Last price	Closing price	Last Bid	Last Ask	Fixing price*	Life high	Life low	Trades	Volume	Open Interest
<b>INTRALOT (CR)</b>				(Contract Size: 100 Securities, Physical Delivery)													
0.545	0.511	0.54	4.45%	June 2019	0.515	0.548	0.513	0.542	0.542	---	---	---	0.548	---	66	862	5,153
				September 2019	---	---	---	---	0.522	---	---	---	---	---	---	---	---
				December 2019	---	---	---	---	0.524	---	---	---	---	---	---	---	---
				March 2020	---	---	---	---	0.527	---	---	---	---	---	---	---	---
<b>JUMBO SA (CR)</b>				(Contract Size: 100 Securities, Physical Delivery)													
15.05	14.68	15.05	1.69%	June 2019	14.75	14.97	14.70	14.97	14.97	---	---	---	14.97	---	18	99	630
				September 2019	---	---	---	---	14.93	---	---	---	---	---	---	---	---
				December 2019	---	---	---	---	15.01	---	---	---	---	---	---	---	---
				March 2020	---	---	---	---	15.08	---	---	---	---	---	---	---	---
<b>LAMDA DEVELOPMENT SA (CR)</b>				(Contract Size: 100 Securities, Physical Delivery)													
6.9	6.76	6.87	0.73%	June 2019	6.82	6.88	6.82	6.86	6.86	---	---	---	6.95	---	20	56	2,783
				September 2019	---	---	---	---	6.88	---	---	---	---	---	---	---	---
				December 2019	---	---	---	---	6.92	---	---	---	---	---	---	---	---
				March 2020	---	---	---	---	6.95	---	---	---	---	---	---	---	---
<b>MARFIN INVESTMENT GROUP (CR)</b>				(Contract Size: 100 Securities, Physical Delivery)													
0.0946	0.0881	0.0918	4.32%	June 2019	0.092	0.096	0.092	0.094	0.094	---	---	---	0.100	---	63	2,131	70,279
				September 2019	---	---	---	---	0.089	---	---	---	---	---	---	---	---
				December 2019	---	---	---	---	0.089	---	---	---	---	---	---	---	---
				March 2020	---	---	---	---	0.090	---	---	---	---	---	---	---	---
<b>MOTOR OIL (CR)</b>				(Contract Size: 100 Securities, Physical Delivery)													
21.26	20.96	20.96	-0.57%	June 2019	21.10	21.10	20.92	20.92	20.92	---	---	---	21.81	---	5	48	158
				September 2019	---	---	---	---	21.27	---	---	---	---	---	---	---	---
				December 2019	---	---	---	---	21.38	---	---	---	---	---	---	---	---
				March 2020	---	---	---	---	21.48	---	---	---	---	---	---	---	---
<b>MYTILINEOS HOLDINGS (CR)</b>				(Contract Size: 100 Securities, Physical Delivery)													
9.68	9.58	9.62	0.00%	June 2019	9.67	9.70	9.65	9.67	9.67	---	---	---	9.71	---	64	683	9,771
				September 2019	---	---	---	---	9.71	---	---	---	---	---	---	---	---
				December 2019	---	---	---	---	9.76	---	---	---	---	---	---	---	---
				March 2020	---	---	---	---	9.80	---	---	---	---	---	---	---	---
<b>NATIONAL BANK (CR)</b>				(Contract Size: 100 Securities, Physical Delivery)													
1.937	1.8655	1.901	1.06%	June 2019	1.90	1.95	1.88	1.90	1.90	---	---	---	1.95	---	394	6,716	51,048
				September 2019	---	---	---	---	1.90	---	---	---	---	---	---	---	---
				December 2019	---	---	---	---	1.91	---	---	---	---	---	---	---	---
				March 2020	---	---	---	---	1.92	---	---	---	---	---	---	---	---

Derivatives notes

Fixing prices and final open positions can be retrieved from the following path <http://www.helex.gr/el/web/guest/statistics-end-of-day-derivatives>

Underlying Asset				Derivatives Market													
Price max	Price min	Closing price	change	Delivery Month	Open price	Price max	Price min	Last price	Closing price	Last Bid	Last Ask	Fixing price*	Life high	Life low	Trades	Volume	Open Interest
<b>OPAP (CR)</b>				(Contract Size: 100 Securities, Physical Delivery)													
9.39	9.295	9.37	0.00%	June 2019	9.38	9.48	9.35	9.39	9.39	---	---	---	9.48	---	45	280	3,616
				September 2019	---	---	---	---	9.45	---	---	---	9.20	---	---	---	1
				December 2019	---	---	---	---	9.50	---	---	---	---	---	---	---	---
				March 2020	---	---	---	---	9.55	---	---	---	---	---	---	---	---
<b>OTE (CR)</b>				(Contract Size: 100 Securities, Physical Delivery)													
12.59	12.31	12.42	-0.88%	June 2019	12.53	12.53	12.35	12.41	12.41	---	---	---	12.68	---	15	134	3,066
				September 2019	---	---	---	---	12.64	---	---	---	---	---	---	---	---
				December 2019	---	---	---	---	12.71	---	---	---	---	---	---	---	---
				March 2020	---	---	---	---	12.77	---	---	---	---	---	---	---	---
<b>P.P.A. S.A. (CR)</b>				(Contract Size: 100 Securities, Physical Delivery)													
19.3	18.84	18.94	0.74%	June 2019	19.32	19.32	19.10	19.10	19.10	---	---	---	19.32	---	3	7	564
				September 2019	---	---	---	---	18.97	---	---	---	---	---	---	---	---
				December 2019	---	---	---	---	19.06	---	---	---	---	---	---	---	---
				March 2020	---	---	---	---	19.16	---	---	---	---	---	---	---	---
<b>PIRAEUS BANK (CR)</b>				(Contract Size: 100 Securities, Physical Delivery)													
1.895	1.82	1.852	0.38%	June 2019	1.85	1.89	1.83	1.86	1.86	---	---	---	1.89	---	541	7,297	31,059
				September 2019	---	---	---	---	1.86	---	---	---	1.44	---	---	---	90
				December 2019	---	---	---	---	1.87	---	---	---	---	---	---	---	---
				March 2020	---	---	---	---	1.88	---	---	---	---	---	---	---	---
<b>PPC (CR)</b>				(Contract Size: 100 Securities, Physical Delivery)													
1.828	1.796	1.811	0.89%	June 2019	1.82	1.85	1.80	1.82	1.82	---	---	---	1.85	---	154	1,123	18,986
				September 2019	1.85	1.86	1.83	1.83	1.83	---	---	---	1.86	---	4	12	15
				December 2019	---	---	---	---	1.82	---	---	---	---	---	---	---	---
				March 2020	---	---	---	---	1.83	---	---	---	---	---	---	---	---
<b>TERNA ENERGY (CR)</b>				(Contract Size: 106 Securities, Physical Delivery)													
6.82	6.57	6.79	2.88%	June 2019	6.58	6.83	6.54	6.81	6.81	---	---	---	6.83	---	68	315	4,199
				September 2019	---	---	---	---	6.66	---	---	---	---	---	---	---	---
				December 2019	---	---	---	---	6.69	---	---	---	---	---	---	---	---
				March 2020	---	---	---	---	6.73	---	---	---	---	---	---	---	---
<b>TITAN CEMENT (CR)</b>				(Contract Size: 100 Securities, Physical Delivery)													
19.2	18.98	19.18	0.63%	June 2019	19.16	19.21	19.06	19.21	19.21	---	---	---	19.70	---	6	19	325
				September 2019	---	---	---	---	19.23	---	---	---	---	---	---	---	---
				December 2019	---	---	---	---	19.33	---	---	---	---	---	---	---	---
				March 2020	---	---	---	---	19.42	---	---	---	---	---	---	---	---

Derivatives notes

Fixing prices and final open positions can be retrieved from the following path <http://www.helex.gr/el/web/guest/statistics-end-of-day-derivatives>

Underlying Asset				Derivatives Market													
Price max	Price min	Closing price	change	Delivery Month	Open price	Price max	Price min	Last price	Closing price	Last Bid	Last Ask	Fixing price*	Life high	Life low	Trades	Volume	Open Interest
<b>VIOHALCO SA/NV (CB)</b>				(Contract Size: 100 Securities, Physical Delivery)													
3.485	3.425	3.485	0.58%	June 2019	3.46	3.49	3.46	3.49	3.49	---	---	---	3.52	---	23	114	6,340
				September 2019	---	---	---	---	3.50	---	---	---	---	---	---	---	---
				December 2019	---	---	---	---	3.51	---	---	---	---	---	---	---	---
				March 2020	---	---	---	---	3.53	---	---	---	---	---	---	---	---

Derivatives notes

Fixing prices and final open positions can be retrieved from the following path <http://www.helex.gr/el/web/guest/statistics-end-of-day-derivatives>

FTSE/Athex Large Cap

(Trade Unit: 1 Index Point x 2€ - Exercise Style: European, Cash Settlement)

Call Options																Put Options																													
Exercise Price	April 2019							May 2019							Other Months		April 2019							May 2019							Other Months		Exercise Price												
	Open price	Price max	Price min	Last price	Closing price	Volume	Open Interest	Open price	Price max	Price min	Last price	Closing price	Volume	Open Interest	Volume	Open Interest	Open price	Price max	Price min	Last price	Closing price	Volume	Open Interest	Open price	Price max	Price min	Last price	Closing price	Volume	Open Interest	Volume	Open Interest													
1,425	-	-	-	-	-	-	-	-	-	-	-	-	-	-	-	-	-	-	-	-	-	-	-	-	-	-	-	-	-	-	-	-	1,425												
1,450	-	-	-	-	-	-	-	-	-	-	-	-	-	-	-	-	-	-	-	-	-	-	-	-	-	-	-	-	-	-	-	-	1,450												
1,475	-	-	-	-	-	-	-	-	-	-	-	-	-	-	-	-	-	-	-	-	-	-	-	-	-	-	-	-	-	-	-	-	1,475												
1,500	-	-	-	-	-	-	-	-	-	-	-	-	-	-	-	-	-	-	-	-	-	-	-	-	-	-	-	-	-	-	-	-	1,500												
1,525	0.00	0.00	0.00	-	436.00	-	-	-	-	-	-	-	-	-	-	-	0.00	0.00	0.00	-	0.01	-	-	-	-	-	-	-	-	-	-	-	1,525												
1,550	0.00	0.00	0.00	-	411.00	-	-	-	-	-	-	-	-	-	-	-	0.00	0.00	0.00	-	0.02	-	-	-	-	-	-	-	-	-	-	-	1,550												
1,575	0.00	0.00	0.00	-	386.00	-	-	-	-	-	-	-	-	-	-	-	0.00	0.00	0.00	-	0.01	-	-	-	-	-	-	-	-	-	-	-	1,575												
1,600	0.00	0.00	0.00	-	361.00	-	-	0.00	0.00	0.00	-	362.00	-	-	-	0.00	0.00	0.00	-	0.01	-	-	0.00	0.00	0.00	-	0.01	-	-	-	-	1,600													
1,625	0.00	0.00	0.00	-	336.00	-	-	0.00	0.00	0.00	-	337.00	-	-	-	0.00	0.00	0.00	-	0.01	-	-	0.00	0.00	0.00	-	0.03	-	-	-	-	1,625													
1,650	0.00	0.00	0.00	-	311.00	-	-	0.00	0.00	0.00	-	312.00	-	-	-	0.00	0.00	0.00	-	0.02	-	-	0.00	0.00	0.00	-	0.01	-	-	-	-	1,650													
1,675	0.00	0.00	0.00	-	286.00	-	-	0.00	0.00	0.00	-	287.00	-	-	-	0.00	0.00	0.00	-	0.01	-	-	0.00	0.00	0.00	-	0.01	-	-	-	-	1,675													
1,700	0.00	0.00	0.00	-	261.00	-	-	0.00	0.00	0.00	-	262.00	-	-	-	0.00	0.00	0.00	-	0.01	-	60	0.00	0.00	0.00	-	0.02	-	-	-	-	1,700													
1,725	0.00	0.00	0.00	-	236.00	-	-	0.00	0.00	0.00	-	237.00	-	-	-	0.00	0.00	0.00	-	0.01	-	60	0.00	0.00	0.00	-	0.02	-	-	-	-	1,725													
1,750	0.00	0.00	0.00	-	211.00	-	38	0.00	0.00	0.00	-	212.00	-	-	-	0.00	0.00	0.00	-	0.01	-	16	0.00	0.00	0.00	-	0.06	-	-	-	-	1,750													
1,775	0.00	0.00	0.00	-	186.00	-	80	0.00	0.00	0.00	-	187.00	-	-	-	0.00	0.00	0.00	-	0.01	-	111	0.00	0.00	0.00	-	0.19	-	-	-	-	1,775													
1,800	0.00	0.00	0.00	-	161.00	-	70	0.00	0.00	0.00	-	162.00	-	-	-	0.00	0.00	0.00	-	0.01	-	58	0.00	0.00	0.00	-	0.51	-	-	-	-	1,800													
1,825	0.00	0.00	0.00	-	136.00	-	202	0.00	0.00	0.00	-	138.00	-	20	-	0.00	0.00	0.00	-	0.01	-	190	0.00	0.00	0.00	-	1.20	-	100	-	-	1,825													
1,850	0.00	0.00	0.00	-	111.00	-	61	0.00	0.00	0.00	-	115.00	-	40	-	0.00	0.00	0.00	-	0.02	-	123	0.00	0.00	0.00	-	2.70	-	141	-	-	1,850													
1,875	0.00	0.00	0.00	-	86.50	-	44	0.00	0.00	0.00	-	92.50	-	81	-	0.00	0.00	0.00	-	0.15	-	86	0.00	0.00	0.00	-	5.40	-	192	-	-	1,875													
1,900	70.00	70.00	70.00	70.00	70.00	1	80	75.00	75.00	75.00	75.00	75.00	1	80	-	0.00	70.00	0.00	-	0.88	-	181	10.00	10.00	10.00	10.00	10.00	1	134	-	-	1,900													
1,925	50.00	50.00	47.00	47.00	47.00	2	37	0.00	0.00	0.00	-	54.00	-	103	-	2.50	50.00	2.50	2.50	2.50	15	30	20.75	20.75	15.00	15.00	15.00	25	7	-	-	1,925													
1,950	22.00	26.00	22.00	26.00	26.00	21	47	44.00	46.00	44.00	46.00	46.00	21	45	-	6.00	26.00	6.00	6.00	6.00	5	26	24.00	24.00	20.00	23.00	23.00	70	82	-	-	1,950													
1,975	11.00	11.00	11.00	11.00	11.00	5	28	30.50	30.50	30.50	30.50	30.50	20	145	-	16.00	11.00	16.00	16.00	16.00	2	2	31.00	31.00	31.00	31.00	31.00	20	-	-	-	1,975													
2,000	0.00	0.00	0.00	-	3.40	-	3	20.50	20.50	20.50	20.50	20.50	20	20	-	0.00	0.00	0.00	-	42.00	-	-	0.00	0.00	0.00	-	55.00	-	-	-	-	2,000													
2,050	0.00	0.00	0.00	-	0.18	-	-	0.00	0.00	0.00	-	6.10	-	-	-	0.00	0.00	0.00	-	88.50	-	-	0.00	0.00	0.00	-	93.50	-	-	-	-	2,050													
2,100	0.00	0.00	0.00	-	0.01	-	-	0.00	0.00	0.00	-	1.70	-	-	-	0.00	0.00	0.00	-	138.00	-	-	0.00	0.00	0.00	-	139.00	-	-	-	-	2,100													
2,150	0.00	0.00	0.00	-	0.01	-	-	0.00	0.00	0.00	-	0.39	-	-	-	0.00	0.00	0.00	-	188.00	-	-	0.00	0.00	0.00	-	188.00	-	-	-	-	2,150													
2,200	-	-	-	-	-	-	-	-	-	-	-	-	-	-	-	-	-	-	-	-	-	-	-	-	-	-	-	-	-	-	-	2,200													
2,250	-	-	-	-	-	-	-	-	-	-	-	-	-	-	-	-	-	-	-	-	-	-	-	-	-	-	-	-	-	-	-	2,250													
2,300	-	-	-	-	-	-	-	-	-	-	-	-	-	-	-	-	-	-	-	-	-	-	-	-	-	-	-	-	-	-	-	2,300													
Totals:						29	690						62	534	0	0																	22	943							116	656	0	0	
Number of Trades:							7							5		0																											9		0



ALPHA BANK (CR)

(Contract Size: 100 Securities, Exercise Style: American, Physical Delivery)

Call Options														Put Options																				
Exercise Price	April 2019						May 2019						Other Months		April 2019						May 2019						Other Months		Exercise Price					
	Open price	Price max	Price min	Last price	Closing price	Volume	Open Interest	Open price	Price max	Price min	Last price	Closing price	Volume	Open Interest	Volume	Open Interest	Open price	Price max	Price min	Last price	Closing price	Volume	Open Interest	Open price	Price max	Price min	Last price	Closing price		Volume	Open Interest	Volume	Open Interest	
0.600	0.000	0.000	0.000		0.900	-	-										0.000	0.000	0.000		0.001	-	-										0.006	
0.650	0.000	0.000	0.000		0.850	-	-										0.000	0.000	0.000		0.001	-	-										0.007	
0.700	0.000	0.000	0.000		0.800	-	-										0.000	0.000	0.000		0.001	-	-										0.007	
0.750	0.000	0.000	0.000		0.750	-	-	0.000	0.000	0.000		0.752	-	-			0.000	0.000	0.000		0.001	-	-	0.000	0.000	0.000		0.001	-	-			0.008	
0.800	0.000	0.000	0.000		0.700	-	-	0.000	0.000	0.000		0.702	-	-			0.000	0.000	0.000		0.001	-	-	0.000	0.000	0.000		0.001	-	-			0.008	
0.850	0.000	0.000	0.000		0.650	-	-	0.000	0.000	0.000		0.652	-	-			0.000	0.000	0.000		0.002	-	-	0.000	0.000	0.000		0.001	-	-			0.009	
0.900	0.000	0.000	0.000		0.600	-	-	0.000	0.000	0.000		0.602	-	-			0.000	0.000	0.000		0.001	-	-	0.000	0.000	0.000		0.001	-	-			0.009	
0.950	0.000	0.000	0.000		0.550	-	-	0.000	0.000	0.000		0.553	-	-			0.000	0.000	0.000		0.002	-	-	0.000	0.000	0.000		0.001	-	-			0.010	
1.000	0.000	0.000	0.000		0.500	-	-	0.000	0.000	0.000		0.504	-	-			0.000	0.000	0.000		0.001	-	-	0.000	0.000	0.000		0.002	-	-			0.010	
1.100	0.000	0.000	0.000		0.400	-	-	0.000	0.000	0.000		0.410	-	-			0.000	0.000	0.000		0.001	-	-	0.000	0.000	0.000		0.007	-	-			0.011	
1.200	0.000	0.000	0.000		0.301	-	10	0.000	0.000	0.000		0.321	-	-			0.000	0.000	0.000		0.001	-	-	0.000	0.000	0.000		0.019	-	-			0.012	
1.300	0.000	0.000	0.000		0.205	-	20	0.000	0.000	0.000		0.243	-	-			0.000	0.000	0.000		0.005	-	-	0.000	0.000	0.000		0.041	-	-			0.013	
1.400	0.000	0.000	0.000		0.122	-	-	0.000	0.000	0.000		0.177	-	60			0.000	0.000	0.000		0.022	-	-	0.000	0.000	0.000		0.074	-	-			0.014	
1.500	0.000	0.000	0.000		0.060	-	-	0.110	0.110	0.110	0.110	0.110	10	20			0.000	0.000	0.000		0.060	-	-	0.000	0.000	0.000		0.121	-	-			0.015	
1.600	0.000	0.000	0.000		0.025	-	-	0.000	0.000	0.000		0.084	-	-			0.000	0.000	0.000		0.124	-	-	0.000	0.000	0.000		0.181	-	-			0.016	
1.700	0.000	0.000	0.000		0.008	-	-	0.000	0.000	0.000		0.055	-	-			0.000	0.000	0.000		0.208	-	-	0.000	0.000	0.000		0.252	-	-			0.017	
1.800	0.000	0.000	0.000		0.002	-	-	0.000	0.000	0.000		0.035	-	-			0.000	0.000	0.000		0.302	-	-	0.000	0.000	0.000		0.332	-	-			0.018	
1.900	0.000	0.000	0.000		0.001	-	-	0.000	0.000	0.000		0.021	-	-			0.000	0.000	0.000		0.400	-	-	0.000	0.000	0.000		0.419	-	-			0.019	
2.000	0.000	0.000	0.000		0.001	-	-	0.000	0.000	0.000		0.013	-	-			0.000	0.000	0.000		0.500	-	-	0.000	0.000	0.000		0.510	-	-			0.020	
2.200						-	-																											0.022
2.400						-	-																											0.024
2.600						-	-																											0.026
2.800						-	-																											0.028
3.000						-	-																											0.030
Totals:						0	30					10	80	0	0									0	0								0	0
Number of Trades:						0						1		0								0.00											0	0

NATIONAL BANK (CR)

(Contract Size: 100 Securities, Exercise Style: American, Physical Delivery)

Call Options																Put Options																	
Exercise Price	April 2019							May 2019							Other Months		April 2019							May 2019							Other Months		Exercise Price
	Open price	Price max	Price min	Last price	Closing price	Volume	Open Interest	Open price	Price max	Price min	Last price	Closing price	Volume	Open Interest	Volume	Open Interest	Open price	Price max	Price min	Last price	Closing price	Volume	Open Interest	Open price	Price max	Price min	Last price	Closing price	Volume	Open Interest	Volume	Open Interest	
0.050						-	-							-	-								-	-									0.001
0.100						-	-							-	-								-	-									0.001
0.150						-	-							-	-								-	-									0.002
0.200						-	-							-	-								-	-									0.002
0.250						-	-							-	-								-	-									0.003
0.300						-	-							-	-								-	-									0.003
0.350						-	-							-	-								-	-									0.004
0.400						-	-							-	-								-	-									0.004
0.450						-	-							-	-								-	-									0.005
0.500						-	-							-	-								-	-									0.005
0.550						-	-							-	-								-	-									0.006
0.650	0.000	0.000	0.000		1.23	-	-							-	-	0.000	0.000	0.000				0.001	-	-								0.007	
0.700	0.000	0.000	0.000		1.18	-	-							-	-	0.000	0.000	0.000				0.002	-	-								0.007	
0.750	0.000	0.000	0.000		1.13	-	-							-	-	0.000	0.000	0.000				0.001	-	-								0.008	
0.800	0.000	0.000	0.000		1.08	-	-	0.000	0.000	0.000		1.08	-	-	0.000	0.000	0.000				0.001	-	-	0.000	0.000	0.000		0.001	-	-		0.008	
0.850	0.000	0.000	0.000		1.03	-	-	0.000	0.000	0.000		1.03	-	-	0.000	0.000	0.000				0.001	-	-	0.000	0.000	0.000		0.001	-	-		0.009	
0.900	0.000	0.000	0.000		0.980	-	-	0.000	0.000	0.000		0.982	-	-	0.000	0.000	0.000				0.001	-	-	0.000	0.000	0.000		0.001	-	-		0.009	
0.950	0.000	0.000	0.000		0.930	-	-	0.000	0.000	0.000		0.932	-	-	0.000	0.000	0.000				0.001	-	-	0.000	0.000	0.000		0.001	-	-		0.010	
1.000	0.000	0.000	0.000		0.880	-	-	0.000	0.000	0.000		0.882	-	-	0.000	0.000	0.000				0.001	-	-	0.000	0.000	0.000		0.001	-	-		0.010	
1.100	0.000	0.000	0.000		0.780	-	-	0.000	0.000	0.000		0.782	-	-	0.000	0.000	0.000				0.001	-	-	0.000	0.000	0.000		0.003	-	-		0.011	
1.200	0.000	0.000	0.000		0.680	-	-	0.000	0.000	0.000		0.683	-	-	0.000	0.000	0.000				0.001	-	-	0.000	0.000	0.000		0.001	-	-		0.012	
1.300	0.000	0.000	0.000		0.581	-	-	0.000	0.000	0.000		0.584	-	-	0.000	0.000	0.000				0.006	-	-	0.000	0.000	0.000		0.001	-	-		0.013	
1.400	0.000	0.000	0.000		0.481	-	-	0.000	0.000	0.000		0.487	-	-	0.000	0.000	0.000				0.001	-	-	0.000	0.000	0.000		0.004	-	-		0.014	
1.500	0.000	0.000	0.000		0.381	-	-	0.000	0.000	0.000		0.393	-	-	0.000	0.000	0.000				0.001	-	21	0.000	0.000	0.000		0.010	-	-		0.015	
1.600	0.000	0.000	0.000		0.282	-	-	0.000	0.000	0.000		0.308	-	5	0.000	0.000	0.000				0.002	-	-	0.000	0.000	0.000		0.024	-	-		0.016	
1.700	0.000	0.000	0.000		0.189	-	-	0.000	0.000	0.000		0.231	-	-	0.000	0.000	0.000				0.009	-	-	0.000	0.000	0.000		0.048	-	-		0.017	
1.800	0.000	0.000	0.000		0.111	-	-	0.000	0.000	0.000		0.167	-	40	0.000	0.000	0.000				0.030	-	-	0.000	0.000	0.000		0.083	-	-		0.018	
1.900	0.000	0.000	0.000		0.055	-	-	0.000	0.000	0.000		0.116	-	35	0.000	0.000	0.000				0.074	-	-	0.000	0.000	0.000		0.133	-	-		0.019	
2.000	0.000	0.000	0.000		0.023	-	-	0.120	0.120	0.120	0.120	0.120	10	-	0.000	0.000	0.000				0.142	-	-	0.000	0.000	0.000		0.194	-	-		0.020	
2.200	0.000	0.000	0.000		0.002	-	-	0.000	0.000	0.000		0.031	-	-	0.000	0.000	0.000				0.322	-	-	0.000	0.000	0.000		0.348	-	-		0.022	
2.400	0.000	0.000	0.000		0.001	-	-	0.000	0.000	0.000		0.011	-	-	0.000	0.000	0.000				0.520	-	-	0.000	0.000	0.000		0.528	-	-		0.024	
2.600	0.000	0.000	0.000		0.001	-	-	0.000	0.000	0.000		0.003	-	-	0.000	0.000	0.000				0.720	-	-	0.000	0.000	0.000		0.721	-	-		0.026	
2.800	0.000	0.000	0.000		0.001	-	-	0.000	0.000	0.000		0.001	-	-	0.000	0.000	0.000				0.920	-	-	0.000	0.000	0.000		0.920	-	-		0.028	
3.000						-	-							-	-							-	-									0.030	
3.200						-	-							-	-							-	-									0.032	
3.400						-	-							-	-							-	-									0.034	

NATIONAL BANK (CR)

(Contract Size: 100 Securities, Exercise Style: American, Physical Delivery)

	Call Options														Put Options																			
	April 2019				May 2019				Other Months						April 2019				May 2019				Other Months											
Exercise Price	Open price	Price max	Price min	Last price	Closing price	Volume	Open Interest	Open price	Price max	Price min	Last price	Closing price	Volume	Open Interest	Volume	Open Interest	Open price	Price max	Price min	Last price	Closing price	Volume	Open Interest	Open price	Price max	Price min	Last price	Closing price	Volume	Open Interest	Volume	Open Interest	Exercise Price	
Totals:						0	0						10	80	0	100						0	21						0	0	0	205		
Number of Trades:						0							1		0							0.00								0		0		

OPAP (CR)

(Contract Size: 100 Securities, Exercise Style: American, Physical Delivery)

Exercise Price	Call Options														Put Options														Exercise Price				
	April 2019							May 2019							Other Months		April 2019							May 2019							Other Months		
	Open price	Price max	Price min	Last price	Closing price	Volume	Open Interest	Open price	Price max	Price min	Last price	Closing price	Volume	Open Interest	Volume	Open Interest	Open price	Price max	Price min	Last price	Closing price	Volume	Open Interest	Open price	Price max	Price min	Last price	Closing price		Volume	Open Interest	Volume	Open Interest
5.600						-	-							-	-								-	-									0.056
6.000						-	-							-	-								-	-									0.060
6.400	0.000	0.000	0.000		2.97	-	-	0.000	0.000	0.000		2.98	-	-		0.000	0.000	0.000		0.001	-	-	0.000	0.000	0.000		0.001	-	-		0.064		
6.800	0.000	0.000	0.000		2.57	-	-	0.000	0.000	0.000		2.58	-	-		0.000	0.000	0.000		0.001	-	-	0.000	0.000	0.000		0.001	-	-		0.068		
7.200	0.000	0.000	0.000		2.17	-	-	0.000	0.000	0.000		2.18	-	-		0.000	0.000	0.000		0.001	-	-	0.000	0.000	0.000		0.001	-	-		0.072		
7.600	0.000	0.000	0.000		1.77	-	-	0.000	0.000	0.000		1.79	-	-		0.000	0.000	0.000		0.001	-	-	0.000	0.000	0.000		0.008	-	-		0.076		
8.000	0.000	0.000	0.000		1.37	-	10	0.000	0.000	0.000		1.39	-	-		0.000	0.000	0.000		0.001	-	-	0.000	0.000	0.000		0.001	-	-		0.080		
8.400	0.000	0.000	0.000		0.973	-	-	0.000	0.000	0.000		0.988	-	5		0.000	0.000	0.000		0.001	-	-	0.000	0.000	0.000		0.001	-	-		0.084		
8.800	0.000	0.000	0.000		0.577	-	51	0.000	0.000	0.000		0.602	-	26		0.000	0.000	0.000		0.004	-	60	0.000	0.000	0.000		0.014	-	-		0.088		
9.200	0.000	0.000	0.000		0.231	-	92	0.000	0.000	0.000		0.279	-	220		0.000	0.000	0.000		0.057	-	41	0.000	0.000	0.000		0.092	-	-		0.092		
9.600	0.000	0.000	0.000		0.046	-	6	0.000	0.000	0.000		0.086	-	146		0.000	0.000	0.000		0.273	-	-	0.000	0.000	0.000		0.300	-	-		0.096		
10.000	0.000	0.000	0.000		0.004	-	-	0.000	0.000	0.000		0.016	-	10		0.000	0.000	0.000		0.632	-	-	0.000	0.000	0.000		0.635	-	-		0.100		
11.000	0.000	0.000	0.000		0.002	-	-	0.000	0.000	0.000		0.001	-	-		0.000	0.000	0.000		1.63	-	-	0.000	0.000	0.000		1.63	-	-		0.110		
12.000	0.000	0.000	0.000		0.001	-	-	0.000	0.000	0.000		0.001	-	-		0.000	0.000	0.000		2.63	-	-	0.000	0.000	0.000		2.63	-	-		0.120		
13.000	0.000	0.000	0.000		0.001	-	-	0.000	0.000	0.000		0.001	-	-		0.000	0.000	0.000		3.63	-	-	0.000	0.000	0.000		3.63	-	-		0.130		
14.000	0.000	0.000	0.000		0.001	-	-	0.000	0.000	0.000		0.001	-	-		0.000	0.000	0.000		4.63	-	-	0.000	0.000	0.000		4.63	-	-		0.140		
15.000						-	-							-	-							-	-									0.150	
Totals:						0	159						0	407	0	0					0	101					0	160	0	0			
Number of Trades:						0							0		0						0.00						0		0				

OTE (CR)

(Contract Size: 100 Securities, Exercise Style: American, Physical Delivery)

Exercise Price	Call Options														Put Options														Exercise Price
	April 2019				May 2019				Other Months		April 2019				May 2019				Other Months										
	Open price	Price max	Price min	Last price	Closing price	Volume	Open Interest	Open price	Price max	Price min	Last price	Closing price	Volume	Open Interest	Volume	Open Interest	Open price	Price max	Price min	Last price	Closing price	Volume	Open Interest	Volume	Open Interest				
7.600						-	-							-	-											0.076			
8.000	0.000	0.000	0.000		4.53	-	-							-	-	0.000	0.000	0.000		0.001	-	-				0.080			
8.400	0.000	0.000	0.000		4.13	-	-	0.000	0.000	0.000		4.15	-	-	0.000	0.000	0.000		0.001	-	-	0.000	0.000	0.000	0.001	-	-	0.084	
8.800	0.000	0.000	0.000		3.73	-	-	0.000	0.000	0.000		3.75	-	-	0.000	0.000	0.000		0.001	-	-	0.000	0.000	0.000	0.001	-	-	0.088	
9.200	0.000	0.000	0.000		3.33	-	-	0.000	0.000	0.000		3.35	-	-	0.000	0.000	0.000		0.002	-	-	0.000	0.000	0.000	0.001	-	-	0.092	
9.600	0.000	0.000	0.000		2.93	-	-	0.000	0.000	0.000		2.95	-	-	0.000	0.000	0.000		0.001	-	-	0.000	0.000	0.000	0.001	-	-	0.096	
10.000	0.000	0.000	0.000		2.53	-	-	0.000	0.000	0.000		2.55	-	-	0.000	0.000	0.000		0.001	-	-	0.000	0.000	0.000	0.001	-	-	0.100	
11.000	0.000	0.000	0.000		1.53	-	20	0.000	0.000	0.000		1.56	-	-	0.000	0.000	0.000		0.001	-	-	0.000	0.000	0.000	0.007	-	-	0.110	
12.000	0.000	0.000	0.000		0.596	-	20	0.000	0.000	0.000		0.676	-	20	0.000	0.000	0.000		0.062	-	10	0.000	0.000	0.000	0.123	-	-	0.120	
13.000	0.000	0.000	0.000		0.084	-	-	0.000	0.000	0.000		0.162	-	15	0.000	0.000	0.000		0.550	-	-	0.000	0.000	0.000	0.610	-	-	0.130	
14.000	0.000	0.000	0.000		0.002	-	-	0.000	0.000	0.000		0.019	-	-	0.000	0.000	0.000		1.47	-	-	0.000	0.000	0.000	1.48	-	-	0.140	
15.000	0.000	0.000	0.000		0.001	-	-	0.000	0.000	0.000		0.001	-	-	0.000	0.000	0.000		2.47	-	-	0.000	0.000	0.000	2.47	-	-	0.150	
16.000	0.000	0.000	0.000		0.001	-	-	0.000	0.000	0.000		0.001	-	-	0.000	0.000	0.000		3.47	-	-	0.000	0.000	0.000	3.47	-	-	0.160	
17.000	0.000	0.000	0.000		0.001	-	-	0.000	0.000	0.000		0.001	-	-	0.000	0.000	0.000		4.47	-	-	0.000	0.000	0.000	4.47	-	-	0.170	
18.000						-	-	0.000	0.000	0.000		0.001	-	-								0.000	0.000	0.000	5.47	-	-	0.180	
Totals:						0	40					0	35	0	0					0	10			0	21	0	0		
Number of Trades:						0						0		0						0.00			0		0		0		

## PIRAEUS BANK (CR)

(Contract Size: 100 Securities, Exercise Style: American, Physical Delivery)

Call Options																Put Options																
Exercise Price	April 2019						May 2019						Other Months		April 2019						May 2019						Other Months		Exercise Price			
	Open price	Price max	Price min	Last price	Closing price	Volume	Open Interest	Open price	Price max	Price min	Last price	Closing price	Volume	Open Interest	Volume	Open Interest	Open price	Price max	Price min	Last price	Closing price	Volume	Open Interest	Open price	Price max	Price min	Last price	Closing price		Volume	Open Interest	Volume
0.300	0.000	0.000	0.000		1.55	-	-										0.000	0.000	0.000		0.001	-	-									0.003
0.350	0.000	0.000	0.000		1.50	-	-										0.000	0.000	0.000		0.001	-	-									0.004
0.400	0.000	0.000	0.000		1.45	-	-										0.000	0.000	0.000		0.002	-	-									0.004
0.450	0.000	0.000	0.000		1.40	-	-	0.000	0.000	0.000		1.40	-	-			0.000	0.000	0.000		0.001	-	-	0.000	0.000	0.000		0.001	-	-		0.005
0.500	0.000	0.000	0.000		1.35	-	-	0.000	0.000	0.000		1.35	-	-			0.000	0.000	0.000		0.001	-	-	0.000	0.000	0.000		0.001	-	-		0.005
0.550	0.000	0.000	0.000		1.30	-	-	0.000	0.000	0.000		1.30	-	-			0.000	0.000	0.000		0.001	-	-	0.000	0.000	0.000		0.001	-	-		0.006
0.600	0.000	0.000	0.000		1.25	-	-	0.000	0.000	0.000		1.25	-	-			0.000	0.000	0.000		0.001	-	-	0.000	0.000	0.000		0.003	-	-		0.006
0.650	0.000	0.000	0.000		1.20	-	-	0.000	0.000	0.000		1.20	-	-			0.000	0.000	0.000		0.002	-	-	0.000	0.000	0.000		0.001	-	-		0.007
0.700	0.000	0.000	0.000		1.15	-	-	0.000	0.000	0.000		1.15	-	-			0.000	0.000	0.000		0.005	-	-	0.000	0.000	0.000		0.001	-	-		0.007
0.750	0.000	0.000	0.000		1.10	-	-	0.000	0.000	0.000		1.10	-	-			0.000	0.000	0.000		0.001	-	-	0.000	0.000	0.000		0.001	-	-		0.008
0.800	0.000	0.000	0.000		1.05	-	-	0.000	0.000	0.000		1.05	-	-			0.000	0.000	0.000		0.001	-	-	0.000	0.000	0.000		0.002	-	-		0.008
0.850	0.000	0.000	0.000		1.00	-	-	0.000	0.000	0.000		1.00	-	-			0.000	0.000	0.000		0.001	-	-	0.000	0.000	0.000		0.001	-	-		0.009
0.900	0.000	0.000	0.000		0.950	-	-	0.000	0.000	0.000		0.952	-	-			0.000	0.000	0.000		0.001	-	-	0.000	0.000	0.000		0.001	-	-		0.009
0.950	0.000	0.000	0.000		0.900	-	-	0.000	0.000	0.000		0.902	-	-			0.000	0.000	0.000		0.003	-	-	0.000	0.000	0.000		0.002	-	-		0.010
1.000	0.000	0.000	0.000		0.850	-	-	0.000	0.000	0.000		0.852	-	-			0.000	0.000	0.000		0.006	-	-	0.000	0.000	0.000		0.001	-	-		0.010
1.100	0.000	0.000	0.000		0.750	-	-	0.000	0.000	0.000		0.752	-	10			0.000	0.000	0.000		0.001	-	-	0.000	0.000	0.000		0.001	-	-		0.011
1.200	0.000	0.000	0.000		0.650	-	-	0.000	0.000	0.000		0.653	-	-			0.000	0.000	0.000		0.006	-	-	0.000	0.000	0.000		0.001	-	-		0.012
1.300	0.000	0.000	0.000		0.551	-	-	0.000	0.000	0.000		0.556	-	-			0.000	0.000	0.000		0.002	-	-	0.000	0.000	0.000		0.003	-	-		0.013
1.400	0.000	0.000	0.000		0.451	-	-	0.000	0.000	0.000		0.461	-	35			0.000	0.000	0.000		0.001	-	-	0.000	0.000	0.000		0.009	-	-		0.014
1.500	0.000	0.000	0.000		0.351	-	-	0.000	0.000	0.000		0.372	-	35			0.000	0.000	0.000		0.001	-	-	0.000	0.000	0.000		0.019	-	-		0.015
1.600	0.000	0.000	0.000		0.255	-	-	0.000	0.000	0.000		0.292	-	-			0.000	0.000	0.000		0.005	-	-	0.000	0.000	0.000		0.039	-	-		0.016
1.700	0.000	0.000	0.000		0.168	-	-	0.000	0.000	0.000		0.222	-	-			0.000	0.000	0.000		0.018	-	-	0.000	0.000	0.000		0.069	-	-		0.017
1.800	0.000	0.000	0.000		0.098	-	-	0.000	0.000	0.000		0.164	-	5			0.000	0.000	0.000		0.047	-	-	0.000	0.000	0.000		0.111	-	-		0.018
1.900	0.000	0.000	0.000		0.050	-	-	0.000	0.000	0.000		0.117	-	-			0.000	0.000	0.000		0.099	-	-	0.000	0.000	0.000		0.164	-	-		0.019
2.000	0.000	0.000	0.000		0.022	-	-	0.000	0.000	0.000		0.082	-	-			0.000	0.000	0.000		0.171	-	-	0.000	0.000	0.000		0.228	-	-		0.020
2.200	0.000	0.000	0.000		0.003	-	-	0.000	0.000	0.000		0.036	-	-			0.000	0.000	0.000		0.352	-	-	0.000	0.000	0.000		0.383	-	-		0.022
2.400	0.000	0.000	0.000		0.001	-	-	0.000	0.000	0.000		0.014	-	-			0.000	0.000	0.000		0.550	-	-	0.000	0.000	0.000		0.561	-	-		0.024
2.600	0.000	0.000	0.000		0.001	-	-	0.000	0.000	0.000		0.005	-	-			0.000	0.000	0.000		0.750	-	-	0.000	0.000	0.000		0.753	-	-		0.026
2.800						-	-															-	-									0.028
3.000						-	-															-	-									0.030
3.200						-	-															-	-									0.032
3.400						-	-															-	-									0.034
3.600						-	-															-	-									0.036
3.800						-	-															-	-									0.038
4.000						-	-															-	-									0.040

PIRAEUS BANK (CR)

(Contract Size: 100 Securities, Exercise Style: American, Physical Delivery)

	Call Options														Put Options																					
	April 2019				May 2019				Other Months				April 2019				May 2019				Other Months															
Exercise Price	Open price	Price max	Price min	Last price	Closing price	Volume	Open Interest	Open price	Price max	Price min	Last price	Closing price	Volume	Open Interest	Volume	Open Interest	Open price	Price max	Price min	Last price	Closing price	Volume	Open Interest	Open price	Price max	Price min	Last price	Closing price	Volume	Open Interest	Volume	Open Interest	Exercise Price			
Totals:						0	0							0	85	0	0							0	0							0	0	0	0	
Number of Trades:							0							0										0.00							0			0		

PPC (CR)

(Contract Size: 100 Securities, Exercise Style: American, Physical Delivery)

Exercise Price	Call Options														Put Options																		
	April 2019							May 2019							Other Months		April 2019							May 2019							Other Months		Exercise Price
	Open price	Price max	Price min	Last price	Closing price	Volume	Open Interest	Open price	Price max	Price min	Last price	Closing price	Volume	Open Interest	Volume	Open Interest	Open price	Price max	Price min	Last price	Closing price	Volume	Open Interest	Open price	Price max	Price min	Last price	Closing price	Volume	Open Interest	Volume	Open Interest	
0.850					-	-						-	-								-	-											
0.900	0.000	0.000	0.000	0.900	-	-	0.000	0.000	0.000		0.902	-	-			0.000	0.000	0.000		0.002	-	-	0.000	0.000	0.000	0.001	-	-				0.009	
0.950	0.000	0.000	0.000	0.850	-	-	0.000	0.000	0.000		0.852	-	-			0.000	0.000	0.000		0.001	-	-	0.000	0.000	0.000	0.001	-	-				0.010	
1.000	0.000	0.000	0.000	0.800	-	-	0.000	0.000	0.000		0.802	-	-			0.000	0.000	0.000		0.001	-	-	0.000	0.000	0.000	0.001	-	-				0.010	
1.100	0.000	0.000	0.000	0.700	-	-	0.000	0.000	0.000		0.702	-	-			0.000	0.000	0.000		0.001	-	-	0.000	0.000	0.000	0.001	-	-				0.011	
1.200	0.000	0.000	0.000	0.600	-	-	0.000	0.000	0.000		0.602	-	-			0.000	0.000	0.000		0.001	-	-	0.000	0.000	0.000	0.001	-	-				0.012	
1.300	0.000	0.000	0.000	0.501	-	10	0.000	0.000	0.000		0.503	-	-			0.000	0.000	0.000		0.001	-	-	0.000	0.000	0.000	0.004	-	-				0.013	
1.400	0.000	0.000	0.000	0.401	-	-	0.000	0.000	0.000		0.403	-	-			0.000	0.000	0.000		0.001	-	-	0.000	0.000	0.000	0.002	-	-				0.014	
1.500	0.000	0.000	0.000	0.301	-	19	0.000	0.000	0.000		0.305	-	15			0.000	0.000	0.000		0.005	-	-	0.000	0.000	0.000	0.002	-	-				0.015	
1.600	0.000	0.000	0.000	0.204	-	-	0.000	0.000	0.000		0.214	-	15			0.000	0.000	0.000		0.004	-	-	0.000	0.000	0.000	0.010	-	-				0.016	
1.700	0.000	0.000	0.000	0.119	-	-	0.000	0.000	0.000		0.135	-	-			0.000	0.000	0.000		0.018	-	-	0.000	0.000	0.000	0.031	-	-				0.017	
1.800	0.000	0.000	0.000	0.056	-	-	0.000	0.000	0.000		0.075	-	-			0.000	0.000	0.000		0.055	-	-	0.000	0.000	0.000	0.072	-	-				0.018	
1.900	0.000	0.000	0.000	0.021	-	-	0.000	0.000	0.000		0.037	-	-			0.000	0.000	0.000		0.120	-	-	0.000	0.000	0.000	0.134	-	-				0.019	
2.000	0.000	0.000	0.000	0.006	-	-	0.000	0.000	0.000		0.016	-	-			0.000	0.000	0.000		0.205	-	-	0.000	0.000	0.000	0.213	-	-				0.020	
2.200	0.000	0.000	0.000	0.001	-	-	0.000	0.000	0.000		0.002	-	-			0.000	0.000	0.000		0.400	-	-	0.000	0.000	0.000	0.400	-	-				0.022	
2.400	0.000	0.000	0.000	0.001	-	-	0.000	0.000	0.000		0.001	-	-			0.000	0.000	0.000		0.600	-	-	0.000	0.000	0.000	0.600	-	-				0.024	
2.600					-	-	0.000	0.000	0.000		0.001	-	-								-	-	0.000	0.000	0.000	0.800	-	-				0.026	
2.800					-	-						-	-								-	-					-	-				0.028	
3.000					-	-						-	-								-	-					-	-				0.030	
Totals:					0	29					0	30		0	0					0	0				0	0		0	0				
Number of Trades:					0						0		0							0.00					0			0					



Lending Products	Underlying Title	Multilateral Transactions[1]					Bilateral Transactions[2]		Stock Borrowing through OTC (volume)[3]
		Open Interest[5]	Volume(Offered)	Average Weighted	Transactions volume	Average Weighted	Transactions Volume	Average Weighted	Transactions Volume
ADMIEBOR	ADMIE (IPTO) HOLDING S.A. (CR)	---	---	---	---	---	---	---	
AEGNBOR	AEGEAN AIRLINES (CR)	---	---	---	---	---	---	6,830	
ALPHABOR	ALPHA BANK (CR)	1	---	---	---	---	---	42,755,109	
ALMYBOR	ALUMIL (CR)	---	---	---	---	---	---	---	
TATTBOR	ATTICA BANK S.A. (CR)	---	---	---	---	---	---	370	
EEEBOR	CC HBC AG (CR)	2,290	---	---	---	---	---	70,546	
CENERBOR	CENERGY HOLDINGS (CB)	---	---	---	---	---	---	---	
ELLAKTORBOR	ELLAKTOR (CR)	1,221	---	---	---	---	---	1,898	
EUROBBOR	EUROBANK ERGASIAS (CR)	65,977	---	---	---	---	---	82,154,044	
EYDAPBOR	EYDAP S.A. (CR)	1,000	---	---	---	---	---	102,799	
FFGRPBOR	FOLLI FOLLIE (CR)	---	---	---	---	---	---	1,330,961	
FOYRKBOR	FOURLIS (CR)	---	---	---	---	---	---	30,096	
GEKTERNABOR	GEK TERNA (CR)	---	---	---	---	---	---	1,293	
SARBOR	GR. SARANTIS S.A. (CR)	---	---	---	---	---	---	390	
EUPROBOR	GRIVALIA PROPERTIES (CR)	---	---	---	---	---	---	27,229	
EXAEBOR	HELLENIC EXCHANGES-A.S.E. (CR)	500	---	---	---	---	---	168,565	
ELPEBOR	HELLENIC PETROLEUM (CR)	2,400	---	---	---	---	---	64,983	
INTRKBOR	INTRACOM HOLDINGS (CR)	---	---	---	---	---	---	---	
INLOTBOR	INTRALOT (CR)	---	---	---	---	---	---	184,512	
BELABOR	JUMBO SA (CR)	4,600	---	---	---	---	---	76,338	
LAMDABOR	LAMDA DEVELOPMENT SA (CR)	---	---	---	---	---	---	---	
MIGBOR	MARFIN INVESTMENT GROUP (CR)	967	---	---	---	---	---	744,474	
MOHBOR	MOTOR OIL (CR)	4,000	---	---	---	---	---	45,714	
MYTILBOR	MYTILINEOS HOLDINGS (CR)	1,500	---	---	---	---	---	25,742	
ETEBOR	NATIONAL BANK (CR)	40,300	---	---	---	---	---	15,516,488	
OPAPBOR	OPAP (CR)	3,022	---	---	---	---	---	1,249,572	
HTOBOR	OTE (CR)	13,642	---	---	---	---	---	522,090	
PPABOR	P.P.A. S.A. (CR)	684	---	---	---	---	---	2,901	
TPEIRBOR	PIRAEUS BANK (CR)	---	---	---	---	---	---	25,894,359	
PLAISBOR	PLAISIO COMPUTERS SA (CR)	---	---	---	---	---	---	---	
PPCBOR	PPC (CR)	1,000	---	---	---	---	---	6,516,537	

## Stock Lending Notes

[1] - Multilateral contracts Lending or Borrowing as per Methods 8-1, 8-2 and 8-3-3 (According to ATHEX BoD Resolution No.17)

[2] - Bilateral Contracts Lending or Borrowing as per Methods 8-3-1 and 8-3-2 (According to ATHEX BoD Resolution No.20 )

[3] - The information concerning OTC Stock Borrowing Transactions is based on the statements of the Dematerialised Securities System (DSS) operators involved and refers to volumes that have been registered up until the previous working day.

[4] - Average Price (Volume weighted)

[5] - The Data concerning Open Interest before the start of trading session

Lending Products	Underlying Title	Open Interest[5]	Multilateral Transactions[1]				Bilateral Transactions[2]		Stock Borrowing through OTC (volume)[3]
			Volume(Offered)	Average Weighted	Transactions volume	Average Weighted	Transactions Volume	Average Weighted	Transactions Volume
QUALBOR	QUALITY & RELIABILITY SA (CR)	---	---	---	---	---	---	---	---
TENERGYBOR	TERNA ENERGY (CR)	530	---	---	---	---	---	---	22,256
TITKBOR	TITAN CEMENT (CR)	2,000	---	---	---	---	---	---	20,166
VIORBOR	VIOHALCO SA/NV (CB)	2,000	---	---	---	---	---	---	---

## Stock Lending Notes

[1] - Multilateral contracts Lending or Borrowing as per Methods 8-1, 8-2 and 8-3-3 (According to ATHEX BoD Resolution No.17)

[2] - Bilateral Contracts Lending or Borrowing as per Methods 8-3-1 and 8-3-2 (According to ATHEX BoD Resolution No.20 )

[3] - The information concerning OTC Stock Borrowing Transactions is based on the statements of the Dematerialised Securities System (DSS) operators involved and refers to volumes that have been registered up until the previous working day.

[4] - Average Price (Volume weighted)

[5] - The Data concerning Open Interest before the start of trading session

## Sectors codification for listed companies

533	-	Exploration & Production	537	-	Integrated Oil & Gas
1353	-	Commodity Chemicals	1357	-	Specialty Chemicals
1753	-	Aluminum	1755	-	Nonferrous Metals
1757	-	Steel	1775	-	General Mining
2353	-	Building Materials & Fixtures	2357	-	Heavy Construction
2723	-	Containers & Packaging	2727	-	Diversified Industrials
2733	-	Electrical Components & Equipment	2753	-	Commercial Vehicles & Trucks
2757	-	Industrial Machinery	2773	-	Marine Transportation
2777	-	Transportation Services	2791	-	Business Support Services
2797	-	Industrial Suppliers	3535	-	Distillers & Vintners
3537	-	Soft Drinks	3573	-	Farming Fishing & Plantations
3577	-	Food Products	3722	-	Durable Household Products
3726	-	Furnishings	3728	-	Home Construction
3747	-	Toys	3763	-	Clothing & Accessories
3765	-	Footwear	3767	-	Personal Products
3785	-	Tobacco	4533	-	Health Care Providers
4535	-	Medical Equipment	4577	-	Pharmaceuticals
5337	-	Food Retailers & Wholesalers	5371	-	Apparel Retailers
5373	-	Broadline Retailers	5375	-	Home Improvement Retailers
5379	-	Specialty Retailers	5553	-	Broadcasting & Entertainment
5555	-	Media Agencies	5557	-	Publishing
5751	-	Airlines	5752	-	Gambling
5753	-	Hotels	5755	-	Recreational Services
5757	-	Restaurants & Bars	5759	-	Travel & Tourism
6535	-	Fixed Line Telecommunications	6575	-	Mobile Telecommunications
7535	-	Conventional Electricity	7537	-	Alternative Electricity
7577	-	Water	8355	-	Banks
8534	-	Insurance Brokers	8536	-	Property & Casualty Insurance
8633	-	Real Estate Holding & Development	8637	-	Real Estate Services
8671	-	Industrial & Office REITs	8674	-	Diversified REITs
8675	-	Specialty REITs	8775	-	Specialty Finance
8777	-	Investment Services	8985	-	Equity Investment Instruments
9533	-	Computer Services	9535	-	Internet
9537	-	Software	9572	-	Computer Hardware
9574	-	Electronic Office Equipment	9578	-	Telecommunications Equipment
12003	-	ETF			



**ATHEX**  
Athens Stock Exchange

Λεωφ. Αθηνών 110 104 42 Αθήνα  
110, Athinon Ave. GR 104 42 Athens  
tel. (+30)210-33.66.800, fax (+30)210-33.66.101  
[www.athexgroup.gr](http://www.athexgroup.gr)