


19

**Ημερήσιο Δελτίο
Συναλλακτικής Δραστηριότητας**

Daily Official List
of Trading Activity

Tuesday, 2 April, 2019

Year: 140 Trading Day No: 63



ATHEXGROUP
Athens Exchange Group

Disclaimer:

Hellenic Exchanges-Athens Stock Exchange S.A endeavours to ensure that the data and other material ("Information") presented on the Daily Official List are accurate and complete, but it is not liable for any errors or omissions of data or /and for the accuracy, credibility, updating and completeness of the aforesaid information nor it has any liability arising directly or indirectly from the use of the above Information.

The Company is not liable for the accuracy of the data included in listed companies' announcements. Only the sender of such an announcement is fully and solely liable for any infringement of third party's rights from the content of such announcement, All contents of the Daily Official List are provided only for information purposes and do not constitute investment advice or solicitation to invest in securities or other products listed for trading on the Exchange.

You acknowledge and agree that the Company is the owner of any property rights related to any Information appearing on the Daily Official List including intellectual property rights copyright, trademarks, etc.

The above data are a property of the Hellenic Exchanges-Athens Exchange and are copyright protected. Users are forbidden to reproduce, modify, copy, sale, transmit or redistribute, by all reproduction means and methods, part or the whole of the above data, without reference to their source.

The commercial exploitation of these data is, also, forbidden by third parties. Hellenic Exchanges-Athens Exchange does not carry any responsibility, direct or indirect, derived from usage or accidental alteration of the above data when used by third parties.

Hellenic Exchanges – Athens Stock Exchange S.A.

110 Athinon Ave.,10442 Athens, Tel: (210) 33.66.800, Fax: (210) 32.13.938

www.athexgroup.gr

Thessalonica Stock Exchange Center (T.S.E.C)

16-18 Katouni Str., Thessalonica 546 25 Tel: (2310) 567.667, Fax: (2310) 530.545

Athex Members Guarantee Fund

14-16 Fidiou Str., Athens 106 78, Tel: (210) 33.04.682, Fax: (210) 33.04.155

Hellenic Republic Capital Market Commission

1 Kolokotroni Str. & 1 Stadiou Str., Athens 10562 Tel: (210) 33.77.100 Fax: (210) 33.77.173

Table of Contents

Section 1: Statistical Figures of Securities, Derivatives and Lending

Summary of Markets

Athex Indices

Analytic Figures for Athex Market's Boards and Categories

Trading Details by Athex Sectors and Financial Instruments (ETFs)

Top 10 best & worst performing Shares

Derivatives Summary

Section 2: Analytic Figures of Shares Transactions

Analytic Figures of Shares Transactions

Shares' Notes

Section 3: Figures of Securities Transactions

Securities Blocks Details

Shares Rights Details

Stock Borrowing

Securities Forced Sales

Forced Sales Registered Shares

Exchange Traded Funds (ETFs) Characteristics

Section 5: Bonds traded in Fixed Income Assets Market

Convertible Corporate Bonds - Regulated Market

Non Convertible Corporate Bonds - Regulated Market

Government Bonds

Treasury Bills & Zero Coupon Government Bonds

Government Bonds Traded with the Open Outcry Method

State Banks Bonds

Section 6: Additional Infos

Athex & ATHEXClear Members List

List of Stocks under Market Making operations

Equity Investment Instruments Acknowledgements

Section 7: Derivatives Market Analytic Figures

Index Futures

Stock Futures

Index Options

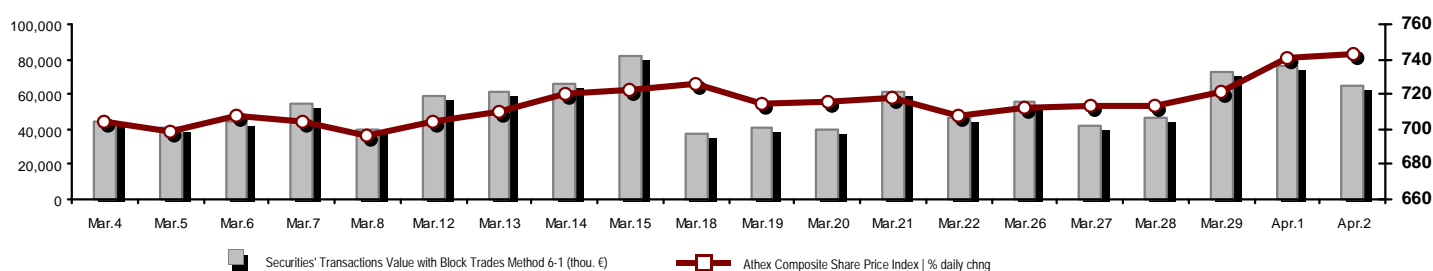
Stock Options

Stock Lending Analytic Figures

Appendix A: Sectors codification for listed companies

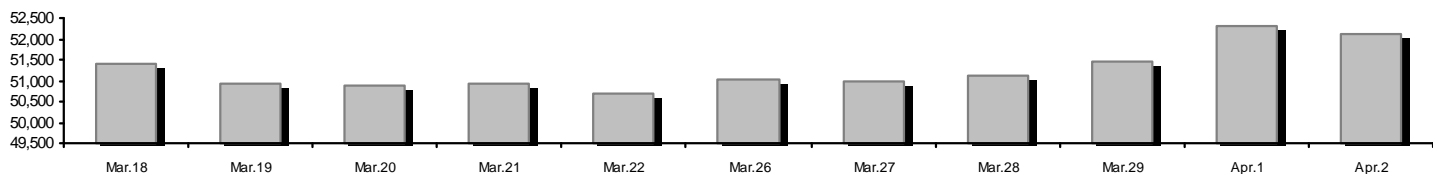
Summary of Markets

Athex Composite Share Price Index vs Shares and Derivatives Transactions Value

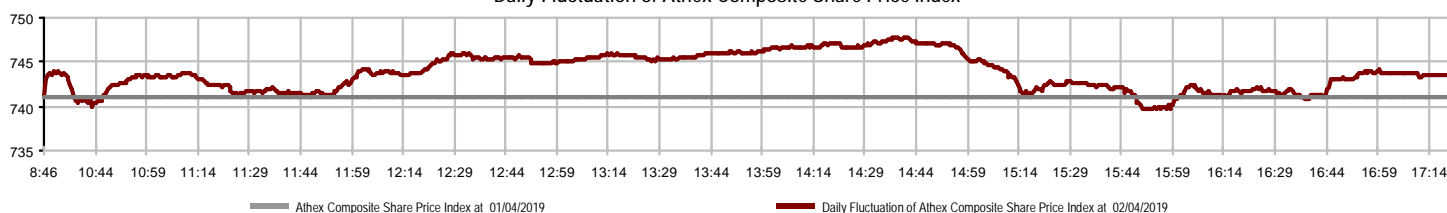


Athex Capitalisation (mill. €) **:	52,124.87	Derivatives Total Open Interest	331,625
Daily change: mill. € %	-176.93 -0.34%	in Index Futures % daily chng	7,317 6.40%
Yearly Avg Capitalisation: mill. € % chng prev year Avg	48,590.23 -6.79%	in Stock Futures % daily chng	320,446 0.71%
Athex Composite Share Price Index % daily chng	743.46 0.33%	in Index Options % daily chng	2,393 13.84%
Athex Composite Share Price Index Capitalisation (mill. €)	46,944.55	in Stock Options % daily chng	1,469 6.91%
Daily change (mill. €)	147.40		
Securities' Transactions Value with Block Trades Method 6-1 (65,103.71	Derivatives Contracts Volume:	27,844
Daily change: %	-11,458.99 -14.97%	Daily change: pieces %	-28,661 -50.72%
YtD Avg Trans. Value: thou. € % chng prev year Avg	45,817.67 -16.58%	YtD Avg Derivatives Contracts % chng prev year Avg	39,296 -29.84%
Blocks Transactions Value of Method 6-1 (thou. €)	10,395.05	Derivatives Trades Number:	2,371
Blocks Transactions Value of Method 6-2 & 6-3 (thou. €)	11.14	Daily change: number %	-1,240 -34.34%
Bonds Transactions Value (thou.€)	1,406.48	YtD Avg Trades number % chng prev year Avg	2,666 -1.67%
Securities' Transactions Volume with Block Trades Method 6-1 (th	26,080.79	Lending Total Open Interest	240,154
Daily change: thou. pieces %	-17,620.10 -40.32%	Daily change: pieces %	-13,324 -5.26%
YtD Avg Volume: % chng prev year Avg	27,350.38 -26.38%	Lending Volume (Multilateral/Bilateral)	163,082
Blocks Transactions Volume of Method 6-1 (thou. Pieces)	1,469.50	Daily change: pieces %	154,662
Blocks Transactions Volume of Method 6-2 & 6-3 (thou. Pieces)	1.42	Multilateral Lending	82
Bonds Transactions Volume	1,368,000	Bilateral Lending	163,000
Securities' Trades Number with Block Trades Method 6-1	26,762	Lending Trades Number:	9
Daily change: number %	-12,667 -32.13%	Daily change: %	3
YtD Avg Trades number % chng prev year Avg	21,501 5.76%	Multilateral Lending Trades Number	7
Number of Blocks Method 6-1	7	Bilateral Lending Trades Number	2
Number of Blocks Method 6-2 & 6-3	1		
Number of Bonds Transactions	60		

Athex Capitalisation (mill. €) **



Daily Fluctuation of Athex Composite Share Price Index



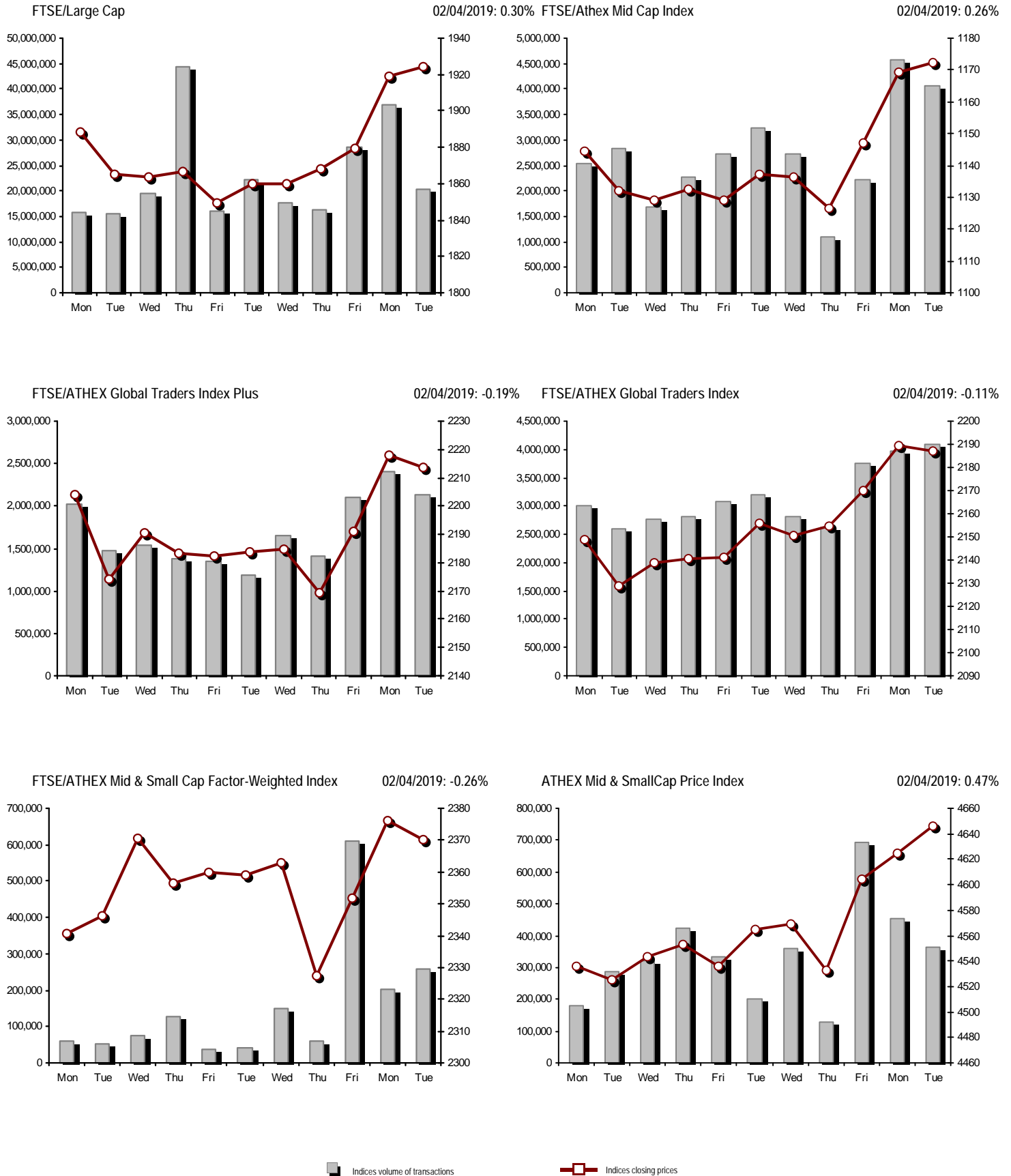
Athex Indices

Index name	02/04/2019	01/04/2019	pts.	%	Min	Max	Year min	Year max	Year change
Athex Composite Share Price Index	743.46 #	741.01	2.45	0.33%	739.65	747.76	600.12	747.76	21.22% #
FTSE/Athex Large Cap	1,924.53 #	1,918.77	5.76	0.30%	1,915.72	1,937.44	1,580.73	1,937.44	19.65% #
FTSE/Athex Mid Cap Index	1,172.19 #	1,169.20	2.99	0.26%	1,167.48	1,182.13	945.49	1,182.13	20.21% #
FTSE/ATHEX-CSE Banking Index	447.95 €	450.48	-2.53	-0.56%	444.32	458.12	275.15	460.64	34.62% #
FTSE/ATHEX Global Traders Index Plus	2,213.82 €	2,218.01	-4.19	-0.19%	2,208.54	2,225.48	1,947.04	2,225.48	11.00% #
FTSE/ATHEX Global Traders Index	2,187.17 €	2,189.50	-2.33	-0.11%	2,179.42	2,192.76	1,866.67	2,192.76	15.27% #
FTSE/ATHEX Mid & Small Cap Factor-Weighted Ind	2,370.19 €	2,376.25	-6.06	-0.26%	2,362.56	2,384.32	2,173.67	2,391.85	7.00% #
ATHEX Mid & SmallCap Price Index	4,646.34 #	4,624.77	21.57	0.47%	4,624.77	4,684.62	3,914.71	4,684.62	17.27% #
FTSE/Athex Market Index	477.78 #	476.36	1.42	0.30%	475.65	480.97	392.32	480.97	19.69% #
FTSE Med Index	4,431.25 #	4,341.48	89.77	2.07%			3,966.78	4,435.28	11.76% #
Athex Composite Index Total Return Index	1,179.97 #	1,176.08	3.89	0.33%	1,173.91	1,186.79	952.47	1,186.79	21.22% #
FTSE/Athex Large Cap Total Return	2,799.99 #	2,791.61	8.38	0.30%			2,321.35	2,799.99	19.66% #
FTSE/ATHEX Large Cap Net Total Return	843.59 #	841.07	2.52	0.30%	839.73	849.25	692.89	849.25	19.65% #
FTSE/Athex Mid Cap Total Return	1,446.75 #	1,443.05	3.70	0.26%			1,180.35	1,446.75	20.21% #
FTSE/ATHEX-CSE Banking Total Return Index	422.02 €	424.40	-2.38	-0.56%			265.40	424.40	34.63% #
Hellenic Mid & Small Cap Index	1,044.30 #	1,038.69	5.61	0.54%	1,035.09	1,046.82	884.70	1,046.82	15.18% #
FTSE/Athex Banks	591.85 €	595.19	-3.34	-0.56%	587.06	605.29	363.54	608.61	34.62% #
FTSE/Athex Financial Services	938.45 €	941.47	-3.02	-0.32%	933.03	964.68	744.92	964.68	20.27% #
FTSE/Athex Industrial Goods & Services	2,412.33 #	2,377.10	35.23	1.48%	2,364.54	2,423.81	1,884.26	2,423.81	26.33% #
FTSE/Athex Retail	64.33 #	63.59	0.74	1.16%	63.59	64.82	58.44	72.19	7.38% #
FTSE/ATHEX Real Estate	4,056.36 #	4,015.86	40.50	1.01%	3,985.24	4,071.16	2,928.70	4,071.17	34.31% #
FTSE/Athex Personal & Household Goods	7,971.80 €	7,982.51	-10.71	-0.13%	7,936.64	7,996.72	6,649.54	8,050.37	15.90% #
FTSE/Athex Food & Beverage	11,486.85 #	11,367.88	118.97	1.05%	11,367.88	11,557.21	10,000.70	11,593.05	13.61% #
FTSE/Athex Basic Resources	3,906.25 €	3,920.07	-13.82	-0.35%	3,883.49	4,021.78	3,146.82	4,079.57	19.07% #
FTSE/Athex Construction & Materials	2,752.56 #	2,720.44	32.12	1.18%	2,708.92	2,752.56	2,473.36	2,762.77	6.59% #
FTSE/Athex Oil & Gas	5,055.17 €	5,089.53	-34.36	-0.68%	5,039.67	5,089.53	4,670.67	5,220.35	4.01% #
FTSE/Athex Chemicals	9,577.99 €	9,923.14	-345.15	-3.48%	9,577.99	9,966.29	7,722.79	11,217.47	17.15% #
FTSE/Athex Travel & Leisure	1,600.94 €	1,601.59	-0.65	-0.04%	1,600.73	1,616.49	1,309.57	1,616.49	21.00% #
FTSE/Athex Technology	863.62 €	865.13	-1.51	-0.17%	856.78	872.92	692.80	872.92	21.77% #
FTSE/Athex Telecommunications	3,303.08 ~	3,303.08	0.00	0.00%	3,270.05	3,314.09	2,614.94	3,316.85	26.05% #
FTSE/Athex Utilities	2,093.14 #	2,072.15	20.99	1.01%	2,068.30	2,097.43	1,729.19	2,108.88	19.00% #
Athex All Share Index	184.76 #	184.21	0.55	0.30%	184.76	184.76	157.01	184.76	16.92% #
Hellenic Corporate Bond Index	118.22 #	118.17	0.04	0.04%			116.31	118.22	1.61% #
Hellenic Corporate Bond Price Index	96.45 #	96.44	0.01	0.01%			95.16	96.82	0.69% #

Note 1: FTSE/Med 100, Hellenic Corporate Bond Price Index and Hellenic Corporate Bond Index closing prices refer to the previous trading day of 29/03/2019.

Note 2: The Hellenic Mid & Small Cap Index is a Customized index calculated by the Athens Exchange.

Athex Indices



Analytic Figures for Athex Market's Boards and Categories

	Total Traded Securities	Main Market	Surveillance	Exchange Traded Funds (ETFs)
Totals	128	111	16	1
Gain / Lose / Same:	46 / 44 / 38	43 / 42 / 26	2 / 2 / 12	1 / 0 / 0
Athex Capitalisation (mill. €) **	52,124.87	51,922.66	202.21	
Daily Average Trans/ons Value(thou.€)	45,817.67	45,856.86	23.81	2.16
Transactions Value	65,114.85	65,075.30	24.08	15.47
Main Board:	54,708.66	54,669.11	24.08	15.47
Blocks Board 6_2_3:	10,406.19	10,406.19	0.00	0.00
Forced Sales Board:	0.00	0.00	0.00	0.00
Special Terms Board:	0.00	0.00	0.00	0.00
Daily Average Transactions Volume	27,350,379	27,180,923	207,149	120
Transactions Volume	26,082,214	25,872,936	208,478	800
Main Board:	24,611,293	24,402,015	208,478	800
Blocks Board 6_2_3:	1,470,921	1,470,921	0	0
Forced Sales Board:	0	0	0	0
Special Terms Board:	0	0	0	0
Daily Average Number of Trades	21,501	21,422	79	1
Number of Trades	26,763	26,662	96	5
Main Board:	26,755	26,654	96	5
Blocks Board 6_2_3:	8	8	0	0
Forced Sales Board:	0	0	0	0
Special Terms Board:	0	0	0	0

Trading Details by Athex Sectors and Financial Instruments (ETFs)

Code	Sectors	Gain / Lose / Same	Number of Trades	Transactions Volume	Transactions Value	% of Total Trans. Value
8300	- Banks	2 / 4 / 0	9,254	16,217,071	18,867,895.79	28.98%
1700	- Basic Resources	2 / 2 / 1	361	142,100	220,773.55	0.34%
1300	- Chemicals	0 / 3 / 1	389	186,673	300,899.34	0.46%
2300	- Construction & Materials	5 / 5 / 3	1,665	553,458	2,163,553.50	3.32%
12000	- Financial Instruments	1 / 0 / 0	5	800	15,471.00	0.02%
8700	- Financial Services	1 / 1 / 2	1,097	2,574,537	571,925.62	0.88%
3500	- Food & Beverage	8 / 1 / 4	222	132,944	526,035.24	0.81%
4500	- Health Care	0 / 3 / 1	196	416,832	599,687.01	0.92%
2700	- Industrial Goods & Services	9 / 3 / 5	2,175	920,005	5,058,814.54	7.77%
8500	- Insurance	0 / 1 / 0	2	200	736.00	0.00%
5500	- Media	0 / 1 / 1	71	13,471	2,741.26	0.00%
500	- Oil & Gas	0 / 2 / 0	1,762	277,866	4,656,367.04	7.15%
3700	- Personal & Household Goods	2 / 7 / 7	1,616	353,468	3,385,775.64	5.20%
8600	- Real Estate	3 / 3 / 2	889	317,517	2,336,065.09	3.59%
5300	- Retail	2 / 1 / 1	66	23,113	22,900.00	0.04%
9500	- Technology	3 / 5 / 3	785	389,032	643,289.86	0.99%
6500	- Telecommunications	0 / 0 / 1	1,290	1,118,290	13,388,122.51	20.56%
5700	- Travel & Leisure	3 / 2 / 5	3,532	1,758,239	10,477,694.43	16.09%
7500	- Utilities	5 / 0 / 1	1,386	686,598	1,876,107.16	2.88%

Top 10 best & worst performing Shares

Main Market

With positive Price change	Closing price	change	With negative Price change	Closing price	change
CENTRIC HOLDINGS (CR)	0.1725	6.15% #	PLAISIO COMPUTERS SA (CR)	3.93	-5.07% €
GEK TERNA (CR)	5.31	5.15% #	EL. D. MOUZAKIS SA (CB)	0.446	-4.70% €
KEKROPS SA (CR)	1.81	4.62% #	THRACE PLASTICS SA (CR)	2.22	-3.48% €
MARFIN INVESTMENT GROUP (CR)	0.0863	4.61% #	EKTER SA (CR)	1.29	-2.64% €
ELVALHALCOR (CB)	1.648	2.11% #	ELTON SA (CR)	1.48	-2.63% €
GR. SARANTIS S.A. (CR)	7.3	2.10% #	AEGEAN AIRLINES (CR)	8.01	-2.32% €
EYDAP S.A. (CR)	5.66	1.98% #	ALPHA BANK (CR)	1.3	-2.11% €
J & P - AVAX SA (CR)	0.377	1.89% #	ATHENS MEDICAL CENTER SA (CR)	1.735	-1.98% €
VIOHALCO SA/NV (CB)	3.42	1.79% #	ATTICA BANK S.A. (CR)	0.201	-1.95% €
CENERGY HOLDINGS (CB)	1.344	1.66% #	PIRAEUS BANK (CR)	1.389	-1.91% €
With the highest Transactions Value	Value (thou. €)	change	With the highest Transactions Volume	Volume	change
OTE (CR)	13,388.12	0.00% -	EUROBANK ERGASIAS (CR)	6,500,659	1.37% #
OPAP (CR)	9,365.87	0.22% #	NATIONAL BANK (CR)	3,333,233	0.37% #
NATIONAL BANK (CR)	5,896.00	0.37% #	ALPHA BANK (CR)	3,197,756	-2.11% €
EUROBANK ERGASIAS (CR)	4,771.30	1.37% #	PIRAEUS BANK (CR)	2,646,286	-1.91% €
ALPHA BANK (CR)	4,233.15	-2.11% €	MARFIN INVESTMENT GROUP (CR)	2,495,177	4.61% #
MOTOR OIL (CR)	3,858.09	-0.67% €	OTE (CR)	1,118,290	0.00% -
MYTILINEOS HOLDINGS (CR)	3,767.35	1.47% #	OPAP (CR)	1,002,025	0.22% #
PIRAEUS BANK (CR)	3,727.93	-1.91% €	ATTICA BANK S.A. (CR)	529,755	-1.95% €
JUMBO SA (CR)	2,680.68	-0.47% €	MYTILINEOS HOLDINGS (CR)	405,627	1.47% #
LAMDA DEVELOPMENT SA (CR)	1,335.15	0.30% #	IASO SA (CR)	388,995	-0.97% €

Note: Stocks that are not included in the "Low Dispersion" and "Under Supervision" categories, and the transactions value is more than 10,000 €.

Derivatives Summary

	Number of Trades	Volume	Open Interest
Index Futures	205	906	7,317
FTSE/Athex Large Cap	205	906	7,317
Stock Futures	2,135	26,768	320,446
ADMIE (IPTO) HOLDING S.A. (CR)	20	630	5,553
ALPHA BANK (CR)	270	4,936	39,961
ATTICA BANK S.A. (CR)	10	465	3,386
CC HBC AG (CR)	4	40	308
CENERGY HOLDINGS (CB)	20	95	6,797
ELLAKTOR (CR)	88	561	11,060
EUROBANK ERGASIAS (CR)	201	3,392	57,215
EYDAP S.A. (CR)	2	3	576
FOURLIS (CR)	1	1	107
GEK TERNA (CR)	95	662	7,156
GRIVALIA PROPERTIES (CR)	0	0	60
HELLENIC EXCHANGES-A.S.E. (CR)	33	87	3,698
HELLENIC PETROLEUM (CR)	24	85	2,428
INTRACOM HOLDINGS (CR)	20	251	3,108
INTRALOT (CR)	27	272	4,763
JUMBO SA (CR)	14	60	596
LAMDA DEVELOPMENT SA (CR)	38	132	2,652
MARFIN INVESTMENT GROUP (CR)	96	2,096	64,371
MOTOR OIL (CR)	12	86	187
MYTILINEOS HOLDINGS (CR)	144	781	9,616
NATIONAL BANK (CR)	319	5,118	35,879
OPAP (CR)	35	105	2,866
OTE (CR)	45	345	3,257
P.P.A. S.A. (CR)	0	0	537
PIRAEUS BANK (CR)	419	5,585	26,359
PPC (CR)	147	668	17,693
TERNA ENERGY (CR)	17	219	3,634
TITAN CEMENT (CR)	5	7	153
VIOHALCO SA/NV (CB)	29	86	6,470
Index Options	25	70	2,393
FTSE/Athex Large Cap	25	70	2,393
Stock Options	6	100	1,469
ALPHA BANK (CR)	0	0	100
NATIONAL BANK (CR)	0	0	411
OPAP (CR)	6	100	667
OTE (CR)	0	0	64
PIRAEUS BANK (CR)	0	0	204
PPC (CR)	0	0	23
Total Derivatives Traded	2,371	27,844	331,625

Shares' Notes

Code	Note text
()	- Adjusted dividends.
*	- Last adjusted closing price.
[1]	- Net dividends.
[2]	- The "Date of Last Coupon" for New listings refers to the date company's stocks started to trade in Athex
[3]	- The Company Market Value is referred to the number of outstanding shares
[4]	- Sectors codification can be found in Appendix A
[5]	- The Market Value refers to the total number of shares listed (including their several classes) in the exchange by the company.
[6]	- P/E greater than 100
[7]	- Last view of the Order Book before the end of the trading session
[8]	- All Blocks Methods' Transactions Value are included.
4690	- Transfer to Surveillance category as of 4/4/2006.
4750	- Transfer to the Under Surveillance Category from 8/4/2011.
4865	- Suspension of trading as of 2/4/2012.
4887	- Transfer to the Surveillance Category as of 10/4/2012.
4912	- Transfer to the Surveillance Category as of 31/7/2012.
4914	- Suspension of trading as of 31/8/2012.
4918	- Suspension of trading as of 31/8/2012.
4955	- Transfer to the Surveillance Category as from 5/4/2013.
4956	- Transfer to the Surveillance Category as from 5/4/2013.
4957	- Transfer to the Surveillance Category as from 5/4/2013.
4958	- Transfer to the Surveillance Category as from 5/4/2013.
4959	- Transfer to the Surveillance Category as from 5/4/2013.
4983	- Transfer to the Surveillance Category as of 5/4/2013.
5080	- Transfer to the Surveillance Category as of 06/09/2011.
5093	- Transfer to the Surveillance Category as of 8/4/2015.
5094	- Transfer to the Surveillance Category as of 8/4/2015.
5095	- Transfer to the Surveillance Category as from 5/4/2013.
5101	- Suspension of trading as of 1/9/2015.
5110	- Suspension of trading as of 08/03/2016.
5112	- Transfer to the Surveillance Category as of 15/04/2016.
5115	- Transfer to the Surveillance Category as of 15/04/2016.
5123	- Transfer to the Surveillance Category as of 10/04/2014
5130	- Suspension of trading as of 18/04/2017.
5136	- Suspension of trading as of 02/05/2017.
5141	- Transfer to the Surveillance Category as of 10/05/2017.
5153	- Suspension of trading as of 03/10/2017.
5154	- Suspension of trading as of 03/10/2017.
5156	- Transfer to the Surveillance Category as of 11/12/2017.
5160	- Transfer to the Surveillance Category as of 15/04/2016.
5161	- Transfer to the Surveillance Category as of 25/11/2011.
5162	- Transfer to the Under Supervision Category as of 21/12/2009.
5165	- Transfer to the Surveillance Category as of 15/02/2018.
5171	- Suspension of trading as of 30/04/2018.
5172	- Suspension of trading as of 30/04/2018.
5174	- Suspension of trading as of 02/05/2018.
5178	- Transfer to the Surveillance Category as of 11/05/2018.
5179	- Suspension of trading as of 25/05/2018.
5190	- Transfer to the Surveillance Category as of 10/04/2012.
5191	- Suspension of trading as of 02/10/2018.
5192	- Suspension of trading as of 02/10/2018.
5193	- Transfer to the Surveillance Category as of 25/10/2018.
5194	- Transfer to the Surveillance Category as of 25/10/2018.

Shares' Notes

Code	Note text
5195	- Transfer to the Surveillance Category as of 27/06/2008.
5196	- Transfer to the Under Surveillance Category from 08/04/2011.
5197	- Transfer to the Surveillance Category as of 07/11/2018.
5200	- Transfer to the Surveillance Category as of 10/04/2012.
5201	- Suspension of trading as of 02/04/2019.
5202	- Suspension of trading as of 02/04/2019.
5203	- Suspension of trading as of 02/04/2019.

Securities Blocks Details

Securities	Block Volume	Price	Block Trade Value	Time of approval	Note
MYTILINEOS HOLDINGS (CR)	36,784	9.20	338,504.76	11:01:23	20
OTE (CR)	474,358	11.98	5,680,437.05	11:11:21	20
AEGEAN AIRLINES (CR)	1,420	7.85	11,142.46	11:40:11	14
OTE (CR)	89,056	11.95	1,064,219.20	15:36:14	20
PIRAEUS BANK (CR)	300,000	1.39	417,450.00	15:37:38	20
NATIONAL BANK (CR)	350,000	1.76	614,775.00	15:38:35	20
OPAP (CR)	130,000	9.32	1,211,600.00	16:44:05	20
OTE (CR)	89,303	11.96	1,068,063.88	17:11:01	20

Blocks Notes

9 - Method 6-1 / Special Fees

10 - Method 6-1 / Special Fees, SDS

14 - Method 6-3 / Settlement, Incomplete Buy and Sell

18 - Method 6-2 / SPOT 1

19 - Method 6-2 / SPOT 2

20 - Method 6-1 and Method 6-1 Same Day Settlement

21 - Other Pre-agreed

Shares Rights Details

Occured date	Exercise from	Exercise until	Trading until	Rights	Price min	Price max	Closing price	Last Bid	Last Ask	Volume	Trades	Transactions Value
15/03/2019	20/03/2019	03/04/2019	29/03/2019	VARVARESSOS S.A. EUROPEAN SPI	---	---	---	---	---	---	---	---

Securities Forced Sales

Securities	Category of Security	Transaction s Volume	Number of Trades	Transactions Value	Note
------------	----------------------	-------------------------	---------------------	-----------------------	------

No Forced Transactions.

Forced Sales Notes

- 1 - Normal Forced Sale.
- 2 - Forced Sales of Fixed Registered Shares.
- 3 - Forced Sales of Remaining Stock Fractions.

Forced Sales Registered Shares

Securities	Start Date	End Date	Initial Volume	Remaining Volume	Date	Avg price (day)	Avg price (period)	Number of Trades	Transactions Volume	Transactions Value
------------	------------	----------	----------------	------------------	------	-----------------	--------------------	------------------	---------------------	--------------------

No Fixed Registered Shares Forced Sales.

Forced Sales Notes

According to Decision 1/380/04.05.2008 of the Hellenic Republic Capital Market Commission, the certificated registered shares that have not been deposited to the issuer for dematerialisation, will be auctioned in the Athens Exchange by the supervising issuer. Forced sales procedure is held according to Article 99A of the Athens Exchange Rulebook. The average price of the period is calculated by dividing the Total transactions value by the Total volume and includes all the transactions made until the current date.

Exchange Traded Funds (ETFs) Characteristics

	Transactions Date (T)	Creation / Redemption	Units (T-1)	New Units (T-1)	Redemption Units (T-1)	Units (T) [1]	Fund Assets [2]	Net Unit Price	Dividend per	Dividend Date
ALPHA ETF FTSE Athex Large Cap	02/04/2019	5,000	642,382	---	---	642,382	12,307,960.00	19.1599	0.43	30/06/2018

ETFs Notes

[1] - Units (T) = Units (T-1) + New Units (T-1) - Redemption Units (T-1)

[2] - The Creation / Redemption Units of T-1 are included.

Convertible Corporate Bonds - Regulated Market

Num Listed Bonds	Nominal price	Issue price	Today's Rate	Exp. Date	Duration (years)	Note	Coupon		Trading	Corporate Bonds	Price min	Price max	Closing price	Previous closing price/date	Volume	Transactions Value	Last order			ear min	Year max
							Common	Preferred									Price	Buy / Sell	Date		
179,991,941	0.30	0.30	1.00	11/10/2025	9	---	11	---	1	FORTHNET S.A. (Convertible)	---	---	---	---	---	---	1.0000	B	02/04/2019	100.0000	100.0000

Corporate Bonds Notes

Transactions Volume = (Pieces) * (Nominal Price). Transactions Value = (Pieces) * (Nominal Price) * (price %) + (Accrued interest).

The price of a Bond is stated as a percentage (%) of Bond's Nominal Price.

Nominal Price in Euros (€), except if it is noted differently.

Non Convertible Corporate Bonds - Regulated Market

Num Listed Bonds	Nominal price	Issue price	Today's Rate	Exp. Date	Duration (years)	Note	Coupon		Trading	Corporate Bonds	Accrued Int.	Yield.T.Mat	Price min	Price max	Closing price	Previous closing price/date	Volume	Transactions Value	Last order			ear min	Year max	
							Common	Preferred											Price	Buy / Sell	Date			
25,000	1,000.00	1,000.00	4.95	26/06/2023	5	---	2	---	1	B&F COMM. & GARM. INDUS. S.A. (Non Convertible)	13.4750	5.8170	96.0000	96.5000	96.2500	96.0000	01/04/2019	20,000	19,519.50	95.1210	B	32/04/2015	93.0000	98.5000
90,000	1,000.00	1,000.00	3.00	11/05/2023	5	---	2	---	1	CORAL A.E. (Non Convertible)	11.9167	2.5330	100.9600	101.5000	101.5000	101.4750	01/04/2019	154,000	158,123.49	100.9600	B	32/04/2015	100.2726	101.7000
120,000	1,000.00	1,000.00	3.95	04/04/2025	7	---	2	---	1	GEK TERNA S.A. (Non Convertible)	---	3.5190	101.1000	101.6000	101.4597	101.4900	01/04/2019	144,000	146,102.00	101.2000	B	32/04/2015	99.0000	101.9980
60,000	1,000.00	1,000.00	3.85	21/07/2022	5	---	4	---	1	TERNA ENERGY FINANCE S.A. (Non Convertible)	7.8069	2.8440	102.5000	102.9100	102.5000	102.9170	01/04/2019	45,000	46,532.31	102.5000	B	32/04/2015	100.5200	103.3900
300,000	1,000.00	1,000.00	3.10	27/06/2022	5	---	4	---	1	MYTILINEOS HOLDINGS S.A. (Non Convertible)	8.4389	2.2160	102.3300	102.4500	102.3300	102.4300	01/04/2019	323,000	333,533.96	102.3300	B	32/04/2015	100.0500	103.4000
50,000	1,000.00	1,000.00	4.35	20/06/2022	5	---	4	---	1	SYSTEMS SUNLIGHT S.A. (Non Convertible)	12.6875	3.0950	102.9800	103.0000	103.0000	102.7960	29/03/2019	264,000	275,257.50	102.5000	B	32/04/2015	99.4118	103.1000
200,000	1,000.00	1,000.00	3.50	21/03/2022	5	---	5	---	1	O.P.A.P. S.A. (Non Convertible)	1.3611	2.3070	102.7500	102.8900	102.8900	102.8610	01/04/2019	61,000	62,793.83	102.7800	B	32/04/2015	101.6500	102.8900
40,000,000	1.00	1.00	5.00	04/10/2021	5	---	10	---	1	HOUSEMARKET S.A. (Non Convertible)	---	2.9670	103.8300	103.9500	103.9225	103.8450	01/04/2019	69,000	71,706.50	103.8700	B	32/04/2015	101.9500	103.9500
200,000	1,000.00	1,000.00	3.60	12/03/2026	7	---	1	---	1	AEGEAN AIRLINES S.A. (Non Convertible)	2.3000	3.3300	101.4000	101.5000	101.5000	101.4270	01/04/2019	288,000	292,907.40	101.2000	B	32/04/2015	100.0000	101.9890

Corporate Bonds Notes

Transactions Volume = (Pieces) * (Nominal Price). Transactions Value = (Pieces) * (Nominal Price) * (price %) + (Accrued interest).

The price of a Bond is stated as a percentage (%) of Bond's Nominal Price.

Nominal Price in Euros (€), except if it is noted differently.

Government Bonds

Number Listed Bonds	Nominal price	Today's Rate	Accrued Interest Calc	Exp. Date [1]	Duration (years)	Note	Coupons Date	Curr. coupon value	Trading Unit	Government Bonds	Price min	Price max	Closing price	Previous closing price/date	Volume	Transactions Value	Price	Last order Buy / Sell	Date
3,000,000	1,000.00	4.38	Actual/Actual	01/08/2022	5	---	01/08	4.38	1	GGB-FXD-010822-05Y-4.375-1.000	---	---	---	---	---	---	1.0000	B	28/11/2018
2,500,000	1,000.00	3.45	Actual/Actual	02/04/2024	5	---	02/04	3.45	1	GGB-FXD-020424-05Y-3.450-1.000	---	---	---	---	---	---	---	---	---
4,355,990,324	1.00	3.50	Actual/Actual	30/01/2023	5	---	01/02 - 31/01	3.50	1	GGB-FXD-300123-05Y-3.500-1.000	---	---	---	94.5720 13/07/2018	---	---	1.0000	B	28/11/2018
5,962,747,327	1.00	3.75	Actual/Actual	30/01/2028	10	---	/02 - 01/02 - 31/	3.75	1	GGB-FXD-300128-10Y-3.750-1.000	---	---	---	85.4610 13/07/2018	---	---	1.0000	B	28/11/2018
6,091,218,404	1.00	3.90	Actual/Actual	30/01/2033	15	---	/02 - 01/02 - 31/	3.90	1	GGB-FXD-300133-15Y-3.900-1.000	---	---	---	78.6730 13/07/2018	---	---	1.0000	B	28/11/2018
4,805,399,486	1.00	4.00	Actual/Actual	30/01/2037	19	---	/02 - 01/02 - 31/	4.00	1	GGB-FXD-300137-19Y-4.000-1.000	---	---	---	77.0370 13/07/2018	---	---	1.0000	B	28/11/2018
4,603,713,186	1.00	4.20	Actual/Actual	30/01/2042	24	---	/02 - 01/02 - 31/	4.20	1	GGB-FXD-300142-24Y-4.200-1.000	---	---	---	77.7640 13/07/2018	---	---	1.0000	B	28/11/2018
550,418,123	1.00	3.00	Actual/Actual	24/02/2023	11	---	24/02	3.00	1	GGB-FXD-240223-11Y-2.000-1.000	---	---	---	10.0000 22/06/2015	---	---	---	---	---
445,007,576	1.00	3.00	Actual/Actual	24/02/2024	12	---	24/02	3.00	1	GGB-FXD-240224-12Y-2.000-1.000	---	---	---	10.0000 22/06/2015	---	---	---	---	---
423,674,226	1.00	3.00	Actual/Actual	24/02/2025	13	---	24/02	3.00	1	GGB-FXD-240225-13Y-2.000-1.000	---	---	---	10.0000 22/06/2015	---	---	---	---	---
212,292,153	1.00	3.00	Actual/Actual	24/02/2026	14	---	24/02	3.00	1	GGB-FXD-240226-14Y-2.000-1.000	---	---	---	10.0000 22/06/2015	---	---	---	---	---
160,621,352	1.00	3.00	Actual/Actual	24/02/2027	15	---	24/02	3.00	1	GGB-FXD-240227-15Y-2.000-1.000	---	---	---	10.0000 22/06/2015	---	---	---	---	---
183,244,055	1.00	3.00	Actual/Actual	24/02/2028	16	---	24/02	3.00	1	GGB-FXD-240228-16Y-2.000-1.000	---	---	---	10.0000 22/06/2015	---	---	---	---	---
164,802,894	1.00	3.00	Actual/Actual	24/02/2029	17	---	24/02	3.00	1	GGB-FXD-240229-17Y-2.000-1.000	---	---	---	10.0000 22/06/2015	---	---	---	---	---
165,460,943	1.00	3.00	Actual/Actual	24/02/2030	18	---	24/02	3.00	1	GGB-FXD-240230-18Y-2.000-1.000	---	---	---	10.0000 22/06/2015	---	---	---	---	---
129,007,241	1.00	3.00	Actual/Actual	24/02/2031	19	---	24/02	3.00	1	GGB-FXD-240231-19Y-2.000-1.000	---	---	---	10.0000 22/06/2015	---	---	---	---	---
126,192,683	1.00	3.00	Actual/Actual	24/02/2032	20	---	24/02	3.00	1	GGB-FXD-240232-20Y-2.000-1.000	---	---	---	10.0000 22/06/2015	---	---	---	---	---
146,905,168	1.00	3.00	Actual/Actual	24/02/2033	21	---	24/02	3.00	1	GGB-FXD-240233-21Y-2.000-1.000	---	---	---	10.0000 22/06/2015	---	---	---	---	---
154,475,606	1.00	3.00	Actual/Actual	24/02/2034	22	---	24/02	3.00	1	GGB-FXD-240234-22Y-2.000-1.000	---	---	---	10.0000 22/06/2015	---	---	---	---	---
144,429,441	1.00	3.00	Actual/Actual	24/02/2035	23	---	24/02	3.00	1	GGB-FXD-240235-23Y-2.000-1.000	---	---	---	10.0000 22/06/2015	---	---	---	---	---
166,211,676	1.00	3.00	Actual/Actual	24/02/2036	24	---	24/02	3.00	1	GGB-FXD-240236-24Y-2.000-1.000	---	---	---	10.0000 22/06/2015	---	---	---	---	---
145,461,669	1.00	3.00	Actual/Actual	24/02/2037	25	---	24/02	3.00	1	GGB-FXD-240237-25Y-2.000-1.000	---	---	---	10.0000 22/06/2015	---	---	---	---	---
146,941,087	1.00	3.00	Actual/Actual	24/02/2038	26	---	24/02	3.00	1	GGB-FXD-240238-26Y-2.000-1.000	---	---	---	10.0000 22/06/2015	---	---	---	---	---
135,115,612	1.00	3.00	Actual/Actual	24/02/2039	27	---	24/02	3.00	1	GGB-FXD-240239-27Y-2.000-1.000	---	---	---	10.0000 22/06/2015	---	---	---	---	---
141,909,637	1.00	3.00	Actual/Actual	24/02/2040	28	---	24/02	3.00	1	GGB-FXD-240240-28Y-2.000-1.000	---	---	---	10.0000 22/06/2015	---	---	---	---	---
136,788,720	1.00	3.00	Actual/Actual	24/02/2041	29	---	24/02	3.00	1	GGB-FXD-240241-29Y-2.000-1.000	---	---	---	10.0000 22/06/2015	---	---	---	---	---
163,643,410	1.00	3.00	Actual/Actual	24/02/2042	30	---	24/02	3.00	1	GGB-FXD-240242-30Y-2.000-1.000	---	---	---	10.0000 22/06/2015	---	---	---	---	---
742,153	1,000.00	0.40	FLR Actual/360	10/08/2019	5	---	10/02 - 10/08	---	1	GGB-FLT-100819-05Y-0.934-1.000	---	---	---	---	---	---	50.0001	B	12/12/2017
2,500,000	1,000.00	3.88	Actual/Actual	12/03/2029	10	---	12/03	3.88	1	GGB-FXD-120329-10Y-3.875-1.000	---	---	---	---	---	---	---	---	---
3,000,000	1,000.00	3.38	Actual/Actual	15/02/2025	7	---	15/02	3.38	1	GGB-FXD-150225-07Y-3.375-1.000	---	---	---	---	---	---	---	---	---
250,250	1,000.00	2.90	Actual/Actual	20/03/2023	4	---	20/03	2.90	1	GGB-FXD-200323-04Y-2.900-1.000	---	---	---	---	---	---	---	---	---
964,000	1,000.00	3.25	Actual/Actual	20/03/2025	6	---	20/03	3.25	1	GGB-FXD-200325-06Y-3.250-1.000	---	---	---	---	---	---	---	---	---
2,100,000	1,000.00	3.55	Actual/Actual	20/03/2026	7	---	20/03	3.55	1	GGB-FXD-200326-07Y-3.550-1.000	---	---	---	---	---	---	---	---	---
2,456,470	1,000.00	4.75	Actual/Actual	17/04/2019	5	---	17/04	4.75	1	GGB-FXD-170419-05Y-4.750-1.000	---	---	---	---	---	---	---	---	---

Government Bonds Notes

Transactions Volume = (Pieces) * (Nominal Price). Transactions Value = (Pieces) * (Nominal Price) * (price %) + (Accrued interest).

The Value of current coupon for the issues with NV 0.01 euro refers to NV 100 euros

FLR: Floating Interest Rate.

[1] - The Expiration Date of the interest bearing period and the Date for coupon payment.

Government Bonds

Number Listed Bonds	Nominal price	Today's Rate	Accrued Interest Calc	Exp. Date [1]	Duration (years)	Note	Coupons Date	Curr. coupon value	Trading Unit	Government Bonds	Price min	Price max	Closing price	Previous closing price/date	Volume	Transactions Value	Price	Last order Buy / Sell	Date
---------------------	---------------	--------------	-----------------------	---------------	------------------	------	--------------	--------------------	--------------	------------------	-----------	-----------	---------------	-----------------------------	--------	--------------------	-------	-----------------------	------

Government Bonds Notes

Transactions Volume = (Pieces) * (Nominal Price). Transactions Value = (Pieces) * (Nominal Price) * (price %) + (Accrued interest).

The Value of current coupon for the issues with NV 0.01 euro refers to NV 100 euros

FLR: Floating Interest Rate.

[1] - The Expiration Date of the interest bearing period and the Date for coupon payment.

Treasury Bills & Zero Coupon Government Bonds

Issue Date	13-Week Maturity									26-Week Maturity									52-Week Maturity								
	Exp. Date	Initial Rate	Num Listed Bonds	Nominal price	Issue price	Last Trade Price	Last Trade Date	Volume Traded	Note	Exp. Date	Initial Rate	Num Listed Bonds	Nominal price	Issue price	Last Trade Price	Last Trade Date	Volume Traded	Note	Exp. Date	Initial Rate	Num Listed Bonds	Nominal price	Issue price	Last Trade Price	Last Trade Date	Volume Traded	Note
15/06/2018	---	---	---	---	---	---	---	---	---	---	---	---	---	---	---	---	---	---	14/06/2019	1.09	1,000,000	1,000.00	989.10	---	---	---	---
14/09/2018	---	---	---	---	---	---	---	---	---	---	---	---	---	---	---	---	---	---	13/09/2019	1.09	1,000,000	1,000.00	989.10	---	---	---	---
14/12/2018	---	---	---	---	---	---	---	---	---	---	---	---	---	---	---	---	---	---	13/12/2019	1.09	1,000,000	1,000.00	989.10	---	---	---	---
15/03/2019	---	---	---	---	---	---	---	---	---	---	---	---	---	---	---	---	---	---	13/03/2020	0.95	1,000,000	1,000.00	990.50	---	---	---	---

Bonds in Circulation	Currency / Min nominal traded Value	Coupons Payment Date	Current Coupon Value	Note	Coupon	Trading Unit	Issue Date	Duration (years)	Today's Interest	A.I.C in days	Bonds	Last price of previous days		Last Outcry in Cash (euro)			Trades in Pieces	Life min	Life Max
												Price	Buy / Sell	Price	Buy / Sell	Date			
Corporate Bonds in Foreign Currency and Euro																			
103,746	GBP / 10	01/12	0.25	---	60	1	01/12/1930	98	2.5	360	National Mortgage Bank	2.27	05/02/1996	2.27	S	05/02/1996	---	2.27	2.27
0	GBP / 10	01/12	0.25	---	62	1	01/12/1928	100	2.5	360	National Mortgage Bank	---	---	---	---	---	---	---	---

Government Bonds Notes

A.I.C: Accrued Interest Calculation base.

FLR: Floating Interest Rate.

The minimum tradeable Nominal Value for all Demeterialised Government Titles is 100 Euros.

(μτφρ-0)

Athex & ATHEXClear Members List

Member Name	Stock Market			Derivatives Market		ATHEXClear Member				
	Address	Phone	Fax	Market Member	Remote Member	Market Maker	Proprietary	Market Maker	General Clearing	Direct Clearing
A. SARRIS SECURITIES S.A.				a						
6, DRAGATSANIOU ATHINA	+30 2103367700	210-3312324								
ALPHA BANK A.E.									a	
40, STADIOU STR ATHINA	(210)-3260000	(210)-3264116								
	(210)-3265546	(210)-3265811								
103, AVE. ATHINON ATHINA	+30 2103436820	210-3436270								
ALPHA FINANCE INVESTMENT SERVICES S.A.				a		a	a	a		a
5, MERLIN ATHINA	+30 2103677400	210-33311193								
ARDU PRIME SECURITIES S.A.				a			a			
12-14, KARAGIORGI SERVIAS ATHINA	+30 2103800820	210-3000854								
ARGUS STOCKBROKERS LTD				a	a		a			
25, DIMOSTHENI SEVERI AVE NICOSIA	+357 22717000	0035722717070								
ATLANTIC SECURITIES LIMITED				a	a					
37, PRODROMOU NICOSIA	+357 22445400	00357 22661914								
AXIA VENTURES GROUP LTD				a	a					
, KRANIDIOTI 10, OFFICE 102 NICOSIA	+357 22742000	357 22742001								
AXON SECURITIES S.A.				a			a			
48, STADIOU ATHINA	+30 2103363800	210-3243903								
BETA SECURITIES S.A.				a		a	a			a
29, ALEXANDRAS AVEN. & VRAILA ATHINA	+30 2106478900	210-6410139								
BNP PARIBAS SECURITIES SERVICES									a	
2, LAMPSAKOU ATHINA	+30 2107468500	210-7468579-581								
CAPITAL SECURITIES S.A.				a			a			
58, MITROPOLEOS ATHINA	+30 2103369700	+30 210 3369820								
CFS SECURITIES-INVESTMENT SERVICES S.A.				a						
3, PAPARRIGOPOULOU ATHINA	+30 2103360800	+30 210-3360980								
CITIGROUP GLOBAL MARKET LTD				a	a					
1, CITIGROUP CENTER , CANADA SQ., CANARY WHARF LONDON	+44 02079864000									
CITIGROUP GLOBAL MARKETS EUROPE AG				a						
16, REUTERWEG FRANKFURT										
CREDIT SUISSE SECURITIES (EUROPE) LIMITED				a	a					
1, CABOT SQUARE LONDON	+44 2078888888									
CYCLOS SECURITIES S.A.				a			a			a
39, PANEPISTIMIOU ATHINA	+30 2103364300	+30 210-3239122								
DEUTSCHE BANK S.A.				a	a		a			
1, GREAT WINCHESTER STREET LONDON	+44 20 754 54209	00441133361437								
DYNAMIC SECURITIES S.A.				a			a			a
, SYGROU AVENUE 223 & TRALLEON 2 NEA SMYRNI	+30 2103677700	210-3677777								
EUROBANK EQUITIES INVESTMENT FIRM S.A				a		a	a	a		a
, FILELLINON 10 & XENOFONTOS 13 ATHINA	+30 2103720000	210-3720001								
EUROBANK ERGASIAS S.A.									a	
8, OTHONOS STR. ATHINA	(210)-3337969	(210)-3245916								
	(210)-3337000	(210)-3233866								
8, OTHONOS ATHINA	+30 2103337000	210-3245916								
EUROCORP INVESTMENT SERVICES S.A.				a			a			a
14, FILIKIS ETERIAS SQ, ATHINA	+30 2107263500	2107263666								
EUOTRUST INVESTMENT FIRM SA				a						
113, SEVASTOUPOLEOS ATHINA	+30 2103363100	+30 210-3238334								
EUROXX SECURITIES S.A.				a		a	a	a		a
7, PALAIOLOGOU CHALANDRI	(210)-6879400	(210)-6879401								
7, PALEOLOGOU CHALANDRI	+30 2106879400	210-6879401								
G. A. PERVANAS SECURITIES-INVESTMENT SERVICES CO S.A.				a						
7-9, SOFOKLEOUS ATHINA	+30 2103727200	210-3210-291								
GLOBAL CAPITAL SECURITIES AND FINANCIAL SERVICES LTD				a	a					
50, AVE. ARCHIEPISKOPOU MAKARIOU NICOSIA	+357 22710710	357 22339332								
HELLENIC BANK (INVESTMENTS) LTD					a					
, AVE.KYRIAKOU MATSI 31 - PO BOX 24747 NICOSIA	+357 22500100	357 22500110								
HELLENIC-AMERICAN SECURITIES S.A.				a		a	a			a
27, ANDREA PAPANDEREOU ATHINA	+30 2103311100	+30 210-3215968								
HSBC FRANCE									a	
109-111, AVE. MESOGION ATHINA	+30 2106960000	210-6929336								
INDEX SECURITIES S.A.				a						
6, DRAGATSANIOU ATHINA	+30 2103213920	+30 210-3213216								

Athex & ATHEXClear Members List

Member Name				Stock Market			Derivatives Market		ATHEXClear Member	
	Address	Phone	Fax	Market Member	Remote Member	Market Maker	Proprietary	Market Maker	General Clearing	Direct Clearing
INVESTMENT BANK OF GREECE S.A.				a		a	a	a	a	
32 , EGIALIAS & PARADISOU MAROUSI	+30 2108173111	+30 210-6896325								
J. CHR. MAVRIKIS SECURITIES S.A.				a						
5, SOFOKLEOUS ATHINA	+30 2103216730	210-3217767								
KAPPA SECURITIES S.A.				a			a			
15, VALAORITOU ATHINA	+30 2103678600	+30 210-3641002								
KARAMANOF SECURITIES AND INVESTMENT SERVICES S.A.				a			a			
2, SQ. AGION THEODORON ATHINA	+30 2103212947	+30 210-3217088								
LAIKI FINANCIAL SERVICES LTD					a					
26, AVE. VYRONOS NICOSIA	357 22367367	357 22718567								
LEON DEPOLAS SECURITIES S.A.				a		a	a			
1, CHRISTOU LADA ATHINA	+30 2103213276	+30 210-3211618								
MEGA EQUITY SECURITIES & FINANCIAL SERVICES PUBLIC LTD				a	a		a			
42-44, AVE. GRIVA DIGENI NICOSIA	+357 22711711	357 22711811								
MERIT SECURITIES S.A				a		a	a			a
5, SOFOKLEOUS ATHINA	+30 2141008800	210-3671830								
MERRILL LYNCH INTERNATIONAL				a	a					
2 , KING EDWARD STREET LONDON	+44 20276281000									
N. CHRYSOCHOIDIS STOCK BROKERAGE I.S.S.A.				a			a			a
7-9, SOFOKLEOUS ATHINA	+30 2103213913	+30 210-3216115								
NATIONAL BANK OF GREECE S.A.				a		a	a		a	
68, AKADIMIAS STR. ATHINA	(210)-3328817	(210)-3328678								
86, AIOLOU STR. ATHINA	(210)-3341000	(210)-3228187								
NATIONAL SECURITIES S.A				a		a	a	a		
66, KIFISIAS AVE , BUILDING A ATHINA	+30 2107720000	+30 210-7720002								
NUNTIUS BROKERAGE AND INVESTMENT SERVICES S.A				a						
6, DRAGATSANIOU ATHINA	+30 2103350599	+30210-3254846								
ONE PLUS CAPITAL LIMITED				a	a					
, 75 PRODROMOU AVENUE, ONEWORLD PARKVIEW HOUSE, 3RD FLOOR	+357 22873760									
PANTELAKIS SECURITIES S.A.				a		a	a	a		
57, ETHNIKIS ANTISTASIS B CHALANDRI	+30 2106965000	210-6929550								
PEGASUS SECURITIES S.A				a			a			
17 , VALAORITOU & AMERIKIS ATHINA	+30 2103670700	+30 210-3670760								
PIRAEUS BANK S.A.				a			a		a	
4, AMERIKIS STR. ATHINA	(210)-3335000	(210)-3335079								
4, AMERIKIS ATHINA	+30 2103335000	210-3335079								
4, AMERIKIS STR ATHINA	(210)-3335918	(210)-3254207								
PIRAEUS SECURITIES S.A.				a		a	a	a		a
10, STADIU ATHINA	+30 2103354100	210-3354170								
PRELIUM INVESTMENT SERVICES S.A.				a			a			
342, KIFISIAS ATHINA	+30 2103677044	+30 210-6926403								
PROCHOICE SECURITIES LTD				a	a					
57, SPYROU KYPRIANOY NICOSIA	+357-24-661192	+357-24-662464								
SHARELINK SECURITIES-FINANCIAL SERVICES LTD				a	a		a			
6 , THEOTOKI MEGARO ELLINA NICOSIA	+357 22554200	+357 22750852								
SOCIETE GENERALE S.A.				a	a		a			
, 17 COURS VALMY 92987 PUTEAUX - LA DEFENSE PARIS	+33 157290504	+33142138697								
SOLIDUS SECURITIES S.A				a			a			a
64, LOUIZIS RIANCOUR ATHINA	+30 2106900600	210-6985421								
ST. EM. LAVRENTAKIS SECURITIES S.A.				a			a			
7-9, SOFOKLEOUS ATHINA	+30 2103213336	+30 210-3246572								
THE CYPRUS INVESTMENT & SECURITIES CORPORATION LTD				a	a					
154, LIMASSOL AVENUE, STROVOLOS NICOSIA	+357 22121700	357 22338800								
UBS LIMITED					a					
1 , FINSBURY AVENUE LONDON	+44 2075687135									

List of Stocks under Market Making operations

Securities	Market Maker	Start Market Making	Stock Category
ADMIE (IPTO) HOLDING S.A. (CR)	PIRAEUS SECURITIES S.A.	29/06/2017	Main Market
ALPHA BANK (CR)	ALPHA FINANCE INVESTMENT SERVICES S.A.	29/02/2016	Main Market
	EUROBANK EQUITIES INVESTMENT FIRM S.A	24/10/2012	
	HELLENIC-AMERICAN SECURITIES S.A.	06/02/2019	
	LEON DEPOLAS SECURITIES S.A.	04/01/2016	
	MERIT SECURITIES S.A	03/09/2013	
	NATIONAL SECURITIES S.A	15/01/2013	
	PIRAEUS SECURITIES S.A.	28/05/2013	
ALUMIL (CR)	BETA SECURITIES S.A.	18/07/2013	Main Market
AS COMPANY SA (CR)	EUROBANK EQUITIES INVESTMENT FIRM S.A	01/04/2019	Main Market
ATTICA BANK S.A. (CR)	BETA SECURITIES S.A.	02/06/2014	Main Market
	EUROXX SECURITIES S.A.	22/01/2016	
	PIRAEUS SECURITIES S.A.	20/09/2017	
ATTICA HOLDINGS (CR)	HELLENIC-AMERICAN SECURITIES S.A.	28/12/2017	Main Market
AUTOHELLAS SA (CR)	EUROXX SECURITIES S.A.	02/07/2018	Main Market
BYTE COMPUTER SA (CR)	MERIT SECURITIES S.A	04/08/2013	Main Market
CC HBC AG (CR)	EUROBANK EQUITIES INVESTMENT FIRM S.A	23/10/2013	Main Market
	NATIONAL SECURITIES S.A	29/04/2013	
	PIRAEUS SECURITIES S.A.	04/05/2015	
CENERGY HOLDINGS (CB)	ALPHA FINANCE INVESTMENT SERVICES S.A.	02/01/2017	Main Market
	EUROBANK EQUITIES INVESTMENT FIRM S.A	02/01/2017	
CNL CAPITAL (CR)	MERIT SECURITIES S.A	01/10/2018	Main Market
EKTER SA (CR)	EUROBANK EQUITIES INVESTMENT FIRM S.A	16/10/2017	Main Market
	LEON DEPOLAS SECURITIES S.A.	21/05/2018	
ELASTRON (CR)	LEON DEPOLAS SECURITIES S.A.	20/02/2017	Main Market
ELLAKTOR (CR)	ALPHA FINANCE INVESTMENT SERVICES S.A.	14/03/2019	Main Market
	EUROBANK EQUITIES INVESTMENT FIRM S.A	01/06/2013	
	EUROXX SECURITIES S.A.	24/09/2018	
	HELLENIC-AMERICAN SECURITIES S.A.	14/01/2019	
	NATIONAL SECURITIES S.A	25/06/2013	
	PIRAEUS SECURITIES S.A.	22/10/2018	
ELTON SA (CR)	BETA SECURITIES S.A.	03/09/2013	Main Market
	LEON DEPOLAS SECURITIES S.A.	01/04/2019	
ELVALHALCOR (CB)	ALPHA FINANCE INVESTMENT SERVICES S.A.	07/05/2018	Main Market
	EUROBANK EQUITIES INVESTMENT FIRM S.A	07/05/2018	
EUROBANK ERGASIAS (CR)	ALPHA FINANCE INVESTMENT SERVICES S.A.	08/01/2013	Main Market
	EUROBANK EQUITIES INVESTMENT FIRM S.A	01/06/2013	
	HELLENIC-AMERICAN SECURITIES S.A.	25/07/2014	
	MERIT SECURITIES S.A	06/11/2017	
	NATIONAL SECURITIES S.A	01/01/2017	
	PIRAEUS SECURITIES S.A.	28/09/2013	
FOURLIS (CR)	EUROBANK EQUITIES INVESTMENT FIRM S.A	01/12/2016	Main Market
	EUROXX SECURITIES S.A.	01/12/2016	
	PIRAEUS SECURITIES S.A.	06/03/2017	
GEK TERNA (CR)	HELLENIC-AMERICAN SECURITIES S.A.	07/09/2015	Main Market
GR. SARANTIS S.A. (CR)	ALPHA FINANCE INVESTMENT SERVICES S.A.	19/06/2018	Main Market
	BETA SECURITIES S.A.	14/05/2013	
	EUROBANK EQUITIES INVESTMENT FIRM S.A	24/10/2016	

List of Stocks under Market Making operations

Securities	Stock Category
Market Maker	Start Market Making
GRIVALIA PROPERTIES (CR)	Main Market
EUROBANK EQUITIES INVESTMENT FIRM S.A	20/09/2017
HELLENIC EXCHANGES-A.S.E. (CR)	Main Market
NATIONAL SECURITIES S.A	25/06/2013
PIRAEUS SECURITIES S.A.	04/05/2015
HELLENIC PETROLEUM (CR)	Main Market
HELLENIC-AMERICAN SECURITIES S.A.	14/09/2015
PIRAEUS SECURITIES S.A.	20/03/2017
IKTINOS HELLAS SA (CR)	Main Market
ALPHA FINANCE INVESTMENT SERVICES S.A.	01/04/2019
EUROBANK EQUITIES INVESTMENT FIRM S.A	25/02/2019
INTRACOM CONSTR. (CR)	Main Market
MERIT SECURITIES S.A	05/06/2018
INTRACOM HOLDINGS (CR)	Main Market
ALPHA FINANCE INVESTMENT SERVICES S.A.	03/08/2018
LEON DEPOLAS SECURITIES S.A.	08/10/2018
INTRALOT (CR)	Main Market
ALPHA FINANCE INVESTMENT SERVICES S.A.	03/07/2017
BETA SECURITIES S.A.	10/04/2017
EUROBANK EQUITIES INVESTMENT FIRM S.A	18/12/2017
EUROXX SECURITIES S.A.	12/06/2017
HELLENIC-AMERICAN SECURITIES S.A.	30/05/2018
PANTELAKIS SECURITIES S.A.	07/05/2018
PIRAEUS SECURITIES S.A.	28/09/2013
J & P - AVAX SA (CR)	Main Market
EUROBANK EQUITIES INVESTMENT FIRM S.A	14/12/2015
JUMBO SA (CR)	Main Market
MERIT SECURITIES S.A	06/11/2017
PIRAEUS SECURITIES S.A.	06/03/2017
KLOUKINAS - LAPPAS SA (CR)	Main Market
BETA SECURITIES S.A.	22/09/2014
KRI-KRI S.A. (CR)	Main Market
EUROBANK EQUITIES INVESTMENT FIRM S.A	07/05/2018
LEON DEPOLAS SECURITIES S.A.	16/01/2017
LAMDA DEVELOPMENT SA (CR)	Main Market
EUROBANK EQUITIES INVESTMENT FIRM S.A	08/12/2014
PANTELAKIS SECURITIES S.A.	06/11/2017
PIRAEUS SECURITIES S.A.	29/06/2017
LAMPSA HOTEL SA (CR)	Main Market
LEON DEPOLAS SECURITIES S.A.	16/01/2017
MARFIN INVESTMENT GROUP (CR)	Main Market
PIRAEUS SECURITIES S.A.	02/02/2013
MLS MULTIMEDIA SA (CR)	Main Market
HELLENIC-AMERICAN SECURITIES S.A.	07/12/2015
MOTOR OIL (CR)	Main Market
HELLENIC-AMERICAN SECURITIES S.A.	01/09/2014
LEON DEPOLAS SECURITIES S.A.	01/04/2019
MERIT SECURITIES S.A	25/02/2019
NATIONAL SECURITIES S.A	17/02/2014
PIRAEUS SECURITIES S.A.	04/05/2015
MYTILINEOS HOLDINGS (CR)	Main Market
EUROBANK EQUITIES INVESTMENT FIRM S.A	20/09/2017
MERIT SECURITIES S.A	25/02/2019
NATIONAL SECURITIES S.A	25/06/2013
PIRAEUS SECURITIES S.A.	04/05/2015
NATIONAL BANK (CR)	Main Market
ALPHA FINANCE INVESTMENT SERVICES S.A.	08/01/2013
EUROBANK EQUITIES INVESTMENT FIRM S.A	24/10/2012
HELLENIC-AMERICAN SECURITIES S.A.	25/07/2014
LEON DEPOLAS SECURITIES S.A.	20/04/2015
MERIT SECURITIES S.A	03/09/2013
NATIONAL SECURITIES S.A	28/02/2013
PIRAEUS SECURITIES S.A.	08/09/2013

List of Stocks under Market Making operations

Securities	Stock Category
Market Maker	Start Market Making
OPAP (CR)	Main Market
ALPHA FINANCE INVESTMENT SERVICES S.A.	08/01/2013
EUROBANK EQUITIES INVESTMENT FIRM S.A	24/10/2012
HELLENIC-AMERICAN SECURITIES S.A.	25/07/2014
MERIT SECURITIES S.A	20/03/2017
NATIONAL SECURITIES S.A	15/01/2013
PIRAEUS SECURITIES S.A.	04/05/2015
OTE (CR)	Main Market
ALPHA FINANCE INVESTMENT SERVICES S.A.	08/01/2013
EUROBANK EQUITIES INVESTMENT FIRM S.A	24/10/2012
HELLENIC-AMERICAN SECURITIES S.A.	25/07/2014
LEON DEPOLAS SECURITIES S.A.	01/04/2019
MERIT SECURITIES S.A	20/03/2017
NATIONAL SECURITIES S.A	01/12/2012
PIRAEUS SECURITIES S.A.	08/09/2013
P.P.A. S.A. (CR)	Main Market
EUROBANK EQUITIES INVESTMENT FIRM S.A	06/02/2019
PAPOUTSANIS (CR)	Main Market
ALPHA FINANCE INVESTMENT SERVICES S.A.	19/11/2018
BETA SECURITIES S.A.	25/11/2013
PETROPOULOS PETROS (CR)	Main Market
BETA SECURITIES S.A.	28/05/2013
EUROBANK EQUITIES INVESTMENT FIRM S.A	01/04/2019
PIRAEUS BANK (CR)	Main Market
EUROBANK EQUITIES INVESTMENT FIRM S.A	23/10/2012
EUROXX SECURITIES S.A.	15/02/2016
HELLENIC-AMERICAN SECURITIES S.A.	14/01/2019
MERIT SECURITIES S.A	16/09/2013
NATIONAL SECURITIES S.A	02/06/2013
PIRAEUS SECURITIES S.A.	16/02/2013
PLAISIO COMPUTERS SA (CR)	Main Market
BETA SECURITIES S.A.	05/05/2014
EUROBANK EQUITIES INVESTMENT FIRM S.A	02/03/2015
PPC (CR)	Main Market
ALPHA FINANCE INVESTMENT SERVICES S.A.	23/07/2018
ALPHA FINANCE INVESTMENT SERVICES S.A.	08/01/2013
EUROBANK EQUITIES INVESTMENT FIRM S.A	23/10/2012
MERIT SECURITIES S.A	06/11/2017
NATIONAL SECURITIES S.A	26/03/2013
PIRAEUS SECURITIES S.A.	28/09/2013
QUALITY & RELIABILITY SA (CR)	Main Market
BETA SECURITIES S.A.	20/08/2014
QUEST HOLDINGS (CR)	Main Market
BETA SECURITIES S.A.	26/03/2018
EUROBANK EQUITIES INVESTMENT FIRM S.A	28/01/2019
S.KANAKIS SA (CR)	Main Market
BETA SECURITIES S.A.	01/10/2013
THRACE PLASTICS SA (CR)	Main Market
ALPHA FINANCE INVESTMENT SERVICES S.A.	26/03/2018
EUROBANK EQUITIES INVESTMENT FIRM S.A	26/03/2018
TITAN CEMENT (CR)	Main Market
NATIONAL SECURITIES S.A	17/02/2014
PANTELAKIS SECURITIES S.A.	14/03/2019
PIRAEUS SECURITIES S.A.	04/05/2015
VIOHALCO SA/NV (CB)	Main Market
ALPHA FINANCE INVESTMENT SERVICES S.A.	17/02/2014
EUROBANK EQUITIES INVESTMENT FIRM S.A	01/01/2017
MERIT SECURITIES S.A	17/03/2014

Equity Investment Instruments Acknowledgements

Portfolio Investments Company Name	NAV per Share	Share Price	Premium/ Discount
ALPHA TRUST ANDROMEDA SA	27.71	23.00	-17.01%

Acknowledgements Notes

According to the Decision of the Capital Market Commission 4/278/12.08.2003 Portfolio Investment Companies are required to notify the Athens Exchange on the 10th, 20th and last working day of each month the Net Asset Value (NAV) of their shares as well as Premium or Discount in relation to their market value.

Underlying Asset				Derivatives Market													
Price max	Price min	Closing price	change	Delivery Month	Open price	Price max	Price min	Last price	Closing price	Last Bid	Last Ask	Fixing price*	Life high	Life low	Trades	Volume	Open Interest
FTSE/Athex Large Cap (Trade Unit: 1 Index Point x 2€, Cash Settlement)																	
1,937.44	1,915.72	1,924.53	0.30%	April 2019	1,928.00	1,940.00	1,922.00	1,931.00	1,931.00	---	---	---	1,940.00	---	190	858	6,816
				May 2019	1,928.75	1,936.00	1,923.50	1,925.00	1,925.00	---	---	---	1,940.00	---	15	48	472
				June 2019	---	---	---	---	1,927.50	---	---	---	1,935.00	---	---	---	29
				September 2019	---	---	---	---	1,937.00	---	---	---	---	---	---	---	---
				December 2019	---	---	---	---	1,946.75	---	---	---	---	---	---	---	---
				March 2020	---	---	---	---	1,956.50	---	---	---	---	---	---	---	---

Derivatives notes

Fixing prices and final open positions can be retrieved from the following path <http://www.helex.gr/el/web/guest/statistics-end-of-day-derivatives>

Underlying Asset				Derivatives Market													
Price max	Price min	Closing price	change	Delivery Month	Open price	Price max	Price min	Last price	Closing price	Last Bid	Last Ask	Fixing price*	Life high	Life low	Trades	Volume	Open Interest
ADMIE (IPTO) HOLDING S.A. (CR) (Contract Size: 100 Securities, Physical Delivery)																	
1.8	1.74	1.77	0.57%	June 2019	1.78	1.80	1.77	1.77	1.77	---	---	---	1.88	---	20	630	5,553
				September 2019	---	---	---	---	1.78	---	---	---	---	---	---	---	---
				December 2019	---	---	---	---	1.79	---	---	---	---	---	---	---	---
				March 2020	---	---	---	---	1.79	---	---	---	---	---	---	---	---
ALPHA BANK (CR) (Contract Size: 100 Securities, Physical Delivery)																	
1.358	1.3	1.3	-2.11%	June 2019	1.36	1.36	1.30	1.31	1.31	---	---	---	1.43	---	270	4,936	39,961
				September 2019	---	---	---	---	1.34	---	---	---	---	---	---	---	---
				December 2019	---	---	---	---	1.35	---	---	---	---	---	---	---	---
				March 2020	---	---	---	---	1.35	---	---	---	---	---	---	---	---
ATTICA BANK S.A. (CR) (Contract Size: 100 Securities, Physical Delivery)																	
0.212	0.2	0.201	-1.95%	June 2019	0.212	0.212	0.203	0.203	0.203	---	---	---	0.213	---	10	465	3,386
				September 2019	---	---	---	---	0.207	---	---	---	---	---	---	---	---
				December 2019	---	---	---	---	0.208	---	---	---	---	---	---	---	---
				March 2020	---	---	---	---	0.209	---	---	---	---	---	---	---	---
CC HBC AG (CR) (Contract Size: 100 Securities, Physical Delivery)																	
30.98	30.63	30.79	1.05%	June 2019	30.89	30.89	30.64	30.85	30.85	---	---	---	31.20	---	4	40	308
				September 2019	---	---	---	---	30.76	---	---	---	---	---	---	---	---
				December 2019	---	---	---	---	30.92	---	---	---	---	---	---	---	---
				March 2020	---	---	---	---	31.07	---	---	---	---	---	---	---	---
CENERGY HOLDINGS (CB) (Contract Size: 100 Securities, Physical Delivery)																	
1.352	1.318	1.344	1.66%	June 2019	1.32	1.35	1.32	1.34	1.34	---	---	---	1.38	---	20	95	6,797
				September 2019	---	---	---	---	1.33	---	---	---	---	---	---	---	---
				December 2019	---	---	---	---	1.34	---	---	---	---	---	---	---	---
				March 2020	---	---	---	---	1.35	---	---	---	---	---	---	---	---
ELLAKTOR (CR) (Contract Size: 100 Securities, Physical Delivery)																	
1.67	1.648	1.66	0.12%	June 2019	1.67	1.67	1.64	1.65	1.65	---	---	---	1.67	---	88	561	11,060
				September 2019	---	---	---	---	1.67	---	---	---	---	---	---	---	---
				December 2019	---	---	---	---	1.68	---	---	---	---	---	---	---	---
				March 2020	---	---	---	---	1.69	---	---	---	---	---	---	---	---
EUROBANK ERGASIAS (CR) (Contract Size: 100 Securities, Physical Delivery)																	
0.742	0.7195	0.738	1.37%	June 2019	0.724	0.730	0.710	0.724	0.724	---	---	---	0.736	---	201	3,392	57,215
				September 2019	---	---	---	---	0.735	---	---	---	0.660	---	---	---	---
				December 2019	---	---	---	---	0.739	---	---	---	---	---	---	---	---
				March 2020	---	---	---	---	0.742	---	---	---	---	---	---	---	---

Derivatives notes

Fixing prices and final open positions can be retrieved from the following path <http://www.helex.gr/el/web/guest/statistics-end-of-day-derivatives>

Underlying Asset				Derivatives Market													
Price max	Price min	Closing price	change	Delivery Month	Open price	Price max	Price min	Last price	Closing price	Last Bid	Last Ask	Fixing price*	Life high	Life low	Trades	Volume	Open Interest
EYDAP S.A. (CR)				(Contract Size: 100 Securities, Physical Delivery)													
5.66	5.55	5.66	1.98%	June 2019	5.57	5.60	5.57	5.60	5.60	---	---	---	5.60	---	2	3	576
				September 2019	---	---	---	---	5.60	---	---	---	---	---	---	---	---
				December 2019	---	---	---	---	5.63	---	---	---	---	---	---	---	---
				March 2020	---	---	---	---	5.66	---	---	---	---	---	---	---	---
FOURLIS (CR)				(Contract Size: 100 Securities, Physical Delivery)													
5.15	5.07	5.1	0.00%	June 2019	5.10	5.10	5.10	5.10	5.10	---	---	---	5.19	---	1	1	107
				September 2019	---	---	---	---	5.15	---	---	---	---	---	---	---	---
				December 2019	---	---	---	---	5.17	---	---	---	---	---	---	---	---
				March 2020	---	---	---	---	5.20	---	---	---	---	---	---	---	---
GEK TERNA (CR)				(Contract Size: 100 Securities, Physical Delivery)													
5.34	5.01	5.31	5.15%	June 2019	5.12	5.34	5.12	5.31	5.31	---	---	---	5.34	---	95	662	7,156
				September 2019	---	---	---	---	5.10	---	---	---	4.90	---	---	---	---
				December 2019	---	---	---	---	5.12	---	---	---	---	---	---	---	---
				March 2020	---	---	---	---	5.15	---	---	---	---	---	---	---	---
GRIVALIA PROPERTIES (CR)				(Contract Size: 100 Securities, Physical Delivery)													
11.38	11.06	11.34	1.25%	June 2019	---	---	---	---	11.25	---	---	---	10.74	---	---	---	60
				September 2019	---	---	---	---	11.31	---	---	---	---	---	---	---	---
				December 2019	---	---	---	---	11.36	---	---	---	---	---	---	---	---
				March 2020	---	---	---	---	11.42	---	---	---	---	---	---	---	---
HELLENIC EXCHANGES-A.S.E. (CR)				(Contract Size: 100 Securities, Physical Delivery)													
4.6	4.42	4.44	-1.33%	June 2019	4.48	4.59	4.45	4.46	4.46	---	---	---	4.59	---	33	87	3,698
				September 2019	---	---	---	---	4.54	---	---	---	---	---	---	---	---
				December 2019	---	---	---	---	4.57	---	---	---	---	---	---	---	---
				March 2020	---	---	---	---	4.59	---	---	---	---	---	---	---	---
HELLENIC PETROLEUM (CR)				(Contract Size: 100 Securities, Physical Delivery)													
8.7	8.55	8.64	-0.69%	June 2019	8.74	8.74	8.61	8.66	8.66	---	---	---	8.74	---	24	85	2,428
				September 2019	---	---	---	---	8.78	---	---	---	---	---	---	---	---
				December 2019	---	---	---	---	8.83	---	---	---	---	---	---	---	---
				March 2020	---	---	---	---	8.87	---	---	---	---	---	---	---	---
INTRACOM HOLDINGS (CR)				(Contract Size: 100 Securities, Physical Delivery)													
0.998	0.965	0.981	1.66%	June 2019	0.977	1.01	0.977	0.977	0.977	---	---	---	1.01	---	20	251	3,108
				September 2019	---	---	---	---	0.974	---	---	---	---	---	---	---	---
				December 2019	---	---	---	---	0.979	---	---	---	---	---	---	---	---
				March 2020	---	---	---	---	0.984	---	---	---	---	---	---	---	---

Derivatives notes

Fixing prices and final open positions can be retrieved from the following path <http://www.helex.gr/el/web/guest/statistics-end-of-day-derivatives>

Underlying Asset				Derivatives Market													
Price max	Price min	Closing price	change	Delivery Month	Open price	Price max	Price min	Last price	Closing price	Last Bid	Last Ask	Fixing price*	Life high	Life low	Trades	Volume	Open Interest
INTRALOT (CR)				(Contract Size: 100 Securities, Physical Delivery)													
0.528	0.519	0.52	0.19%	June 2019	0.528	0.532	0.520	0.520	0.520	---	---	---	0.545	---	27	272	4,763
				September 2019	---	---	---	---	0.524	---	---	---	---	---	---	---	---
				December 2019	---	---	---	---	0.527	---	---	---	---	---	---	---	---
				March 2020	---	---	---	---	0.529	---	---	---	---	---	---	---	---
JUMBO SA (CR)				(Contract Size: 100 Securities, Physical Delivery)													
14.92	14.76	14.81	-0.47%	June 2019	14.70	14.75	14.56	14.56	14.56	---	---	---	14.89	---	14	60	596
				September 2019	---	---	---	---	15.02	---	---	---	---	---	---	---	---
				December 2019	---	---	---	---	15.10	---	---	---	---	---	---	---	---
				March 2020	---	---	---	---	15.17	---	---	---	---	---	---	---	---
LAMDA DEVELOPMENT SA (CR)				(Contract Size: 100 Securities, Physical Delivery)													
6.67	6.47	6.62	0.30%	June 2019	6.52	6.68	6.51	6.64	6.64	---	---	---	6.75	---	38	132	2,652
				September 2019	---	---	---	---	6.66	---	---	---	---	---	---	---	---
				December 2019	---	---	---	---	6.70	---	---	---	---	---	---	---	---
				March 2020	---	---	---	---	6.73	---	---	---	---	---	---	---	---
MARFIN INVESTMENT GROUP (CR)				(Contract Size: 100 Securities, Physical Delivery)													
0.0868	0.0822	0.0863	4.61%	June 2019	0.085	0.087	0.084	0.086	0.086	---	---	---	0.100	---	96	2,096	64,371
				September 2019	---	---	---	---	0.083	---	---	---	---	---	---	---	---
				December 2019	---	---	---	---	0.084	---	---	---	---	---	---	---	---
				March 2020	---	---	---	---	0.084	---	---	---	---	---	---	---	---
MOTOR OIL (CR)				(Contract Size: 100 Securities, Physical Delivery)													
21.1	20.72	20.8	-0.67%	June 2019	20.76	21.02	20.76	20.84	20.84	---	---	---	21.81	---	12	86	187
				September 2019	---	---	---	---	21.14	---	---	---	---	---	---	---	---
				December 2019	---	---	---	---	21.25	---	---	---	---	---	---	---	---
				March 2020	---	---	---	---	21.35	---	---	---	---	---	---	---	---
MYTILINEOS HOLDINGS (CR)				(Contract Size: 100 Securities, Physical Delivery)													
9.395	9.12	9.325	1.47%	June 2019	9.27	9.40	9.22	9.36	9.36	---	---	---	9.40	---	144	781	9,616
				September 2019	---	---	---	---	9.28	---	---	---	---	---	---	---	---
				December 2019	---	---	---	---	9.32	---	---	---	---	---	---	---	---
				March 2020	---	---	---	---	9.37	---	---	---	---	---	---	---	---
NATIONAL BANK (CR)				(Contract Size: 100 Securities, Physical Delivery)													
1.7915	1.733	1.7565	0.37%	June 2019	1.76	1.80	1.74	1.76	1.76	---	---	---	1.80	---	319	5,118	35,879
				September 2019	---	---	---	---	1.77	---	---	---	---	---	---	---	---
				December 2019	---	---	---	---	1.78	---	---	---	---	---	---	---	---
				March 2020	---	---	---	---	1.78	---	---	---	---	---	---	---	---

Derivatives notes

Fixing prices and final open positions can be retrieved from the following path <http://www.helex.gr/el/web/guest/statistics-end-of-day-derivatives>

Underlying Asset				Derivatives Market													
Price max	Price min	Closing price	change	Delivery Month	Open price	Price max	Price min	Last price	Closing price	Last Bid	Last Ask	Fixing price*	Life high	Life low	Trades	Volume	Open Interest
OPAP (CR)				(Contract Size: 100 Securities, Physical Delivery)													
9.43	9.29	9.32	0.22%	June 2019	9.35	9.41	9.32	9.32	9.32	---	---	---	9.41	---	35	105	2,866
				September 2019	---	---	---	---	9.39	---	---	---	---	---	---	---	---
				December 2019	---	---	---	---	9.44	---	---	---	---	---	---	---	---
				March 2020	---	---	---	---	9.48	---	---	---	---	---	---	---	---
OTE (CR)				(Contract Size: 100 Securities, Physical Delivery)													
12.08	11.88	12	0.00%	June 2019	11.97	12.01	11.91	11.97	11.97	---	---	---	12.06	---	45	345	3,257
				September 2019	---	---	---	---	12.11	---	---	---	---	---	---	---	---
				December 2019	---	---	---	---	12.18	---	---	---	---	---	---	---	---
				March 2020	---	---	---	---	12.24	---	---	---	---	---	---	---	---
P.P.A. S.A. (CR)				(Contract Size: 100 Securities, Physical Delivery)													
17.3	16.9	17.2	1.66%	June 2019	---	---	---	---	17.00	---	---	---	17.29	---	---	---	537
				September 2019	---	---	---	---	17.08	---	---	---	---	---	---	---	---
				December 2019	---	---	---	---	17.17	---	---	---	---	---	---	---	---
				March 2020	---	---	---	---	17.25	---	---	---	---	---	---	---	---
PIRAEUS BANK (CR)				(Contract Size: 100 Securities, Physical Delivery)													
1.455	1.381	1.389	-1.91%	June 2019	1.44	1.46	1.38	1.39	1.39	---	---	---	1.49	---	419	5,585	26,269
				September 2019	---	---	---	---	1.43	---	---	---	1.44	---	---	---	90
				December 2019	---	---	---	---	1.44	---	---	---	---	---	---	---	---
				March 2020	---	---	---	---	1.44	---	---	---	---	---	---	---	---
PPC (CR)				(Contract Size: 100 Securities, Physical Delivery)													
1.67	1.628	1.64	0.86%	June 2019	1.64	1.68	1.64	1.65	1.65	---	---	---	1.75	---	147	668	17,681
				September 2019	---	---	---	---	1.64	---	---	---	1.66	---	---	---	12
				December 2019	---	---	---	---	1.65	---	---	---	---	---	---	---	---
				March 2020	---	---	---	---	1.66	---	---	---	---	---	---	---	---
TERNA ENERGY (CR)				(Contract Size: 106 Securities, Physical Delivery)													
6.51	6.42	6.5	0.77%	June 2019	6.48	6.51	6.45	6.50	6.50	---	---	---	6.65	---	17	219	3,634
				September 2019	---	---	---	---	6.51	---	---	---	---	---	---	---	---
				December 2019	---	---	---	---	6.54	---	---	---	---	---	---	---	---
				March 2020	---	---	---	---	6.58	---	---	---	---	---	---	---	---
TITAN CEMENT (CR)				(Contract Size: 100 Securities, Physical Delivery)													
19.56	19.18	19.4	-0.41%	June 2019	19.35	19.40	19.24	19.40	19.40	---	---	---	19.70	---	5	7	153
				September 2019	---	---	---	---	19.67	---	---	---	---	---	---	---	---
				December 2019	---	---	---	---	19.76	---	---	---	---	---	---	---	---
				March 2020	---	---	---	---	19.86	---	---	---	---	---	---	---	---

Derivatives notes

Fixing prices and final open positions can be retrieved from the following path <http://www.helex.gr/el/web/guest/statistics-end-of-day-derivatives>

Underlying Asset				Derivatives Market													
Price max	Price min	Closing price	change	Delivery Month	Open price	Price max	Price min	Last price	Closing price	Last Bid	Last Ask	Fixing price*	Life high	Life low	Trades	Volume	Open Interest
VIOHALCO SA/NV (CB)				(Contract Size: 100 Securities, Physical Delivery)													
3.42	3.33	3.42	1.79%	June 2019	3.39	3.43	3.37	3.41	3.41	---	---	---	3.43	---	29	86	6,470
				September 2019	---	---	---	---	3.39	---	---	---	---	---	---	---	---
				December 2019	---	---	---	---	3.41	---	---	---	---	---	---	---	---
				March 2020	---	---	---	---	3.43	---	---	---	---	---	---	---	---

Derivatives notes

Fixing prices and final open positions can be retrieved from the following path <http://www.helex.gr/el/web/guest/statistics-end-of-day-derivatives>

FTSE/Athex Large Cap

(Trade Unit: 1 Index Point x 2€ - Exercise Style: European, Cash Settlement)

Call Options																Put Options																	
Exercise Price	April 2019							May 2019							Other Months		April 2019						May 2019						Other Months		Exercise Price		
	Open price	Price max	Price min	Last price	Closing price	Volume	Open Interest	Open price	Price max	Price min	Last price	Closing price	Volume	Open Interest	Volume	Open Interest	Open price	Price max	Price min	Last price	Closing price	Volume	Open Interest	Open price	Price max	Price min	Last price	Closing price	Volume	Open Interest		Volume	Open Interest
1,425	-	-	-	-	-	-	-	-	-	-	-	-	-	-	-	-	-	-	-	-	-	-	-	-	-	-	-	-	-	-	-	-	1,425
1,450	-	-	-	-	-	-	-	-	-	-	-	-	-	-	-	-	-	-	-	-	-	-	-	-	-	-	-	-	-	-	-	-	1,450
1,475	-	-	-	-	-	-	-	-	-	-	-	-	-	-	-	-	-	-	-	-	-	-	-	-	-	-	-	-	-	-	-	-	1,475
1,500	-	-	-	-	-	-	-	-	-	-	-	-	-	-	-	-	-	-	-	-	-	-	-	-	-	-	-	-	-	-	-	-	1,500
1,525	0.00	0.00	0.00	-	401.00	-	-	-	-	-	-	-	-	-	-	-	0.00	0.00	0.00	-	0.01	-	-	-	-	-	-	-	-	-	-	-	1,525
1,550	0.00	0.00	0.00	-	376.00	-	-	-	-	-	-	-	-	-	-	-	0.00	0.00	0.00	-	0.02	-	-	-	-	-	-	-	-	-	-	-	1,550
1,575	0.00	0.00	0.00	-	351.00	-	-	-	-	-	-	-	-	-	-	-	0.00	0.00	0.00	-	0.01	-	-	-	-	-	-	-	-	-	-	-	1,575
1,600	0.00	0.00	0.00	-	326.00	-	-	0.00	0.00	0.00	-	326.00	-	-	-	0.00	0.00	0.00	-	0.01	-	-	0.00	0.00	0.00	-	0.01	-	-	-	-	1,600	
1,625	0.00	0.00	0.00	-	301.00	-	-	0.00	0.00	0.00	-	301.00	-	-	-	0.00	0.00	0.00	-	0.01	-	-	0.00	0.00	0.00	-	0.03	-	-	-	-	1,625	
1,650	0.00	0.00	0.00	-	276.00	-	-	0.00	0.00	0.00	-	277.00	-	-	-	0.00	0.00	0.00	-	0.02	-	-	0.00	0.00	0.00	-	0.01	-	-	-	-	1,650	
1,675	0.00	0.00	0.00	-	252.00	-	-	0.00	0.00	0.00	-	252.00	-	-	-	0.00	0.00	0.00	-	0.01	-	-	0.00	0.00	0.00	-	0.04	-	-	-	-	1,675	
1,700	0.00	0.00	0.00	-	227.00	-	-	0.00	0.00	0.00	-	227.00	-	-	-	0.00	0.00	0.00	-	0.01	-	60	0.00	0.00	0.00	-	0.10	-	-	-	-	1,700	
1,725	0.00	0.00	0.00	-	202.00	-	-	0.00	0.00	0.00	-	202.00	-	-	-	0.00	0.00	0.00	-	0.01	-	60	0.00	0.00	0.00	-	0.27	-	-	-	-	1,725	
1,750	0.00	0.00	0.00	-	177.00	-	38	0.00	0.00	0.00	-	177.00	-	-	-	0.00	0.00	0.00	-	0.01	-	16	0.00	0.00	0.00	-	0.65	-	-	-	-	1,750	
1,775	0.00	0.00	0.00	-	152.00	-	80	0.00	0.00	0.00	-	153.00	-	-	-	0.00	0.00	0.00	-	0.05	-	111	0.00	0.00	0.00	-	1.40	-	-	-	-	1,775	
1,800	0.00	0.00	0.00	-	127.00	-	70	0.00	0.00	0.00	-	130.00	-	-	-	0.00	0.00	0.00	-	0.23	-	58	0.00	0.00	0.00	-	2.90	-	-	-	-	1,800	
1,825	0.00	0.00	0.00	-	102.00	-	205	0.00	0.00	0.00	-	107.00	-	20	-	0.00	0.00	0.00	-	0.80	-	190	0.00	0.00	0.00	-	5.40	-	100	-	-	1,825	
1,850	0.00	0.00	0.00	-	79.00	-	63	0.00	0.00	0.00	-	86.50	-	40	-	0.00	0.00	0.00	-	2.30	-	123	0.00	0.00	0.00	-	9.50	-	141	-	-	1,850	
1,875	58.00	65.00	58.00	65.00	65.00	5	49	74.00	82.00	74.00	82.00	82.00	7	81	-	0.00	65.00	0.00	-	5.70	-	86	0.00	0.00	0.00	-	15.50	-	172	-	-	1,875	
1,900	44.00	44.00	44.00	44.00	44.00	1	82	0.00	0.00	0.00	-	51.00	-	80	-	8.50	44.00	8.50	8.50	8.50	8.50	5	115	0.00	0.00	0.00	-	24.00	-	101	-	-	1,900
1,925	24.50	30.50	24.50	29.00	29.00	5	15	45.75	45.75	36.00	36.00	36.00	3	101	-	17.50	30.50	15.50	15.50	15.50	15.50	14	2	33.00	33.00	33.00	33.00	33.00	10	2	-	-	1,925
1,950	0.00	0.00	0.00	-	13.50	-	10	25.25	25.25	25.25	25.25	25.25	20	40	-	0.00	0.00	0.00	-	36.75	-	-	0.00	0.00	0.00	-	49.00	-	60	-	-	1,950	
1,975	0.00	0.00	0.00	-	6.80	-	-	0.00	0.00	0.00	-	17.75	-	20	-	0.00	0.00	0.00	-	55.00	-	-	0.00	0.00	0.00	-	65.50	-	-	-	-	1,975	
2,000	0.00	0.00	0.00	-	3.10	-	2	0.00	0.00	0.00	-	11.50	-	-	-	0.00	0.00	0.00	-	76.00	-	-	0.00	0.00	0.00	-	84.00	-	-	-	-	2,000	
2,050	0.00	0.00	0.00	-	0.43	-	-	0.00	0.00	0.00	-	4.20	-	-	-	0.00	0.00	0.00	-	124.00	-	-	0.00	0.00	0.00	-	127.00	-	-	-	-	2,050	
2,100	0.00	0.00	0.00	-	0.04	-	-	0.00	0.00	0.00	-	1.30	-	-	-	0.00	0.00	0.00	-	173.00	-	-	0.00	0.00	0.00	-	174.00	-	-	-	-	2,100	
2,150	-	-	-	-	-	-	-	-	-	-	-	-	-	-	-	-	-	-	-	-	-	-	-	-	-	-	-	-	-	-	-	2,150	
2,200	-	-	-	-	-	-	-	-	-	-	-	-	-	-	-	-	-	-	-	-	-	-	-	-	-	-	-	-	-	-	-	2,200	
2,250	-	-	-	-	-	-	-	-	-	-	-	-	-	-	-	-	-	-	-	-	-	-	-	-	-	-	-	-	-	-	-	2,250	
2,300	-	-	-	-	-	-	-	-	-	-	-	-	-	-	-	-	-	-	-	-	-	-	-	-	-	-	-	-	-	-	-	2,300	
Totals:						11	614						30	382	0	0						19	821					10	576	0	0		
Number of Trades:						8							10		0							6					1			0			

ALPHA BANK (CR)

(Contract Size: 100 Securities, Exercise Style: American, Physical Delivery)

Call Options																Put Options																
Exercise Price	April 2019						May 2019						Other Months		April 2019						May 2019						Other Months		Exercise Price			
	Open price	Price max	Price min	Last price	Closing price	Volume	Open Interest	Open price	Price max	Price min	Last price	Closing price	Volume	Open Interest	Volume	Open Interest	Open price	Price max	Price min	Last price	Closing price	Volume	Open Interest	Open price	Price max	Price min	Last price	Closing price		Volume	Open Interest	Volume
0.600	0.000	0.000	0.000	0.731	-	-										0.000	0.000	0.000	0.001	-	-											0.006
0.650	0.000	0.000	0.000	0.681	-	-										0.000	0.000	0.000	0.001	-	-											0.007
0.700	0.000	0.000	0.000	0.631	-	-										0.000	0.000	0.000	0.001	-	-											0.007
0.750	0.000	0.000	0.000	0.581	-	-	0.000	0.000	0.000		0.582	-	-			0.000	0.000	0.000	0.001	-	-	0.000	0.000	0.000		0.001	-	-			0.008	
0.800	0.000	0.000	0.000	0.531	-	-	0.000	0.000	0.000		0.532	-	-			0.000	0.000	0.000	0.001	-	-	0.000	0.000	0.000		0.001	-	-			0.008	
0.850	0.000	0.000	0.000	0.481	-	-	0.000	0.000	0.000		0.483	-	-			0.000	0.000	0.000	0.002	-	-	0.000	0.000	0.000		0.001	-	-			0.009	
0.900	0.000	0.000	0.000	0.431	-	-	0.000	0.000	0.000		0.434	-	-			0.000	0.000	0.000	0.001	-	-	0.000	0.000	0.000		0.001	-	-			0.009	
0.950	0.000	0.000	0.000	0.381	-	-	0.000	0.000	0.000		0.385	-	-			0.000	0.000	0.000	0.002	-	-	0.000	0.000	0.000		0.003	-	-			0.010	
1.000	0.000	0.000	0.000	0.332	-	-	0.000	0.000	0.000		0.339	-	-			0.000	0.000	0.000	0.001	-	-	0.000	0.000	0.000		0.006	-	-			0.010	
1.100	0.000	0.000	0.000	0.236	-	-	0.000	0.000	0.000		0.251	-	-			0.000	0.000	0.000	0.005	-	-	0.000	0.000	0.000		0.019	-	-			0.011	
1.200	0.000	0.000	0.000	0.151	-	20	0.000	0.000	0.000		0.176	-	-			0.000	0.000	0.000	0.020	-	-	0.000	0.000	0.000		0.043	-	-			0.012	
1.300	0.000	0.000	0.000	0.086	-	30	0.000	0.000	0.000		0.117	-	-			0.000	0.000	0.000	0.055	-	-	0.000	0.000	0.000		0.084	-	-			0.013	
1.400	0.000	0.000	0.000	0.042	-	-	0.000	0.000	0.000		0.072	-	30			0.000	0.000	0.000	0.111	-	-	0.000	0.000	0.000		0.139	-	-			0.014	
1.500	0.000	0.000	0.000	0.018	-	-	0.000	0.000	0.000		0.043	-	20			0.000	0.000	0.000	0.187	-	-	0.000	0.000	0.000		0.210	-	-			0.015	
1.600	0.000	0.000	0.000	0.007	-	-	0.000	0.000	0.000		0.025	-	-			0.000	0.000	0.000	0.276	-	-	0.000	0.000	0.000		0.292	-	-			0.016	
1.700	0.000	0.000	0.000	0.002	-	-	0.000	0.000	0.000		0.013	-	-			0.000	0.000	0.000	0.372	-	-	0.000	0.000	0.000		0.380	-	-			0.017	
1.800	0.000	0.000	0.000	0.001	-	-	0.000	0.000	0.000		0.007	-	-			0.000	0.000	0.000	0.470	-	-	0.000	0.000	0.000		0.474	-	-			0.018	
1.900	0.000	0.000	0.000	0.001	-	-	0.000	0.000	0.000		0.003	-	-			0.000	0.000	0.000	0.570	-	-	0.000	0.000	0.000		0.571	-	-			0.019	
2.000					-	-						-	-							-	-						-	-			0.020	
2.200					-	-						-	-							-	-						-	-			0.022	
2.400					-	-						-	-							-	-						-	-			0.024	
2.600					-	-						-	-							-	-						-	-			0.026	
2.800					-	-						-	-							-	-						-	-			0.028	
3.000					-	-						-	-							-	-						-	-			0.030	
Totals:						0	50						0	50	0	0					0	0						0	0	0	0	
Number of Trades:						0							0		0					0.00							0		0			

NATIONAL BANK (CR)

(Contract Size: 100 Securities, Exercise Style: American, Physical Delivery)

Exercise Price	Call Options														Put Options																			
	April 2019							May 2019							Other Months		April 2019							May 2019							Other Months		Exercise Price	
	Open price	Price max	Price min	Last price	Closing price	Volume	Open Interest	Open price	Price max	Price min	Last price	Closing price	Volume	Open Interest	Volume	Open Interest	Open price	Price max	Price min	Last price	Closing price	Volume	Open Interest	Open price	Price max	Price min	Last price	Closing price	Volume	Open Interest	Volume	Open Interest		
0.050						-	-							-	-																			0.001
0.100						-	-							-	-																		0.001	
0.150						-	-							-	-																		0.002	
0.200						-	-							-	-																		0.002	
0.250						-	-							-	-																		0.003	
0.300						-	-							-	-																		0.003	
0.350						-	-							-	-																		0.004	
0.400						-	-							-	-																		0.004	
0.450						-	-							-	-																		0.005	
0.500						-	-							-	-																		0.005	
0.550						-	-							-	-																		0.006	
0.650	0.000	0.000	0.000		1.10	-	-							-	-																		0.007	
0.700	0.000	0.000	0.000		1.05	-	-							-	-																		0.007	
0.750	0.000	0.000	0.000		1.00	-	-							-	-																		0.008	
0.800	0.000	0.000	0.000		0.951	-	-	0.000	0.000	0.000		0.952	-	-					0.000	0.000	0.000		0.001	-	-		0.000	0.000	0.000		0.001	-	-	0.008
0.850	0.000	0.000	0.000		0.901	-	-	0.000	0.000	0.000		0.902	-	-					0.000	0.000	0.000		0.001	-	-		0.000	0.000	0.000		0.001	-	-	0.009
0.900	0.000	0.000	0.000		0.851	-	-	0.000	0.000	0.000		0.852	-	-					0.000	0.000	0.000		0.001	-	-		0.000	0.000	0.000		0.001	-	-	0.009
0.950	0.000	0.000	0.000		0.801	-	-	0.000	0.000	0.000		0.802	-	-					0.000	0.000	0.000		0.001	-	-		0.000	0.000	0.000		0.001	-	-	0.010
1.000	0.000	0.000	0.000		0.751	-	-	0.000	0.000	0.000		0.753	-	-					0.000	0.000	0.000		0.001	-	-		0.000	0.000	0.000		0.001	-	-	0.010
1.100	0.000	0.000	0.000		0.651	-	-	0.000	0.000	0.000		0.653	-	-					0.000	0.000	0.000		0.001	-	-		0.000	0.000	0.000		0.003	-	-	0.011
1.200	0.000	0.000	0.000		0.551	-	-	0.000	0.000	0.000		0.555	-	-					0.000	0.000	0.000		0.001	-	-		0.000	0.000	0.000		0.002	-	-	0.012
1.300	0.000	0.000	0.000		0.451	-	-	0.000	0.000	0.000		0.460	-	-					0.000	0.000	0.000		0.006	-	-		0.000	0.000	0.000		0.006	-	-	0.013
1.400	0.000	0.000	0.000		0.353	-	-	0.000	0.000	0.000		0.369	-	-					0.000	0.000	0.000		0.002	-	-		0.000	0.000	0.000		0.016	-	-	0.014
1.500	0.000	0.000	0.000		0.259	-	-	0.000	0.000	0.000		0.287	-	-					0.000	0.000	0.000		0.008	-	21		0.000	0.000	0.000		0.033	-	-	0.015
1.600	0.000	0.000	0.000		0.176	-	-	0.000	0.000	0.000		0.216	-	5					0.000	0.000	0.000		0.024	-	-		0.000	0.000	0.000		0.062	-	-	0.016
1.700	0.000	0.000	0.000		0.108	-	-	0.000	0.000	0.000		0.157	-	-					0.000	0.000	0.000		0.056	-	-		0.000	0.000	0.000		0.103	-	-	0.017
1.800	0.000	0.000	0.000		0.060	-	-	0.000	0.000	0.000		0.110	-	80					0.000	0.000	0.000		0.108	-	-		0.000	0.000	0.000		0.156	-	-	0.018
1.900	0.000	0.000	0.000		0.030	-	-	0.000	0.000	0.000		0.075	-	-					0.000	0.000	0.000		0.179	-	-		0.000	0.000	0.000		0.220	-	-	0.019
2.000	0.000	0.000	0.000		0.013	-	-	0.000	0.000	0.000		0.049	-	-					0.000	0.000	0.000		0.262	-	-		0.000	0.000	0.000		0.295	-	-	0.020
2.200	0.000	0.000	0.000		0.002	-	-	0.000	0.000	0.000		0.020	-	-					0.000	0.000	0.000		0.451	-	-		0.000	0.000	0.000		0.466	-	-	0.022
2.400	0.000	0.000	0.000		0.001	-	-	0.000	0.000	0.000		0.007	-	-					0.000	0.000	0.000		0.650	-	-		0.000	0.000	0.000		0.654	-	-	0.024
2.600						-	-							-	-																			0.026
2.800						-	-							-	-																			0.028
3.000						-	-							-	-																			0.030
3.200						-	-							-	-																			0.032
3.400						-	-							-	-																			0.034

NATIONAL BANK (CR)

(Contract Size: 100 Securities, Exercise Style: American, Physical Delivery)

	Call Options														Put Options																		
	April 2019				May 2019				Other Months						April 2019				May 2019				Other Months										
Exercise Price	Open price	Price max	Price min	Last price	Closing price	Volume	Open Interest	Open price	Price max	Price min	Last price	Closing price	Volume	Open Interest	Volume	Open Interest	Open price	Price max	Price min	Last price	Closing price	Volume	Open Interest	Open price	Price max	Price min	Last price	Closing price	Volume	Open Interest	Volume	Open Interest	Exercise Price
Totals:						0	0						0	85	0	100						0	21						0	0	0	205	
Number of Trades:							0						0			0						0.00						0			0		

OPAP (CR)

(Contract Size: 100 Securities, Exercise Style: American, Physical Delivery)

Exercise Price	Call Options														Put Options														Exercise Price													
	April 2019							May 2019							Other Months		April 2019							May 2019							Other Months											
	Open price	Price max	Price min	Last price	Closing price	Volume	Open Interest	Open price	Price max	Price min	Last price	Closing price	Volume	Open Interest	Volume	Open Interest	Open price	Price max	Price min	Last price	Closing price	Volume	Open Interest	Open price	Price max	Price min	Last price	Closing price		Volume	Open Interest	Volume	Open Interest									
5.600						-	-							-	-							-	-							-	-							-	-	0.056		
6.000						-	-							-	-							-	-							-	-							-	-	0.060		
6.400	0.000	0.000	0.000		2.91	-	-	0.000	0.000	0.000		2.92	-	-		0.000	0.000	0.000		0.001	-	-		0.000	0.000	0.000		0.001	-	-		0.000	0.000	0.000		0.001	-	-	0.064			
6.800	0.000	0.000	0.000		2.51	-	-	0.000	0.000	0.000		2.52	-	-		0.000	0.000	0.000		0.001	-	-		0.000	0.000	0.000		0.001	-	-		0.000	0.000	0.000		0.001	-	-	0.068			
7.200	0.000	0.000	0.000		2.11	-	-	0.000	0.000	0.000		2.12	-	-		0.000	0.000	0.000		0.001	-	-		0.000	0.000	0.000		0.001	-	-		0.000	0.000	0.000		0.001	-	-	0.072			
7.600	0.000	0.000	0.000		1.71	-	-	0.000	0.000	0.000		1.72	-	-		0.000	0.000	0.000		0.001	-	-		0.000	0.000	0.000		0.008	-	-		0.000	0.000	0.000		0.008	-	-	0.076			
8.000	0.000	0.000	0.000		1.31	-	10	0.000	0.000	0.000		1.32	-	-		0.000	0.000	0.000		0.001	-	-		0.000	0.000	0.000		0.001	-	-		0.000	0.000	0.000		0.001	-	-	0.080			
8.400	0.000	0.000	0.000		0.909	-	-	0.979	0.979	0.979	0.979	0.979	5	-		0.000	0.000	0.000		0.001	-	-		0.000	0.000	0.000		0.004	-	-		0.000	0.000	0.000		0.004	-	-	0.084			
8.800	0.000	0.000	0.000		0.527	-	51	0.000	0.000	0.000		0.556	-	26		0.000	0.000	0.000		0.018	-	60		0.000	0.000	0.000		0.034	-	-		0.000	0.000	0.000		0.034	-	-	0.088			
9.200	0.211	0.211	0.184	0.184	0.184	15	72	0.000	0.000	0.000		0.263	-	215		0.000	0.000	0.000		0.112	-	21		0.100	0.100	0.100	0.100	0.100	40	16		0.000	0.000	0.000		0.100	0.100	0.100	0.100	40	16	0.092
9.600	0.000	0.000	0.000		0.058	-	6	0.130	0.130	0.130	0.130	0.130	40	101		0.000	0.000	0.000		0.351	-	-		0.000	0.000	0.000		0.370	-	-		0.000	0.000	0.000		0.370	-	-	0.096			
10.000	0.000	0.000	0.000		0.009	-	-	0.000	0.000	0.000		0.022	-	10		0.000	0.000	0.000		0.704	-	-		0.000	0.000	0.000		0.708	-	-		0.000	0.000	0.000		0.708	-	-	0.100			
11.000	0.000	0.000	0.000		0.002	-	-	0.000	0.000	0.000		0.001	-	-		0.000	0.000	0.000		1.70	-	-		0.000	0.000	0.000		1.70	-	-		0.000	0.000	0.000		1.70	-	-	0.110			
12.000	0.000	0.000	0.000		0.001	-	-	0.000	0.000	0.000		0.001	-	-		0.000	0.000	0.000		2.70	-	-		0.000	0.000	0.000		2.70	-	-		0.000	0.000	0.000		2.70	-	-	0.120			
13.000	0.000	0.000	0.000		0.001	-	-	0.000	0.000	0.000		0.001	-	-		0.000	0.000	0.000		3.70	-	-		0.000	0.000	0.000		3.70	-	-		0.000	0.000	0.000		3.70	-	-	0.130			
14.000						-	-							-	-							-	-							-	-							-	-	0.140		
15.000						-	-							-	-							-	-							-	-							-	-	0.150		
Totals:						15	139						45	352	0	0							15	81							40	95	0	0							0	0
Number of Trades:						3							2		0								0.00								1		0								0	

OTE (CR)

(Contract Size: 100 Securities, Exercise Style: American, Physical Delivery)

Exercise Price	Call Options														Put Options																			
	April 2019						May 2019						Other Months		April 2019						May 2019						Other Months		Exercise Price					
	Open price	Price max	Price min	Last price	Closing price	Volume	Open Interest	Open price	Price max	Price min	Last price	Closing price	Volume	Open Interest	Volume	Open Interest	Open price	Price max	Price min	Last price	Closing price	Volume	Open Interest	Open price	Price max	Price min	Last price	Closing price		Volume	Open Interest	Volume	Open Interest	
7.600						-	-							-	-							-	-											0.076
8.000	0.000	0.000	0.000		4.01	-	-							-	-	0.000	0.000	0.000					0.001	-	-							0.080		
8.400	0.000	0.000	0.000		3.61	-	-	0.000	0.000	0.000			3.62	-	-	0.000	0.000	0.000					0.001	-	-	0.000	0.000	0.000			0.001	-	-	0.084
8.800	0.000	0.000	0.000		3.21	-	-	0.000	0.000	0.000			3.22	-	-	0.000	0.000	0.000					0.001	-	-	0.000	0.000	0.000			0.001	-	-	0.088
9.200	0.000	0.000	0.000		2.81	-	-	0.000	0.000	0.000			2.82	-	-	0.000	0.000	0.000					0.002	-	-	0.000	0.000	0.000			0.001	-	-	0.092
9.600	0.000	0.000	0.000		2.41	-	-	0.000	0.000	0.000			2.42	-	-	0.000	0.000	0.000					0.001	-	-	0.000	0.000	0.000			0.001	-	-	0.096
10.000	0.000	0.000	0.000		2.01	-	-	0.000	0.000	0.000			2.03	-	-	0.000	0.000	0.000					0.001	-	-	0.000	0.000	0.000			0.002	-	-	0.100
11.000	0.000	0.000	0.000		1.02	-	-	0.000	0.000	0.000			1.08	-	-	0.000	0.000	0.000					0.006	-	-	0.000	0.000	0.000			0.048	-	-	0.110
12.000	0.000	0.000	0.000		0.227	-	20	0.000	0.000	0.000			0.372	-	23	0.000	0.000	0.000					0.217	-	10	0.000	0.000	0.000			0.344	-	-	0.120
13.000	0.000	0.000	0.000		0.010	-	-	0.000	0.000	0.000			0.073	-	5	0.000	0.000	0.000					1.00	-	-	0.000	0.000	0.000			1.05	-	-	0.130
14.000	0.000	0.000	0.000		0.001	-	-	0.000	0.000	0.000			0.007	-	-	0.000	0.000	0.000					2.00	-	-	0.000	0.000	0.000			2.00	-	-	0.140
15.000	0.000	0.000	0.000		0.001	-	-	0.000	0.000	0.000			0.001	-	-	0.000	0.000	0.000					3.00	-	-	0.000	0.000	0.000			3.00	-	-	0.150
16.000	0.000	0.000	0.000		0.001	-	-	0.000	0.000	0.000			0.001	-	-	0.000	0.000	0.000					4.00	-	-	0.000	0.000	0.000			4.00	-	-	0.160
17.000	0.000	0.000	0.000		0.001	-	-	0.000	0.000	0.000			0.001	-	-	0.000	0.000	0.000					5.00	-	-	0.000	0.000	0.000			5.00	-	-	0.170
Totals:						0	20						0	28	0	0							0	10					0	6	0	0		
Number of Trades:						0							0		0								0.00						0		0			

PIRAEUS BANK (CR)

(Contract Size: 100 Securities, Exercise Style: American, Physical Delivery)

Call Options																Put Options																	
Exercise Price	April 2019						May 2019						Other Months		April 2019						May 2019						Other Months		Exercise Price				
	Open price	Price max	Price min	Last price	Closing price	Volume	Open Interest	Open price	Price max	Price min	Last price	Closing price	Volume	Open Interest	Volume	Open Interest	Open price	Price max	Price min	Last price	Closing price	Volume	Open Interest	Open price	Price max	Price min	Last price	Closing price		Volume	Open Interest	Volume	Open Interest
0.300	0.000	0.000	0.000		1.12	-	-										0.000	0.000	0.000		0.001	-	-										0.003
0.350	0.000	0.000	0.000		1.07	-	-										0.000	0.000	0.000		0.001	-	-										0.004
0.400	0.000	0.000	0.000		1.02	-	-										0.000	0.000	0.000		0.002	-	-										0.004
0.450	0.000	0.000	0.000		0.970	-	-	0.000	0.000	0.000		0.971	-	-			0.000	0.000	0.000		0.001	-	-	0.000	0.000	0.000		0.001	-	-			0.005
0.500	0.000	0.000	0.000		0.920	-	-	0.000	0.000	0.000		0.921	-	-			0.000	0.000	0.000		0.001	-	-	0.000	0.000	0.000		0.001	-	-			0.005
0.550	0.000	0.000	0.000		0.871	-	-	0.000	0.000	0.000		0.871	-	-			0.000	0.000	0.000		0.001	-	-	0.000	0.000	0.000		0.001	-	-			0.006
0.600	0.000	0.000	0.000		0.821	-	-	0.000	0.000	0.000		0.822	-	-			0.000	0.000	0.000		0.001	-	-	0.000	0.000	0.000		0.003	-	-			0.006
0.650	0.000	0.000	0.000		0.771	-	-	0.000	0.000	0.000		0.772	-	-			0.000	0.000	0.000		0.002	-	-	0.000	0.000	0.000		0.001	-	-			0.007
0.700	0.000	0.000	0.000		0.721	-	-	0.000	0.000	0.000		0.722	-	-			0.000	0.000	0.000		0.005	-	-	0.000	0.000	0.000		0.001	-	-			0.007
0.750	0.000	0.000	0.000		0.671	-	-	0.000	0.000	0.000		0.672	-	-			0.000	0.000	0.000		0.001	-	-	0.000	0.000	0.000		0.001	-	-			0.008
0.800	0.000	0.000	0.000		0.621	-	-	0.000	0.000	0.000		0.622	-	-			0.000	0.000	0.000		0.001	-	-	0.000	0.000	0.000		0.002	-	-			0.008
0.850	0.000	0.000	0.000		0.571	-	-	0.000	0.000	0.000		0.573	-	-			0.000	0.000	0.000		0.001	-	-	0.000	0.000	0.000		0.004	-	-			0.009
0.900	0.000	0.000	0.000		0.521	-	-	0.000	0.000	0.000		0.523	-	-			0.000	0.000	0.000		0.001	-	-	0.000	0.000	0.000		0.001	-	-			0.009
0.950	0.000	0.000	0.000		0.471	-	-	0.000	0.000	0.000		0.475	-	-			0.000	0.000	0.000		0.003	-	-	0.000	0.000	0.000		0.002	-	-			0.010
1.000	0.000	0.000	0.000		0.421	-	-	0.000	0.000	0.000		0.427	-	-			0.000	0.000	0.000		0.006	-	-	0.000	0.000	0.000		0.004	-	-			0.010
1.100	0.000	0.000	0.000		0.322	-	-	0.000	0.000	0.000		0.336	-	10			0.000	0.000	0.000		0.001	-	-	0.000	0.000	0.000		0.014	-	-			0.011
1.200	0.000	0.000	0.000		0.229	-	-	0.000	0.000	0.000		0.255	-	-			0.000	0.000	0.000		0.008	-	-	0.000	0.000	0.000		0.032	-	-			0.012
1.300	0.000	0.000	0.000		0.147	-	4	0.000	0.000	0.000		0.186	-	-			0.000	0.000	0.000		0.026	-	-	0.000	0.000	0.000		0.062	-	-			0.013
1.400	0.000	0.000	0.000		0.084	-	-	0.000	0.000	0.000		0.129	-	135			0.000	0.000	0.000		0.063	-	-	0.000	0.000	0.000		0.106	-	-			0.014
1.500	0.000	0.000	0.000		0.043	-	-	0.000	0.000	0.000		0.087	-	55			0.000	0.000	0.000		0.121	-	-	0.000	0.000	0.000		0.163	-	-			0.015
1.600	0.000	0.000	0.000		0.019	-	-	0.000	0.000	0.000		0.056	-	-			0.000	0.000	0.000		0.198	-	-	0.000	0.000	0.000		0.232	-	-			0.016
1.700	0.000	0.000	0.000		0.007	-	-	0.000	0.000	0.000		0.035	-	-			0.000	0.000	0.000		0.286	-	-	0.000	0.000	0.000		0.312	-	-			0.017
1.800	0.000	0.000	0.000		0.003	-	-	0.000	0.000	0.000		0.021	-	-			0.000	0.000	0.000		0.382	-	-	0.000	0.000	0.000		0.398	-	-			0.018
1.900	0.000	0.000	0.000		0.001	-	-	0.000	0.000	0.000		0.013	-	-			0.000	0.000	0.000		0.480	-	-	0.000	0.000	0.000		0.490	-	-			0.019
2.000						-	-																										0.020
2.200						-	-																										0.022
2.400						-	-																										0.024
2.600						-	-																										0.026
2.800						-	-																										0.028
3.000						-	-																										0.030
3.200						-	-																										0.032
3.400						-	-																										0.034
3.600						-	-																										0.036
3.800						-	-																										0.038
4.000						-	-																										0.040

PIRAEUS BANK (CR)

(Contract Size: 100 Securities, Exercise Style: American, Physical Delivery)

Exercise Price	Call Options														Put Options															
	April 2019				May 2019				Other Months		April 2019				May 2019				Other Months		Exercise Price									
	Open price	Price max	Price min	Last price	Closing price	Volume	Open Interest	Open price	Price max	Price min	Last price	Closing price	Volume	Open Interest	Volume	Open Interest	Open price	Price max	Price min	Last price		Closing price	Volume	Open Interest	Volume	Open Interest				
Totals:						0	4						0	200		0	0							0	0		0	0		0
Number of Trades:						0						0		0		0		0.00						0		0		0		0

PPC (CR)

(Contract Size: 100 Securities, Exercise Style: American, Physical Delivery)

Exercise Price	Call Options														Put Options																			
	April 2019							May 2019							Other Months		April 2019							May 2019							Other Months		Exercise Price	
	Open price	Price max	Price min	Last price	Closing price	Volume	Open Interest	Open price	Price max	Price min	Last price	Closing price	Volume	Open Interest	Volume	Open Interest	Open price	Price max	Price min	Last price	Closing price	Volume	Open Interest	Open price	Price max	Price min	Last price	Closing price	Volume	Open Interest	Volume	Open Interest		
0.850						-	-							-	-																			
0.900	0.000	0.000	0.000		0.731	-	-	0.000	0.000	0.000		0.732	-	-			0.000	0.000	0.000		0.002	-	-	0.000	0.000	0.000		0.001	-	-			0.009	
0.950	0.000	0.000	0.000		0.681	-	-	0.000	0.000	0.000		0.682	-	-			0.000	0.000	0.000		0.001	-	-	0.000	0.000	0.000		0.001	-	-			0.010	
1.000	0.000	0.000	0.000		0.631	-	-	0.000	0.000	0.000		0.633	-	-			0.000	0.000	0.000		0.001	-	-	0.000	0.000	0.000		0.001	-	-			0.010	
1.100	0.000	0.000	0.000		0.531	-	-	0.000	0.000	0.000		0.533	-	-			0.000	0.000	0.000		0.001	-	-	0.000	0.000	0.000		0.001	-	-			0.011	
1.200	0.000	0.000	0.000		0.431	-	-	0.000	0.000	0.000		0.433	-	-			0.000	0.000	0.000		0.001	-	-	0.000	0.000	0.000		0.001	-	-			0.012	
1.300	0.000	0.000	0.000		0.331	-	10	0.000	0.000	0.000		0.335	-	-			0.000	0.000	0.000		0.001	-	-	0.000	0.000	0.000		0.002	-	-			0.013	
1.400	0.000	0.000	0.000		0.233	-	-	0.000	0.000	0.000		0.241	-	-			0.000	0.000	0.000		0.002	-	-	0.000	0.000	0.000		0.008	-	-			0.014	
1.500	0.000	0.000	0.000		0.144	-	3	0.000	0.000	0.000		0.159	-	-			0.000	0.000	0.000		0.013	-	-	0.000	0.000	0.000		0.025	-	-			0.015	
1.600	0.000	0.000	0.000		0.074	-	-	0.000	0.000	0.000		0.094	-	10			0.000	0.000	0.000		0.043	-	-	0.000	0.000	0.000		0.060	-	-			0.016	
1.700	0.000	0.000	0.000		0.031	-	-	0.000	0.000	0.000		0.049	-	-			0.000	0.000	0.000		0.099	-	-	0.000	0.000	0.000		0.116	-	-			0.017	
1.800	0.000	0.000	0.000		0.010	-	-	0.000	0.000	0.000		0.023	-	-			0.000	0.000	0.000		0.179	-	-	0.000	0.000	0.000		0.189	-	-			0.018	
1.900	0.000	0.000	0.000		0.003	-	-	0.000	0.000	0.000		0.010	-	-			0.000	0.000	0.000		0.272	-	-	0.000	0.000	0.000		0.277	-	-			0.019	
2.000	0.000	0.000	0.000		0.001	-	-	0.000	0.000	0.000		0.004	-	-			0.000	0.000	0.000		0.370	-	-	0.000	0.000	0.000		0.371	-	-			0.020	
2.200	0.000	0.000	0.000		0.001	-	-	0.000	0.000	0.000		0.001	-	-			0.000	0.000	0.000		0.570	-	-	0.000	0.000	0.000		0.570	-	-			0.022	
2.400	0.000	0.000	0.000		0.001	-	-	0.000	0.000	0.000		0.001	-	-			0.000	0.000	0.000		0.770	-	-	0.000	0.000	0.000		0.770	-	-			0.024	
2.600						-	-						-	-								-	-										0.026	
2.800						-	-						-	-								-	-										0.028	
3.000						-	-						-	-								-	-										0.030	
Totals:						0	13					0	10	0	0						0	0												
Number of Trades:						0						0		0							0.00							0						

Lending Products	Underlying Title	Multilateral Transactions[1]					Bilateral Transactions[2]		Stock Borrowing through OTC (volume)[3]
		Open Interest[5]	Volume(Offered)	Average Weighted	Transactions volume	Average Weighted	Transactions Volume	Average Weighted	Transactions Volume
ADMIEBOR	ADMIE (IPTO) HOLDING S.A. (CR)	---	---	---	---	---	---	---	
AEGNBOR	AEGEAN AIRLINES (CR)	1,420	---	---	---	---	---	6,830	
ALPHABOR	ALPHA BANK (CR)	1	---	---	---	---	---	40,997,145	
ALMYBOR	ALUMIL (CR)	---	---	---	---	---	---	---	
TATTBOR	ATTICA BANK S.A. (CR)	---	---	---	---	---	---	370	
EEEBOR	CC HBC AG (CR)	2,302	---	---	---	---	---	70,546	
CENERBOR	CENERGY HOLDINGS (CB)	---	---	---	---	---	---	---	
ELLAKTORBOR	ELLAKTOR (CR)	1,000	---	---	---	---	---	1,898	
EUROBBOR	EUROBANK ERGASIAS (CR)	65,742	---	---	8	3.90%	30,000	0.01%	87,107,573
EYDAPBOR	EYDAP S.A. (CR)	1,800	---	---	---	---	---	102,799	
FFGRPBOR	FOLLI FOLLIE (CR)	---	---	---	---	---	---	1,330,961	
FOYRKBOR	FOURLIS (CR)	1,000	---	---	---	---	---	36,096	
GEKTERNABOR	GEK TERNA (CR)	---	---	---	---	---	---	1,293	
SARBOR	GR. SARANTIS S.A. (CR)	452	---	---	---	---	---	390	
EUPROBOR	GRIVALIA PROPERTIES (CR)	1,000	---	---	---	---	---	28,293	
EXAEBOR	HELLENIC EXCHANGES-A.S.E. (CR)	4,287	---	---	---	---	---	167,723	
ELPEBOR	HELLENIC PETROLEUM (CR)	2,900	---	---	---	---	---	64,983	
INTRKBOR	INTRACOM HOLDINGS (CR)	---	---	---	---	---	---	---	
INLOTBOR	INTRALOT (CR)	---	---	---	---	---	---	184,512	
BELABOR	JUMBO SA (CR)	5,100	---	---	---	---	---	76,338	
LAMDABOR	LAMDA DEVELOPMENT SA (CR)	---	---	---	---	---	---	---	
MIGBOR	MARFIN INVESTMENT GROUP (CR)	500	---	---	---	---	---	744,474	
MOHBOR	MOTOR OIL (CR)	16,072	---	---	---	---	---	46,680	
MYTILBOR	MYTILINEOS HOLDINGS (CR)	6,500	---	---	---	---	---	25,742	
ETEBOR	NATIONAL BANK (CR)	63,383	---	---	---	---	133,000	0.01%	13,420,381
OPAPBOR	OPAP (CR)	6,022	---	---	---	---	---	1,333,137	
HTOBOR	OTE (CR)	59,143	---	---	---	---	---	522,090	
PPABOR	P.P.A. S.A. (CR)	---	---	---	---	---	---	2,901	
TPEIRBOR	PIRAEUS BANK (CR)	---	---	---	---	---	---	25,292,099	
PLAISBOR	PLAISIO COMPUTERS SA (CR)	---	---	---	---	---	---	---	
PPCBOR	PPC (CR)	1,000	---	---	---	---	---	6,461,016	

Stock Lending Notes

[1] - Multilateral contracts Lending or Borrowing as per Methods 8-1, 8-2 and 8-3-3 (According to ATHEX BoD Resolution No.17)

[2] - Bilateral Contracts Lending or Borrowing as per Methods 8-3-1 and 8-3-2 (According to ATHEX BoD Resolution No.20)

[3] - The information concerning OTC Stock Borrowing Transactions is based on the statements of the Dematerialised Securities System (DSS) operators involved and refers to volumes that have been registered up until the previous working day.

[4] - Average Price (Volume weighted)

[5] - The Data concerning Open Interest before the start of trading session

Lending Products	Underlying Title	Open Interest[5]	Multilateral Transactions[1]				Bilateral Transactions[2]		Stock Borrowing through OTC (volume)[3]
			Volume(Offered)	Average Weighted	Transactions volume	Average Weighted	Transactions Volume	Average Weighted	Transactions Volume
QUALBOR	QUALITY & RELIABILITY SA (CR)	---	---	---	---	---	---	---	
TENERGYBOR	TERNA ENERGY (CR)	530	---	---	---	---	---	25,256	
TITKBOR	TITAN CEMENT (CR)	---	---	---	74	2.65%	---	20,166	
VIORBOR	VIOHALCO SA/NV (CB)	---	---	---	---	---	---	---	

Stock Lending Notes

[1] - Multilateral contracts Lending or Borrowing as per Methods 8-1, 8-2 and 8-3-3 (According to ATHEX BoD Resolution No.17)

[2] - Bilateral Contracts Lending or Borrowing as per Methods 8-3-1 and 8-3-2 (According to ATHEX BoD Resolution No.20)

[3] - The information concerning OTC Stock Borrowing Transactions is based on the statements of the Dematerialised Securities System (DSS) operators involved and refers to volumes that have been registered up until the previous working day.

[4] - Average Price (Volume weighted)

[5] - The Data concerning Open Interest before the start of trading session

Sectors codification for listed companies

533	-	Exploration & Production	537	-	Integrated Oil & Gas
1353	-	Commodity Chemicals	1357	-	Specialty Chemicals
1753	-	Aluminum	1755	-	Nonferrous Metals
1757	-	Steel	1775	-	General Mining
2353	-	Building Materials & Fixtures	2357	-	Heavy Construction
2723	-	Containers & Packaging	2727	-	Diversified Industrials
2733	-	Electrical Components & Equipment	2753	-	Commercial Vehicles & Trucks
2757	-	Industrial Machinery	2773	-	Marine Transportation
2777	-	Transportation Services	2791	-	Business Support Services
2797	-	Industrial Suppliers	3535	-	Distillers & Vintners
3537	-	Soft Drinks	3573	-	Farming Fishing & Plantations
3577	-	Food Products	3722	-	Durable Household Products
3726	-	Furnishings	3728	-	Home Construction
3747	-	Toys	3763	-	Clothing & Accessories
3765	-	Footwear	3767	-	Personal Products
3785	-	Tobacco	4533	-	Health Care Providers
4535	-	Medical Equipment	4577	-	Pharmaceuticals
5337	-	Food Retailers & Wholesalers	5371	-	Apparel Retailers
5373	-	Broadline Retailers	5375	-	Home Improvement Retailers
5379	-	Specialty Retailers	5553	-	Broadcasting & Entertainment
5555	-	Media Agencies	5557	-	Publishing
5751	-	Airlines	5752	-	Gambling
5753	-	Hotels	5755	-	Recreational Services
5757	-	Restaurants & Bars	5759	-	Travel & Tourism
6535	-	Fixed Line Telecommunications	6575	-	Mobile Telecommunications
7535	-	Conventional Electricity	7537	-	Alternative Electricity
7577	-	Water	8355	-	Banks
8534	-	Insurance Brokers	8536	-	Property & Casualty Insurance
8633	-	Real Estate Holding & Development	8637	-	Real Estate Services
8671	-	Industrial & Office REITs	8674	-	Diversified REITs
8675	-	Specialty REITs	8775	-	Specialty Finance
8777	-	Investment Services	8985	-	Equity Investment Instruments
9533	-	Computer Services	9535	-	Internet
9537	-	Software	9572	-	Computer Hardware
9574	-	Electronic Office Equipment	9578	-	Telecommunications Equipment
12003	-	ETF			



ATHEX
Athens Stock Exchange

Λεωφ. Αθηνών 110 104 42 Αθήνα
110, Athinon Ave. GR 104 42 Athens
tel. (+30)210-33.66.800, fax (+30)210-33.66.101
www.athexgroup.gr