

19

**Ημερήσιο Δελτίο  
Συναλλακτικής Δραστηριότητας**

Daily Official List  
of Trading Activity

Tuesday, 26 March, 2019  
Year: 140 Trading Day No: 58



**ATHEXGROUP**  
Athens Exchange Group

**Disclaimer:**

Hellenic Exchanges-Athens Stock Exchange S.A endeavours to ensure that the data and other material ("Information") presented on the Daily Official List are accurate and complete, but it is not liable for any errors or omissions of data or /and for the accuracy, credibility, updating and completeness of the aforesaid information nor it has any liability arising directly or indirectly from the use of the above Information.

The Company is not liable for the accuracy of the data included in listed companies' announcements. Only the sender of such an announcement is fully and solely liable for any infringement of third party's rights from the content of such announcement, All contents of the Daily Official List are provided only for information purposes and do not constitute investment advice or solicitation to invest in securities or other products listed for trading on the Exchange.

You acknowledge and agree that the Company is the owner of any property rights related to any Information appearing on the Daily Official List including intellectual property rights copyright, trademarks, etc.

The above data are a property of the Hellenic Exchanges-Athens Exchange and are copyright protected. Users are forbidden to reproduce, modify, copy, sale, transmit or redistribute, by all reproduction means and methods, part or the whole of the above data, without reference to their source.

The commercial exploitation of these data is, also, forbidden by third parties. Hellenic Exchanges-Athens Exchange does not carry any responsibility, direct or indirect, derived from usage or accidental alteration of the above data when used by third parties.

---

**Hellenic Exchanges – Athens Stock Exchange S.A.**

110 Athinon Ave.,10442 Athens, Tel: (210) 33.66.800, Fax: (210) 32.13.938

[www.athexgroup.gr](http://www.athexgroup.gr)

---

**Thessalonica Stock Exchange Center (T.S.E.C)**

16-18 Katouni Str., Thessalonica 546 25 Tel: (2310) 567.667, Fax: (2310) 530.545

**Athex Members Guarantee Fund**

14-16 Fidiou Str., Athens 106 78, Tel: (210) 33.04.682, Fax: (210) 33.04.155

**Hellenic Republic Capital Market Commission**

1 Kolokotroni Str. & 1 Stadiou Str., Athens 10562 Tel: (210) 33.77.100 Fax: (210) 33.77.173

---

**Table of Contents**

---

**Section 1: Statistical Figures of Securities, Derivatives and Lending**

Summary of Markets

Athex Indices

Analytic Figures for Athex Market's Boards and Categories

Trading Details by Athex Sectors and Financial Instruments (ETFs)

Top 10 best &amp; worst performing Shares

Derivatives Summary

**Section 2: Analytic Figures of Shares Transactions**

Analytic Figures of Shares Transactions

Shares' Notes

**Section 3: Figures of Securities Transactions**

Securities Blocks Details

Shares Rights Details

Stock Borrowing

Securities Forced Sales

Forced Sales Registered Shares

Exchange Traded Funds (ETFs) Characteristics

**Section 5: Bonds traded in Fixed Income Assets Market**

Convertible Corporate Bonds - Regulated Market

Non Convertible Corporate Bonds - Regulated Market

Government Bonds

Treasury Bills &amp; Zero Coupon Government Bonds

Government Bonds Traded with the Open Outcry Method

State Banks Bonds

**Section 6: Additional Infos**

Athex &amp; ATHEXClear Members List

List of Stocks under Market Making operations

**Section 7: Derivatives Market Analytic Figures**

Index Futures

Stock Futures

Index Options

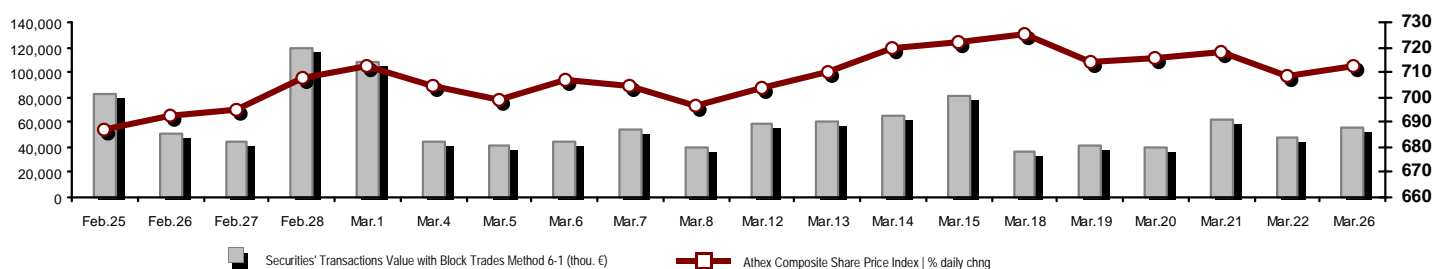
Stock Options

Stock Lending Analytic Figures

**Appendix A: Sectors codification for listed companies**

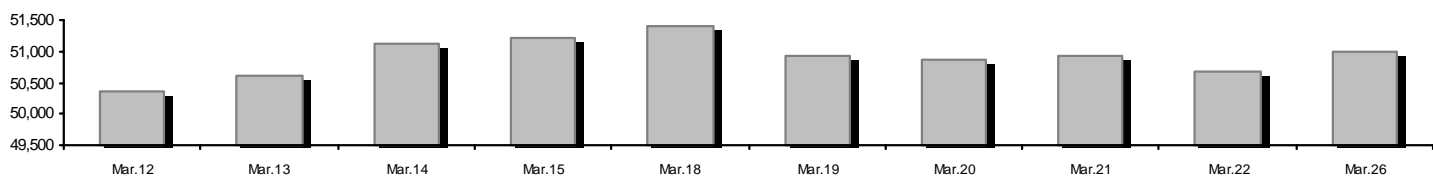
## Summary of Markets

Athex Composite Share Price Index vs Shares and Derivatives Transactions Value

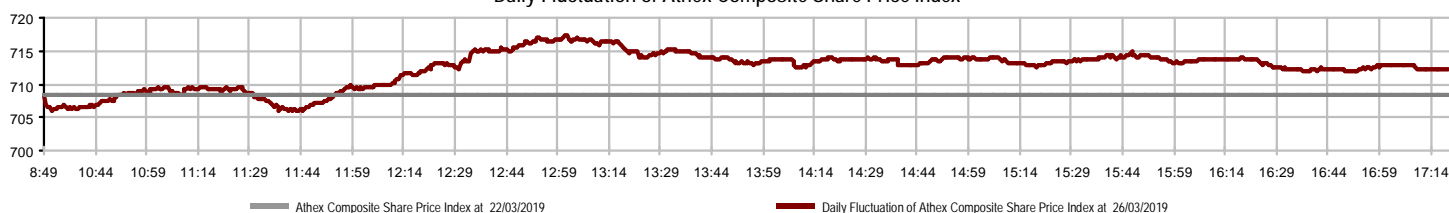


Athex Capitalisation (mill. €) **: 51,003.37	Derivatives Total Open Interest: 318,608
Daily change: mill. €   %: 327.34 0.65%	in Index Futures   % daily chng: 5,874 -5.27%
Yearly Avg Capitalisation: mill. €   % chng prev year Avg: 48,331.37 -7.28%	in Stock Futures   % daily chng: 310,120 0.33%
Athex Composite Share Price Index   % daily chng: 712.25 0.57%	in Index Options   % daily chng: 1,663 4.99%
Athex Composite Share Price Index Capitalisation (mill. €): 45,575.28	in Stock Options   % daily chng: 951 -0.21%
Daily change (mill. €): 327.04	
Securities' Transactions Value with Block Trades Method 6-1 (thou. €): 55,939.11	Derivatives Contracts Volume: 31,720
Daily change: %: 8,969.70 19.10%	Daily change: pieces   %: 1,403 4.63%
YtD Avg Trans. Value: thou. €   % chng prev year Avg: 44,545.14 -18.89%	YtD Avg Derivatives Contracts % chng prev year Avg: 39,980 -28.62%
Blocks Transactions Value of Method 6-1 (thou. €): 4,805.67	Derivatives Trades Number: 2,376
Blocks Transactions Value of Method 6-2 & 6-3 (thou. €): 0.00	Daily change: number   %: -62 -2.54%
Bonds Transactions Value (thou.€): 1,634.13	YtD Avg Trades number % chng prev year Avg: 2,695 -0.61%
Securities' Transactions Volume with Block Trades Method 6-1 (thou. Pieces): 26,337.11	Lending Total Open Interest: 228,016
Daily change: thou. pieces   %: 5,069.72 23.84%	Daily change: pieces   %: -8,170 -3.46%
YtD Avg Volume: % chng prev year Avg: 27,194.17 -26.80%	Lending Volume (Multilateral/Bilateral): 165,761
Blocks Transactions Volume of Method 6-1 (thou. Pieces): 408.15	Daily change: pieces   %: 22,388
Blocks Transactions Volume of Method 6-2 & 6-3 (thou. Pieces): 0.00	Multilateral Lending: 3,261
Bonds Transactions Volume: 1,589,728	Bilateral Lending: 162,500
Securities' Trades Number with Block Trades Method 6-1: 20,883	Lending Trades Number: 12
Daily change: number   %: 620 3.06%	Daily change: %: 5
YtD Avg Trades number % chng prev year Avg: 21,098 3.78%	Multilateral Lending Trades Number: 9
Number of Blocks Method 6-1: 6	Bilateral Lending Trades Number: 3
Number of Blocks Method 6-2 & 6-3: 0	
Number of Bonds Transactions: 58	

Athex Capitalisation (mill. €) \*\*



Daily Fluctuation of Athex Composite Share Price Index



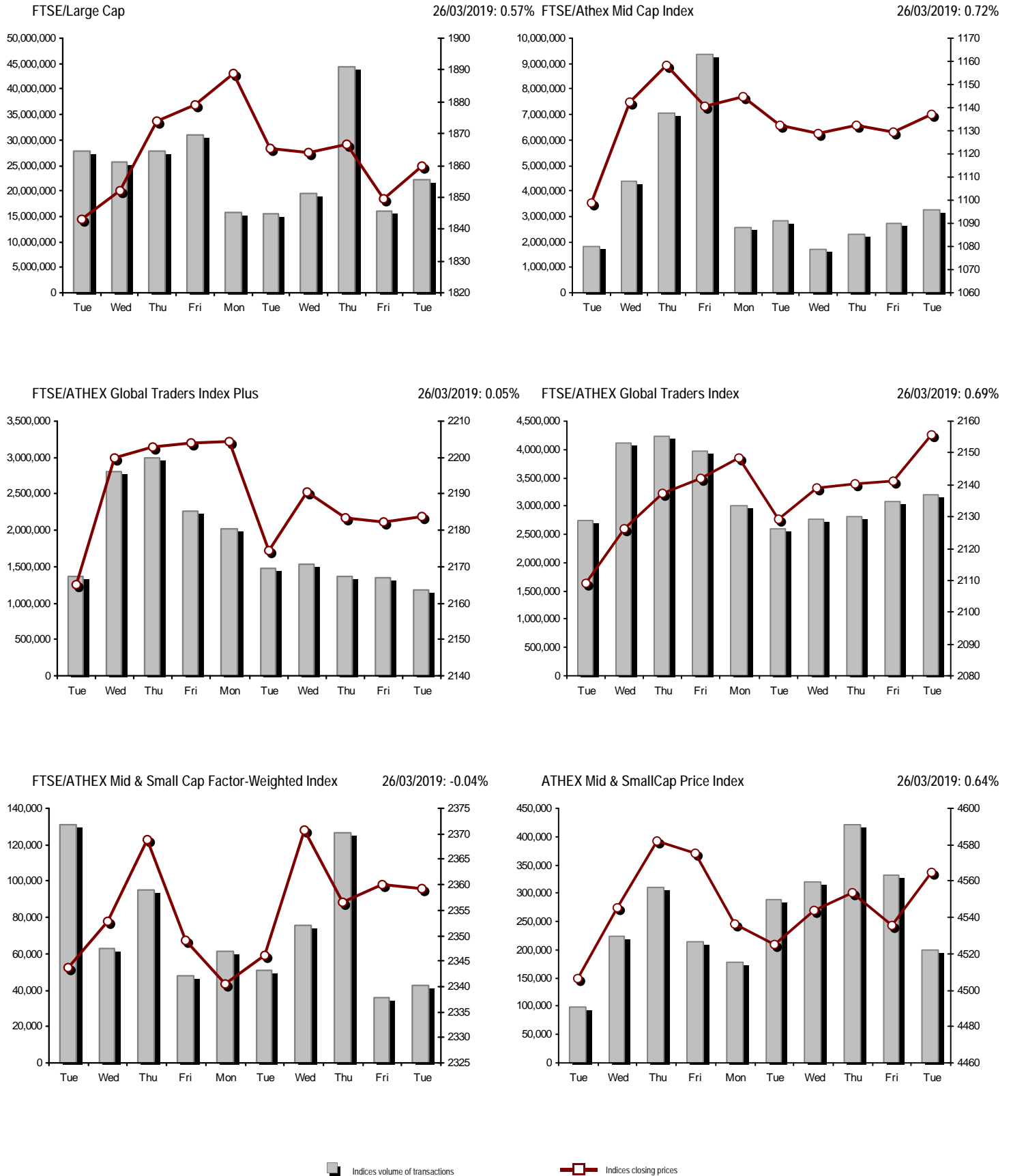
## Athex Indices

Index name	26/03/2019	22/03/2019	pts.	%	Min	Max	Year min	Year max	Year change
Athex Composite Share Price Index	712.25 #	708.24	4.01	0.57%	705.93	717.28	600.12	730.81	16.13% #
FTSE/Athex Large Cap	1,859.92 #	1,849.40	10.52	0.57%	1,844.93	1,873.43	1,580.73	1,901.49	15.64% #
FTSE/Athex Mid Cap Index	1,137.30 #	1,129.18	8.12	0.72%	1,124.41	1,138.04	945.49	1,167.04	16.64% #
FTSE/ATHEX-CSE Banking Index	404.32 €	405.50	-1.18	-0.29%	392.55	413.52	275.15	456.95	21.51% #
FTSE/ATHEX Global Traders Index Plus	2,183.63 #	2,182.47	1.16	0.05%	2,178.39	2,197.17	1,947.04	2,218.25	9.48% #
FTSE/ATHEX Global Traders Index	2,155.75 #	2,141.04	14.71	0.69%	2,137.77	2,166.87	1,866.67	2,166.87	13.62% #
FTSE/ATHEX Mid & Small Cap Factor-Weighted Ind	2,359.15 €	2,360.01	-0.86	-0.04%	2,345.57	2,365.24	2,173.67	2,391.85	6.50% #
ATHEX Mid & SmallCap Price Index	4,564.67 #	4,535.71	28.96	0.64%	4,519.96	4,564.67	3,914.71	4,670.98	15.21% #
FTSE/Athex Market Index	461.79 #	459.15	2.64	0.57%	458.05	465.04	392.32	471.97	15.69% #
FTSE Med Index	4,414.78 €	4,419.96	-5.18	-0.12%			3,966.78	4,435.28	11.35% #
Athex Composite Index Total Return Index	1,130.43 #	1,124.06	6.37	0.57%	1,120.39	1,138.42	952.47	1,159.88	16.13% #
FTSE/Athex Large Cap Total Return	2,705.99 #	2,690.69	15.30	0.57%			2,321.35	2,747.87	15.64% #
FTSE/ATHEX Large Cap Net Total Return	815.27 #	810.66	4.61	0.57%	808.70	821.19	692.89	833.49	15.64% #
FTSE/Athex Mid Cap Total Return	1,403.67 #	1,393.65	10.02	0.72%			1,180.35	1,429.52	16.64% #
FTSE/ATHEX-CSE Banking Total Return Index	380.92 €	382.03	-1.11	-0.29%			265.40	418.92	21.52% #
Hellenic Mid & Small Cap Index	1,019.99 #	1,014.33	5.66	0.56%	1,012.31	1,022.20	884.70	1,032.49	12.50% #
FTSE/Athex Banks	534.21 €	535.77	-1.56	-0.29%	518.65	546.36	363.54	603.74	21.51% #
FTSE/Athex Financial Services	892.10 €	898.50	-6.40	-0.71%	878.02	898.50	744.92	946.91	14.33% #
FTSE/Athex Industrial Goods & Services	2,297.02 €	2,299.23	-2.21	-0.10%	2,284.59	2,310.32	1,884.26	2,371.85	20.29% #
FTSE/Athex Retail	61.88 €	62.37	-0.49	-0.79%	61.88	62.86	58.44	72.19	3.29% #
FTSE/ATHEX Real Estate	3,710.39 #	3,631.19	79.20	2.18%	3,619.86	3,729.06	2,928.70	3,837.62	22.86% #
FTSE/Athex Personal & Household Goods	7,955.06 #	7,917.13	37.93	0.48%	7,876.95	8,011.81	6,649.54	8,050.37	15.65% #
FTSE/Athex Food & Beverage	11,467.36 #	11,351.34	116.02	1.02%	11,340.59	11,481.94	10,000.70	11,593.05	13.42% #
FTSE/Athex Basic Resources	3,901.80 €	3,979.56	-77.76	-1.95%	3,889.16	4,003.58	3,146.82	4,079.57	18.93% #
FTSE/Athex Construction & Materials	2,692.06 #	2,686.74	5.32	0.20%	2,673.47	2,704.33	2,473.36	2,762.77	4.25% #
FTSE/Athex Oil & Gas	5,078.26 #	5,077.77	0.49	0.01%	5,035.85	5,142.15	4,670.67	5,220.35	4.49% #
FTSE/Athex Chemicals	9,664.28 €	9,707.42	-43.14	-0.44%	9,491.70	9,793.71	7,722.79	11,217.47	18.21% #
FTSE/Athex Travel & Leisure	1,541.82 €	1,547.25	-5.43	-0.35%	1,541.01	1,554.90	1,309.57	1,595.69	16.53% #
FTSE/Athex Technology	853.96 #	850.80	3.16	0.37%	845.06	855.21	692.80	872.65	20.41% #
FTSE/Athex Telecommunications	3,187.48 #	3,115.91	71.57	2.30%	3,107.65	3,217.75	2,614.94	3,217.75	21.64% #
FTSE/Athex Utilities	2,056.81 #	2,046.13	10.68	0.52%	2,037.24	2,068.14	1,729.19	2,108.88	16.93% #
Athex All Share Index	179.62 #	178.47	1.14	0.64%	179.62	179.62	157.01	181.05	13.67% #
Hellenic Corporate Bond Index	118.03 #	117.99	0.03	0.03%			116.31	118.03	1.45% #
Hellenic Corporate Bond Price Index	96.39 #	96.37	0.02	0.02%			95.16	96.82	0.62% #

Note 1: FTSE/Med 100, Hellenic Corporate Bond Price Index and Hellenic Corporate Bond Index closing prices refer to the previous trading day of 21/03/2019.

Note 2: The Hellenic Mid & Small Cap Index is a Customized index calculated by the Athens Exchange.

Athex Indices



## Analytic Figures for Athex Market's Boards and Categories

	Total Traded Securities	Main Market	Surveillance	Exchange Traded Funds (ETFs)
Totals	121	106	15	0
Gain / Lose / Same:	54 / 37 / 30	52 / 36 / 18	2 / 1 / 12	0 / 0 / 0
Athex Capitalisation (mill. €) **	51,003.37	50,802.54	200.83	
Daily Average Trans/ons Value(thou.€)	44,545.14	44,591.00	19.90	2.08
Transactions Value	55,939.11	55,903.06	36.05	0.00
Main Board:	50,958.52	50,922.47	36.05	0.00
Blocks Board 6_2_3:	4,805.67	4,805.67	0.00	0.00
Forced Sales Board:	174.92	174.92	0.00	0.00
Special Terms Board:	0.00	0.00	0.00	0.00
Daily Average Transactions Volume	27,194,168	27,063,728	170,807	116
Transactions Volume	26,337,106	26,039,629	297,477	0
Main Board:	25,066,671	24,769,194	297,477	0
Blocks Board 6_2_3:	408,150	408,150	0	0
Forced Sales Board:	862,285	862,285	0	0
Special Terms Board:	0	0	0	0
Daily Average Number of Trades	21,098	21,022	76	1
Number of Trades	20,883	20,784	99	0
Main Board:	20,857	20,758	99	0
Blocks Board 6_2_3:	6	6	0	0
Forced Sales Board:	20	20	0	0
Special Terms Board:	0	0	0	0

## Trading Details by Athex Sectors and Financial Instruments (ETFs)

Code	Sectors	Gain / Lose / Same	Number of Trades	Transactions Volume	Transactions Value	% of Total Trans. Value
8300	- Banks	4 / 2 / 0	9,302	18,859,150	18,694,742.09	33.42%
1700	- Basic Resources	2 / 4 / 2	195	73,912	119,306.05	0.21%
1300	- Chemicals	1 / 2 / 1	102	21,831	43,585.79	0.08%
2300	- Construction & Materials	6 / 4 / 5	1,031	328,391	1,092,655.34	1.95%
12000	- Financial Instruments	0 / 0 / 0	---	---	---	---
8700	- Financial Services	1 / 2 / 1	488	2,428,914	387,576.55	0.69%
3500	- Food & Beverage	6 / 1 / 2	207	120,616	373,267.20	0.67%
4500	- Health Care	2 / 1 / 2	105	181,463	236,892.13	0.42%
2700	- Industrial Goods & Services	6 / 4 / 2	1,646	841,390	3,505,600.90	6.27%
8500	- Insurance	0 / 1 / 0	13	2,513	9,188.90	0.02%
5500	- Media	2 / 0 / 0	13	5,864	1,561.67	0.00%
500	- Oil & Gas	2 / 1 / 0	951	161,684	2,247,216.21	4.02%
3700	- Personal & Household Goods	7 / 3 / 5	1,270	413,036	4,470,574.84	7.99%
8600	- Real Estate	6 / 2 / 0	407	135,755	944,851.94	1.69%
5300	- Retail	0 / 2 / 0	9	1,005	1,864.45	0.00%
9500	- Technology	3 / 3 / 5	420	164,577	186,353.33	0.33%
6500	- Telecommunications	1 / 0 / 0	2,778	1,516,277	17,500,521.49	31.28%
5700	- Travel & Leisure	2 / 4 / 3	1,110	742,457	5,121,627.61	9.16%
7500	- Utilities	3 / 1 / 2	836	338,271	1,001,720.38	1.79%

## Top 10 best &amp; worst performing Shares

## Main Market

With positive Price change	Closing price	change	With negative Price change	Closing price	change
MERMEREN KOMB. A.D. PR. (GDR)	70.8	11.67% #	EL. D. MOUZAKIS SA (CB)	0.48	-6.80% €
KRI-KRI S.A. (CR)	4.87	6.80% #	MARFIN INVESTMENT GROUP (CR)	0.0821	-2.84% €
KEKROPS SA (CR)	1.73	4.22% #	ALPHA BANK (CR)	1.215	-2.41% €
ELTECH ANEMOS S.A. (CR)	1.985	3.93% #	QUALITY & RELIABILITY SA (CR)	0.213	-2.29% €
KLOUKINAS - LAPPAS SA (CR)	0.708	3.51% #	MOTOR OIL (CR)	21.1	-1.40% €
HELLENIC PETROLEUM (CR)	8.49	3.41% #	VIOHALCO SA/NV (CB)	3.24	-1.37% €
GRIVALIA PROPERTIES (CR)	10.1	2.96% #	PAPOUTSANIS (CR)	1.27	-0.78% €
ELLAKTOR (CR)	1.598	2.70% #	CENERGY HOLDINGS (CB)	1.286	-0.77% €
IKTINOS HELLAS SA (CR)	4.97	2.69% #	IASO SA (CR)	1.36	-0.73% €
EUROBANK ERGASIAS (CR)	0.657	2.50% #	ELVALHALCOR (CB)	1.55	-0.64% €
With the highest Transactions Value	Value (thou. €)	change	With the highest Transactions Volume	Volume	change
OTE (CR)	17,500.52	2.30% #	EUROBANK ERGASIAS (CR)	8,280,234	2.50% #
ALPHA BANK (CR)	5,711.84	-2.41% €	ALPHA BANK (CR)	4,660,510	-2.41% €
EUROBANK ERGASIAS (CR)	5,393.14	2.50% #	PIRAEUS BANK (CR)	2,899,035	-0.33% €
JUMBO SA (CR)	4,112.44	0.54% #	NATIONAL BANK (CR)	2,562,396	0.26% #
OPAP (CR)	4,105.51	-0.44% €	MARFIN INVESTMENT GROUP (CR)	2,386,732	-2.84% €
NATIONAL BANK (CR)	3,930.58	0.26% #	OTE (CR)	1,516,277	2.30% #
PIRAEUS BANK (CR)	3,462.59	-0.33% €	OPAP (CR)	456,106	-0.44% €
MYTILINEOS HOLDINGS (CR)	2,731.69	0.23% #	ATTICA BANK S.A. (CR)	448,873	0.42% #
MOTOR OIL (CR)	1,528.89	-1.40% €	MYTILINEOS HOLDINGS (CR)	308,080	0.23% #
AEGEAN AIRLINES (CR)	857.00	0.38% #	JUMBO SA (CR)	275,871	0.54% #

Note: Stocks that are not included in the "Low Dispersion" and "Under Supervision" categories, and the transactions value is more than 10,000 €.



## Derivatives Summary

	Number of Trades	Volume	Open Interest
Index Futures	287	1,129	5,874
FTSE/Athex Large Cap	287	1,129	5,874
Stock Futures	2,061	30,294	310,120
ADMIE (IPTO) HOLDING S.A. (CR)	11	46	5,652
ALPHA BANK (CR)	379	7,335	34,392
ATTICA BANK S.A. (CR)	4	200	2,732
CC HBC AG (CR)	16	90	218
CENERGY HOLDINGS (CB)	6	18	6,843
ELLAKTOR (CR)	51	533	11,209
EUROBANK ERGASIAS (CR)	142	3,527	64,994
EYDAP S.A. (CR)	1	5	578
FOURLIS (CR)	9	10	116
GEK TERNA (CR)	18	82	6,936
GRIVALIA PROPERTIES (CR)	4	16	44
HELLENIC EXCHANGES-A.S.E. (CR)	10	37	3,373
HELLENIC PETROLEUM (CR)	19	95	2,269
INTRACOM HOLDINGS (CR)	7	19	3,023
INTRALOT (CR)	7	153	5,029
JUMBO SA (CR)	22	57	581
LAMDA DEVELOPMENT SA (CR)	19	224	2,456
MARFIN INVESTMENT GROUP (CR)	37	981	62,598
MOTOR OIL (CR)	6	17	177
MYTILINEOS HOLDINGS (CR)	55	329	8,840
NATIONAL BANK (CR)	351	7,328	34,008
OPAP (CR)	19	125	2,657
OTE (CR)	134	651	3,249
P.P.A. S.A. (CR)	0	0	538
PIRAEUS BANK (CR)	574	7,625	20,922
PPC (CR)	110	603	16,648
TERNA ENERGY (CR)	21	107	3,426
TITAN CEMENT (CR)	0	0	144
VIOHALCO SA/NV (CB)	29	81	6,468
Index Options	19	252	1,663
FTSE/Athex Large Cap	19	252	1,663
Stock Options	9	45	951
ALPHA BANK (CR)	0	0	90
NATIONAL BANK (CR)	1	5	376
OPAP (CR)	3	15	300
OTE (CR)	5	25	8
PIRAEUS BANK (CR)	0	0	144
PPC (CR)	0	0	33
<b>Total Derivatives Traded</b>	<b>2,376</b>	<b>31,720</b>	<b>318,608</b>











Shares' Notes

Code	Note text
( )	- Adjusted dividends.
*	- Last adjusted closing price.
[1]	- Net dividends.
[2]	- The "Date of Last Coupon" for New listings refers to the date company's stocks started to trade in Athex
[3]	- The Company Market Value is referred to the number of outstanding shares
[4]	- Sectors codification can be found in Appendix A
[5]	- The Market Value refers to the total number of shares listed (including their several classes) in the exchange by the company.
[6]	- P/E greater than 100
[7]	- Last view of the Order Book before the end of the trading session
[8]	- All Blocks Methods' Transactions Value are included.
4690	- Transfer to Surveillance category as of 4/4/2006.
4750	- Transfer to the Under Surveillance Category from 8/4/2011.
4865	- Suspension of trading as of 2/4/2012.
4887	- Transfer to the Surveillance Category as of 10/4/2012.
4912	- Transfer to the Surveillance Category as of 31/7/2012.
4914	- Suspension of trading as of 31/8/2012.
4918	- Suspension of trading as of 31/8/2012.
4955	- Transfer to the Surveillance Category as from 5/4/2013.
4956	- Transfer to the Surveillance Category as from 5/4/2013.
4957	- Transfer to the Surveillance Category as from 5/4/2013.
4958	- Transfer to the Surveillance Category as from 5/4/2013.
4959	- Transfer to the Surveillance Category as from 5/4/2013.
4983	- Transfer to the Surveillance Category as of 5/4/2013.
5080	- Transfer to the Surveillance Category as of 06/09/2011.
5093	- Transfer to the Surveillance Category as of 8/4/2015.
5094	- Transfer to the Surveillance Category as of 8/4/2015.
5095	- Transfer to the Surveillance Category as from 5/4/2013.
5101	- Suspension of trading as of 1/9/2015.
5110	- Suspension of trading as of 08/03/2016.
5112	- Transfer to the Surveillance Category as of 15/04/2016.
5115	- Transfer to the Surveillance Category as of 15/04/2016.
5123	- Transfer to the Surveillance Category as of 10/04/2014
5130	- Suspension of trading as of 18/04/2017.
5136	- Suspension of trading as of 02/05/2017.
5141	- Transfer to the Surveillance Category as of 10/05/2017.
5153	- Suspension of trading as of 03/10/2017.
5154	- Suspension of trading as of 03/10/2017.
5156	- Transfer to the Surveillance Category as of 11/12/2017.
5160	- Transfer to the Surveillance Category as of 15/04/2016.
5161	- Transfer to the Surveillance Category as of 25/11/2011.
5162	- Transfer to the Under Supervision Category as of 21/12/2009.
5165	- Transfer to the Surveillance Category as of 15/02/2018.
5171	- Suspension of trading as of 30/04/2018.
5172	- Suspension of trading as of 30/04/2018.
5174	- Suspension of trading as of 02/05/2018.
5178	- Transfer to the Surveillance Category as of 11/05/2018.
5179	- Suspension of trading as of 25/05/2018.
5190	- Transfer to the Surveillance Category as of 10/04/2012.
5191	- Suspension of trading as of 02/10/2018.
5192	- Suspension of trading as of 02/10/2018.
5193	- Transfer to the Surveillance Category as of 25/10/2018.
5194	- Transfer to the Surveillance Category as of 25/10/2018.

---

## Shares' Notes

---

Code	Note text
5195	- Transfer to the Surveillance Category as of 27/06/2008.
5196	- Transfer to the Under Surveillance Category from 08/04/2011.
5197	- Transfer to the Surveillance Category as of 07/11/2018.
5199	- Suspension of trading as of 20/07/2018.
5200	- Transfer to the Surveillance Category as of 10/04/2012.



Securities Blocks Details

Securities	Block Volume	Price	Block Trade Value	Time of approval	Note
JUMBO SA (CR)	95,231	14.90	1,418,941.90	12:25:17	20
OPAP (CR)	58,000	9.04	524,175.00	12:51:09	20
OPAP (CR)	75,000	9.02	676,500.00	14:21:39	20
OTE (CR)	49,919	11.64	581,057.16	14:25:11	20
JUMBO SA (CR)	30,000	14.90	447,000.00	15:32:53	20
OTE (CR)	100,000	11.58	1,158,000.00	16:42:31	20

Blocks Notes

- 9 - Method 6-1 / Special Fees
- 10 - Method 6-1 / Special Fees, SDS
- 14 - Method 6-3 / Settlement, Incomplete Buy and Sell
- 18 - Method 6-2 / SPOT 1
- 19 - Method 6-2 / SPOT 2
- 20 - Method 6-1 and Method 6-1 Same Day Settlement
- 21 - Other Pre-agreed

## Shares Rights Details

Occured date	Exercise from	Exercise until	Trading until	Rights	Price min	Price max	Closing price	Last Bid	Last Ask	Volume	Trades	Transactions Value
15/03/2019	20/03/2019	03/04/2019	29/03/2019	VARVARESSOS S.A. EUROPEAN SPI	---	---	0.102	---	---	---	---	---

## Securities Forced Sales

Securities	Category of Security	Transactions Volume	Number of Trades	Transactions Value	Note
NATIONAL BANK (CR)	Stocks	24	1	35.76	1
PIRAEUS BANK (CR)	Stocks	1	1	1.17	1
EUROBANK ERGASIAS (CR)	Stocks	10	1	6.22	1
OTE (CR)	Stocks	5,000	3	56,080.00	1
MARFIN INVESTMENT GROUP (CR)	Stocks	850,000	11	69,740.00	1
MYTILINEOS HOLDINGS (CR)	Stocks	5,250	1	45,990.00	1
PPC (CR)	Stocks	2,000	2	3,062.50	1

## Forced Sales Notes

1 - Normal Forced Sale.

2 - Forced Sales of Fixed Registered Shares.

3 - Forced Sales of Remaining Stock Fractions.

**Forced Sales Registered Shares**

Securities	Start Date	End Date	Initial Volume	Remaining Volume	Date	Avg price (day)	Avg price (period)	Number of Trades	Transactions Volume	Transactions Value
------------	------------	----------	----------------	------------------	------	-----------------	--------------------	------------------	---------------------	--------------------

No Fixed Registered Shares Forced Sales.

**Forced Sales Notes**

According to Decision 1/380/04.05.2008 of the Hellenic Republic Capital Market Commission, the certificated registered shares that have not been deposited to the issuer for dematerialisation, will be auctioned in the Athens Exchange by the supervising issuer. Forced sales procedure is held according to Article 99A of the Athens Exchange Rulebook. The average price of the period is calculated by dividing the Total transactions value by the Total volume and includes all the transactions made until the current date.

## Exchange Traded Funds (ETFs) Characteristics

	Transactions Date (T)	Creation / Redemption	Units (T-1)	New Units (T-1)	Redemption Units (T-1)	Units (T) [1]	Fund Assets [2]	Net Unit Price	Dividend per	Dividend Date
ALPHA ETF FTSE Athex Large Cap	26/03/2019	5,000	642,382	---	---	642,382	11,866,980.00	18.4734	0.43	30/06/2018

## ETFs Notes

[1] - Units (T) = Units (T-1) + New Units (T-1) - Redemption Units (T-1)

[2] - The Creation / Redemption Units of T-1 are included.

## Convertible Corporate Bonds - Regulated Market

Num Listed Bonds	Nominal price	Issue price	Today's Rate	Exp. Date	Duration (years)	Note	Coupon		Trading	Corporate Bonds	Price min	Price max	Closing price	Previous closing price/date	Volume	Transactions Value	Last order			ear min	Year max
							Common	Preferred									Price	Buy / Sell	Date		
179,991,941	0.30	0.30	1.00	11/10/2025	9	---	10	---	1	FORTHNET S.A. (Convertible)	---	---	---	---	---	---	1.0000	B	26/03/2019	100.0000	100.0000

## Corporate Bonds Notes

Transactions Volume = (Pieces) \* (Nominal Price). Transactions Value = (Pieces) \* (Nominal Price) \* (price %) + (Accrued interest).

The price of a Bond is stated as a percentage (%) of Bond's Nominal Price.

Nominal Price in Euros (€), except if it is noted differently.

## Non Convertible Corporate Bonds - Regulated Market

Num Listed Bonds	Nominal price	Issue price	Today's Rate	Exp. Date	Duration (years)	Note	Coupon		Trading	Corporate Bonds	Accrued Int.	Yield.T.Mat	Price min	Price max	Closing price	Previous closing price/date	Volume	Transactions Value	Last order			ear min	Year max	
							Common	Preferred											Price	Buy / Sell	Date			
25,000	1,000.00	1,000.00	4.95	26/06/2023	5	---	2	---	1	B&F COMM. & GARM. INDUS. S.A. (Non Convertible)	12.5125	6.1710	---	---	---	95.0510	22/03/2019	---	---	94.5010	B	26/03/2019	93.0000	98.5000
90,000	1,000.00	1,000.00	3.00	11/05/2023	5	---	2	---	1	CORAL A.E. (Non Convertible)	11.3333	2.6130	101.1000	101.4000	101.2000	101.4770	22/03/2019	119,000	121,792.67	101.0200	B	26/03/2019	100.2726	101.7000
120,000	1,000.00	1,000.00	3.95	04/04/2025	7	---	2	---	1	GEK TERNA S.A. (Non Convertible)	19.2014	3.5340	101.4000	101.4000	101.4000	101.5300	22/03/2019	233,000	240,735.92	101.2100	B	26/03/2019	99.0000	101.9980
60,000	1,000.00	1,000.00	3.85	21/07/2022	5	---	4	---	1	TERNA ENERGY FINANCE S.A. (Non Convertible)	7.0583	2.7010	102.1500	103.0000	103.0000	103.0340	22/03/2019	34,000	35,234.48	102.3000	B	26/03/2019	100.5200	103.3900
300,000	1,000.00	1,000.00	3.10	27/06/2022	5	---	4	---	1	MYTILINEOS HOLDINGS S.A. (Non Convertible)	7.8361	2.2480	102.2400	102.4400	102.2400	102.3000	22/03/2019	60,000	61,840.17	102.2400	B	26/03/2019	100.0500	103.4000
50,000	1,000.00	1,000.00	4.35	20/06/2022	5	---	4	---	1	SYSTEMS SUNLIGHT S.A. (Non Convertible)	11.8417	3.0870	103.0000	103.1000	103.0500	103.0000	22/03/2019	70,000	72,963.92	102.6000	B	26/03/2019	99.4118	103.1000
200,000	1,000.00	1,000.00	3.50	21/03/2022	5	---	5	---	1	O.P.A.P. S.A. (Non Convertible)	0.6806	2.3820	99.5678	102.7800	102.6800	102.6990	22/03/2019	562,000	577,024.43	102.6800	B	26/03/2019	101.6500	102.7800
40,000,000	1.00	1.00	5.00	04/10/2021	5	---	10	---	1	HOUSEMARKET S.A. (Non Convertible)	0.0115	3.0710	103.6500	103.7000	103.6700	103.7400	22/03/2019	159,728	167,431.42	103.6200	B	26/03/2019	101.9500	103.8900
200,000	1,000.00	1,000.00	3.60	12/03/2026	7	---	1	---	1	AEGEAN AIRLINES S.A. (Non Convertible)	1.6000	3.3930	101.1500	101.5500	101.1500	101.0550	22/03/2019	352,000	357,105.00	100.7000	B	26/03/2019	100.0000	101.5500

## Corporate Bonds Notes

Transactions Volume = (Pieces) \* (Nominal Price). Transactions Value = (Pieces) \* (Nominal Price) \* (price %) + (Accrued interest).

The price of a Bond is stated as a percentage (%) of Bond's Nominal Price.

Nominal Price in Euros (€), except if it is noted differently.

## Government Bonds

Number Listed Bonds	Nominal price	Today's Rate	Accrued Interest Calc	Exp. Date [1]	Duration (years)	Note	Coupons Date	Curr. coupon value	Trading Unit	Government Bonds	Price min	Price max	Closing price	Previous closing price/date	Volume	Transactions Value	Price	Last order Buy / Sell	Date
3,000,000	1,000.00	4.38	Actual/Actual	01/08/2022	5	---	01/08	4.38	1	GGB-FXD-010822-05Y-4.375-1.000	---	---	---	---	---	---	1.0000	B	28/11/2018
2,500,000	1,000.00	3.45	Actual/Actual	02/04/2024	5	---	02/04	3.45	1	GGB-FXD-020424-05Y-3.450-1.000	---	---	---	---	---	---	---	---	---
4,355,990,324	1.00	3.50	Actual/Actual	30/01/2023	5	---	01/02 - 31/01	3.50	1	GGB-FXD-300123-05Y-3.500-1.000	---	---	---	94.5720 13/07/2018	---	---	1.0000	B	28/11/2018
5,962,747,327	1.00	3.75	Actual/Actual	30/01/2028	10	---	/02 - 01/02 - 31/	3.75	1	GGB-FXD-300128-10Y-3.750-1.000	---	---	---	85.4610 13/07/2018	---	---	1.0000	B	28/11/2018
6,091,218,404	1.00	3.90	Actual/Actual	30/01/2033	15	---	/02 - 01/02 - 31/	3.90	1	GGB-FXD-300133-15Y-3.900-1.000	---	---	---	78.6730 13/07/2018	---	---	1.0000	B	28/11/2018
4,805,399,486	1.00	4.00	Actual/Actual	30/01/2037	19	---	/02 - 01/02 - 31/	4.00	1	GGB-FXD-300137-19Y-4.000-1.000	---	---	---	77.0370 13/07/2018	---	---	1.0000	B	28/11/2018
4,603,713,186	1.00	4.20	Actual/Actual	30/01/2042	24	---	/02 - 01/02 - 31/	4.20	1	GGB-FXD-300142-24Y-4.200-1.000	---	---	---	77.7640 13/07/2018	---	---	1.0000	B	28/11/2018
550,418,123	1.00	3.00	Actual/Actual	24/02/2023	11	---	24/02	3.00	1	GGB-FXD-240223-11Y-2.000-1.000	---	---	---	10.0000 22/06/2015	---	---	---	---	---
445,007,576	1.00	3.00	Actual/Actual	24/02/2024	12	---	24/02	3.00	1	GGB-FXD-240224-12Y-2.000-1.000	---	---	---	10.0000 22/06/2015	---	---	---	---	---
423,674,226	1.00	3.00	Actual/Actual	24/02/2025	13	---	24/02	3.00	1	GGB-FXD-240225-13Y-2.000-1.000	---	---	---	10.0000 22/06/2015	---	---	---	---	---
212,292,153	1.00	3.00	Actual/Actual	24/02/2026	14	---	24/02	3.00	1	GGB-FXD-240226-14Y-2.000-1.000	---	---	---	10.0000 22/06/2015	---	---	---	---	---
160,621,352	1.00	3.00	Actual/Actual	24/02/2027	15	---	24/02	3.00	1	GGB-FXD-240227-15Y-2.000-1.000	---	---	---	10.0000 22/06/2015	---	---	---	---	---
183,244,055	1.00	3.00	Actual/Actual	24/02/2028	16	---	24/02	3.00	1	GGB-FXD-240228-16Y-2.000-1.000	---	---	---	10.0000 22/06/2015	---	---	---	---	---
164,802,894	1.00	3.00	Actual/Actual	24/02/2029	17	---	24/02	3.00	1	GGB-FXD-240229-17Y-2.000-1.000	---	---	---	10.0000 22/06/2015	---	---	---	---	---
165,460,943	1.00	3.00	Actual/Actual	24/02/2030	18	---	24/02	3.00	1	GGB-FXD-240230-18Y-2.000-1.000	---	---	---	10.0000 22/06/2015	---	---	---	---	---
129,007,241	1.00	3.00	Actual/Actual	24/02/2031	19	---	24/02	3.00	1	GGB-FXD-240231-19Y-2.000-1.000	---	---	---	10.0000 22/06/2015	---	---	---	---	---
126,192,683	1.00	3.00	Actual/Actual	24/02/2032	20	---	24/02	3.00	1	GGB-FXD-240232-20Y-2.000-1.000	---	---	---	10.0000 22/06/2015	---	---	---	---	---
146,905,168	1.00	3.00	Actual/Actual	24/02/2033	21	---	24/02	3.00	1	GGB-FXD-240233-21Y-2.000-1.000	---	---	---	10.0000 22/06/2015	---	---	---	---	---
154,475,606	1.00	3.00	Actual/Actual	24/02/2034	22	---	24/02	3.00	1	GGB-FXD-240234-22Y-2.000-1.000	---	---	---	10.0000 22/06/2015	---	---	---	---	---
144,429,441	1.00	3.00	Actual/Actual	24/02/2035	23	---	24/02	3.00	1	GGB-FXD-240235-23Y-2.000-1.000	---	---	---	10.0000 22/06/2015	---	---	---	---	---
166,211,676	1.00	3.00	Actual/Actual	24/02/2036	24	---	24/02	3.00	1	GGB-FXD-240236-24Y-2.000-1.000	---	---	---	10.0000 22/06/2015	---	---	---	---	---
145,461,669	1.00	3.00	Actual/Actual	24/02/2037	25	---	24/02	3.00	1	GGB-FXD-240237-25Y-2.000-1.000	---	---	---	10.0000 22/06/2015	---	---	---	---	---
146,941,087	1.00	3.00	Actual/Actual	24/02/2038	26	---	24/02	3.00	1	GGB-FXD-240238-26Y-2.000-1.000	---	---	---	10.0000 22/06/2015	---	---	---	---	---
135,115,612	1.00	3.00	Actual/Actual	24/02/2039	27	---	24/02	3.00	1	GGB-FXD-240239-27Y-2.000-1.000	---	---	---	10.0000 22/06/2015	---	---	---	---	---
141,909,637	1.00	3.00	Actual/Actual	24/02/2040	28	---	24/02	3.00	1	GGB-FXD-240240-28Y-2.000-1.000	---	---	---	10.0000 22/06/2015	---	---	---	---	---
136,788,720	1.00	3.00	Actual/Actual	24/02/2041	29	---	24/02	3.00	1	GGB-FXD-240241-29Y-2.000-1.000	---	---	---	10.0000 22/06/2015	---	---	---	---	---
163,643,410	1.00	3.00	Actual/Actual	24/02/2042	30	---	24/02	3.00	1	GGB-FXD-240242-30Y-2.000-1.000	---	---	---	10.0000 22/06/2015	---	---	---	---	---
742,153	1,000.00	0.40	FLR Actual/360	10/08/2019	5	---	10/02 - 10/08	---	1	GGB-FLT-100819-05Y-0.934-1.000	---	---	---	---	---	---	50.0001	B	12/12/2017
2,500,000	1,000.00	3.88	Actual/Actual	12/03/2029	10	---	12/03	3.88	1	GGB-FXD-120329-10Y-3.875-1.000	---	---	---	---	---	---	---	---	---
3,000,000	1,000.00	3.38	Actual/Actual	15/02/2025	7	---	15/02	3.38	1	GGB-FXD-150225-07Y-3.375-1.000	---	---	---	---	---	---	---	---	---
250,250	1,000.00	2.90	Actual/Actual	20/03/2023	4	---	20/03	2.90	1	GGB-FXD-200323-04Y-2.900-1.000	---	---	---	---	---	---	---	---	---
964,000	1,000.00	3.25	Actual/Actual	20/03/2025	6	---	20/03	3.25	1	GGB-FXD-200325-06Y-3.250-1.000	---	---	---	---	---	---	---	---	---
2,100,000	1,000.00	3.55	Actual/Actual	20/03/2026	7	---	20/03	3.55	1	GGB-FXD-200326-07Y-3.550-1.000	---	---	---	---	---	---	---	---	---
2,456,470	1,000.00	4.75	Actual/Actual	17/04/2019	5	---	17/04	4.75	1	GGB-FXD-170419-05Y-4.750-1.000	---	---	---	---	---	---	---	---	---

## Government Bonds Notes

Transactions Volume = (Pieces) \* (Nominal Price). Transactions Value = (Pieces) \* (Nominal Price) \* (price %) + (Accrued interest).

The Value of current coupon for the issues with NV 0.01 euro refers to NV 100 euros

FLR: Floating Interest Rate.

[1] - The Expiration Date of the interest bearing period and the Date for coupon payment.



## Government Bonds

Number Listed Bonds	Nominal price	Today's Rate	Accrued Interest Calc	Exp. Date [1]	Duration (years)	Note	Coupons Date	Curr. coupon value	Trading Unit	Government Bonds	Price min	Price max	Closing price	Previous closing price/date	Volume	Transactions Value	Price	Last order Buy / Sell	Date
---------------------	---------------	--------------	-----------------------	---------------	------------------	------	--------------	--------------------	--------------	------------------	-----------	-----------	---------------	-----------------------------	--------	--------------------	-------	-----------------------	------

## Government Bonds Notes

Transactions Volume = (Pieces) \* (Nominal Price). Transactions Value = (Pieces) \* (Nominal Price) \* (price %) + (Accrued interest).

The Value of current coupon for the issues with NV 0.01 euro refers to NV 100 euros

FLR: Floating Interest Rate.

[1] - The Expiration Date of the interest bearing period and the Date for coupon payment.

## Treasury Bills &amp; Zero Coupon Government Bonds

Issue Date	13-Week Maturity									26-Week Maturity									52-Week Maturity								
	Exp. Date	Initial Rate	Num Listed Bonds	Nominal price	Issue price	Last Trade Price	Last Trade Date	Volume Traded	Note	Exp. Date	Initial Rate	Num Listed Bonds	Nominal price	Issue price	Last Trade Price	Last Trade Date	Volume Traded	Note	Exp. Date	Initial Rate	Num Listed Bonds	Nominal price	Issue price	Last Trade Price	Last Trade Date	Volume Traded	Note
15/06/2018	---	---	---	---	---	---	---	---	---	---	---	---	---	---	---	---	---	---	14/06/2019	1.09	1,000,000	1,000.00	989.10	---	---	---	---
14/09/2018	---	---	---	---	---	---	---	---	---	---	---	---	---	---	---	---	---	---	13/09/2019	1.09	1,000,000	1,000.00	989.10	---	---	---	---
14/12/2018	---	---	---	---	---	---	---	---	---	---	---	---	---	---	---	---	---	---	13/12/2019	1.09	1,000,000	1,000.00	989.10	---	---	---	---
15/03/2019	---	---	---	---	---	---	---	---	---	---	---	---	---	---	---	---	---	---	13/03/2020	0.95	1,000,000	1,000.00	990.50	---	---	---	---

Bonds in Circulation	Currency / Min nominal traded Value	Coupons Payment Date	Current Coupon Value	Note	Coupon	Trading Unit	Issue Date	Duration (years)	Today's Interest	A.I.C in days	Bonds	Last price of previous days		Last Outcry in Cash (euro)			Trades in Pieces	Life min	Life Max
												Price	Buy / Sell	Price	Buy / Sell	Date			
<b>Corporate Bonds in Foreign Currency and Euro</b>																			
103,746	GBP / 10	01/12	0.25	---	60	1	01/12/1930	98	2.5	360	National Mortgage Bank	2.27	05/02/1996	2.27	S	05/02/1996	---	2.27	2.27
0	GBP / 10	01/12	0.25	---	62	1	01/12/1928	100	2.5	360	National Mortgage Bank	---	---	---	---	---	---	---	---

## Government Bonds Notes

A.I.C: Accrued Interest Calculation base.

FLR: Floating Interest Rate.

The minimum tradeable Nominal Value for all Demeterialised Government Titles is 100 Euros.

(μτφρ-0)

**Athex & ATHEXClear Members List**

Member Name	Stock Market			Derivatives Market		ATHEXClear Member				
	Address	Phone	Fax	Market Member	Remote Member	Market Maker	Proprietary	Market Maker	General Clearing	Direct Clearing
A. SARRIS SECURITIES S.A.				a						
6, DRAGATSANIOU ATHINA	+30 2103367700	210-3312324								
ALPHA BANK A.E.									a	
40, STADIOU STR ATHINA	(210)-3260000	(210)-3264116								
	(210)-3265546	(210)-3265811								
103, AVE. ATHINON ATHINA	+30 2103436820	210-3436270								
ALPHA FINANCE INVESTMENT SERVICES S.A.				a		a	a	a		a
5, MERLIN ATHINA	+30 2103677400	210-33311193								
ARDU PRIME SECURITIES S.A.				a			a			
12-14, KARAGIORGI SERVIAS ATHINA	+30 2103800820	210-3000854								
ARGUS STOCKBROKERS LTD				a	a		a			
25, DIMOSTHENI SEVERI AVE NICOSIA	+357 22717000	0035722717070								
ATLANTIC SECURITIES LIMITED				a	a					
37, PRODROMOU NICOSIA	+357 22445400	00357 22661914								
AXIA VENTURES GROUP LTD				a	a					
, KRANIDIOTI 10, OFFICE 102 NICOSIA	+357 22742000	357 22742001								
AXON SECURITIES S.A.				a			a			
48, STADIOU ATHINA	+30 2103363800	210-3243903								
BETA SECURITIES S.A.				a		a	a			a
29, ALEXANDRAS AVEN. & VRAILA ATHINA	+30 2106478900	210-6410139								
BNP PARIBAS SECURITIES SERVICES									a	
2, LAMPSAKOU ATHINA	+30 2107468500	210-7468579-581								
CAPITAL SECURITIES S.A.				a			a			
58, MITROPOLEOS ATHINA	+30 2103369700	+30 210 3369820								
CFS SECURITIES-INVESTMENT SERVICES S.A.				a						
3, PAPARRIGOPOULOU ATHINA	+30 2103360800	+30 210-3360980								
CITIGROUP GLOBAL MARKET LTD				a	a					
1, CITIGROUP CENTER, CANADA SQ., CANARY WHARF LONDON	+44 02079864000									
CITIGROUP GLOBAL MARKETS EUROPE AG				a						
16, REUTERWEG FRANKFURT										
CREDIT SUISSE SECURITIES (EUROPE) LIMITED				a	a					
1, CABOT SQUARE LONDON	+44 2078888888									
CYCLOS SECURITIES S.A.				a			a			a
39, PANEPISTIMIOU ATHINA	+30 2103364300	+30 210-3239122								
DEUTSCHE BANK S.A.				a	a		a			
1, GREAT WINCHESTER STREET LONDON	+44 20 754 54209	00441133361437								
DYNAMIC SECURITIES S.A.				a			a			a
, SYGROU AVENUE 223 & TRALLEON 2 NEA SMYRNI	+30 2103677700	210-3677777								
EUROBANK EQUITIES INVESTMENT FIRM S.A				a		a	a	a		a
, FILELLINON 10 & XENOFONTOS 13 ATHINA	+30 2103720000	210-3720001								
EUROBANK ERGASIAS S.A.									a	
8, OTHONOS STR. ATHINA	(210)-3337969	(210)-3245916								
	(210)-3337000	(210)-3233866								
8, OTHONOS ATHINA	+30 2103337000	210-3245916								
EUROCORP INVESTMENT SERVICES S.A.				a			a			a
14, FILIKIS ETERIAS SQ, ATHINA	+30 2107263500	2107263666								
EUOTRUST INVESTMENT FIRM SA				a						
113, SEVASTOUPOLEOS ATHINA	+30 2103363100	+30 210-3238334								
EUROXX SECURITIES S.A.				a		a	a	a		a
7, PALAIOLOGOU CHALANDRI	(210)-6879400	(210)-6879401								
7, PALEOLOGOU CHALANDRI	+30 2106879400	210-6879401								
G. A. PERVANAS SECURITIES-INVESTMENT SERVICES CO S.A.				a						
7-9, SOFOKLEOUS ATHINA	+30 2103727200	210-3210-291								
GLOBAL CAPITAL SECURITIES AND FINANCIAL SERVICES LTD				a	a					
50, AVE. ARCHIEPISKOPOU MAKARIOU NICOSIA	+357 22710710	357 22339332								
HELLENIC BANK (INVESTMENTS) LTD					a					
, AVE.KYRIAKOU MATSI 31 - PO BOX 24747 NICOSIA	+357 22500100	357 22500110								
HELLENIC-AMERICAN SECURITIES S.A.				a		a	a			a
27, ANDREA PAPANDEROU ATHINA	+30 2103311100	+30 210-3215968								
HSBC FRANCE									a	
109-111, AVE. MESOGION ATHINA	+30 2106960000	210-6929336								
INDEX SECURITIES S.A.				a						
6, DRAGATSANIOU ATHINA	+30 2103213920	+30 210-3213216								

**Athex & ATHEXClear Members List**

Member Name				Stock Market			Derivatives Market		ATHEXClear Member	
	Address	Phone	Fax	Market Member	Remote Member	Market Maker	Proprietary	Market Maker	General Clearing	Direct Clearing
INVESTMENT BANK OF GREECE S.A.				a		a	a	a	a	
32 , EGIALIAS & PARADISOU MAROUSI	+30 2108173111	+30 210-6896325								
J. CHR. MAVRIKIS SECURITIES S.A.				a						
5, SOFOKLEOUS ATHINA	+30 2103216730	210-3217767								
KAPPA SECURITIES S.A.				a			a			
15, VALAORITOU ATHINA	+30 2103678600	+30 210-3641002								
KARAMANOF SECURITIES AND INVESTMENT SERVICES S.A.				a			a			
2, SQ. AGION THEODORON ATHINA	+30 2103212947	+30 210-3217088								
LAIKI FINANCIAL SERVICES LTD					a					
26, AVE. VYRONOS NICOSIA	357 22367367	357 22718567								
LEON DEPOLAS SECURITIES S.A.				a		a	a			
1, CHRISTOU LADA ATHINA	+30 2103213276	+30 210-3211618								
MEGA EQUITY SECURITIES & FINANCIAL SERVICES PUBLIC LTD				a	a		a			
42-44, AVE. GRIVA DIGENI NICOSIA	+357 22711711	357 22711811								
MERIT SECURITIES S.A				a		a	a			a
5, SOFOKLEOUS ATHINA	+30 2141008800	210-3671830								
MERRILL LYNCH INTERNATIONAL				a	a					
2 , KING EDWARD STREET LONDON	+44 20276281000									
N. CHRYSOCHOIDIS STOCK BROKERAGE I.S.S.A.				a			a			a
7-9, SOFOKLEOUS ATHINA	+30 2103213913	+30 210-3216115								
NATIONAL BANK OF GREECE S.A.				a		a	a		a	
68, AKADIMIAS STR. ATHINA	(210)-3328817	(210)-3328678								
86, AIOLOU STR. ATHINA	(210)-3341000	(210)-3228187								
NATIONAL SECURITIES S.A				a		a	a	a		
66, KIFISIAS AVE , BUILDING A ATHINA	+30 2107720000	+30 210-7720002								
NUNTIUS BROKERAGE AND INVESTMENT SERVICES S.A				a						
6, DRAGATSANIOU ATHINA	+30 2103350599	+30210-3254846								
ONE PLUS CAPITAL LIMITED				a	a					
, 75 PRODROMOU AVENUE, ONEWORLD PARKVIEW HOUSE, 3RD FLOOR	+30 2122873760									
PANTELAKIS SECURITIES S.A.				a		a	a	a		
57, ETHNIKIS ANTISTATIS B CHALANDRI	+30 2106965000	210-6929550								
PEGASUS SECURITIES S.A				a			a			
17 , VALAORITOU & AMERIKIS ATHINA	+30 2103670700	+30 210-3670760								
PIRAEUS BANK S.A.				a			a		a	
4, AMERIKIS STR. ATHINA	(210)-3335000	(210)-3335079								
4, AMERIKIS ATHINA	+30 2103335000	210-3335079								
4, AMERIKIS STR ATHINA	(210)-3335918	(210)-3254207								
PIRAEUS SECURITIES S.A.				a		a	a	a		a
10, STADIU ATHINA	+30 2103354100	210-3354170								
PRELIUM INVESTMENT SERVICES S.A.				a			a			
342, KIFISIAS ATHINA	+30 2103677044	+30 210-6926403								
PROCHOICE SECURITIES LTD				a	a					
57, SPYROU KYPRIANOY NICOSIA	+357-24-661192	+357-24-662464								
SHARELINK SECURITIES-FINANCIAL SERVICES LTD				a	a		a			
6 , THEOTOKI MEGARO ELLINA NICOSIA	+357 22554200	+357 22750852								
SOCIETE GENERALE S.A.				a	a		a			
, 17 COURS VALMY 92987 PUTEAUX - LA DEFENSE PARIS	+33 157290504	+33142138697								
SOLIDUS SECURITIES S.A				a			a			a
64, LOUIZIS RIANCOUR ATHINA	+30 2106900600	210-6985421								
ST. EM. LAVRENTAKIS SECURITIES S.A.				a			a			
7-9, SOFOKLEOUS ATHINA	+30 2103213336	+30 210-3246572								
THE CYPRUS INVESTMENT & SECURITIES CORPORATION LTD				a	a					
154, LIMASSOL AVENUE, STROVOLOS NICOSIA	+357 22121700	357 22338800								
UBS LIMITED					a					
1 , FINSBURY AVENUE LONDON	+44 2075687135									

List of Stocks under Market Making operations

Securities	Market Maker	Start Market Making	Stock Category
ADMIE (IPTO) HOLDING S.A. (CR)	PIRAEUS SECURITIES S.A.	29/06/2017	Main Market
ALPHA BANK (CR)	ALPHA FINANCE INVESTMENT SERVICES S.A.	29/02/2016	Main Market
	EUROBANK EQUITIES INVESTMENT FIRM S.A	24/10/2012	
	HELLENIC-AMERICAN SECURITIES S.A.	06/02/2019	
	LEON DEPOLAS SECURITIES S.A.	04/01/2016	
	MERIT SECURITIES S.A	03/09/2013	
	NATIONAL SECURITIES S.A	15/01/2013	
	PIRAEUS SECURITIES S.A.	28/05/2013	
ALUMIL (CR)	BETA SECURITIES S.A.	18/07/2013	Main Market
ATTICA BANK S.A. (CR)	BETA SECURITIES S.A.	02/06/2014	Main Market
	EUROXX SECURITIES S.A.	22/01/2016	
	PIRAEUS SECURITIES S.A.	20/09/2017	
ATTICA HOLDINGS (CR)	HELLENIC-AMERICAN SECURITIES S.A.	28/12/2017	Main Market
AUTOHELLAS SA (CR)	EUROXX SECURITIES S.A.	02/07/2018	Main Market
BYTE COMPUTER SA (CR)	MERIT SECURITIES S.A	04/08/2013	Main Market
CC HBC AG (CR)	EUROBANK EQUITIES INVESTMENT FIRM S.A	23/10/2013	Main Market
	NATIONAL SECURITIES S.A	29/04/2013	
	PIRAEUS SECURITIES S.A.	04/05/2015	
CENERGY HOLDINGS (CB)	ALPHA FINANCE INVESTMENT SERVICES S.A.	02/01/2017	Main Market
	EUROBANK EQUITIES INVESTMENT FIRM S.A	02/01/2017	
CNL CAPITAL (CR)	MERIT SECURITIES S.A	01/10/2018	Main Market
EKTER SA (CR)	EUROBANK EQUITIES INVESTMENT FIRM S.A	16/10/2017	Main Market
	LEON DEPOLAS SECURITIES S.A.	21/05/2018	
ELASTRON (CR)	LEON DEPOLAS SECURITIES S.A.	20/02/2017	Main Market
ELLAKTOR (CR)	ALPHA FINANCE INVESTMENT SERVICES S.A.	14/03/2019	Main Market
	EUROBANK EQUITIES INVESTMENT FIRM S.A	01/06/2013	
	EUROXX SECURITIES S.A.	24/09/2018	
	HELLENIC-AMERICAN SECURITIES S.A.	14/01/2019	
	NATIONAL SECURITIES S.A	25/06/2013	
	PIRAEUS SECURITIES S.A.	22/10/2018	
ELTON SA (CR)	BETA SECURITIES S.A.	03/09/2013	Main Market
ELVALHALCOR (CB)	ALPHA FINANCE INVESTMENT SERVICES S.A.	07/05/2018	Main Market
	EUROBANK EQUITIES INVESTMENT FIRM S.A	07/05/2018	
EUROBANK ERGASIAS (CR)	ALPHA FINANCE INVESTMENT SERVICES S.A.	08/01/2013	Main Market
	EUROBANK EQUITIES INVESTMENT FIRM S.A	01/06/2013	
	HELLENIC-AMERICAN SECURITIES S.A.	25/07/2014	
	MERIT SECURITIES S.A	06/11/2017	
	NATIONAL SECURITIES S.A	01/01/2017	
	PIRAEUS SECURITIES S.A.	28/09/2013	
FOURLIS (CR)	EUROBANK EQUITIES INVESTMENT FIRM S.A	01/12/2016	Main Market
	EUROXX SECURITIES S.A.	01/12/2016	
	PIRAEUS SECURITIES S.A.	06/03/2017	
GEK TERNA (CR)	HELLENIC-AMERICAN SECURITIES S.A.	07/09/2015	Main Market
GR. SARANTIS S.A. (CR)	ALPHA FINANCE INVESTMENT SERVICES S.A.	19/06/2018	Main Market
	BETA SECURITIES S.A.	14/05/2013	
	EUROBANK EQUITIES INVESTMENT FIRM S.A	24/10/2016	
GRIVALIA PROPERTIES (CR)	EUROBANK EQUITIES INVESTMENT FIRM S.A	20/09/2017	Main Market

List of Stocks under Market Making operations

Securities	Market Maker	Start Market Making	Stock Category
<b>HELLENIC EXCHANGES-A.S.E. (CR)</b>			Main Market
NATIONAL SECURITIES S.A		25/06/2013	
PIRAEUS SECURITIES S.A.		04/05/2015	
<b>HELLENIC PETROLEUM (CR)</b>			Main Market
HELLENIC-AMERICAN SECURITIES S.A.		14/09/2015	
PIRAEUS SECURITIES S.A.		20/03/2017	
<b>IKTINOS HELLAS SA (CR)</b>			Main Market
EUROBANK EQUITIES INVESTMENT FIRM S.A		25/02/2019	
<b>INTRACOM CONSTR. (CR)</b>			Main Market
MERIT SECURITIES S.A		05/06/2018	
<b>INTRACOM HOLDINGS (CR)</b>			Main Market
ALPHA FINANCE INVESTMENT SERVICES S.A.		03/08/2018	
LEON DEPOLAS SECURITIES S.A.		08/10/2018	
<b>INTRALOT (CR)</b>			Main Market
ALPHA FINANCE INVESTMENT SERVICES S.A.		03/07/2017	
BETA SECURITIES S.A.		10/04/2017	
EUROBANK EQUITIES INVESTMENT FIRM S.A		18/12/2017	
EUROXX SECURITIES S.A.		12/06/2017	
HELLENIC-AMERICAN SECURITIES S.A.		30/05/2018	
PANTELAKIS SECURITIES S.A.		07/05/2018	
PIRAEUS SECURITIES S.A.		28/09/2013	
<b>J &amp; P - AVAX SA (CR)</b>			Main Market
EUROBANK EQUITIES INVESTMENT FIRM S.A		14/12/2015	
<b>JUMBO SA (CR)</b>			Main Market
MERIT SECURITIES S.A		06/11/2017	
PIRAEUS SECURITIES S.A.		06/03/2017	
<b>KLOUKINAS - LAPPAS SA (CR)</b>			Main Market
BETA SECURITIES S.A.		22/09/2014	
<b>KRI-KRI S.A. (CR)</b>			Main Market
EUROBANK EQUITIES INVESTMENT FIRM S.A		07/05/2018	
LEON DEPOLAS SECURITIES S.A.		16/01/2017	
<b>LAMDA DEVELOPMENT SA (CR)</b>			Main Market
EUROBANK EQUITIES INVESTMENT FIRM S.A		08/12/2014	
PANTELAKIS SECURITIES S.A.		06/11/2017	
PIRAEUS SECURITIES S.A.		29/06/2017	
<b>LAMPSA HOTEL SA (CR)</b>			Main Market
LEON DEPOLAS SECURITIES S.A.		16/01/2017	
<b>MARFIN INVESTMENT GROUP (CR)</b>			Main Market
PIRAEUS SECURITIES S.A.		02/02/2013	
<b>MLS MULTIMEDIA SA (CR)</b>			Main Market
HELLENIC-AMERICAN SECURITIES S.A.		07/12/2015	
<b>MOTOR OIL (CR)</b>			Main Market
HELLENIC-AMERICAN SECURITIES S.A.		01/09/2014	
MERIT SECURITIES S.A		25/02/2019	
NATIONAL SECURITIES S.A		17/02/2014	
PIRAEUS SECURITIES S.A.		04/05/2015	
<b>MYTILINEOS HOLDINGS (CR)</b>			Main Market
EUROBANK EQUITIES INVESTMENT FIRM S.A		20/09/2017	
MERIT SECURITIES S.A		25/02/2019	
NATIONAL SECURITIES S.A		25/06/2013	
PIRAEUS SECURITIES S.A.		04/05/2015	
<b>NATIONAL BANK (CR)</b>			Main Market
ALPHA FINANCE INVESTMENT SERVICES S.A.		08/01/2013	
EUROBANK EQUITIES INVESTMENT FIRM S.A		24/10/2012	
HELLENIC-AMERICAN SECURITIES S.A.		25/07/2014	
LEON DEPOLAS SECURITIES S.A.		20/04/2015	
MERIT SECURITIES S.A		03/09/2013	
NATIONAL SECURITIES S.A		28/02/2013	
PIRAEUS SECURITIES S.A.		08/09/2013	
<b>OPAP (CR)</b>			Main Market
ALPHA FINANCE INVESTMENT SERVICES S.A.		08/01/2013	
EUROBANK EQUITIES INVESTMENT FIRM S.A		24/10/2012	
HELLENIC-AMERICAN SECURITIES S.A.		25/07/2014	
MERIT SECURITIES S.A		20/03/2017	
NATIONAL SECURITIES S.A		15/01/2013	
PIRAEUS SECURITIES S.A.		04/05/2015	

List of Stocks under Market Making operations

Securities	Market Maker	Start Market Making	Stock Category
<b>OTE (CR)</b>			
	ALPHA FINANCE INVESTMENT SERVICES S.A.	08/01/2013	Main Market
	EUROBANK EQUITIES INVESTMENT FIRM S.A	24/10/2012	
	HELLENIC-AMERICAN SECURITIES S.A.	25/07/2014	
	MERIT SECURITIES S.A	20/03/2017	
	NATIONAL SECURITIES S.A	01/12/2012	
	PIRAEUS SECURITIES S.A.	08/09/2013	
<b>P.P.A. S.A. (CR)</b>			
	EUROBANK EQUITIES INVESTMENT FIRM S.A	06/02/2019	Main Market
<b>PAPOUTSANIS (CR)</b>			
	ALPHA FINANCE INVESTMENT SERVICES S.A.	19/11/2018	Main Market
	BETA SECURITIES S.A.	25/11/2013	
<b>PETROPOULOS PETROS (CR)</b>			
	BETA SECURITIES S.A.	28/05/2013	Main Market
<b>PIRAEUS BANK (CR)</b>			
	EUROBANK EQUITIES INVESTMENT FIRM S.A	23/10/2012	Main Market
	EUROXX SECURITIES S.A.	15/02/2016	
	HELLENIC-AMERICAN SECURITIES S.A.	14/01/2019	
	MERIT SECURITIES S.A	16/09/2013	
	NATIONAL SECURITIES S.A	02/06/2013	
	PIRAEUS SECURITIES S.A.	16/02/2013	
<b>PLAISIO COMPUTERS SA (CR)</b>			
	BETA SECURITIES S.A.	05/05/2014	Main Market
	EUROBANK EQUITIES INVESTMENT FIRM S.A	02/03/2015	
<b>PPC (CR)</b>			
	ALPHA FINANCE INVESTMENT SERVICES S.A.	23/07/2018	Main Market
	ALPHA FINANCE INVESTMENT SERVICES S.A.	08/01/2013	
	EUROBANK EQUITIES INVESTMENT FIRM S.A	23/10/2012	
	MERIT SECURITIES S.A	06/11/2017	
	NATIONAL SECURITIES S.A	26/03/2013	
	PIRAEUS SECURITIES S.A.	28/09/2013	
<b>QUALITY &amp; RELIABILITY SA (CR)</b>			
	BETA SECURITIES S.A.	20/08/2014	Main Market
<b>QUEST HOLDINGS (CR)</b>			
	BETA SECURITIES S.A.	26/03/2018	Main Market
	EUROBANK EQUITIES INVESTMENT FIRM S.A	28/01/2019	
<b>S.KANAKIS SA (CR)</b>			
	BETA SECURITIES S.A.	01/10/2013	Main Market
<b>THRACE PLASTICS SA (CR)</b>			
	ALPHA FINANCE INVESTMENT SERVICES S.A.	26/03/2018	Main Market
	EUROBANK EQUITIES INVESTMENT FIRM S.A	26/03/2018	
<b>TITAN CEMENT (CR)</b>			
	NATIONAL SECURITIES S.A	17/02/2014	Main Market
	PANTELAKIS SECURITIES S.A.	14/03/2019	
	PIRAEUS SECURITIES S.A.	04/05/2015	
<b>VIOHALCO SA/NV (CB)</b>			
	ALPHA FINANCE INVESTMENT SERVICES S.A.	17/02/2014	Main Market
	EUROBANK EQUITIES INVESTMENT FIRM S.A	01/01/2017	
	MERIT SECURITIES S.A	17/03/2014	



Underlying Asset				Derivatives Market													
Price max	Price min	Closing price	change	Delivery Month	Open price	Price max	Price min	Last price	Closing price	Last Bid	Last Ask	Fixing price*	Life high	Life low	Trades	Volume	Open Interest
<b>FTSE/Athex Large Cap</b>																	
1,873.43	1,844.93	1,859.92	0.57%	April 2019	1,843.00	1,876.75	1,843.00	1,866.00	1,866.00	---	---	---	1,905.00	---	274	1,104	5,533
				May 2019	1,859.25	1,865.00	1,843.00	1,861.00	1,861.00	---	---	---	1,895.00	---	13	25	339
				June 2019	---	---	---	---	1,858.75	---	---	---	1,875.00	---	---	---	2
				September 2019	---	---	---	---	1,868.00	---	---	---	---	---	---	---	---
				December 2019	---	---	---	---	1,877.50	---	---	---	---	---	---	---	---
				March 2020	---	---	---	---	1,886.75	---	---	---	---	---	---	---	---

(Trade Unit: 1 Index Point x 2€, Cash Settlement)

Derivatives notes

Fixing prices and final open positions can be retrieved from the following path <http://www.helex.gr/el/web/guest/statistics-end-of-day-derivatives>

Underlying Asset				Derivatives Market													
Price max	Price min	Closing price	change	Delivery Month	Open price	Price max	Price min	Last price	Closing price	Last Bid	Last Ask	Fixing price*	Life high	Life low	Trades	Volume	Open Interest
<b>ADMIE (IPTO) HOLDING S.A. (CR)</b>																	
(Contract Size: 100 Securities, Physical Delivery)																	
1.78	1.756	1.762	-0.23%	June 2019	1.76	1.78	1.76	1.76	1.76	---	---	---	1.88	---	11	46	5,652
				September 2019	---	---	---	---	1.78	---	---	---	---	---	---	---	---
				December 2019	---	---	---	---	1.79	---	---	---	---	---	---	---	---
				March 2020	---	---	---	---	1.80	---	---	---	---	---	---	---	---
<b>ALPHA BANK (CR)</b>																	
(Contract Size: 100 Securities, Physical Delivery)																	
1.255	1.19	1.215	-2.41%	June 2019	1.25	1.26	1.20	1.22	1.22	---	---	---	1.43	---	379	7,335	34,392
				September 2019	---	---	---	---	1.26	---	---	---	---	---	---	---	---
				December 2019	---	---	---	---	1.26	---	---	---	---	---	---	---	---
				March 2020	---	---	---	---	1.27	---	---	---	---	---	---	---	---
<b>ATTICA BANK S.A. (CR)</b>																	
(Contract Size: 100 Securities, Physical Delivery)																	
0.199	0.188	0.191	0.42%	June 2019	0.197	0.198	0.197	0.197	0.197	---	---	---	0.211	---	4	200	2,732
				September 2019	---	---	---	---	0.192	---	---	---	---	---	---	---	---
				December 2019	---	---	---	---	0.193	---	---	---	---	---	---	---	---
				March 2020	---	---	---	---	0.194	---	---	---	---	---	---	---	---
<b>CC HBC AG (CR)</b>																	
(Contract Size: 100 Securities, Physical Delivery)																	
30.8	30.41	30.74	0.99%	June 2019	30.52	30.78	30.52	30.78	30.78	---	---	---	31.20	---	16	90	218
				September 2019	---	---	---	---	30.75	---	---	---	---	---	---	---	---
				December 2019	---	---	---	---	30.90	---	---	---	---	---	---	---	---
				March 2020	---	---	---	---	31.06	---	---	---	---	---	---	---	---
<b>CENERGY HOLDINGS (CB)</b>																	
(Contract Size: 100 Securities, Physical Delivery)																	
1.296	1.27	1.286	-0.77%	June 2019	1.29	1.30	1.29	1.30	1.30	---	---	---	1.38	---	6	18	6,843
				September 2019	---	---	---	---	1.31	---	---	---	---	---	---	---	---
				December 2019	---	---	---	---	1.32	---	---	---	---	---	---	---	---
				March 2020	---	---	---	---	1.32	---	---	---	---	---	---	---	---
<b>ELLAKTOR (CR)</b>																	
(Contract Size: 100 Securities, Physical Delivery)																	
1.6	1.55	1.598	2.70%	June 2019	1.56	1.61	1.56	1.59	1.59	---	---	---	1.67	---	51	533	11,209
				September 2019	---	---	---	---	1.57	---	---	---	---	---	---	---	---
				December 2019	---	---	---	---	1.58	---	---	---	---	---	---	---	---
				March 2020	---	---	---	---	1.59	---	---	---	---	---	---	---	---
<b>EUROBANK ERGASIAS (CR)</b>																	
(Contract Size: 100 Securities, Physical Delivery)																	
0.6635	0.6295	0.657	2.50%	June 2019	0.636	0.655	0.620	0.652	0.652	---	---	---	0.697	---	142	3,527	64,994
				September 2019	---	---	---	---	0.647	---	---	---	0.660	---	---	---	---
				December 2019	---	---	---	---	0.651	---	---	---	---	---	---	---	---
				March 2020	---	---	---	---	0.654	---	---	---	---	---	---	---	---

Derivatives notes

Fixing prices and final open positions can be retrieved from the following path <http://www.helex.gr/el/web/guest/statistics-end-of-day-derivatives>

Underlying Asset				Derivatives Market													
Price max	Price min	Closing price	change	Delivery Month	Open price	Price max	Price min	Last price	Closing price	Last Bid	Last Ask	Fixing price*	Life high	Life low	Trades	Volume	Open Interest
<b>EYDAP S.A. (CR)</b>				(Contract Size: 100 Securities, Physical Delivery)													
5.5	5.38	5.46	0.00%	June 2019	5.44	5.44	5.44	5.44	5.44	---	---	---	5.56	---	1	5	578
				September 2019	---	---	---	---	5.52	---	---	---	---	---	---	---	---
				December 2019	---	---	---	---	5.54	---	---	---	---	---	---	---	---
				March 2020	---	---	---	---	5.57	---	---	---	---	---	---	---	---
<b>FOURLIS (CR)</b>				(Contract Size: 100 Securities, Physical Delivery)													
5.17	5.07	5.11	0.20%	June 2019	5.17	5.17	5.08	5.08	5.08	---	---	---	5.17	---	9	10	116
				September 2019	---	---	---	---	5.15	---	---	---	---	---	---	---	---
				December 2019	---	---	---	---	5.18	---	---	---	---	---	---	---	---
				March 2020	---	---	---	---	5.20	---	---	---	---	---	---	---	---
<b>GEK TERNA (CR)</b>				(Contract Size: 100 Securities, Physical Delivery)													
5.07	4.94	5.03	-0.20%	June 2019	5.10	5.10	4.97	5.00	5.00	---	---	---	5.20	---	18	82	6,936
				September 2019	---	---	---	---	5.09	---	---	---	4.90	---	---	---	---
				December 2019	---	---	---	---	5.12	---	---	---	---	---	---	---	---
				March 2020	---	---	---	---	5.14	---	---	---	---	---	---	---	---
<b>GRIVALIA PROPERTIES (CR)</b>				(Contract Size: 100 Securities, Physical Delivery)													
10.16	9.75	10.1	2.96%	June 2019	9.83	10.01	9.80	10.01	10.01	---	---	---	10.34	---	4	16	44
				September 2019	---	---	---	---	9.91	---	---	---	---	---	---	---	---
				December 2019	---	---	---	---	9.96	---	---	---	---	---	---	---	---
				March 2020	---	---	---	---	10.01	---	---	---	---	---	---	---	---
<b>HELLENIC EXCHANGES-A.S.E. (CR)</b>				(Contract Size: 100 Securities, Physical Delivery)													
4.24	4.14	4.22	-0.24%	June 2019	4.20	4.22	4.16	4.22	4.22	---	---	---	4.38	---	10	37	3,373
				September 2019	---	---	---	---	4.27	---	---	---	---	---	---	---	---
				December 2019	---	---	---	---	4.29	---	---	---	---	---	---	---	---
				March 2020	---	---	---	---	4.32	---	---	---	---	---	---	---	---
<b>HELLENIC PETROLEUM (CR)</b>				(Contract Size: 100 Securities, Physical Delivery)													
8.49	8.21	8.49	3.41%	June 2019	8.33	8.46	8.33	8.45	8.45	---	---	---	8.55	---	19	95	2,269
				September 2019	---	---	---	---	8.29	---	---	---	---	---	---	---	---
				December 2019	---	---	---	---	8.33	---	---	---	---	---	---	---	---
				March 2020	---	---	---	---	8.38	---	---	---	---	---	---	---	---
<b>INTRACOM HOLDINGS (CR)</b>				(Contract Size: 100 Securities, Physical Delivery)													
0.945	0.918	0.931	-0.21%	June 2019	0.939	0.939	0.929	0.930	0.930	---	---	---	0.997	---	7	19	3,023
				September 2019	---	---	---	---	0.942	---	---	---	---	---	---	---	---
				December 2019	---	---	---	---	0.947	---	---	---	---	---	---	---	---
				March 2020	---	---	---	---	0.952	---	---	---	---	---	---	---	---

Derivatives notes

Fixing prices and final open positions can be retrieved from the following path <http://www.helex.gr/el/web/guest/statistics-end-of-day-derivatives>

Underlying Asset				Derivatives Market													
Price max	Price min	Closing price	change	Delivery Month	Open price	Price max	Price min	Last price	Closing price	Last Bid	Last Ask	Fixing price*	Life high	Life low	Trades	Volume	Open Interest
<b>INTRALOT (CR)</b>				(Contract Size: 100 Securities, Physical Delivery)													
0.4925	0.482	0.484	-0.21%	June 2019	0.485	0.489	0.484	0.484	0.484	---	---	---	0.545	---	7	153	5,029
				September 2019	---	---	---	---	0.490	---	---	---	---	---	---	---	---
				December 2019	---	---	---	---	0.492	---	---	---	---	---	---	---	---
				March 2020	---	---	---	---	0.495	---	---	---	---	---	---	---	---
<b>JUMBO SA (CR)</b>				(Contract Size: 100 Securities, Physical Delivery)													
15	14.66	14.86	0.54%	June 2019	14.68	14.86	14.65	14.75	14.75	---	---	---	14.86	---	22	57	581
				September 2019	---	---	---	---	14.93	---	---	---	---	---	---	---	---
				December 2019	---	---	---	---	15.00	---	---	---	---	---	---	---	---
				March 2020	---	---	---	---	15.08	---	---	---	---	---	---	---	---
<b>LAMDA DEVELOPMENT SA (CR)</b>				(Contract Size: 100 Securities, Physical Delivery)													
6.51	6.46	6.47	0.16%	June 2019	6.49	6.55	6.47	6.47	6.47	---	---	---	6.75	---	19	224	2,456
				September 2019	---	---	---	---	6.53	---	---	---	---	---	---	---	---
				December 2019	---	---	---	---	6.56	---	---	---	---	---	---	---	---
				March 2020	---	---	---	---	6.59	---	---	---	---	---	---	---	---
<b>MARFIN INVESTMENT GROUP (CR)</b>				(Contract Size: 100 Securities, Physical Delivery)													
0.084	0.0819	0.0821	-2.84%	June 2019	0.085	0.085	0.082	0.082	0.082	---	---	---	0.100	---	37	981	62,598
				September 2019	---	---	---	---	0.085	---	---	---	---	---	---	---	---
				December 2019	---	---	---	---	0.086	---	---	---	---	---	---	---	---
				March 2020	---	---	---	---	0.086	---	---	---	---	---	---	---	---
<b>MOTOR OIL (CR)</b>				(Contract Size: 100 Securities, Physical Delivery)													
21.6	21.1	21.1	-1.40%	June 2019	21.45	21.50	21.37	21.37	21.37	---	---	---	21.81	---	6	17	177
				September 2019	---	---	---	---	21.62	---	---	---	---	---	---	---	---
				December 2019	---	---	---	---	21.72	---	---	---	---	---	---	---	---
				March 2020	---	---	---	---	21.83	---	---	---	---	---	---	---	---
<b>MYTILINEOS HOLDINGS (CR)</b>				(Contract Size: 100 Securities, Physical Delivery)													
8.93	8.79	8.86	0.23%	June 2019	8.88	8.96	8.87	8.89	8.89	---	---	---	9.20	---	55	329	8,840
				September 2019	---	---	---	---	8.93	---	---	---	---	---	---	---	---
				December 2019	---	---	---	---	8.97	---	---	---	---	---	---	---	---
				March 2020	---	---	---	---	9.02	---	---	---	---	---	---	---	---
<b>NATIONAL BANK (CR)</b>				(Contract Size: 100 Securities, Physical Delivery)													
1.583	1.478	1.539	0.26%	June 2019	1.55	1.59	1.48	1.54	1.54	---	---	---	1.76	---	351	7,328	34,008
				September 2019	---	---	---	---	1.55	---	---	---	---	---	---	---	---
				December 2019	---	---	---	---	1.56	---	---	---	---	---	---	---	---
				March 2020	---	---	---	---	1.57	---	---	---	---	---	---	---	---

Derivatives notes

Fixing prices and final open positions can be retrieved from the following path <http://www.helex.gr/el/web/guest/statistics-end-of-day-derivatives>

Underlying Asset				Derivatives Market													
Price max	Price min	Closing price	change	Delivery Month	Open price	Price max	Price min	Last price	Closing price	Last Bid	Last Ask	Fixing price*	Life high	Life low	Trades	Volume	Open Interest
<b>OPAP (CR)</b>				(Contract Size: 100 Securities, Physical Delivery)													
9.06	8.92	8.96	-0.44%	June 2019	8.78	8.84	8.77	8.82	8.82	---	---	---	9.09	---	19	125	2,657
				September 2019	---	---	---	---	9.09	---	---	---	---	---	---	---	---
				December 2019	---	---	---	---	9.14	---	---	---	---	---	---	---	---
				March 2020	---	---	---	---	9.18	---	---	---	---	---	---	---	---
<b>OTE (CR)</b>				(Contract Size: 100 Securities, Physical Delivery)													
11.69	11.29	11.58	2.30%	June 2019	11.29	11.69	11.29	11.56	11.56	---	---	---	11.69	---	134	651	3,249
				September 2019	---	---	---	---	11.43	---	---	---	---	---	---	---	---
				December 2019	---	---	---	---	11.49	---	---	---	---	---	---	---	---
				March 2020	---	---	---	---	11.55	---	---	---	---	---	---	---	---
<b>P.P.A. S.A. (CR)</b>				(Contract Size: 100 Securities, Physical Delivery)													
16.54	16.34	16.52	-0.12%	June 2019	---	---	---	---	16.62	---	---	---	17.29	---	---	---	538
				September 2019	---	---	---	---	16.71	---	---	---	---	---	---	---	---
				December 2019	---	---	---	---	16.79	---	---	---	---	---	---	---	---
				March 2020	---	---	---	---	16.87	---	---	---	---	---	---	---	---
<b>PIRAEUS BANK (CR)</b>				(Contract Size: 100 Securities, Physical Delivery)													
1.239	1.145	1.196	-0.33%	June 2019	1.18	1.25	1.15	1.21	1.21	---	---	---	1.49	---	574	7,625	20,922
				September 2019	---	---	---	---	1.21	---	---	---	1.44	---	---	---	---
				December 2019	---	---	---	---	1.22	---	---	---	---	---	---	---	---
				March 2020	---	---	---	---	1.22	---	---	---	---	---	---	---	---
<b>PPC (CR)</b>				(Contract Size: 100 Securities, Physical Delivery)													
1.593	1.54	1.57	0.83%	June 2019	1.56	1.60	1.55	1.58	1.58	---	---	---	1.75	---	110	603	16,648
				September 2019	---	---	---	---	1.57	---	---	---	---	---	---	---	---
				December 2019	---	---	---	---	1.58	---	---	---	---	---	---	---	---
				March 2020	---	---	---	---	1.59	---	---	---	---	---	---	---	---
<b>TERNA ENERGY (CR)</b>				(Contract Size: 106 Securities, Physical Delivery)													
6.57	6.44	6.53	0.77%	June 2019	6.52	6.59	6.49	6.49	6.49	---	---	---	6.65	---	21	107	3,426
				September 2019	---	---	---	---	6.55	---	---	---	---	---	---	---	---
				December 2019	---	---	---	---	6.58	---	---	---	---	---	---	---	---
				March 2020	---	---	---	---	6.61	---	---	---	---	---	---	---	---
<b>TITAN CEMENT (CR)</b>				(Contract Size: 100 Securities, Physical Delivery)													
19.5	19.34	19.34	-0.21%	June 2019	---	---	---	---	19.48	---	---	---	19.70	---	---	---	144
				September 2019	---	---	---	---	19.58	---	---	---	---	---	---	---	---
				December 2019	---	---	---	---	19.67	---	---	---	---	---	---	---	---
				March 2020	---	---	---	---	19.77	---	---	---	---	---	---	---	---

Derivatives notes

Fixing prices and final open positions can be retrieved from the following path <http://www.helex.gr/el/web/guest/statistics-end-of-day-derivatives>

Underlying Asset				Derivatives Market													
Price max	Price min	Closing price	change	Delivery Month	Open price	Price max	Price min	Last price	Closing price	Last Bid	Last Ask	Fixing price*	Life high	Life low	Trades	Volume	Open Interest
<b>VIOHALCO SA/NV (CB)</b>				(Contract Size: 100 Securities, Physical Delivery)													
3.3	3.21	3.24	-1.37%	June 2019	3.27	3.30	3.22	3.22	3.22	---	---	---	3.34	---	29	81	6,468
				September 2019	---	---	---	---	3.32	---	---	---	---	---	---	---	---
				December 2019	---	---	---	---	3.33	---	---	---	---	---	---	---	---
				March 2020	---	---	---	---	3.35	---	---	---	---	---	---	---	---

Derivatives notes

Fixing prices and final open positions can be retrieved from the following path <http://www.helex.gr/el/web/guest/statistics-end-of-day-derivatives>

FTSE/Athex Large Cap

(Trade Unit: 1 Index Point x 2€ - Exercise Style: European, Cash Settlement)

Exercise Price	Call Options														Put Options														Exercise Price				
	April 2019							May 2019							Other Months		April 2019							May 2019							Other Months		
	Open price	Price max	Price min	Last price	Closing price	Volume	Open Interest	Open price	Price max	Price min	Last price	Closing price	Volume	Open Interest	Volume	Open Interest	Open price	Price max	Price min	Last price	Closing price	Volume	Open Interest	Open price	Price max	Price min	Last price	Closing price		Volume	Open Interest	Volume	Open Interest
1,425	-	-	-	-	-	-	-	-	-	-	-	-	-	-	-	-	-	-	-	-	-	-	-	-	-	-	-	-	-	-	-	-	1,425
1,450	-	-	-	-	-	-	-	-	-	-	-	-	-	-	-	-	-	-	-	-	-	-	-	-	-	-	-	-	-	-	-	-	1,450
1,475	-	-	-	-	-	-	-	-	-	-	-	-	-	-	-	-	-	-	-	-	-	-	-	-	-	-	-	-	-	-	-	-	1,475
1,500	-	-	-	-	-	-	-	-	-	-	-	-	-	-	-	-	-	-	-	-	-	-	-	-	-	-	-	-	-	-	-	-	1,500
1,525	0.00	0.00	0.00	-	326.00	-	-	-	-	-	-	-	-	-	-	-	0.00	0.00	0.00	-	0.01	-	-	-	-	-	-	-	-	-	-	-	1,525
1,550	0.00	0.00	0.00	-	301.00	-	-	-	-	-	-	-	-	-	-	-	0.00	0.00	0.00	-	0.02	-	-	-	-	-	-	-	-	-	-	-	1,550
1,575	0.00	0.00	0.00	-	276.00	-	-	-	-	-	-	-	-	-	-	-	0.00	0.00	0.00	-	0.01	-	-	-	-	-	-	-	-	-	-	-	1,575
1,600	0.00	0.00	0.00	-	251.00	-	-	0.00	0.00	0.00	-	248.00	-	-	-	0.00	0.00	0.00	-	0.01	-	-	0.00	0.00	0.00	-	0.06	-	-	-	-	1,600	
1,625	0.00	0.00	0.00	-	226.00	-	-	0.00	0.00	0.00	-	223.00	-	-	-	0.00	0.00	0.00	-	0.01	-	-	0.00	0.00	0.00	-	0.17	-	-	-	-	1,625	
1,650	0.00	0.00	0.00	-	201.00	-	-	0.00	0.00	0.00	-	199.00	-	-	-	0.00	0.00	0.00	-	0.02	-	-	0.00	0.00	0.00	-	0.41	-	-	-	-	1,650	
1,675	0.00	0.00	0.00	-	176.00	-	-	0.00	0.00	0.00	-	174.00	-	-	-	0.00	0.00	0.00	-	0.08	-	-	0.00	0.00	0.00	-	0.92	-	-	-	-	1,675	
1,700	0.00	0.00	0.00	-	151.00	-	-	0.00	0.00	0.00	-	150.00	-	-	-	0.00	0.00	0.00	-	0.27	-	60	0.00	0.00	0.00	-	1.90	-	-	-	-	1,700	
1,725	0.00	0.00	0.00	-	127.00	-	-	0.00	0.00	0.00	-	127.00	-	-	-	0.00	0.00	0.00	-	0.78	-	60	0.00	0.00	0.00	-	3.70	-	-	-	-	1,725	
1,750	0.00	0.00	0.00	-	103.00	-	38	0.00	0.00	0.00	-	105.00	-	-	-	0.00	0.00	0.00	-	2.00	-	16	0.00	0.00	0.00	-	6.60	-	-	-	-	1,750	
1,775	0.00	0.00	0.00	-	80.50	-	80	0.00	0.00	0.00	-	85.00	-	-	-	0.00	0.00	0.00	-	4.50	-	111	0.00	0.00	0.00	-	11.25	-	-	-	-	1,775	
1,800	0.00	0.00	0.00	-	60.00	-	70	0.00	0.00	0.00	-	66.50	-	-	-	0.00	0.00	0.00	-	9.10	-	32	0.00	0.00	0.00	-	17.75	-	-	-	-	1,800	
1,825	0.00	0.00	0.00	-	42.50	-	204	0.00	0.00	0.00	-	50.50	-	1	-	0.00	0.00	0.00	-	16.50	-	190	0.00	0.00	0.00	-	26.75	-	-	-	-	1,825	
1,850	41.50	41.50	41.50	41.50	41.50	1	67	0.00	0.00	0.00	-	37.25	-	-	-	16.25	41.50	16.25	16.25	16.25	1	129	31.25	31.25	28.50	29.75	29.75	60	120	-	-	1,850	
1,875	16.00	16.00	16.00	16.00	16.00	2	46	23.00	31.00	23.00	31.00	31.00	80	26	-	0.00	16.00	0.00	-	41.50	-	64	48.50	48.50	48.50	48.50	48.50	20	10	-	-	1,875	
1,900	8.00	8.00	8.00	8.00	8.00	2	82	21.50	21.50	20.50	20.50	20.50	80	20	-	0.00	8.00	0.00	-	59.00	-	90	0.00	0.00	0.00	-	69.00	-	1	-	-	1,900	
1,925	7.00	7.00	6.00	6.00	6.00	6	5	0.00	0.00	0.00	-	11.75	-	100	-	0.00	7.00	0.00	-	79.50	-	-	0.00	0.00	0.00	-	87.50	-	-	-	-	1,925	
1,950	0.00	0.00	0.00	-	2.70	-	-	0.00	0.00	0.00	-	7.50	-	20	-	0.00	0.00	0.00	-	102.00	-	-	0.00	0.00	0.00	-	108.00	-	-	-	-	1,950	
1,975	0.00	0.00	0.00	-	1.20	-	-	0.00	0.00	0.00	-	4.60	-	20	-	0.00	0.00	0.00	-	125.00	-	-	0.00	0.00	0.00	-	130.00	-	-	-	-	1,975	
2,000	0.00	0.00	0.00	-	0.52	-	1	0.00	0.00	0.00	-	2.70	-	-	-	0.00	0.00	0.00	-	149.00	-	-	0.00	0.00	0.00	-	153.00	-	-	-	-	2,000	
2,050	0.00	0.00	0.00	-	0.07	-	-	0.00	0.00	0.00	-	0.81	-	-	-	0.00	0.00	0.00	-	199.00	-	-	0.00	0.00	0.00	-	201.00	-	-	-	-	2,050	
2,100	-	-	-	-	-	-	-	-	-	-	-	-	-	-	-	-	-	-	-	-	-	-	-	-	-	-	-	-	-	-	-	2,100	
2,150	-	-	-	-	-	-	-	-	-	-	-	-	-	-	-	-	-	-	-	-	-	-	-	-	-	-	-	-	-	-	-	2,150	
2,200	-	-	-	-	-	-	-	-	-	-	-	-	-	-	-	-	-	-	-	-	-	-	-	-	-	-	-	-	-	-	-	2,200	
2,250	-	-	-	-	-	-	-	-	-	-	-	-	-	-	-	-	-	-	-	-	-	-	-	-	-	-	-	-	-	-	-	2,250	
2,300	-	-	-	-	-	-	-	-	-	-	-	-	-	-	-	-	-	-	-	-	-	-	-	-	-	-	-	-	-	-	-	2,300	
Totals:						11	593						160	187	0	0							1	752						80	131	0	0
Number of Trades:						5							9		0								1							4		0	

ALPHA BANK (CR)

(Contract Size: 100 Securities, Exercise Style: American, Physical Delivery)

Call Options																Put Options																	
Exercise Price	April 2019						May 2019						Other Months		April 2019						May 2019						Other Months		Exercise Price				
	Open price	Price max	Price min	Last price	Closing price	Volume	Open Interest	Open price	Price max	Price min	Last price	Closing price	Volume	Open Interest	Volume	Open Interest	Open price	Price max	Price min	Last price	Closing price	Volume	Open Interest	Open price	Price max	Price min	Last price	Closing price		Volume	Open Interest	Volume	Open Interest
0.600	0.000	0.000	0.000	0.651	-	-	-	-	-	-	-	-	-	-	-	0.000	0.000	0.000	0.001	-	-	-	-	-	-	-	-	-	-	-	-	0.006	
0.650	0.000	0.000	0.000	0.601	-	-	-	-	-	-	-	-	-	-	-	0.000	0.000	0.000	0.001	-	-	-	-	-	-	-	-	-	-	-	-	0.007	
0.700	0.000	0.000	0.000	0.551	-	-	-	-	-	-	-	-	-	-	-	0.000	0.000	0.000	0.001	-	-	-	-	-	-	-	-	-	-	-	-	0.007	
0.750	0.000	0.000	0.000	0.501	-	-	0.000	0.000	0.000	0.503	-	-	-	-	-	0.000	0.000	0.000	0.001	-	-	-	0.000	0.000	0.000	0.001	-	-	-	-	-	0.008	
0.800	0.000	0.000	0.000	0.451	-	-	0.000	0.000	0.000	0.454	-	-	-	-	-	0.000	0.000	0.000	0.001	-	-	-	0.000	0.000	0.000	0.001	-	-	-	-	-	0.008	
0.850	0.000	0.000	0.000	0.401	-	-	0.000	0.000	0.000	0.405	-	-	-	-	-	0.000	0.000	0.000	0.002	-	-	-	0.000	0.000	0.000	0.003	-	-	-	-	-	0.009	
0.900	0.000	0.000	0.000	0.352	-	-	0.000	0.000	0.000	0.359	-	-	-	-	-	0.000	0.000	0.000	0.001	-	-	-	0.000	0.000	0.000	0.006	-	-	-	-	-	0.009	
0.950	0.000	0.000	0.000	0.303	-	-	0.000	0.000	0.000	0.313	-	-	-	-	-	0.000	0.000	0.000	0.002	-	-	-	0.000	0.000	0.000	0.010	-	-	-	-	-	0.010	
1.000	0.000	0.000	0.000	0.256	-	-	0.000	0.000	0.000	0.271	-	-	-	-	-	0.000	0.000	0.000	0.004	-	-	-	0.000	0.000	0.000	0.017	-	-	-	-	-	0.010	
1.100	0.000	0.000	0.000	0.169	-	-	0.000	0.000	0.000	0.194	-	-	-	-	-	0.000	0.000	0.000	0.017	-	-	-	0.000	0.000	0.000	0.041	-	-	-	-	-	0.011	
1.200	0.000	0.000	0.000	0.099	-	10	0.000	0.000	0.000	0.133	-	-	-	-	-	0.000	0.000	0.000	0.047	-	-	-	0.000	0.000	0.000	0.079	-	-	-	-	-	0.012	
1.300	0.000	0.000	0.000	0.052	-	30	0.000	0.000	0.000	0.087	-	-	-	-	-	0.000	0.000	0.000	0.100	-	-	-	0.000	0.000	0.000	0.133	-	-	-	-	-	0.013	
1.400	0.000	0.000	0.000	0.024	-	-	0.000	0.000	0.000	0.054	-	30	-	-	-	0.000	0.000	0.000	0.172	-	-	-	0.000	0.000	0.000	0.200	-	-	-	-	-	0.014	
1.500	0.000	0.000	0.000	0.010	-	-	0.000	0.000	0.000	0.032	-	20	-	-	-	0.000	0.000	0.000	0.259	-	-	-	0.000	0.000	0.000	0.278	-	-	-	-	-	0.015	
1.600	0.000	0.000	0.000	0.004	-	-	0.000	0.000	0.000	0.018	-	-	-	-	-	0.000	0.000	0.000	0.352	-	-	-	0.000	0.000	0.000	0.365	-	-	-	-	-	0.016	
1.700	0.000	0.000	0.000	0.001	-	-	0.000	0.000	0.000	0.010	-	-	-	-	-	0.000	0.000	0.000	0.450	-	-	-	0.000	0.000	0.000	0.457	-	-	-	-	-	0.017	
1.800	0.000	0.000	0.000	0.002	-	-	0.000	0.000	0.000	0.006	-	-	-	-	-	0.000	0.000	0.000	0.550	-	-	-	0.000	0.000	0.000	0.553	-	-	-	-	-	0.018	
1.900	0.000	0.000	0.000	0.001	-	-	0.000	0.000	0.000	0.003	-	-	-	-	-	0.000	0.000	0.000	0.650	-	-	-	0.000	0.000	0.000	0.651	-	-	-	-	-	0.019	
2.000	-	-	-	-	-	-	-	-	-	-	-	-	-	-	-	-	-	-	-	-	-	-	-	-	-	-	-	-	-	-	-	0.020	
2.200	-	-	-	-	-	-	-	-	-	-	-	-	-	-	-	-	-	-	-	-	-	-	-	-	-	-	-	-	-	-	-	0.022	
2.400	-	-	-	-	-	-	-	-	-	-	-	-	-	-	-	-	-	-	-	-	-	-	-	-	-	-	-	-	-	-	-	0.024	
2.600	-	-	-	-	-	-	-	-	-	-	-	-	-	-	-	-	-	-	-	-	-	-	-	-	-	-	-	-	-	-	-	0.026	
2.800	-	-	-	-	-	-	-	-	-	-	-	-	-	-	-	-	-	-	-	-	-	-	-	-	-	-	-	-	-	-	-	0.028	
3.000	-	-	-	-	-	-	-	-	-	-	-	-	-	-	-	-	-	-	-	-	-	-	-	-	-	-	-	-	-	-	-	0.030	
Totals:						0	40					0	50	0	0							0	0							0	0	0	0
Number of Trades:						0						0		0								0.00							0		0		



NATIONAL BANK (CR)

(Contract Size: 100 Securities, Exercise Style: American, Physical Delivery)

Exercise Price	Call Options														Put Options																		
	April 2019							May 2019							Other Months		April 2019							May 2019							Other Months		Exercise Price
	Open price	Price max	Price min	Last price	Closing price	Volume	Open Interest	Open price	Price max	Price min	Last price	Closing price	Volume	Open Interest	Volume	Open Interest	Open price	Price max	Price min	Last price	Closing price	Volume	Open Interest	Open price	Price max	Price min	Last price	Closing price	Volume	Open Interest	Volume	Open Interest	
0.050						-	-							-	-																		
0.100						-	-							-	-																		0.001
0.150						-	-							-	-																		0.002
0.200						-	-							-	-																		0.002
0.250						-	-							-	-																		0.003
0.300						-	-							-	-																		0.003
0.350						-	-							-	-																		0.004
0.400						-	-							-	-																		0.004
0.450						-	-							-	-																		0.005
0.500						-	-							-	-																		0.005
0.550						-	-							-	-																		0.006
0.650	0.000	0.000	0.000	0.891	-	-								-	-	0.000	0.000	0.000	0.001	-	-											0.007	
0.700	0.000	0.000	0.000	0.841	-	-								-	-	0.000	0.000	0.000	0.002	-	-											0.007	
0.750	0.000	0.000	0.000	0.791	-	-								-	-	0.000	0.000	0.000	0.001	-	-											0.008	
0.800	0.000	0.000	0.000	0.741	-	-	0.000	0.000	0.000		0.743	-	-			0.000	0.000	0.000	0.001	-	-	0.000	0.000	0.000	0.001	-	-					0.008	
0.850	0.000	0.000	0.000	0.691	-	-	0.000	0.000	0.000		0.693	-	-			0.000	0.000	0.000	0.001	-	-	0.000	0.000	0.000	0.001	-	-					0.009	
0.900	0.000	0.000	0.000	0.641	-	-	0.000	0.000	0.000		0.643	-	-			0.000	0.000	0.000	0.001	-	-	0.000	0.000	0.000	0.001	-	-					0.009	
0.950	0.000	0.000	0.000	0.591	-	-	0.000	0.000	0.000		0.594	-	-			0.000	0.000	0.000	0.001	-	-	0.000	0.000	0.000	0.001	-	-					0.010	
1.000	0.000	0.000	0.000	0.542	-	-	0.000	0.000	0.000		0.545	-	-			0.000	0.000	0.000	0.001	-	-	0.000	0.000	0.000	0.002	-	-					0.010	
1.100	0.000	0.000	0.000	0.443	-	-	0.000	0.000	0.000		0.449	-	-			0.000	0.000	0.000	0.001	-	-	0.000	0.000	0.000	0.006	-	-					0.011	
1.200	0.000	0.000	0.000	0.346	-	-	0.000	0.000	0.000		0.359	-	-			0.000	0.000	0.000	0.004	-	-	0.000	0.000	0.000	0.015	-	-					0.012	
1.300	0.000	0.000	0.000	0.256	-	-	0.000	0.000	0.000		0.277	-	-			0.000	0.000	0.000	0.014	-	-	0.000	0.000	0.000	0.033	-	-					0.013	
1.400	0.000	0.000	0.000	0.178	-	-	0.000	0.000	0.000		0.207	-	-			0.000	0.000	0.000	0.036	-	-	0.000	0.000	0.000	0.063	-	-					0.014	
1.500	0.000	0.000	0.000	0.115	-	-	0.000	0.000	0.000		0.149	-	-			0.000	0.000	0.000	0.073	-	21	0.000	0.000	0.000	0.105	-	-					0.015	
1.600	0.000	0.000	0.000	0.069	-	-	0.154	0.154	0.154	0.154	0.154	5	-			0.000	0.000	0.000	0.127	-	-	0.000	0.000	0.000	0.159	-	-					0.016	
1.700	0.000	0.000	0.000	0.039	-	-	0.000	0.000	0.000		0.070	-	-			0.000	0.000	0.000	0.197	-	-	0.000	0.000	0.000	0.226	-	-					0.017	
1.800	0.000	0.000	0.000	0.021	-	-	0.000	0.000	0.000		0.046	-	50			0.000	0.000	0.000	0.279	-	-	0.000	0.000	0.000	0.302	-	-					0.018	
1.900	0.000	0.000	0.000	0.010	-	-	0.000	0.000	0.000		0.030	-	-			0.000	0.000	0.000	0.368	-	-	0.000	0.000	0.000	0.385	-	-					0.019	
2.000	0.000	0.000	0.000	0.005	-	-	0.000	0.000	0.000		0.018	-	-			0.000	0.000	0.000	0.463	-	-	0.000	0.000	0.000	0.474	-	-					0.020	
2.200	0.000	0.000	0.000	0.001	-	-	0.000	0.000	0.000		0.007	-	-			0.000	0.000	0.000	0.660	-	-	0.000	0.000	0.000	0.663	-	-					0.022	
2.400	0.000	0.000	0.000	0.001	-	-	0.000	0.000	0.000		0.002	-	-			0.000	0.000	0.000	0.860	-	-	0.000	0.000	0.000	0.860	-	-					0.024	
2.600						-	-							-	-																		0.026
2.800						-	-							-	-																		0.028
3.000						-	-							-	-																		0.030
3.200						-	-							-	-																		0.032
3.400						-	-							-	-																		0.034

NATIONAL BANK (CR)

(Contract Size: 100 Securities, Exercise Style: American, Physical Delivery)

	Call Options														Put Options																		
	April 2019				May 2019				Other Months						April 2019				May 2019				Other Months										
Exercise Price	Open price	Price max	Price min	Last price	Closing price	Volume	Open Interest	Open price	Price max	Price min	Last price	Closing price	Volume	Open Interest	Volume	Open Interest	Open price	Price max	Price min	Last price	Closing price	Volume	Open Interest	Open price	Price max	Price min	Last price	Closing price	Volume	Open Interest	Volume	Open Interest	Exercise Price
Totals:						0	0						5	50	0	100						0	21						0	0	0	205	
Number of Trades:						0							1		0							0.00							0		0		

OPAP (CR)

(Contract Size: 100 Securities, Exercise Style: American, Physical Delivery)

Exercise Price	Call Options														Put Options														Exercise Price	
	April 2019				May 2019				Other Months		April 2019				May 2019				Other Months											
	Open price	Price max	Price min	Last price	Closing price	Volume	Open Interest	Open price	Price max	Price min	Last price	Closing price	Volume	Open Interest	Volume	Open Interest	Open price	Price max	Price min	Last price	Closing price	Volume	Open Interest	Volume	Open Interest					
5.600						-	-							-	-											0.056				
6.000						-	-							-	-											0.060				
6.400	0.000	0.000	0.000		2.61	-	-	0.000	0.000	0.000		2.62	-	-		0.000	0.000	0.000		0.001	-	-	0.000	0.000	0.000	0.001	-	-	0.064	
6.800	0.000	0.000	0.000		2.21	-	-	0.000	0.000	0.000		2.22	-	-		0.000	0.000	0.000		0.001	-	-	0.000	0.000	0.000	0.001	-	-	0.068	
7.200	0.000	0.000	0.000		1.81	-	-	0.000	0.000	0.000		1.82	-	-		0.000	0.000	0.000		0.001	-	-	0.000	0.000	0.000	0.002	-	-	0.072	
7.600	0.000	0.000	0.000		1.41	-	-	0.000	0.000	0.000		1.43	-	-		0.000	0.000	0.000		0.001	-	-	0.000	0.000	0.000	0.009	-	-	0.076	
8.000	0.000	0.000	0.000		1.02	-	10	0.000	0.000	0.000		1.06	-	-		0.000	0.000	0.000		0.010	-	-	0.000	0.000	0.000	0.036	-	-	0.080	
8.400	0.000	0.000	0.000		0.662	-	-	0.000	0.000	0.000		0.727	-	-		0.000	0.000	0.000		0.049	-	-	0.000	0.000	0.000	0.101	-	-	0.084	
8.800	0.000	0.000	0.000		0.367	-	2	0.000	0.000	0.000		0.454	-	5		0.000	0.000	0.000		0.154	-	60	0.000	0.000	0.000	0.228	-	-	0.088	
9.200	0.000	0.000	0.000		0.169	-	50	0.000	0.000	0.000		0.256	-	76		0.000	0.000	0.000		0.357	-	-	0.000	0.000	0.000	0.431	-	-	0.092	
9.600	0.000	0.000	0.000		0.064	-	1	0.000	0.000	0.000		0.131	-	50		0.000	0.000	0.000		0.653	-	-	0.757	0.772	0.757	0.772	0.772	10	10	0.096
10.000	0.000	0.000	0.000		0.019	-	-	0.000	0.000	0.000		0.058	-	5		0.000	0.000	0.000		1.01	-	-	1.17	1.17	1.17	1.17	1.17	5	5	0.100
11.000	0.000	0.000	0.000		0.002	-	-	0.000	0.000	0.000		0.005	-	-		0.000	0.000	0.000		2.00	-	-	0.000	0.000	0.000	2.00	-	-	0.110	
12.000	0.000	0.000	0.000		0.001	-	-	0.000	0.000	0.000		0.001	-	-		0.000	0.000	0.000		3.00	-	-	0.000	0.000	0.000	3.00	-	-	0.120	
13.000	0.000	0.000	0.000		0.001	-	-	0.000	0.000	0.000		0.001	-	-		0.000	0.000	0.000		4.00	-	-	0.000	0.000	0.000	4.00	-	-	0.130	
14.000						-	-							-	-											0.140				
15.000						-	-							-	-											0.150				
Totals:						0	63					0	136	0	0					0	60				15	41	0	0		
Number of Trades:						0						0		0						0.00				3		0				

OTE (CR)

(Contract Size: 100 Securities, Exercise Style: American, Physical Delivery)

	Call Options														Put Options																			
	April 2019				May 2019				Other Months						April 2019				May 2019				Other Months											
Exercise Price	Open price	Price max	Price min	Last price	Closing price	Volume	Open Interest	Open price	Price max	Price min	Last price	Closing price	Volume	Open Interest	Volume	Open Interest	Open price	Price max	Price min	Last price	Closing price	Volume	Open Interest	Open price	Price max	Price min	Last price	Closing price	Volume	Open Interest	Volume	Open Interest	Exercise Price	
7.600						-	-							-	-																			0.076
8.000	0.000	0.000	0.000		3.33	-	-							-	-		0.000	0.000	0.000		0.001	-	-										0.080	
8.400	0.000	0.000	0.000		2.93	-	-	0.000	0.000	0.000		2.95	-	-		0.000	0.000	0.000		0.001	-	-		0.000	0.000	0.000		0.001	-	-			0.084	
8.800	0.000	0.000	0.000		2.53	-	-	0.000	0.000	0.000		2.55	-	-		0.000	0.000	0.000		0.001	-	-		0.000	0.000	0.000		0.001	-	-			0.088	
9.200	0.000	0.000	0.000		2.13	-	-	0.000	0.000	0.000		2.15	-	-		0.000	0.000	0.000		0.002	-	-		0.000	0.000	0.000		0.003	-	-			0.092	
9.600	0.000	0.000	0.000		1.74	-	-	0.000	0.000	0.000		1.76	-	-		0.000	0.000	0.000		0.001	-	-		0.000	0.000	0.000		0.012	-	-			0.096	
10.000	0.000	0.000	0.000		1.34	-	-	0.000	0.000	0.000		1.39	-	-		0.000	0.000	0.000		0.006	-	-		0.000	0.000	0.000		0.037	-	-			0.100	
11.000	0.000	0.000	0.000		0.483	-	-	0.000	0.000	0.000		0.608	-	-		0.000	0.000	0.000		0.147	-	-		0.161	0.161	0.161	0.161	0.161	5	0			0.110	
12.000	0.000	0.000	0.000		0.075	-	-	0.229	0.257	0.229	0.257	0.257	15	8		0.000	0.000	0.000		0.741	-	-		0.000	0.000	0.000		0.829	-	-			0.120	
13.000	0.000	0.000	0.000		0.004	-	-	0.044	0.044	0.044	0.044	0.044	5	-		0.000	0.000	0.000		1.68	-	-		0.000	0.000	0.000		1.69	-	-			0.130	
14.000	0.000	0.000	0.000		0.001	-	-	0.000	0.000	0.000		0.004	-	-		0.000	0.000	0.000		2.68	-	-		0.000	0.000	0.000		2.68	-	-			0.140	
15.000	0.000	0.000	0.000		0.001	-	-	0.000	0.000	0.000		0.001	-	-		0.000	0.000	0.000		3.68	-	-		0.000	0.000	0.000		3.68	-	-			0.150	
16.000	0.000	0.000	0.000		0.001	-	-	0.000	0.000	0.000		0.001	-	-		0.000	0.000	0.000		4.68	-	-		0.000	0.000	0.000		4.68	-	-			0.160	
Totals:						0	0						20	8	0	0						0	0						5	0	0	0		
Number of Trades:						0							4		0							0.00						1		0				

PIRAEUS BANK (CR)

(Contract Size: 100 Securities, Exercise Style: American, Physical Delivery)

Call Options																	Put Options															
Exercise Price	April 2019						May 2019						Other Months		April 2019						May 2019						Other Months		Exercise Price			
	Open price	Price max	Price min	Last price	Closing price	Volume	Open Interest	Open price	Price max	Price min	Last price	Closing price	Volume	Open Interest	Volume	Open Interest	Open price	Price max	Price min	Last price	Closing price	Volume	Open Interest	Open price	Price max	Price min	Last price	Closing price		Volume	Open Interest	Volume
0.300	0.000	0.000	0.000		0.900	-	-										0.000	0.000	0.000		0.001	-	-									0.003
0.350	0.000	0.000	0.000		0.851	-	-										0.000	0.000	0.000		0.001	-	-									0.004
0.400	0.000	0.000	0.000		0.801	-	-										0.000	0.000	0.000		0.002	-	-									0.004
0.450	0.000	0.000	0.000		0.751	-	-	0.000	0.000	0.000		0.751	-	-			0.000	0.000	0.000		0.001	-	-	0.000	0.000	0.000		0.001	-	-		0.005
0.500	0.000	0.000	0.000		0.701	-	-	0.000	0.000	0.000		0.702	-	-			0.000	0.000	0.000		0.001	-	-	0.000	0.000	0.000		0.001	-	-		0.005
0.550	0.000	0.000	0.000		0.651	-	-	0.000	0.000	0.000		0.652	-	-			0.000	0.000	0.000		0.001	-	-	0.000	0.000	0.000		0.001	-	-		0.006
0.600	0.000	0.000	0.000		0.601	-	-	0.000	0.000	0.000		0.602	-	-			0.000	0.000	0.000		0.001	-	-	0.000	0.000	0.000		0.003	-	-		0.006
0.650	0.000	0.000	0.000		0.551	-	-	0.000	0.000	0.000		0.552	-	-			0.000	0.000	0.000		0.002	-	-	0.000	0.000	0.000		0.001	-	-		0.007
0.700	0.000	0.000	0.000		0.501	-	-	0.000	0.000	0.000		0.503	-	-			0.000	0.000	0.000		0.005	-	-	0.000	0.000	0.000		0.001	-	-		0.007
0.750	0.000	0.000	0.000		0.451	-	-	0.000	0.000	0.000		0.454	-	-			0.000	0.000	0.000		0.001	-	-	0.000	0.000	0.000		0.001	-	-		0.008
0.800	0.000	0.000	0.000		0.401	-	-	0.000	0.000	0.000		0.406	-	-			0.000	0.000	0.000		0.001	-	-	0.000	0.000	0.000		0.003	-	-		0.008
0.850	0.000	0.000	0.000		0.352	-	-	0.000	0.000	0.000		0.359	-	-			0.000	0.000	0.000		0.001	-	-	0.000	0.000	0.000		0.006	-	-		0.009
0.900	0.000	0.000	0.000		0.303	-	-	0.000	0.000	0.000		0.314	-	-			0.000	0.000	0.000		0.002	-	-	0.000	0.000	0.000		0.011	-	-		0.009
0.950	0.000	0.000	0.000		0.256	-	-	0.000	0.000	0.000		0.272	-	-			0.000	0.000	0.000		0.005	-	-	0.000	0.000	0.000		0.019	-	-		0.010
1.000	0.000	0.000	0.000		0.212	-	-	0.000	0.000	0.000		0.232	-	-			0.000	0.000	0.000		0.010	-	-	0.000	0.000	0.000		0.029	-	-		0.010
1.100	0.000	0.000	0.000		0.134	-	-	0.000	0.000	0.000		0.164	-	10			0.000	0.000	0.000		0.032	-	-	0.000	0.000	0.000		0.061	-	-		0.011
1.200	0.000	0.000	0.000		0.076	-	-	0.000	0.000	0.000		0.110	-	-			0.000	0.000	0.000		0.074	-	-	0.000	0.000	0.000		0.107	-	-		0.012
1.300	0.000	0.000	0.000		0.039	-	4	0.000	0.000	0.000		0.072	-	10			0.000	0.000	0.000		0.137	-	-	0.000	0.000	0.000		0.168	-	-		0.013
1.400	0.000	0.000	0.000		0.018	-	-	0.000	0.000	0.000		0.045	-	65			0.000	0.000	0.000		0.216	-	-	0.000	0.000	0.000		0.242	-	-		0.014
1.500	0.000	0.000	0.000		0.007	-	-	0.000	0.000	0.000		0.027	-	55			0.000	0.000	0.000		0.306	-	-	0.000	0.000	0.000		0.324	-	-		0.015
1.600	0.000	0.000	0.000		0.003	-	-	0.000	0.000	0.000		0.016	-	-			0.000	0.000	0.000		0.402	-	-	0.000	0.000	0.000		0.413	-	-		0.016
1.700	0.000	0.000	0.000		0.001	-	-	0.000	0.000	0.000		0.009	-	-			0.000	0.000	0.000		0.500	-	-	0.000	0.000	0.000		0.506	-	-		0.017
1.800	0.000	0.000	0.000		0.002	-	-	0.000	0.000	0.000		0.005	-	-			0.000	0.000	0.000		0.600	-	-	0.000	0.000	0.000		0.602	-	-		0.018
1.900	0.000	0.000	0.000		0.001	-	-	0.000	0.000	0.000		0.003	-	-			0.000	0.000	0.000		0.700	-	-	0.000	0.000	0.000		0.701	-	-		0.019
2.000						-	-							-	-							-	-									0.020
2.200						-	-							-	-							-	-									0.022
2.400						-	-							-	-							-	-									0.024
2.600						-	-							-	-							-	-									0.026
2.800						-	-							-	-							-	-									0.028
3.000						-	-							-	-							-	-									0.030
3.200						-	-							-	-							-	-									0.032
3.400						-	-							-	-							-	-									0.034
3.600						-	-							-	-							-	-									0.036
3.800						-	-							-	-							-	-									0.038
4.000						-	-							-	-							-	-									0.040

PIRAEUS BANK (CR)

(Contract Size: 100 Securities, Exercise Style: American, Physical Delivery)

	Call Options														Put Options																					
	April 2019				May 2019				Other Months						April 2019				May 2019				Other Months													
Exercise Price	Open price	Price max	Price min	Last price	Closing price	Volume	Open Interest	Open price	Price max	Price min	Last price	Closing price	Volume	Open Interest	Volume	Open Interest	Open price	Price max	Price min	Last price	Closing price	Volume	Open Interest	Open price	Price max	Price min	Last price	Closing price	Volume	Open Interest	Volume	Open Interest	Exercise Price			
Totals:						0	4						0	140	0	0						0	0						0	0	0	0				
Number of Trades:							0						0			0						0.00						0			0					

PPC (CR)

(Contract Size: 100 Securities, Exercise Style: American, Physical Delivery)

Exercise Price	Call Options														Put Options																			
	April 2019							May 2019							Other Months		April 2019							May 2019							Other Months		Exercise Price	
	Open price	Price max	Price min	Last price	Closing price	Volume	Open Interest	Open price	Price max	Price min	Last price	Closing price	Volume	Open Interest	Volume	Open Interest	Open price	Price max	Price min	Last price	Closing price	Volume	Open Interest	Open price	Price max	Price min	Last price	Closing price	Volume	Open Interest	Volume	Open Interest		
0.850						-	-							-	-								-	-										
0.900	0.000	0.000	0.000		0.661	-	-	0.000	0.000	0.000		0.663	-	-			0.000	0.000	0.000		0.002	-	-	0.000	0.000	0.000		0.001	-	-				0.009
0.950	0.000	0.000	0.000		0.611	-	-	0.000	0.000	0.000		0.613	-	-			0.000	0.000	0.000		0.001	-	-	0.000	0.000	0.000		0.001	-	-				0.010
1.000	0.000	0.000	0.000		0.561	-	-	0.000	0.000	0.000		0.563	-	-			0.000	0.000	0.000		0.001	-	-	0.000	0.000	0.000		0.001	-	-				0.010
1.100	0.000	0.000	0.000		0.462	-	-	0.000	0.000	0.000		0.464	-	-			0.000	0.000	0.000		0.001	-	-	0.000	0.000	0.000		0.001	-	-				0.011
1.200	0.000	0.000	0.000		0.362	-	-	0.000	0.000	0.000		0.365	-	-			0.000	0.000	0.000		0.001	-	-	0.000	0.000	0.000		0.001	-	-				0.012
1.300	0.000	0.000	0.000		0.264	-	20	0.000	0.000	0.000		0.270	-	-			0.000	0.000	0.000		0.002	-	-	0.000	0.000	0.000		0.006	-	-				0.013
1.400	0.000	0.000	0.000		0.173	-	-	0.000	0.000	0.000		0.185	-	-			0.000	0.000	0.000		0.011	-	-	0.000	0.000	0.000		0.020	-	-				0.014
1.500	0.000	0.000	0.000		0.099	-	3	0.000	0.000	0.000		0.115	-	-			0.000	0.000	0.000		0.037	-	-	0.000	0.000	0.000		0.051	-	-				0.015
1.600	0.000	0.000	0.000		0.048	-	-	0.000	0.000	0.000		0.065	-	10			0.000	0.000	0.000		0.086	-	-	0.000	0.000	0.000		0.101	-	-				0.016
1.700	0.000	0.000	0.000		0.019	-	-	0.000	0.000	0.000		0.033	-	-			0.000	0.000	0.000		0.157	-	-	0.000	0.000	0.000		0.169	-	-				0.017
1.800	0.000	0.000	0.000		0.007	-	-	0.000	0.000	0.000		0.015	-	-			0.000	0.000	0.000		0.245	-	-	0.000	0.000	0.000		0.251	-	-				0.018
1.900	0.000	0.000	0.000		0.002	-	-	0.000	0.000	0.000		0.007	-	-			0.000	0.000	0.000		0.341	-	-	0.000	0.000	0.000		0.343	-	-				0.019
2.000	0.000	0.000	0.000		0.001	-	-	0.000	0.000	0.000		0.002	-	-			0.000	0.000	0.000		0.440	-	-	0.000	0.000	0.000		0.440	-	-				0.020
2.200	0.000	0.000	0.000		0.001	-	-	0.000	0.000	0.000		0.001	-	-			0.000	0.000	0.000		0.640	-	-	0.000	0.000	0.000		0.640	-	-				0.022
2.400	0.000	0.000	0.000		0.001	-	-	0.000	0.000	0.000		0.001	-	-			0.000	0.000	0.000		0.840	-	-	0.000	0.000	0.000		0.840	-	-				0.024
2.600						-	-						-	-								-	-						-	-				0.026
2.800						-	-						-	-								-	-						-	-				0.028
3.000						-	-						-	-								-	-						-	-				0.030
Totals:						0	23					0	10	0	0						0	0						0	0	0	0			
Number of Trades:							0					0		0								0.00						0		0				

Lending Products	Underlying Title	Multilateral Transactions[1]					Bilateral Transactions[2]		Stock Borrowing through OTC (volume)[3]
		Open Interest[5]	Volume(Offered)	Average Weighted	Transactions volume	Average Weighted	Transactions Volume	Average Weighted	Transactions Volume
ADMIEBOR	ADMIE (IPTO) HOLDING S.A. (CR)	---	---	---	---	---	---	---	
AEGNBOR	AEGEAN AIRLINES (CR)	---	---	---	---	---	---	6,830	
ALPHABOR	ALPHA BANK (CR)	50,001	---	---	---	---	---	40,178,804	
ALMYBOR	ALUMIL (CR)	---	---	---	---	---	---	---	
TATTBOR	ATTICA BANK S.A. (CR)	---	---	---	---	---	---	370	
EEEBOR	CC HBC AG (CR)	2,302	---	---	---	---	---	70,546	
CENERBOR	CENERGY HOLDINGS (CB)	---	---	---	---	---	---	---	
ELLAKTORBOR	ELLAKTOR (CR)	1,000	---	---	---	---	---	1,898	
EUROBBOR	EUROBANK ERGASIAS (CR)	64,284	---	---	1,171	3.54%	162,000	8.77%	90,857,949
EYDAPBOR	EYDAP S.A. (CR)	1,800	---	---	---	---	---	102,799	
FFGRPBOR	FOLLI FOLLIE (CR)	---	---	---	---	---	---	1,330,961	
FOYRKBOR	FOURLIS (CR)	1,000	---	---	---	---	---	36,096	
GEKTERNABOR	GEK TERNA (CR)	---	---	---	---	---	---	1,293	
SARBOR	GR. SARANTIS S.A. (CR)	452	---	---	---	---	---	390	
EUPROBOR	GRIVALIA PROPERTIES (CR)	---	---	---	---	---	---	40,972	
EXAEBOR	HELLENIC EXCHANGES-A.S.E. (CR)	500	---	---	---	---	---	167,723	
ELPEBOR	HELLENIC PETROLEUM (CR)	2,900	---	---	---	---	---	64,983	
INTRKBOR	INTRACOM HOLDINGS (CR)	---	---	---	---	---	---	---	
INLOTBOR	INTRALOT (CR)	---	---	---	---	---	---	184,512	
BELABOR	JUMBO SA (CR)	5,162	---	---	---	---	---	76,338	
LAMDABOR	LAMDA DEVELOPMENT SA (CR)	---	---	---	---	---	500	0.01%	---
MIGBOR	MARFIN INVESTMENT GROUP (CR)	---	---	---	500	2.65%	---	---	744,474
MOHBOR	MOTOR OIL (CR)	16,072	---	---	---	---	---	46,680	
MYTILBOR	MYTILINEOS HOLDINGS (CR)	6,500	---	---	---	---	---	25,742	
ETEBOR	NATIONAL BANK (CR)	35,000	---	---	---	---	---	12,348,846	
OPAPBOR	OPAP (CR)	6,894	---	---	---	---	---	1,339,137	
HTOBOR	OTE (CR)	29,518	---	---	---	---	---	522,090	
PPABOR	P.P.A. S.A. (CR)	201	---	---	---	---	---	2,901	
TPEIRBOR	PIRAEUS BANK (CR)	---	---	---	---	---	---	25,467,000	
PLAISBOR	PLAISIO COMPUTERS SA (CR)	---	---	---	---	---	---	---	
PPCBOR	PPC (CR)	3,900	---	---	---	---	---	6,461,016	

## Stock Lending Notes

[1] - Multilateral contracts Lending or Borrowing as per Methods 8-1, 8-2 and 8-3-3 (According to ATHEX BoD Resolution No.17)

[2] - Bilateral Contracts Lending or Borrowing as per Methods 8-3-1 and 8-3-2 (According to ATHEX BoD Resolution No.20 )

[3] - The information concerning OTC Stock Borrowing Transactions is based on the statements of the Dematerialised Securities System (DSS) operators involved and refers to volumes that have been registered up until the previous working day.

[4] - Average Price (Volume weighted)

[5] - The Data concerning Open Interest before the start of trading session



Lending Products	Underlying Title	Multilateral Transactions[1]					Bilateral Transactions[2]		Stock Borrowing through OTC (volume)[3]
		Open Interest[5]	Volume(Offered)	Average Weighted	Transactions volume	Average Weighted	Transactions Volume	Average Weighted	Transactions Volume
QUALBOR	QUALITY & RELIABILITY SA (CR)	---	---	---	---	---	---	---	---
TENERGYBOR	TERNA ENERGY (CR)	530	---	---	1,590	2.65%	---	---	25,256
TITKBOR	TITAN CEMENT (CR)	---	---	---	---	---	---	---	20,166
VIOBOR	VIOHALCO SA/NV (CB)	---	---	---	---	---	---	---	---

## Stock Lending Notes

[1] - Multilateral contracts Lending or Borrowing as per Methods 8-1, 8-2 and 8-3-3 (According to ATHEX BoD Resolution No.17)

[2] - Bilateral Contracts Lending or Borrowing as per Methods 8-3-1 and 8-3-2 (According to ATHEX BoD Resolution No.20 )

[3] - The information concerning OTC Stock Borrowing Transactions is based on the statements of the Dematerialised Securities System (DSS) operators involved and refers to volumes that have been registered up until the previous working day.

[4] - Average Price (Volume weighted)

[5] - The Data concerning Open Interest before the start of trading session

## Sectors codification for listed companies

533	-	Exploration & Production	537	-	Integrated Oil & Gas
1353	-	Commodity Chemicals	1357	-	Specialty Chemicals
1753	-	Aluminum	1755	-	Nonferrous Metals
1757	-	Steel	1775	-	General Mining
2353	-	Building Materials & Fixtures	2357	-	Heavy Construction
2723	-	Containers & Packaging	2727	-	Diversified Industrials
2733	-	Electrical Components & Equipment	2753	-	Commercial Vehicles & Trucks
2757	-	Industrial Machinery	2773	-	Marine Transportation
2777	-	Transportation Services	2791	-	Business Support Services
2797	-	Industrial Suppliers	3535	-	Distillers & Vintners
3537	-	Soft Drinks	3573	-	Farming Fishing & Plantations
3577	-	Food Products	3722	-	Durable Household Products
3726	-	Furnishings	3728	-	Home Construction
3747	-	Toys	3763	-	Clothing & Accessories
3765	-	Footwear	3767	-	Personal Products
3785	-	Tobacco	4533	-	Health Care Providers
4535	-	Medical Equipment	4577	-	Pharmaceuticals
5337	-	Food Retailers & Wholesalers	5371	-	Apparel Retailers
5373	-	Broadline Retailers	5375	-	Home Improvement Retailers
5379	-	Specialty Retailers	5553	-	Broadcasting & Entertainment
5555	-	Media Agencies	5557	-	Publishing
5751	-	Airlines	5752	-	Gambling
5753	-	Hotels	5755	-	Recreational Services
5757	-	Restaurants & Bars	5759	-	Travel & Tourism
6535	-	Fixed Line Telecommunications	6575	-	Mobile Telecommunications
7535	-	Conventional Electricity	7537	-	Alternative Electricity
7577	-	Water	8355	-	Banks
8534	-	Insurance Brokers	8536	-	Property & Casualty Insurance
8633	-	Real Estate Holding & Development	8637	-	Real Estate Services
8671	-	Industrial & Office REITs	8674	-	Diversified REITs
8675	-	Specialty REITs	8775	-	Specialty Finance
8777	-	Investment Services	8985	-	Equity Investment Instruments
9533	-	Computer Services	9535	-	Internet
9537	-	Software	9572	-	Computer Hardware
9574	-	Electronic Office Equipment	9578	-	Telecommunications Equipment
12003	-	ETF			



**ATHEX**  
Athens Stock Exchange

Λεωφ. Αθηνών 110 104 42 Αθήνα  
110, Athinon Ave. GR 104 42 Athens  
tel. (+30)210-33.66.800, fax (+30)210-33.66.101  
[www.athexgroup.gr](http://www.athexgroup.gr)