

19

**Ημερήσιο Δελτίο
Συναλλακτικής Δραστηριότητας**

Daily Official List
of Trading Activity

Thursday, 28 February, 2019
Year: 140 Trading Day No: 42



ATHEXGROUP
Athens Exchange Group

Disclaimer:

Hellenic Exchanges-Athens Stock Exchange S.A endeavours to ensure that the data and other material ("Information") presented on the Daily Official List are accurate and complete, but it is not liable for any errors or omissions of data or /and for the accuracy, credibility, updating and completeness of the aforesaid information nor it has any liability arising directly or indirectly from the use of the above Information.

The Company is not liable for the accuracy of the data included in listed companies' announcements. Only the sender of such an announcement is fully and solely liable for any infringement of third party's rights from the content of such announcement, All contents of the Daily Official List are provided only for information purposes and do not constitute investment advice or solicitation to invest in securities or other products listed for trading on the Exchange.

You acknowledge and agree that the Company is the owner of any property rights related to any Information appearing on the Daily Official List including intellectual property rights copyright, trademarks, etc.

The above data are a property of the Hellenic Exchanges-Athens Exchange and are copyright protected. Users are forbidden to reproduce, modify, copy, sale, transmit or redistribute, by all reproduction means and methods, part or the whole of the above data, without reference to their source.

The commercial exploitation of these data is, also, forbidden by third parties. Hellenic Exchanges-Athens Exchange does not carry any responsibility, direct or indirect, derived from usage or accidental alteration of the above data when used by third parties.

Hellenic Exchanges – Athens Stock Exchange S.A.

110 Athinon Ave.,10442 Athens, Tel: (210) 33.66.800, Fax: (210) 32.13.938

www.athexgroup.gr

Thessalonica Stock Exchange Center (T.S.E.C)

16-18 Katouni Str., Thessalonica 546 25 Tel: (2310) 567.667, Fax: (2310) 530.545

Athex Members Guarantee Fund

14-16 Fidiou Str., Athens 106 78, Tel: (210) 33.04.682, Fax: (210) 33.04.155

Hellenic Republic Capital Market Commission

1 Kolokotroni Str. & 1 Stadiou Str., Athens 10562 Tel: (210) 33.77.100 Fax: (210) 33.77.173

Table of Contents

Section 1: Statistical Figures of Securities, Derivatives and Lending

Summary of Markets

Athex Indices

Analytic Figures for Athex Market's Boards and Categories

Trading Details by Athex Sectors and Financial Instruments (ETFs)

Top 10 best & worst performing Shares

Derivatives Summary

Section 2: Analytic Figures of Shares Transactions

Analytic Figures of Shares Transactions

Shares' Notes

Section 3: Figures of Securities Transactions

Securities Blocks Details

Shares Rights Details

Stock Borrowing

Securities Forced Sales

Forced Sales Registered Shares

Exchange Traded Funds (ETFs) Characteristics

Section 5: Bonds traded in Fixed Income Assets Market

Convertible Corporate Bonds - Regulated Market

Non Convertible Corporate Bonds - Regulated Market

Government Bonds

Treasury Bills & Zero Coupon Government Bonds

Government Bonds Traded with the Open Outcry Method

State Banks Bonds

Section 6: Additional Infos

Athex & ATHEXClear Members List

List of Stocks under Market Making operations

Section 7: Derivatives Market Analytic Figures

Index Futures

Stock Futures

Index Options

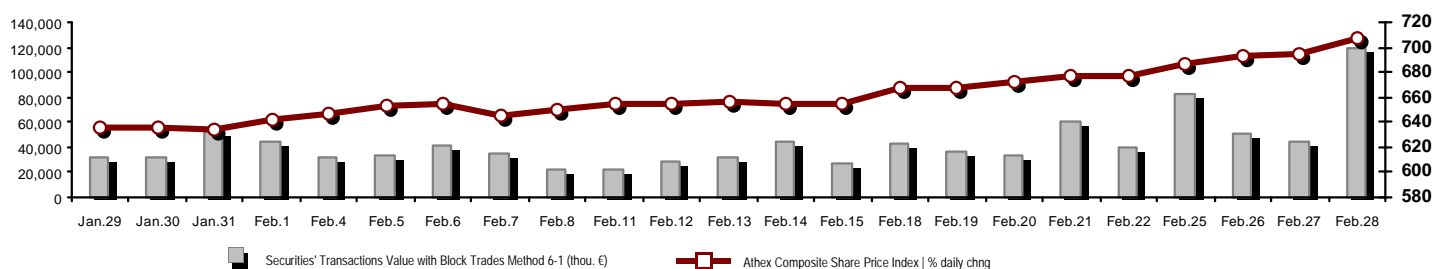
Stock Options

Stock Lending Analytic Figures

Appendix A: Sectors codification for listed companies

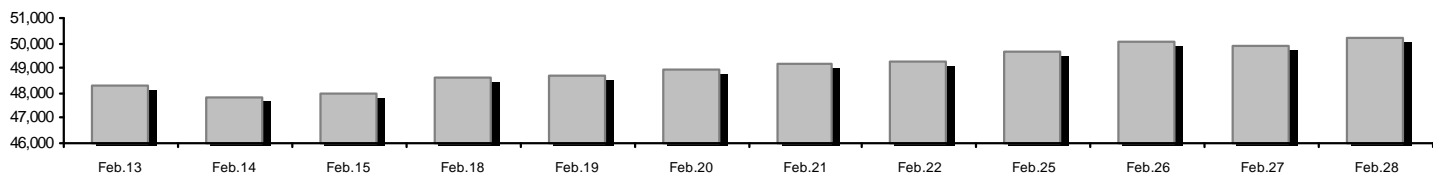
Summary of Markets

Athex Composite Share Price Index vs Shares and Derivatives Transactions Value

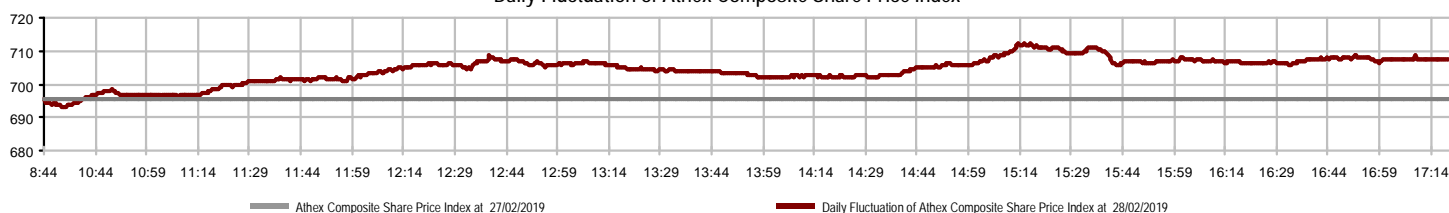


Athex Capitalisation (mill. €) **: 50,201.10	Derivatives Total Open Interest: 308,700
Daily change: mill. € %: 292.70 0.59%	in Index Futures % daily chng: 4,924 0.41%
Yearly Avg Capitalisation: mill. € % chng prev year Avg: 47,449.09 -8.98%	in Stock Futures % daily chng: 300,800 0.86%
Athex Composite Share Price Index % daily chng: 707.51 1.76%	in Index Options % daily chng: 1,786 1.77%
Athex Composite Share Price Index Capitalisation (mill. €): 44,811.61	in Stock Options % daily chng: 1,190 2.59%
Daily change (mill. €): 282.01	
Securities' Transactions Value with Block Trades Method 6-1 (thou. €): 119,475.92	Derivatives Contracts Volume: 97,338
Daily change: %: 74,638.43 166.46%	Daily change: pieces %: 58,926 153.41%
YtD Avg Trans. Value: thou. € % chng prev year Avg: 40,490.29 -26.28%	YtD Avg Derivatives Contracts % chng prev year Avg: 28,480 -49.15%
Blocks Transactions Value of Method 6-1 (thou. €): 5,134.07	Derivatives Trades Number: 5,586
Blocks Transactions Value of Method 6-2 & 6-3 (thou. €): 0.00	Daily change: number %: 2,666 91.30%
Bonds Transactions Value (thou.€): 654.28	YtD Avg Trades number % chng prev year Avg: 2,362 -12.88%
Securities' Transactions Volume with Block Trades Method 6-1 (thou. Pieces): 74,576.51	Lending Total Open Interest: 244,965
Daily change: thou. pieces %: 53,888.96 260.49%	Daily change: pieces %: -39,620 -13.92%
YtD Avg Volume: % chng prev year Avg: 25,116.24 -32.40%	Lending Volume (Multilateral/Bilateral): 9,421
Blocks Transactions Volume of Method 6-1 (thou. Pieces): 2,211.67	Daily change: pieces %: -709,196
Blocks Transactions Volume of Method 6-2 & 6-3 (thou. Pieces): 0.00	Multilateral Lending: 7,921
Bonds Transactions Volume: 645,000	Bilateral Lending: 1,500
Securities' Trades Number with Block Trades Method 6-1: 43,962	Lending Trades Number: 22
Daily change: number %: 23,295 112.72%	Daily change: %: -5
YtD Avg Trades number % chng prev year Avg: 20,212 -0.58%	Multilateral Lending Trades Number: 21
Number of Blocks Method 6-1: 8	Bilateral Lending Trades Number: 1
Number of Blocks Method 6-2 & 6-3: 0	
Number of Bonds Transactions: 27	

Athex Capitalisation (mill. €) **



Daily Fluctuation of Athex Composite Share Price Index



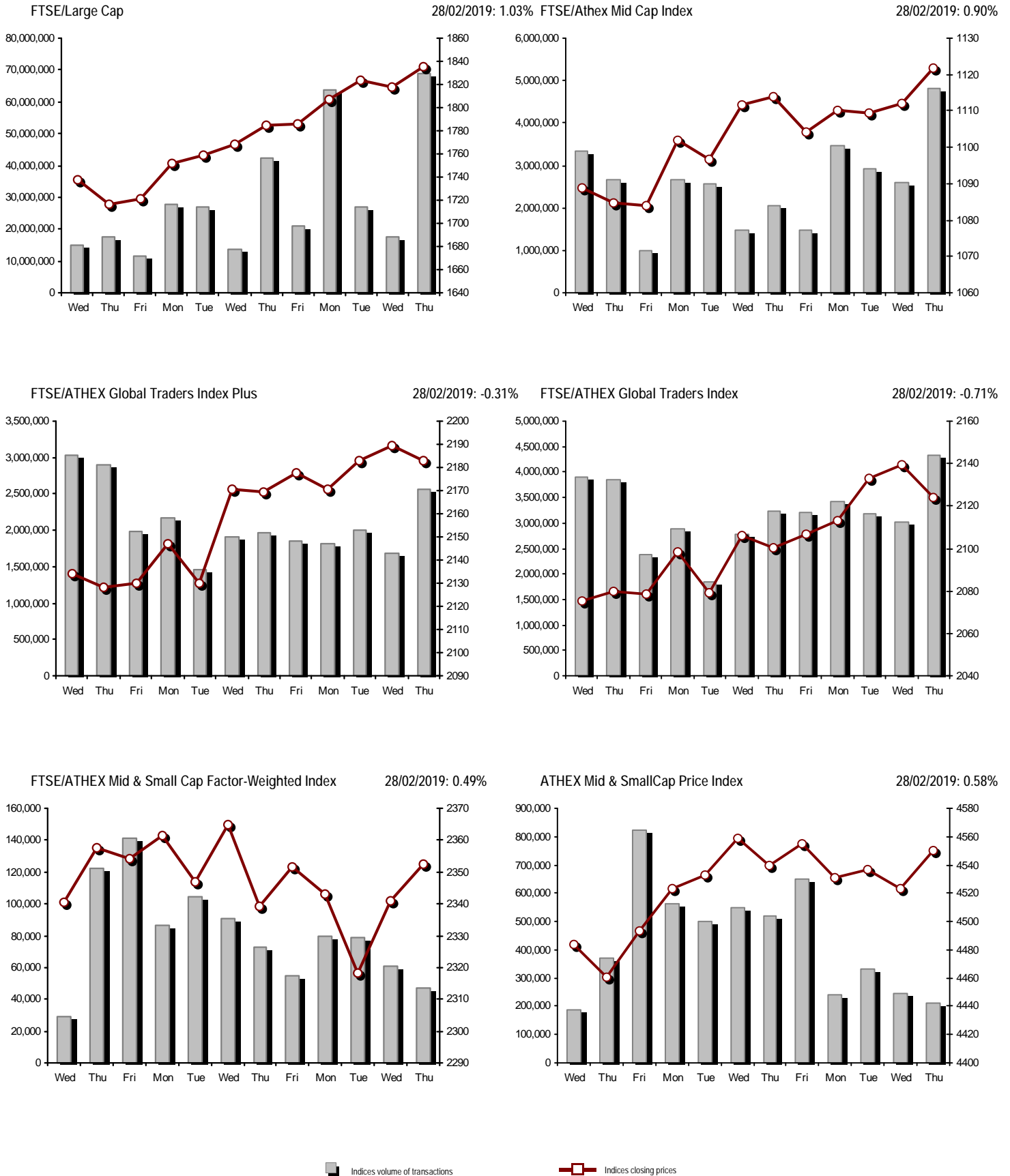
Athex Indices

Index name	28/02/2019	27/02/2019	pts.	%	Min	Max	Year min	Year max	Year change
Athex Composite Share Price Index	707.51 #	695.24	12.27	1.76%	693.11	712.23	600.12	712.23	15.36% #
FTSE/Athex Large Cap	1,835.87 #	1,817.07	18.80	1.03%	1,810.70	1,848.26	1,580.73	1,848.26	14.14% #
FTSE/Athex Mid Cap Index	1,121.95 #	1,111.93	10.02	0.90%	1,111.93	1,133.61	945.49	1,133.61	15.06% #
FTSE/ATHEX-CSE Banking Index	413.24 #	378.26	34.98	9.25%	375.63	419.67	275.15	419.67	24.19% #
FTSE/ATHEX Global Traders Index Plus	2,182.80 €	2,189.54	-6.74	-0.31%	2,182.64	2,199.30	1,947.04	2,199.30	9.44% #
FTSE/ATHEX Global Traders Index	2,124.19 €	2,139.34	-15.15	-0.71%	2,124.19	2,142.24	1,866.67	2,142.24	11.95% #
FTSE/ATHEX Mid & Small Cap Factor-Weighted Ind	2,352.27 #	2,340.84	11.43	0.49%	2,325.69	2,362.37	2,173.67	2,391.85	6.19% #
ATHEX Mid & SmallCap Price Index	4,549.68 #	4,523.37	26.31	0.58%	4,494.23	4,580.17	3,914.71	4,612.09	14.83% #
FTSE/Athex Market Index	455.75 #	451.10	4.65	1.03%	449.57	458.77	392.32	458.77	14.17% #
FTSE Med Index	4,385.20 €	4,420.75	-35.55	-0.80%			3,966.78	4,435.28	10.60% #
Athex Composite Index Total Return Index	1,122.90 #	1,103.44	19.46	1.76%	1,100.05	1,130.40	952.47	1,130.40	15.36% #
FTSE/Athex Large Cap Total Return	2,671.00 #	2,652.63	18.37	0.69%			2,321.35	2,671.00	14.14% #
FTSE/ATHEX Large Cap Net Total Return	804.73 #	796.49	8.24	1.03%	793.70	810.16	692.89	810.16	14.14% #
FTSE/Athex Mid Cap Total Return	1,384.75 #	1,369.11	15.64	1.14%			1,180.35	1,384.75	15.06% #
FTSE/ATHEX-CSE Banking Total Return Index	389.33 #	353.64	35.69	10.09%			265.40	389.33	24.20% #
Hellenic Mid & Small Cap Index	1,013.65 #	1,013.50	0.15	0.01%	1,010.08	1,020.10	884.70	1,020.10	11.80% #
FTSE/Athex Banks	545.99 #	499.77	46.22	9.25%	496.29	554.49	363.54	554.49	24.19% #
FTSE/Athex Financial Services	887.88 #	850.61	37.27	4.38%	850.03	888.49	744.92	888.49	13.79% #
FTSE/Athex Industrial Goods & Services	2,337.53 #	2,293.15	44.38	1.94%	2,278.80	2,337.95	1,884.26	2,337.95	22.42% #
FTSE/Athex Retail	66.30 ~	66.30	0.00	0.00%	65.31	66.79	58.44	72.19	10.67% #
FTSE/ATHEX Real Estate	3,629.40 #	3,518.72	110.68	3.15%	3,518.72	3,679.92	2,928.70	3,679.92	20.18% #
FTSE/Athex Personal & Household Goods	7,705.73 €	7,927.05	-221.32	-2.79%	7,705.73	7,934.50	6,649.54	8,050.37	12.03% #
FTSE/Athex Food & Beverage	11,016.46 €	11,167.57	-151.11	-1.35%	11,004.71	11,167.66	10,000.70	11,477.56	8.96% #
FTSE/Athex Basic Resources	3,796.38 #	3,629.33	167.05	4.60%	3,629.33	3,821.51	3,146.82	3,821.51	15.72% #
FTSE/Athex Construction & Materials	2,714.31 €	2,756.84	-42.53	-1.54%	2,714.31	2,762.77	2,473.36	2,762.77	5.11% #
FTSE/Athex Oil & Gas	5,046.93 €	5,094.29	-47.36	-0.93%	5,038.98	5,100.17	4,670.67	5,183.77	3.84% #
FTSE/Athex Chemicals	9,750.57 ~	9,750.57	0.00	0.00%	9,534.85	9,880.00	7,722.79	9,880.00	19.26% #
FTSE/Athex Travel & Leisure	1,549.31 #	1,532.98	16.33	1.07%	1,530.54	1,561.04	1,309.57	1,567.10	17.10% #
FTSE/Athex Technology	817.36 #	811.46	5.90	0.73%	809.65	824.02	692.80	824.02	15.25% #
FTSE/Athex Telecommunications	3,069.12 €	3,082.88	-13.76	-0.45%	3,066.36	3,096.64	2,614.94	3,096.64	17.12% #
FTSE/Athex Utilities	2,070.34 €	2,074.95	-4.61	-0.22%	2,057.39	2,084.11	1,729.19	2,084.11	17.70% #
Athex All Share Index	176.77 #	175.74	1.03	0.58%	176.77	176.77	157.01	176.77	11.86% #
Hellenic Corporate Bond Index	117.30 ~	117.30	0.00	0.00%			116.31	118.03	0.82% #
Hellenic Corporate Bond Price Index	96.02 €	96.03	-0.01	-0.01%			95.72	96.82	0.23% #

Note 1: FTSE/Med 100, Hellenic Corporate Bond Price Index and Hellenic Corporate Bond Index closing prices refer to the previous trading day of 26/02/2019.

Note 2: The Hellenic Mid & Small Cap Index is a Customized index calculated by the Athens Exchange.

Athex Indices



Analytic Figures for Athex Market's Boards and Categories

	Total Traded Securities	Main Market	Surveillance	Exchange Traded Funds (ETFs)
Totals	131	114	16	1
Gain / Lose / Same:	58 / 29 / 44	55 / 28 / 31	2 / 1 / 13	1 / 0 / 0
Athex Capitalisation (mill. €) **	50,201.10	49,989.88	211.22	
Daily Average Trans/ons Value(thou.€)	40,490.29	40,492.85	13.76	1.54
Transactions Value	119,475.92	119,455.76	20.13	0.04
Main Board:	114,341.85	114,321.69	20.13	0.04
Blocks Board 6_2_3:	5,134.07	5,134.07	0.00	0.00
Forced Sales Board:	0.00	0.00	0.00	0.00
Special Terms Board:	0.00	0.00	0.00	0.00
Daily Average Transactions Volume	25,116,237	25,008,703	119,621	89
Transactions Volume	74,576,513	74,438,925	137,586	2
Main Board:	72,364,847	72,227,259	137,586	2
Blocks Board 6_2_3:	2,211,666	2,211,666	0	0
Forced Sales Board:	0	0	0	0
Special Terms Board:	0	0	0	0
Daily Average Number of Trades	20,212	20,143	69	1
Number of Trades	43,962	43,854	106	2
Main Board:	43,954	43,846	106	2
Blocks Board 6_2_3:	8	8	0	0
Forced Sales Board:	0	0	0	0
Special Terms Board:	0	0	0	0

Trading Details by Athex Sectors and Financial Instruments (ETFs)

Code	Sectors	Gain / Lose / Same	Number of Trades	Transactions Volume	Transactions Value	% of Total Trans. Value
8300	- Banks	5 / 1 / 0	27,462	63,915,156	69,246,879.21	57.96%
1700	- Basic Resources	4 / 0 / 2	285	130,645	165,108.41	0.14%
1300	- Chemicals	2 / 0 / 3	142	26,539	60,522.28	0.05%
2300	- Construction & Materials	5 / 5 / 4	1,685	707,821	3,148,656.16	2.64%
12000	- Financial Instruments	1 / 0 / 0	2	2	36.91	0.00%
8700	- Financial Services	2 / 2 / 0	1,174	2,814,398	1,406,383.73	1.18%
3500	- Food & Beverage	2 / 4 / 7	395	267,773	886,442.43	0.74%
4500	- Health Care	2 / 2 / 1	103	106,188	74,643.85	0.06%
2700	- Industrial Goods & Services	11 / 0 / 6	2,237	1,113,475	6,705,646.58	5.61%
8500	- Insurance	0 / 0 / 1	14	1,093	4,001.11	0.00%
5500	- Media	0 / 0 / 0	---	---	---	---
500	- Oil & Gas	1 / 2 / 0	947	294,196	4,459,029.46	3.73%
3700	- Personal & Household Goods	4 / 3 / 6	1,525	519,207	5,037,861.97	4.22%
8600	- Real Estate	3 / 3 / 3	2,119	675,449	6,052,664.35	5.07%
5300	- Retail	1 / 1 / 3	40	7,570	9,847.49	0.01%
9500	- Technology	7 / 2 / 3	441	165,835	226,664.60	0.19%
6500	- Telecommunications	0 / 1 / 0	1,285	945,751	10,579,479.78	8.85%
5700	- Travel & Leisure	6 / 1 / 3	1,855	1,521,131	7,917,065.08	6.63%
7500	- Utilities	2 / 2 / 2	2,251	1,364,284	3,494,985.08	2.93%

Top 10 best & worst performing Shares

Main Market

With positive Price change			With negative Price change		
	Closing price	change		Closing price	change
PIRAEUS BANK (CR)	1.23	23.00% #	JUMBO SA (CR)	14.3	-4.03% €
ATTICA BANK S.A. (CR)	0.1418	12.54% #	TITAN CEMENT (CR)	19.26	-2.73% €
NATIONAL BANK (CR)	1.59	9.28% #	ADMIE (IPTO) HOLDING S.A. (CR)	1.74	-2.69% €
EUROBANK ERGASIAS (CR)	0.669	9.05% #	KLOUKINAS - LAPPAS SA (CR)	0.704	-2.22% €
ALPHA BANK (CR)	1.24	6.90% #	ELTECH ANEMOS S.A. (CR)	1.99	-1.97% €
SPACE HELLAS SA (CR)	5.25	6.27% #	IKTINOS HELLAS SA (CR)	4.92	-1.60% €
ELASTRON (CR)	1.34	5.51% #	CC HBC AG (CR)	29.54	-1.37% €
HELLENIC EXCHANGES-A.S.E. (CR)	4.18	4.50% #	NIREFS SA (CR)	0.169	-1.17% €
GRIVALIA PROPERTIES (CR)	9.81	4.36% #	MOTOR OIL (CR)	21.4	-1.15% €
MARFIN INVESTMENT GROUP (CR)	0.0835	3.86% #	BANK OF GREECE (CR)	13.25	-1.12% €
With the highest Transactions Value			With the highest Transactions Volume		
	Value (thou. €)	change		Volume	change
ALPHA BANK (CR)	24,107.03	6.90% #	EUROBANK ERGASIAS (CR)	21,564,080	9.05% #
NATIONAL BANK (CR)	21,241.25	9.28% #	ALPHA BANK (CR)	19,763,576	6.90% #
EUROBANK ERGASIAS (CR)	14,022.64	9.05% #	NATIONAL BANK (CR)	13,563,607	9.28% #
OTE (CR)	10,579.48	-0.45% €	PIRAEUS BANK (CR)	8,080,639	23.00% #
PIRAEUS BANK (CR)	9,593.52	23.00% #	MARFIN INVESTMENT GROUP (CR)	2,526,177	3.86% #
OPAP (CR)	7,217.38	1.24% #	OTE (CR)	945,751	-0.45% €
GRIVALIA PROPERTIES (CR)	5,462.19	4.36% #	ATTICA BANK S.A. (CR)	931,623	12.54% #
MYTILINEOS HOLDINGS (CR)	5,370.22	2.34% #	OPAP (CR)	801,763	1.24% #
JUMBO SA (CR)	3,959.07	-4.03% €	PPC (CR)	745,881	0.77% #
MOTOR OIL (CR)	3,357.14	-1.15% €	INTRALOT (CR)	615,721	3.11% #

Note: Stocks that are not included in the "Low Dispersion" and "Under Supervision" categories, and the transactions value is more than 10,000 €.

Derivatives Summary

	Number of Trades	Volume	Open Interest
Index Futures	389	1,847	4,924
FTSE/Athex Large Cap	389	1,847	4,924
Stock Futures	5,161	95,277	300,800
ADMIE (IPTO) HOLDING S.A. (CR)	60	418	6,719
ALPHA BANK (CR)	873	25,777	38,926
ATTICA BANK S.A. (CR)	3	117	288
CC HBC AG (CR)	45	102	225
CENERGY HOLDINGS (CB)	74	1,851	5,862
ELLAKTOR (CR)	117	576	10,659
EUROBANK ERGASIAS (CR)	655	17,302	67,262
EYDAP S.A. (CR)	5	18	573
FOURLIS (CR)	1	1	167
GEK TERNA (CR)	37	193	5,453
GRIVALIA PROPERTIES (CR)	5	19	95
HELLENIC EXCHANGES-A.S.E. (CR)	87	493	3,149
HELLENIC PETROLEUM (CR)	43	155	2,765
INTRACOM HOLDINGS (CR)	20	158	2,739
INTRALOT (CR)	53	568	5,389
JUMBO SA (CR)	169	304	631
LAMDA DEVELOPMENT SA (CR)	17	76	2,193
MARFIN INVESTMENT GROUP (CR)	69	1,931	50,130
MOTOR OIL (CR)	3	4	283
MYTILINEOS HOLDINGS (CR)	135	578	9,855
NATIONAL BANK (CR)	771	24,019	36,412
OPAP (CR)	55	215	2,117
OTE (CR)	43	243	3,895
P.P.A. S.A. (CR)	0	0	596
PIRAEUS BANK (CR)	1,409	17,248	20,263
PPC (CR)	237	1,639	14,585
TERNA ENERGY (CR)	73	393	3,451
TITAN CEMENT (CR)	11	20	169
VIOHALCO SA/NV (CB)	91	859	5,949
Index Options	32	164	1,786
FTSE/Athex Large Cap	32	164	1,786
Stock Options	4	50	1,190
ALPHA BANK (CR)	0	0	100
NATIONAL BANK (CR)	1	10	616
OPAP (CR)	0	0	111
OTE (CR)	0	0	0
PIRAEUS BANK (CR)	3	40	163
PPC (CR)	0	0	200
Total Derivatives Traded	5,586	97,338	308,700

Shares' Notes

Code	Note text
()	- Adjusted dividends.
*	- Last adjusted closing price.
[1]	- Net dividends.
[2]	- The "Date of Last Coupon" for New listings refers to the date company's stocks started to trade in Athex
[3]	- The Company Market Value is referred to the number of outstanding shares
[4]	- Sectors codification can be found in Appendix A
[5]	- The Market Value refers to the total number of shares listed (including their several classes) in the exchange by the company.
[6]	- P/E greater than 100
[7]	- Last view of the Order Book before the end of the trading session
[8]	- All Blocks Methods' Transactions Value are included.
4690	- Transfer to Surveillance category as of 4/4/2006.
4750	- Transfer to the Under Surveillance Category from 8/4/2011.
4865	- Suspension of trading as of 2/4/2012.
4887	- Transfer to the Surveillance Category as of 10/4/2012.
4912	- Transfer to the Surveillance Category as of 31/7/2012.
4914	- Suspension of trading as of 31/8/2012.
4918	- Suspension of trading as of 31/8/2012.
4955	- Transfer to the Surveillance Category as from 5/4/2013.
4956	- Transfer to the Surveillance Category as from 5/4/2013.
4957	- Transfer to the Surveillance Category as from 5/4/2013.
4958	- Transfer to the Surveillance Category as from 5/4/2013.
4959	- Transfer to the Surveillance Category as from 5/4/2013.
4983	- Transfer to the Surveillance Category as of 5/4/2013.
5080	- Transfer to the Surveillance Category as of 06/09/2011.
5093	- Transfer to the Surveillance Category as of 8/4/2015.
5094	- Transfer to the Surveillance Category as of 8/4/2015.
5095	- Transfer to the Surveillance Category as from 5/4/2013.
5101	- Suspension of trading as of 1/9/2015.
5110	- Suspension of trading as of 08/03/2016.
5112	- Transfer to the Surveillance Category as of 15/04/2016.
5115	- Transfer to the Surveillance Category as of 15/04/2016.
5123	- Transfer to the Surveillance Category as of 10/04/2014
5130	- Suspension of trading as of 18/04/2017.
5136	- Suspension of trading as of 02/05/2017.
5141	- Transfer to the Surveillance Category as of 10/05/2017.
5153	- Suspension of trading as of 03/10/2017.
5154	- Suspension of trading as of 03/10/2017.
5156	- Transfer to the Surveillance Category as of 11/12/2017.
5160	- Transfer to the Surveillance Category as of 15/04/2016.
5161	- Transfer to the Surveillance Category as of 25/11/2011.
5162	- Transfer to the Under Supervision Category as of 21/12/2009.
5165	- Transfer to the Surveillance Category as of 15/02/2018.
5171	- Suspension of trading as of 30/04/2018.
5172	- Suspension of trading as of 30/04/2018.
5174	- Suspension of trading as of 02/05/2018.
5178	- Transfer to the Surveillance Category as of 11/05/2018.
5179	- Suspension of trading as of 25/05/2018.
5190	- Transfer to the Surveillance Category as of 10/04/2012.
5191	- Suspension of trading as of 02/10/2018.
5192	- Suspension of trading as of 02/10/2018.
5193	- Transfer to the Surveillance Category as of 25/10/2018.
5194	- Transfer to the Surveillance Category as of 25/10/2018.

Shares' Notes

Code	Note text
5195	- Transfer to the Surveillance Category as of 27/06/2008.
5196	- Transfer to the Under Surveillance Category from 08/04/2011.
5197	- Transfer to the Surveillance Category as of 07/11/2018.
5199	- Suspension of trading as of 20/07/2018.
5200	- Transfer to the Surveillance Category as of 10/04/2012.

Securities Blocks Details

Securities	Block Volume	Price	Block Trade Value	Time of approval	Note
NATIONAL BANK (CR)	867,911	1.47	1,275,829.17	11:20:45	20
NATIONAL BANK (CR)	375,000	1.49	558,750.00	11:23:22	20
ALPHA BANK (CR)	250,000	1.21	301,500.00	11:37:03	20
ALPHA BANK (CR)	250,000	1.21	301,500.00	11:45:34	20
ALPHA BANK (CR)	250,000	1.21	302,500.00	12:40:11	20
JUMBO SA (CR)	36,418	14.72	536,072.96	12:48:33	20
MYTILINEOS HOLDINGS (CR)	82,337	8.95	736,916.15	14:35:28	20
OTE (CR)	100,000	11.21	1,121,000.00	16:59:22	20

Blocks Notes

- 9 - Method 6-1 / Special Fees
- 10 - Method 6-1 / Special Fees, SDS
- 14 - Method 6-3 / Settlement, Incomplete Buy and Sell
- 18 - Method 6-2 / SPOT 1
- 19 - Method 6-2 / SPOT 2
- 20 - Method 6-1 and Method 6-1 Same Day Settlement
- 21 - Other Pre-agreed

Shares Rights Details

Occured date	Exercise from	Exercise until	Trading until	Rights	Price min	Price max	Closing price	Last Bid	Last Ask	Volume	Trades	Transactions Value
--------------	---------------	----------------	---------------	---------------	-----------	-----------	---------------	----------	----------	--------	--------	--------------------

No Rights Transactions.

Securities Forced Sales

Securities	Category of Security	Transaction s Volume	Number of Trades	Transactions Value	Note
------------	----------------------	-------------------------	---------------------	-----------------------	------

No Forced Transactions.

Forced Sales Notes

1 - Normal Forced Sale.

2 - Forced Sales of Fixed Registered Shares.

3 - Forced Sales of Remaining Stock Fractions.

Forced Sales Registered Shares

Securities	Start Date	End Date	Initial Volume	Remaining Volume	Date	Avg price (day)	Avg price (period)	Number of Trades	Transactions Volume	Transactions Value
------------	------------	----------	----------------	------------------	------	-----------------	--------------------	------------------	---------------------	--------------------

No Fixed Registered Shares Forced Sales.

Forced Sales Notes

According to Decision 1/380/04.05.2008 of the Hellenic Republic Capital Market Commission, the certificated registered shares that have not been deposited to the issuer for dematerialisation, will be auctioned in the Athens Exchange by the supervising issuer. Forced sales procedure is held according to Article 99A of the Athens Exchange Rulebook. The average price of the period is calculated by dividing the Total transactions value by the Total volume and includes all the transactions made until the current date.

Exchange Traded Funds (ETFs) Characteristics

	Transactions Date (T)	Creation / Redemption	Units (T-1)	New Units (T-1)	Redemption Units (T-1)	Units (T) [1]	Fund Assets [2]	Net Unit Price	Dividend per	Dividend Date
ALPHA ETF FTSE Athex Large Cap	28/02/2019	5,000	642,382	---	---	642,382	11,664,380.00	18.1580	0.43	30/06/2018

ETFs Notes

[1] - Units (T) = Units (T-1) + New Units (T-1) - Redemption Units (T-1)

[2] - The Creation / Redemption Units of T-1 are included.

Convertible Corporate Bonds - Regulated Market

Num Listed Bonds	Nominal price	Issue price	Today's Rate	Exp. Date	Duration (years)	Note	Coupon		Trading	Corporate Bonds	Price min	Price max	Closing price	Previous closing price/date	Volume	Transactions Value	Last order			ear min	Year max
							Common	Preferred									Price	Buy / Sell	Date		
179,991,941	0.30	0.30	1.00	11/10/2025	9	---	10	---	1	FORTHNET S.A. (Convertible)	---	---	---	---	---	---	1.0610	B	14/02/2019	100.0000	100.0000

Corporate Bonds Notes

Transactions Volume = (Pieces) * (Nominal Price). Transactions Value = (Pieces) * (Nominal Price) * (price %) + (Accrued interest).

The price of a Bond is stated as a percentage (%) of Bond's Nominal Price.

Nominal Price in Euros (€), except if it is noted differently.

Non Convertible Corporate Bonds - Regulated Market

Num Listed Bonds	Nominal price	Issue price	Today's Rate	Exp. Date	Duration (years)	Note	Coupon		Trading	Corporate Bonds	Accrued Int.	Yield.T.Mat	Price min	Price max	Closing price	Previous closing price/date	Volume	Transactions Value	Last order		ear min	Year max		
							Common	Preferred											Price	Buy / Sell			Date	
25,000	1,000.00	1,000.00	4.95	26/06/2023	5	---	2	---	1	B&F COMM. & GARM. INDUS. S.A. (Non Convertible)	9.2125	6.1890	95.0000	95.0000	95.0000	95.0000	27/02/2019	62,000	59,471.18	95.0000	B	28/02/2019	93.0000	98.5000
90,000	1,000.00	1,000.00	3.00	11/05/2023	5	---	2	---	1	CORAL A.E. (Non Convertible)	9.3333	2.8000	100.0100	100.5000	100.5000	100.6930	27/02/2019	18,000	18,213.90	100.1500	B	28/02/2019	100.3000	101.5000
120,000	1,000.00	1,000.00	3.95	04/04/2025	7	---	2	---	1	GEK TERNA S.A. (Non Convertible)	16.5681	3.7540	100.3000	100.3000	100.3000	100.4180	27/02/2019	1,000	1,019.57	99.9250	B	28/02/2019	99.0000	101.0000
60,000	1,000.00	1,000.00	3.85	21/07/2022	5	---	4	---	1	TERNA ENERGY FINANCE S.A. (Non Convertible)	4.4917	3.0840	---	---	---	101.7800	26/02/2019	---	---	101.8000	B	28/02/2019	100.5200	103.3400
300,000	1,000.00	1,000.00	3.10	27/06/2022	5	---	4	---	1	MYTILINEOS HOLDINGS S.A. (Non Convertible)	5.7694	2.5330	101.2000	101.4000	101.3496	101.5160	27/02/2019	519,000	528,998.54	101.1900	B	28/02/2019	100.0500	103.4000
50,000	1,000.00	1,000.00	4.35	20/06/2022	5	---	4	---	1	SYSTEMS SUNLIGHT S.A. (Non Convertible)	8.9417	3.3080	---	---	---	102.4000	27/02/2019	---	---	101.8000	B	28/02/2019	99.4118	102.9000
200,000	1,000.00	1,000.00	3.50	21/03/2022	5	---	4	---	1	O.P.A.P. S.A. (Non Convertible)	15.9444	2.6540	101.8500	101.9500	101.9022	101.9500	27/02/2019	45,000	46,573.50	101.8200	B	28/02/2019	101.6500	102.2800
40,000,000	1.00	1.00	5.00	04/10/2021	5	---	10	---	1	HOUSEMARKET S.A. (Non Convertible)	0.0082	3.4570	---	---	---	102.7100	27/02/2019	---	---	102.0000	B	28/02/2019	101.9500	103.7990

Corporate Bonds Notes

Transactions Volume = (Pieces) * (Nominal Price). Transactions Value = (Pieces) * (Nominal Price) * (price %) + (Accrued interest).

The price of a Bond is stated as a percentage (%) of Bond's Nominal Price.

Nominal Price in Euros (€), except if it is noted differently.

Government Bonds

Number Listed Bonds	Nominal price	Today's Rate	Accrued Interest Calc	Exp. Date [1]	Duration (years)	Note	Coupons Date	Curr. coupon value	Trading Unit	Government Bonds	Price min	Price max	Closing price	Previous closing price/date	Volume	Transactions Value	Price	Last order Buy / Sell	Date
3,000,000	1,000.00	4.38	Actual/Actual	01/08/2022	5	---	01/08	4.38	1	GGB-FXD-010822-05Y-4.375-1.000	---	---	---	---	---	---	1.0000	B	28/11/2018
2,500,000	1,000.00	3.45	Actual/Actual	02/04/2024	5	---	02/04	3.45	1	GGB-FXD-020424-05Y-3.450-1.000	---	---	---	---	---	---	---	---	---
4,355,990,324	1.00	3.50	Actual/Actual	30/01/2023	5	---	01/02 - 31/01	3.50	1	GGB-FXD-300123-05Y-3.500-1.000	---	---	---	94.5720 13/07/2018	---	---	1.0000	B	28/11/2018
5,962,747,327	1.00	3.75	Actual/Actual	30/01/2028	10	---	/02 - 01/02 - 31/	3.75	1	GGB-FXD-300128-10Y-3.750-1.000	---	---	---	85.4610 13/07/2018	---	---	1.0000	B	28/11/2018
6,091,218,404	1.00	3.90	Actual/Actual	30/01/2033	15	---	/02 - 01/02 - 31/	3.90	1	GGB-FXD-300133-15Y-3.900-1.000	---	---	---	78.6730 13/07/2018	---	---	1.0000	B	28/11/2018
4,805,399,486	1.00	4.00	Actual/Actual	30/01/2037	19	---	/02 - 01/02 - 31/	4.00	1	GGB-FXD-300137-19Y-4.000-1.000	---	---	---	77.0370 13/07/2018	---	---	1.0000	B	28/11/2018
4,603,713,186	1.00	4.20	Actual/Actual	30/01/2042	24	---	/02 - 01/02 - 31/	4.20	1	GGB-FXD-300142-24Y-4.200-1.000	---	---	---	77.7640 13/07/2018	---	---	1.0000	B	28/11/2018
550,418,123	1.00	3.00	Actual/Actual	24/02/2023	11	---	24/02	3.00	1	GGB-FXD-240223-11Y-2.000-1.000	---	---	---	10.0000 22/06/2015	---	---	---	---	---
445,007,576	1.00	3.00	Actual/Actual	24/02/2024	12	---	24/02	3.00	1	GGB-FXD-240224-12Y-2.000-1.000	---	---	---	10.0000 22/06/2015	---	---	---	---	---
423,674,226	1.00	3.00	Actual/Actual	24/02/2025	13	---	24/02	3.00	1	GGB-FXD-240225-13Y-2.000-1.000	---	---	---	10.0000 22/06/2015	---	---	---	---	---
212,292,153	1.00	3.00	Actual/Actual	24/02/2026	14	---	24/02	3.00	1	GGB-FXD-240226-14Y-2.000-1.000	---	---	---	10.0000 22/06/2015	---	---	---	---	---
160,621,352	1.00	3.00	Actual/Actual	24/02/2027	15	---	24/02	3.00	1	GGB-FXD-240227-15Y-2.000-1.000	---	---	---	10.0000 22/06/2015	---	---	---	---	---
183,244,055	1.00	3.00	Actual/Actual	24/02/2028	16	---	24/02	3.00	1	GGB-FXD-240228-16Y-2.000-1.000	---	---	---	10.0000 22/06/2015	---	---	---	---	---
164,802,894	1.00	3.00	Actual/Actual	24/02/2029	17	---	24/02	3.00	1	GGB-FXD-240229-17Y-2.000-1.000	---	---	---	10.0000 22/06/2015	---	---	---	---	---
165,460,943	1.00	3.00	Actual/Actual	24/02/2030	18	---	24/02	3.00	1	GGB-FXD-240230-18Y-2.000-1.000	---	---	---	10.0000 22/06/2015	---	---	---	---	---
129,007,241	1.00	3.00	Actual/Actual	24/02/2031	19	---	24/02	3.00	1	GGB-FXD-240231-19Y-2.000-1.000	---	---	---	10.0000 22/06/2015	---	---	---	---	---
126,192,683	1.00	3.00	Actual/Actual	24/02/2032	20	---	24/02	3.00	1	GGB-FXD-240232-20Y-2.000-1.000	---	---	---	10.0000 22/06/2015	---	---	---	---	---
146,905,168	1.00	3.00	Actual/Actual	24/02/2033	21	---	24/02	3.00	1	GGB-FXD-240233-21Y-2.000-1.000	---	---	---	10.0000 22/06/2015	---	---	---	---	---
154,475,606	1.00	3.00	Actual/Actual	24/02/2034	22	---	24/02	3.00	1	GGB-FXD-240234-22Y-2.000-1.000	---	---	---	10.0000 22/06/2015	---	---	---	---	---
144,429,441	1.00	3.00	Actual/Actual	24/02/2035	23	---	24/02	3.00	1	GGB-FXD-240235-23Y-2.000-1.000	---	---	---	10.0000 22/06/2015	---	---	---	---	---
166,211,676	1.00	3.00	Actual/Actual	24/02/2036	24	---	24/02	3.00	1	GGB-FXD-240236-24Y-2.000-1.000	---	---	---	10.0000 22/06/2015	---	---	---	---	---
145,461,669	1.00	3.00	Actual/Actual	24/02/2037	25	---	24/02	3.00	1	GGB-FXD-240237-25Y-2.000-1.000	---	---	---	10.0000 22/06/2015	---	---	---	---	---
146,941,087	1.00	3.00	Actual/Actual	24/02/2038	26	---	24/02	3.00	1	GGB-FXD-240238-26Y-2.000-1.000	---	---	---	10.0000 22/06/2015	---	---	---	---	---
135,115,612	1.00	3.00	Actual/Actual	24/02/2039	27	---	24/02	3.00	1	GGB-FXD-240239-27Y-2.000-1.000	---	---	---	10.0000 22/06/2015	---	---	---	---	---
141,909,637	1.00	3.00	Actual/Actual	24/02/2040	28	---	24/02	3.00	1	GGB-FXD-240240-28Y-2.000-1.000	---	---	---	10.0000 22/06/2015	---	---	---	---	---
136,788,720	1.00	3.00	Actual/Actual	24/02/2041	29	---	24/02	3.00	1	GGB-FXD-240241-29Y-2.000-1.000	---	---	---	10.0000 22/06/2015	---	---	---	---	---
163,643,410	1.00	3.00	Actual/Actual	24/02/2042	30	---	24/02	3.00	1	GGB-FXD-240242-30Y-2.000-1.000	---	---	---	10.0000 22/06/2015	---	---	---	---	---
742,153	1,000.00	0.40	FLR Actual/360	10/08/2019	5	---	10/02 - 10/08	---	1	GGB-FLT-100819-05Y-0.934-1.000	---	---	---	---	---	---	50.0001	B	12/12/2017
3,000,000	1,000.00	3.38	Actual/Actual	15/02/2025	7	---	15/02	3.38	1	GGB-FXD-150225-07Y-3.375-1.000	---	---	---	---	---	---	---	---	---
250,250	1,000.00	2.90	Actual/Actual	20/03/2023	4	---	20/03	2.90	1	GGB-FXD-200323-04Y-2.900-1.000	---	---	---	---	---	---	---	---	---
964,000	1,000.00	3.25	Actual/Actual	20/03/2025	6	---	20/03	3.25	1	GGB-FXD-200325-06Y-3.250-1.000	---	---	---	---	---	---	---	---	---
2,100,000	1,000.00	3.55	Actual/Actual	20/03/2026	7	---	20/03	3.55	1	GGB-FXD-200326-07Y-3.550-1.000	---	---	---	---	---	---	---	---	---
2,456,470	1,000.00	4.75	Actual/Actual	17/04/2019	5	---	17/04	4.75	1	GGB-FXD-170419-05Y-4.750-1.000	---	---	---	---	---	---	---	---	---

Government Bonds Notes

Transactions Volume = (Pieces) * (Nominal Price). Transactions Value = (Pieces) * (Nominal Price) * (price %) + (Accrued interest).

The Value of current coupon for the issues with NV 0.01 euro refers to NV 100 euros

FLR: Floating Interest Rate.

[1] - The Expiration Date of the interest bearing period and the Date for coupon payment.

Treasury Bills & Zero Coupon Government Bonds

Issue Date	13-Week Maturity									26-Week Maturity									52-Week Maturity								
	Exp. Date	Initial Rate	Num Listed Bonds	Nominal price	Issue price	Last Trade Price	Last Trade Date	Volume Traded	Note	Exp. Date	Initial Rate	Num Listed Bonds	Nominal price	Issue price	Last Trade Price	Last Trade Date	Volume Traded	Note	Exp. Date	Initial Rate	Num Listed Bonds	Nominal price	Issue price	Last Trade Price	Last Trade Date	Volume Traded	Note
16/03/2018	---	---	---	---	---	---	---	---	---	---	---	---	---	---	---	---	---	---	15/03/2019	1.25	1,000,000	1,000.00	987.52	---	---	---	---
15/06/2018	---	---	---	---	---	---	---	---	---	---	---	---	---	---	---	---	---	---	14/06/2019	1.09	1,000,000	1,000.00	989.10	---	---	---	---
14/09/2018	---	---	---	---	---	---	---	---	---	---	---	---	---	---	---	---	---	---	13/09/2019	1.09	1,000,000	1,000.00	989.10	---	---	---	---
14/12/2018	---	---	---	---	---	---	---	---	---	---	---	---	---	---	---	---	---	---	13/12/2019	1.09	1,000,000	1,000.00	989.10	---	---	---	---

Bonds in Circulation	Currency / Min nominal traded Value	Coupons Payment Date	Current Coupon Value	Note	Coupon	Trading Unit	Issue Date	Duration (years)	Today's Interest	A.I.C in days	Bonds	Last price of previous days		Last Outcry in Cash (euro)			Trades in Pieces	Life min	Life Max
												Price	Buy / Sell	Price	Buy / Sell	Date			
Corporate Bonds in Foreign Currency and Euro																			
103,746	GBP / 10	01/12	0.25	---	60	1	01/12/1930	98	2.5	360	National Mortgage Bank	2.27	05/02/1996	2.27	S	05/02/1996	---	2.27	2.27
0	GBP / 10	01/12	0.25	---	62	1	01/12/1928	100	2.5	360	National Mortgage Bank	---	---	---	---	---	---	---	---

Government Bonds Notes

A.I.C: Accrued Interest Calculation base.

FLR: Floating Interest Rate.

The minimum tradeable Nominal Value for all Demeterialised Government Titles is 100 Euros.

(μτφρ-0)

Athex & ATHEXClear Members List

Member Name	Stock Market			Derivatives Market		ATHEXClear Member				
	Address	Phone	Fax	Market Member	Remote Member	Market Maker	Proprietary	Market Maker	General Clearing	Direct Clearing
A. SARRIS SECURITIES S.A.				a						
6, DRAGATSANIOU ATHINA	+30 2103367700	210-3312324								
ALPHA BANK A.E.									a	
40, STADIOU STR ATHINA	(210)-3260000	(210)-3264116								
	(210)-3265546	(210)-3265811								
103, AVE. ATHINON ATHINA	+30 2103436820	210-3436270								
ALPHA FINANCE INVESTMENT SERVICES S.A.				a		a	a			a
5, MERLIN ATHINA	+30 2103677400	210-33311193								
ARDU PRIME SECURITIES S.A.				a			a			
12-14, KARAGIORGI SERVIAS ATHINA	+30 2103800820	210-3000854								
ARGUS STOCKBROKERS LTD				a	a		a			
25, DIMOSTHENI SEVERI AVE NICOSIA	+357 22717000	0035722717070								
ATLANTIC SECURITIES LIMITED				a	a					
37, PRODROMOU NICOSIA	+357 22445400	00357 22661914								
AXIA VENTURES GROUP LTD				a	a					
, KRANIDIOTI 10, OFFICE 102 NICOSIA	+357 22742000	357 22742001								
AXON SECURITIES S.A.				a			a			
48, STADIOU ATHINA	+30 2103363800	210-3243903								
BETA SECURITIES S.A.				a		a	a			a
29, ALEXANDRAS AVEN. & VRAILA ATHINA	+30 2106478900	210-6410139								
BNP PARIBAS SECURITIES SERVICES									a	
2, LAMPSAKOU ATHINA	+30 2107468500	210-7468579-581								
CAPITAL SECURITIES S.A.				a			a			
58, MITROPOLEOS ATHINA	+30 2103369700	+30 210 3369820								
CFS SECURITIES-INVESTMENT SERVICES S.A.				a						
3, PAPARRIGOPOULOU ATHINA	+30 2103360800	+30 210-3360980								
CITIGROUP GLOBAL MARKET LTD				a	a					
1, CITIGROUP CENTER , CANADA SQ., CANARY WHARF LONDON	+44 02079864000									
CREDIT SUISSE SECURITIES (EUROPE) LIMITED				a	a					
1, CABOT SQUARE LONDON	+44 2078888888									
CYCLOS SECURITIES S.A.				a			a			a
39, PANEPISTIMIOU ATHINA	+30 2103364300	+30 210-3239122								
DEUTSCHE BANK S.A.				a	a		a			
1, GREAT WINCHESTER STREET LONDON	+44 20 754 54209	00441133361437								
DYNAMIC SECURITIES S.A.				a			a			a
, SYGROU AVENUE 223 & TRALLEON 2 NEA SMYRNI	+30 2103677700	210-3677777								
EUROBANK EQUITIES INVESTMENT FIRM S.A				a		a	a			a
, FILELLINON 10 & XENOFONTOS 13 ATHINA	+30 2103720000	210-3720001								
EUROBANK ERGASIAS S.A.									a	
8, OTHONOS STR. ATHINA	(210)-3337969	(210)-3245916								
	(210)-3337000	(210)-3233866								
8, OTHONOS ATHINA	+30 2103337000	210-3245916								
EUROCORP INVESTMENT SERVICES S.A.				a			a			a
14, FILIKIS ETERIAS SQ, ATHINA	+30 2107263500	2107263666								
EUROTRUST INVESTMENT FIRM SA				a						
113, SEVASTOUPOLEOS ATHINA	+30 2103363100	+30 210-3238334								
EUROXX SECURITIES S.A.				a		a	a			a
7, PALAIOLOGOU CHALANDRI	(210)-6879400	(210)-6879401								
7, PALEOLOGOU CHALANDRI	+30 2106879400	210-6879401								
G. A. PERVANAS SECURITIES-INVESTMENT SERVICES CO S.A.				a						
7-9, SOFOKLEOUS ATHINA	+30 2103727200	210-3210-291								
GLOBAL CAPITAL SECURITIES AND FINANCIAL SERVICES LTD				a	a					
50, AVE. ARCHIEPISKOPOU MAKARIOU NICOSIA	+357 22710710	357 22339332								
HELLENIC BANK (INVESTMENTS) LTD					a					
, AVE. KYRIAKOU MATSI 31 - PO BOX 24747 NICOSIA	+357 22500100	357 22500110								
HELLENIC-AMERICAN SECURITIES S.A.				a		a	a			a
27, ANDREA PAPANDREOU ATHINA	+30 2103311100	+30 210-3215968								
HSBC FRANCE									a	
109-111, AVE. MESOGION ATHINA	+30 2106960000	210-6929336								
INDEX SECURITIES S.A.				a						
6, DRAGATSANIOU ATHINA	+30 2103213920	+30 210-3213216								
INVESTMENT BANK OF GREECE S.A.				a		a	a		a	
32, EGIALIAS & PARADISOU MAROUSI	+30 2108173111	+30 210-6896325								

Athex & ATHEXClear Members List

Member Name	Stock Market			Derivatives Market		ATHEXClear Member				
	Address	Phone	Fax	Market Member	Remote Member	Market Maker	Proprietary	Market Maker	General Clearing	Direct Clearing
J. CHR. MAVRIKIS SECURITIES S.A.				a						
5, SOFOKLEOUS ATHINA	+30 2103216730	210-3217767								
KAPPA SECURITIES S.A.				a			a			
15, VALAORITOU ATHINA	+30 2103678600	+30 210-3641002								
KARAMANOF SECURITIES AND INVESTMENT SERVICES S.A.				a			a			
2, SQ. AGION THEODORON ATHINA	+30 2103212947	+30 210-3217088								
LAIKI FINANCIAL SERVICES LTD					a					
26, AVE. VYRONOS NICOSIA	357 22367367	357 22718567								
LEON DEPOLAS SECURITIES S.A.				a		a	a			
1, CHRISTOU LADA ATHINA	+30 2103213276	+30 210-3211618								
MEGA EQUITY SECURITIES & FINANCIAL SERVICES PUBLIC LTD				a	a		a			
42-44, AVE. GRIVA DIGENI NICOSIA	+357 22711711	357 22711811								
MERIT SECURITIES S.A				a		a	a			a
5, SOFOKLEOUS ATHINA	+30 2141008800	210-3671830								
MERRILL LYNCH INTERNATIONAL				a	a					
2, KING EDWARD STREET LONDON	+44 20276281000									
N. CHRYSOCHOIDIS STOCK BROKERAGE I.S.S.A.				a			a			a
7-9, SOFOKLEOUS ATHINA	+30 2103213913	+30 210-3216115								
NATIONAL BANK OF GREECE S.A.				a		a	a		a	
68, AKADIMIAS STR. ATHINA	(210)-3328817	(210)-3328678								
86, AIOLOU STR. ATHINA	(210)-3341000	(210)-3228187								
NATIONAL SECURITIES S.A				a		a	a	a		
66, KIFISIAS AVE, BUILDING A ATHINA	+30 2107720000	+30 210-7720002								
NUNTIUS BROKERAGE AND INVESTMENT SERVICES S.A				a						
6, DRAGATSANIOU ATHINA	+30 2103350599	+30210-3254846								
ONE PLUS CAPITAL LIMITED				a	a					
, 75 PRODROMOU AVENUE, ONEWORLD PARKVIEW HOUSE, 3RD FLOOR, 22873760										
PANTELAKIS SECURITIES S.A.				a		a	a	a		
57, ETHNIKIS ANTISTASIS B CHALANDRI	+30 2106965000	210-6929550								
PEGASUS SECURITIES S.A				a			a			
17, VALAORITOU & AMERIKIS ATHINA	+30 2103670700	+30 210-3670760								
PIRAEUS BANK S.A.				a			a		a	
4, AMERIKIS STR ATHINA	(210)-3335918	(210)-3254207								
4, AMERIKIS ATHINA	+30 2103335000	210-3335079								
4, AMERIKIS STR. ATHINA	(210)-3335000	(210)-3335079								
PIRAEUS SECURITIES S.A.				a		a	a	a		a
10, STADIOU ATHINA	+30 2103354100	210-3354170								
PRELIUM INVESTMENT SERVICES S.A.				a			a			
342, KIFISIAS ATHINA	+30 2103677044	+30 210-6926403								
PROCHOICE SECURITIES LTD				a	a					
57, SPYROU KYPRIANOY NICOSIA	+357-24-661192	+357-24-662464								
SHARELINK SECURITIES-FINANCIAL SERVICES LTD				a	a		a			
6, THEOTOKI MEGARO ELLINA NICOSIA	+357 22554200	+357 22750852								
SOCIETE GENERALE S.A.				a	a		a			
, 17 COURS VALMY 92987 PUTEAUX - LA DEFENSE PARIS	+33 157290504	+33142138697								
SOLIDUS SECURITIES S.A				a			a			a
64, LOUIZIS RIANCOUR ATHINA	+30 2106900600	210-6985421								
ST. EM. LAVRENTAKIS SECURITIES S.A.				a			a			
7-9, SOFOKLEOUS ATHINA	+30 2103213336	+30 210-3246572								
THE CYPRUS INVESTMENT & SECURITIES CORPORATION LTD				a	a					
154, LIMASSOL AVENUE, STROVOLOS NICOSIA	+357 22121700	357 22338800								
UBS LIMITED				a	a					
1, FINSBURY AVENUE LONDON	+44 2075687135									

List of Stocks under Market Making operations

Securities	Market Maker	Start Market Making	Stock Category
ADMIE (IPTO) HOLDING S.A. (CR)	PIRAEUS SECURITIES S.A.	29/06/2017	Main Market
ALPHA BANK (CR)	ALPHA FINANCE INVESTMENT SERVICES S.A.	29/02/2016	Main Market
	EUROBANK EQUITIES INVESTMENT FIRM S.A	24/10/2012	
	HELLENIC-AMERICAN SECURITIES S.A.	06/02/2019	
	LEON DEPOLAS SECURITIES S.A.	04/01/2016	
	MERIT SECURITIES S.A	03/09/2013	
	NATIONAL SECURITIES S.A	15/01/2013	
	PIRAEUS SECURITIES S.A.	28/05/2013	
ALUMIL (CR)	BETA SECURITIES S.A.	18/07/2013	Main Market
ATTICA BANK S.A. (CR)	BETA SECURITIES S.A.	02/06/2014	Main Market
	EUROXX SECURITIES S.A.	22/01/2016	
	PIRAEUS SECURITIES S.A.	20/09/2017	
ATTICA HOLDINGS (CR)	HELLENIC-AMERICAN SECURITIES S.A.	28/12/2017	Main Market
AUTOHELLAS SA (CR)	EUROXX SECURITIES S.A.	02/07/2018	Main Market
BYTE COMPUTER SA (CR)	MERIT SECURITIES S.A	04/08/2013	Main Market
CC HBC AG (CR)	EUROBANK EQUITIES INVESTMENT FIRM S.A	23/10/2013	Main Market
	NATIONAL SECURITIES S.A	29/04/2013	
	PIRAEUS SECURITIES S.A.	04/05/2015	
CENERGY HOLDINGS (CB)	ALPHA FINANCE INVESTMENT SERVICES S.A.	02/01/2017	Main Market
	EUROBANK EQUITIES INVESTMENT FIRM S.A	02/01/2017	
CNL CAPITAL (CR)	MERIT SECURITIES S.A	01/10/2018	Main Market
EKTER SA (CR)	EUROBANK EQUITIES INVESTMENT FIRM S.A	16/10/2017	Main Market
	LEON DEPOLAS SECURITIES S.A.	21/05/2018	
ELASTRON (CR)	LEON DEPOLAS SECURITIES S.A.	20/02/2017	Main Market
ELLAKTOR (CR)	EUROBANK EQUITIES INVESTMENT FIRM S.A	01/06/2013	Main Market
	EUROXX SECURITIES S.A.	24/09/2018	
	HELLENIC-AMERICAN SECURITIES S.A.	14/01/2019	
	NATIONAL SECURITIES S.A	25/06/2013	
	PIRAEUS SECURITIES S.A.	22/10/2018	
ELTON SA (CR)	BETA SECURITIES S.A.	03/09/2013	Main Market
ELVALHALCOR (CB)	ALPHA FINANCE INVESTMENT SERVICES S.A.	07/05/2018	Main Market
	EUROBANK EQUITIES INVESTMENT FIRM S.A	07/05/2018	
EUROBANK ERGASIAS (CR)	ALPHA FINANCE INVESTMENT SERVICES S.A.	08/01/2013	Main Market
	EUROBANK EQUITIES INVESTMENT FIRM S.A	01/06/2013	
	HELLENIC-AMERICAN SECURITIES S.A.	25/07/2014	
	MERIT SECURITIES S.A	06/11/2017	
	NATIONAL SECURITIES S.A	01/01/2017	
	PIRAEUS SECURITIES S.A.	28/09/2013	
FOURLIS (CR)	EUROBANK EQUITIES INVESTMENT FIRM S.A	01/12/2016	Main Market
	EUROXX SECURITIES S.A.	01/12/2016	
	PIRAEUS SECURITIES S.A.	06/03/2017	
GEK TERNA (CR)	HELLENIC-AMERICAN SECURITIES S.A.	07/09/2015	Main Market
GR. SARANTIS S.A. (CR)	ALPHA FINANCE INVESTMENT SERVICES S.A.	19/06/2018	Main Market
	BETA SECURITIES S.A.	14/05/2013	
	EUROBANK EQUITIES INVESTMENT FIRM S.A	24/10/2016	
GRIVALIA PROPERTIES (CR)	EUROBANK EQUITIES INVESTMENT FIRM S.A	20/09/2017	Main Market
HELLENIC EXCHANGES-A.S.E. (CR)	NATIONAL SECURITIES S.A	25/06/2013	Main Market
	PIRAEUS SECURITIES S.A.	04/05/2015	

List of Stocks under Market Making operations

Securities	Stock Category
Market Maker	Start Market Making
HELLENIC PETROLEUM (CR)	Main Market
HELLENIC-AMERICAN SECURITIES S.A.	14/09/2015
PIRAEUS SECURITIES S.A.	20/03/2017
IKTINOS HELLAS SA (CR)	Main Market
EUROBANK EQUITIES INVESTMENT FIRM S.A	25/02/2019
INTRACOM CONSTR. (CR)	Main Market
MERIT SECURITIES S.A	05/06/2018
INTRACOM HOLDINGS (CR)	Main Market
ALPHA FINANCE INVESTMENT SERVICES S.A.	03/08/2018
LEON DEPOLAS SECURITIES S.A.	08/10/2018
INTRALOT (CR)	Main Market
ALPHA FINANCE INVESTMENT SERVICES S.A.	03/07/2017
BETA SECURITIES S.A.	10/04/2017
EUROBANK EQUITIES INVESTMENT FIRM S.A	18/12/2017
EUROXX SECURITIES S.A.	12/06/2017
HELLENIC-AMERICAN SECURITIES S.A.	30/05/2018
PANTELAKIS SECURITIES S.A.	07/05/2018
PIRAEUS SECURITIES S.A.	28/09/2013
J & P - AVAX SA (CR)	Main Market
EUROBANK EQUITIES INVESTMENT FIRM S.A	14/12/2015
JUMBO SA (CR)	Main Market
MERIT SECURITIES S.A	06/11/2017
PIRAEUS SECURITIES S.A.	06/03/2017
KLOUKINAS - LAPPAS SA (CR)	Main Market
BETA SECURITIES S.A.	22/09/2014
KRI-KRI S.A. (CR)	Main Market
EUROBANK EQUITIES INVESTMENT FIRM S.A	07/05/2018
LEON DEPOLAS SECURITIES S.A.	16/01/2017
LAMDA DEVELOPMENT SA (CR)	Main Market
EUROBANK EQUITIES INVESTMENT FIRM S.A	08/12/2014
PANTELAKIS SECURITIES S.A.	06/11/2017
PIRAEUS SECURITIES S.A.	29/06/2017
LAMPSA HOTEL SA (CR)	Main Market
LEON DEPOLAS SECURITIES S.A.	16/01/2017
MARFIN INVESTMENT GROUP (CR)	Main Market
PIRAEUS SECURITIES S.A.	02/02/2013
MLS MULTIMEDIA SA (CR)	Main Market
HELLENIC-AMERICAN SECURITIES S.A.	07/12/2015
MOTOR OIL (CR)	Main Market
HELLENIC-AMERICAN SECURITIES S.A.	01/09/2014
MERIT SECURITIES S.A	25/02/2019
NATIONAL SECURITIES S.A	17/02/2014
PIRAEUS SECURITIES S.A.	04/05/2015
MYTILINEOS HOLDINGS (CR)	Main Market
EUROBANK EQUITIES INVESTMENT FIRM S.A	20/09/2017
MERIT SECURITIES S.A	25/02/2019
NATIONAL SECURITIES S.A	25/06/2013
PIRAEUS SECURITIES S.A.	04/05/2015
NATIONAL BANK (CR)	Main Market
ALPHA FINANCE INVESTMENT SERVICES S.A.	08/01/2013
EUROBANK EQUITIES INVESTMENT FIRM S.A	24/10/2012
HELLENIC-AMERICAN SECURITIES S.A.	25/07/2014
LEON DEPOLAS SECURITIES S.A.	20/04/2015
MERIT SECURITIES S.A	03/09/2013
NATIONAL SECURITIES S.A	28/02/2013
PIRAEUS SECURITIES S.A.	08/09/2013
OPAP (CR)	Main Market
ALPHA FINANCE INVESTMENT SERVICES S.A.	08/01/2013
EUROBANK EQUITIES INVESTMENT FIRM S.A	24/10/2012
HELLENIC-AMERICAN SECURITIES S.A.	25/07/2014
MERIT SECURITIES S.A	20/03/2017
NATIONAL SECURITIES S.A	15/01/2013
PIRAEUS SECURITIES S.A.	04/05/2015

List of Stocks under Market Making operations

Securities	Stock Category
Market Maker	Start Market Making
OTE (CR)	Main Market
ALPHA FINANCE INVESTMENT SERVICES S.A.	08/01/2013
EUROBANK EQUITIES INVESTMENT FIRM S.A	24/10/2012
HELLENIC-AMERICAN SECURITIES S.A.	25/07/2014
MERIT SECURITIES S.A	20/03/2017
NATIONAL SECURITIES S.A	01/12/2012
PIRAEUS SECURITIES S.A.	08/09/2013
P.P.A. S.A. (CR)	Main Market
EUROBANK EQUITIES INVESTMENT FIRM S.A	06/02/2019
PAPOUTSANIS (CR)	Main Market
ALPHA FINANCE INVESTMENT SERVICES S.A.	19/11/2018
BETA SECURITIES S.A.	25/11/2013
PETROPOULOS PETROS (CR)	Main Market
BETA SECURITIES S.A.	28/05/2013
PIRAEUS BANK (CR)	Main Market
EUROBANK EQUITIES INVESTMENT FIRM S.A	23/10/2012
EUROXX SECURITIES S.A.	15/02/2016
HELLENIC-AMERICAN SECURITIES S.A.	14/01/2019
MERIT SECURITIES S.A	16/09/2013
NATIONAL SECURITIES S.A	02/06/2013
PIRAEUS SECURITIES S.A.	16/02/2013
PLAISIO COMPUTERS SA (CR)	Main Market
BETA SECURITIES S.A.	05/05/2014
EUROBANK EQUITIES INVESTMENT FIRM S.A	02/03/2015
PPC (CR)	Main Market
ALPHA FINANCE INVESTMENT SERVICES S.A.	23/07/2018
ALPHA FINANCE INVESTMENT SERVICES S.A.	08/01/2013
EUROBANK EQUITIES INVESTMENT FIRM S.A	23/10/2012
MERIT SECURITIES S.A	06/11/2017
NATIONAL SECURITIES S.A	26/03/2013
PIRAEUS SECURITIES S.A.	28/09/2013
QUALITY & RELIABILITY SA (CR)	Main Market
BETA SECURITIES S.A.	20/08/2014
QUEST HOLDINGS (CR)	Main Market
BETA SECURITIES S.A.	26/03/2018
EUROBANK EQUITIES INVESTMENT FIRM S.A	28/01/2019
S.KANAKIS SA (CR)	Main Market
BETA SECURITIES S.A.	01/10/2013
THRACE PLASTICS SA (CR)	Main Market
ALPHA FINANCE INVESTMENT SERVICES S.A.	26/03/2018
EUROBANK EQUITIES INVESTMENT FIRM S.A	26/03/2018
TITAN CEMENT (CR)	Main Market
NATIONAL SECURITIES S.A	17/02/2014
PIRAEUS SECURITIES S.A.	04/05/2015
VIOHALCO SA/NV (CB)	Main Market
ALPHA FINANCE INVESTMENT SERVICES S.A.	17/02/2014
EUROBANK EQUITIES INVESTMENT FIRM S.A	01/01/2017
MERIT SECURITIES S.A	17/03/2014

Underlying Asset				Derivatives Market													
Price max	Price min	Closing price	change	Delivery Month	Open price	Price max	Price min	Last price	Closing price	Last Bid	Last Ask	Fixing price*	Life high	Life low	Trades	Volume	Open Interest
FTSE/Athex Large Cap																	
1,848.26	1,810.70	1,835.87	1.03%	March 2019	1,809.00	1,850.00	1,808.00	1,833.50	1,833.50	---	---		1,850.00	---	339	1,651	4,657
				April 2019	1,809.25	1,848.00	1,809.25	1,840.00	1,840.00	---	---		1,848.00	---	50	196	267
				May 2019	---	---	---	---	1,825.00	---	---		---	---	---	---	---
				June 2019	---	---	---	---	1,828.50	---	---		---	---	---	---	---
				September 2019	---	---	---	---	1,837.75	---	---		---	---	---	---	---
				December 2019	---	---	---	---	1,847.00	---	---		---	---	---	---	---

(Trade Unit: 1 Index Point x 2E, Cash Settlement)

Derivatives notes

Fixing prices and final open positions can be retrieved from the following path <http://www.helex.gr/el/web/guest/statistics-end-of-day-derivatives>

Underlying Asset				Derivatives Market													
Price max	Price min	Closing price	change	Delivery Month	Open price	Price max	Price min	Last price	Closing price	Last Bid	Last Ask	Fixing price*	Life high	Life low	Trades	Volume	Open Interest
ADMIE (IPTO) HOLDING S.A. (CR)				(Contract Size: 100 Securities, Physical Delivery)													
1.788	1.74	1.74	-2.69%	March 2019	1.77	1.78	1.74	1.76	1.76	---	---	---	1.79	---	47	304	6,678
				June 2019	1.80	1.80	1.76	1.76	1.76	---	---	---	1.80	---	13	114	41
				September 2019	---	---	---	---	1.81	---	---	---	---	---	---	---	---
				December 2019	---	---	---	---	1.82	---	---	---	---	---	---	---	---
ALPHA BANK (CR)				(Contract Size: 100 Securities, Physical Delivery)													
1.257	1.144	1.24	6.90%	March 2019	1.16	1.26	1.15	1.23	1.23	---	---	---	1.44	---	833	24,769	37,959
				June 2019	1.18	1.26	1.18	1.24	1.24	---	---	---	1.26	---	40	1,008	967
				September 2019	---	---	---	---	1.17	---	---	---	---	---	---	---	---
				December 2019	---	---	---	---	1.18	---	---	---	---	---	---	---	---
ATTICA BANK S.A. (CR)				(Contract Size: 100 Securities, Physical Delivery)													
0.1456	0.125	0.1418	12.54%	March 2019	0.140	0.140	0.138	0.138	0.138	---	---	---	0.140	---	3	117	288
				June 2019	---	---	---	---	0.127	---	---	---	---	---	---	---	---
				September 2019	---	---	---	---	0.127	---	---	---	---	---	---	---	---
				December 2019	---	---	---	---	0.128	---	---	---	---	---	---	---	---
CC HBC AG (CR)				(Contract Size: 100 Securities, Physical Delivery)													
29.9	29.51	29.54	-1.37%	March 2019	29.70	29.77	29.52	29.52	29.52	---	---	---	31.29	---	45	102	219
				June 2019	---	---	---	---	30.14	---	---	---	31.20	---	---	---	6
				September 2019	---	---	---	---	30.29	---	---	---	---	---	---	---	---
				December 2019	---	---	---	---	30.44	---	---	---	---	---	---	---	---
CENERGY HOLDINGS (CB)				(Contract Size: 100 Securities, Physical Delivery)													
1.334	1.29	1.312	1.08%	March 2019	1.31	1.33	1.30	1.33	1.33	---	---	---	1.33	---	44	852	5,338
				June 2019	1.31	1.34	1.31	1.32	1.32	---	---	---	1.34	---	30	999	524
				September 2019	---	---	---	---	1.31	---	---	---	---	---	---	---	---
				December 2019	---	---	---	---	1.32	---	---	---	---	---	---	---	---
ELLAKTOR (CR)				(Contract Size: 100 Securities, Physical Delivery)													
1.672	1.632	1.65	-0.36%	March 2019	1.65	1.67	1.63	1.64	1.64	---	---	---	1.67	---	109	519	10,115
				June 2019	1.67	1.67	1.64	1.65	1.65	---	---	---	1.67	---	8	57	544
				September 2019	---	---	---	---	1.67	---	---	---	---	---	---	---	---
				December 2019	---	---	---	---	1.68	---	---	---	---	---	---	---	---
EUROBANK ERGASIAS (CR)				(Contract Size: 100 Securities, Physical Delivery)													
0.669	0.608	0.669	9.05%	March 2019	0.610	0.664	0.608	0.651	0.651	---	---	---	0.664	---	627	15,815	58,839
				June 2019	0.624	0.650	0.616	0.644	0.644	---	---	---	0.650	---	28	1,487	8,398
				September 2019	---	---	---	---	0.620	---	---	---	0.605	---	---	---	25
				December 2019	---	---	---	---	0.624	---	---	---	---	---	---	---	---

Derivatives notes

Fixing prices and final open positions can be retrieved from the following path <http://www.helex.gr/el/web/guest/statistics-end-of-day-derivatives>

Underlying Asset				Derivatives Market													
Price max	Price min	Closing price	change	Delivery Month	Open price	Price max	Price min	Last price	Closing price	Last Bid	Last Ask	Fixing price*	Life high	Life low	Trades	Volume	Open Interest
EYDAP S.A. (CR)				(Contract Size: 100 Securities, Physical Delivery)													
5.65	5.5	5.6	1.27%	March 2019	5.54	5.65	5.54	5.65	5.65	---	---	---	5.65	---	5	18	573
				June 2019	---	---	---	---	5.57	---	---	---	---	---	---	---	---
				September 2019	---	---	---	---	5.59	---	---	---	---	---	---	---	---
				December 2019	---	---	---	---	5.62	---	---	---	---	---	---	---	---
FOURLIS (CR)				(Contract Size: 100 Securities, Physical Delivery)													
4.755	4.665	4.755	2.26%	March 2019	4.73	4.73	4.73	4.73	4.73	---	---	---	4.74	---	1	1	166
				June 2019	---	---	---	---	4.68	---	---	---	4.71	---	---	---	1
				September 2019	---	---	---	---	4.70	---	---	---	---	---	---	---	---
				December 2019	---	---	---	---	4.73	---	---	---	---	---	---	---	---
GEK TERNA (CR)				(Contract Size: 100 Securities, Physical Delivery)													
5.19	5.09	5.18	0.19%	March 2019	5.18	5.21	5.11	5.16	5.16	---	---	---	5.23	---	32	133	5,409
				June 2019	5.20	5.20	5.14	5.14	5.14	---	---	---	5.20	---	5	60	44
				September 2019	---	---	---	---	5.23	---	---	---	---	---	---	---	---
				December 2019	---	---	---	---	5.26	---	---	---	---	---	---	---	---
GRIVALIA PROPERTIES (CR)				(Contract Size: 105 Securities, Physical Delivery)													
10	9.39	9.81	4.36%	March 2019	9.53	10.00	9.53	10.00	10.00	---	---	---	10.00	---	5	19	95
				June 2019	---	---	---	---	9.46	---	---	---	8.74	---	---	---	---
				September 2019	---	---	---	---	9.51	---	---	---	---	---	---	---	---
				December 2019	---	---	---	---	9.55	---	---	---	---	---	---	---	---
HELLENIC EXCHANGES-A.S.E. (CR)				(Contract Size: 100 Securities, Physical Delivery)													
4.18	3.99	4.18	4.50%	March 2019	4.02	4.18	4.02	4.18	4.18	---	---	---	4.18	---	70	174	3,105
				June 2019	4.02	4.18	4.02	4.17	4.17	---	---	---	4.18	---	17	319	44
				September 2019	---	---	---	---	4.05	---	---	---	---	---	---	---	---
				December 2019	---	---	---	---	4.07	---	---	---	---	---	---	---	---
HELLENIC PETROLEUM (CR)				(Contract Size: 100 Securities, Physical Delivery)													
8.07	7.95	8.04	-0.37%	March 2019	8.02	8.08	7.99	8.02	8.02	---	---	---	8.13	---	43	155	2,760
				June 2019	---	---	---	---	8.12	---	---	---	8.07	---	---	---	5
				September 2019	---	---	---	---	8.16	---	---	---	---	---	---	---	---
				December 2019	---	---	---	---	8.20	---	---	---	---	---	---	---	---
INTRACOM HOLDINGS (CR)				(Contract Size: 100 Securities, Physical Delivery)													
0.86	0.831	0.841	1.20%	March 2019	0.845	0.854	0.836	0.854	0.854	---	---	---	0.854	---	18	132	2,739
				June 2019	0.859	0.859	0.847	0.847	0.847	---	---	---	0.859	---	2	26	---
				September 2019	---	---	---	---	0.840	---	---	---	---	---	---	---	---
				December 2019	---	---	---	---	0.845	---	---	---	---	---	---	---	---

Derivatives notes

Fixing prices and final open positions can be retrieved from the following path <http://www.helex.gr/el/web/guest/statistics-end-of-day-derivatives>

Underlying Asset				Derivatives Market													
Price max	Price min	Closing price	change	Delivery Month	Open price	Price max	Price min	Last price	Closing price	Last Bid	Last Ask	Fixing price*	Life high	Life low	Trades	Volume	Open Interest
INTRALOT (CR)				(Contract Size: 100 Securities, Physical Delivery)													
0.535	0.514	0.53	3.11%	March 2019	0.518	0.532	0.518	0.526	0.526	---	---	---	0.579	---	52	565	5,169
				June 2019	0.527	0.527	0.527	0.527	0.527	---	---	---	0.527	---	1	3	220
				September 2019	---	---	---	---	0.520	---	---	---	---	---	---	---	---
				December 2019	---	---	---	---	0.522	---	---	---	---	---	---	---	---
JUMBO SA (CR)				(Contract Size: 100 Securities, Physical Delivery)													
14.9	14.3	14.3	-4.03%	March 2019	14.80	14.80	14.32	14.43	14.43	---	---	---	15.12	---	164	297	621
				June 2019	14.45	14.55	14.42	14.55	14.55	---	---	---	14.65	---	5	7	10
				September 2019	---	---	---	---	15.07	---	---	---	---	---	---	---	---
				December 2019	---	---	---	---	15.15	---	---	---	---	---	---	---	---
LAMDA DEVELOPMENT SA (CR)				(Contract Size: 100 Securities, Physical Delivery)													
6.54	6.43	6.5	0.46%	March 2019	6.52	6.53	6.48	6.53	6.53	---	---	---	6.62	---	16	75	2,158
				June 2019	6.54	6.54	6.54	6.54	6.54	---	---	---	6.57	---	1	1	35
				September 2019	---	---	---	---	6.54	---	---	---	---	---	---	---	---
				December 2019	---	---	---	---	6.58	---	---	---	---	---	---	---	---
MARFIN INVESTMENT GROUP (CR)				(Contract Size: 100 Securities, Physical Delivery)													
0.086	0.0801	0.0835	3.86%	March 2019	0.082	0.087	0.082	0.084	0.084	---	---	---	0.092	---	69	1,931	49,077
				June 2019	---	---	---	---	0.081	---	---	---	0.085	---	---	---	1,053
				September 2019	---	---	---	---	0.081	---	---	---	---	---	---	---	---
				December 2019	---	---	---	---	0.082	---	---	---	---	---	---	---	---
MOTOR OIL (CR)				(Contract Size: 100 Securities, Physical Delivery)													
21.75	21.4	21.4	-1.15%	March 2019	21.42	21.42	21.40	21.40	21.40	---	---	---	22.20	---	3	4	280
				June 2019	---	---	---	---	21.79	---	---	---	21.06	---	---	---	3
				September 2019	---	---	---	---	21.90	---	---	---	---	---	---	---	---
				December 2019	---	---	---	---	22.01	---	---	---	---	---	---	---	---
MYTILINEOS HOLDINGS (CR)				(Contract Size: 100 Securities, Physical Delivery)													
9.17	8.88	9.17	2.34%	March 2019	8.92	9.17	8.92	9.12	9.12	---	---	---	9.20	---	114	507	7,808
				June 2019	8.94	9.15	8.94	9.08	9.08	---	---	---	9.15	---	21	71	2,047
				September 2019	---	---	---	---	9.06	---	---	---	---	---	---	---	---
				December 2019	---	---	---	---	9.11	---	---	---	---	---	---	---	---
NATIONAL BANK (CR)				(Contract Size: 100 Securities, Physical Delivery)													
1.66	1.447	1.59	9.28%	March 2019	1.46	1.66	1.44	1.60	1.60	---	---	---	1.66	---	739	23,523	36,047
				June 2019	1.47	1.66	1.47	1.60	1.60	---	---	---	1.66	---	32	496	365
				September 2019	---	---	---	---	1.47	---	---	---	---	---	---	---	---
				December 2019	---	---	---	---	1.48	---	---	---	---	---	---	---	---

Derivatives notes

Fixing prices and final open positions can be retrieved from the following path <http://www.helex.gr/el/web/guest/statistics-end-of-day-derivatives>

Underlying Asset				Derivatives Market													
Price max	Price min	Closing price	change	Delivery Month	Open price	Price max	Price min	Last price	Closing price	Last Bid	Last Ask	Fixing price*	Life high	Life low	Trades	Volume	Open Interest
OPAP (CR)				(Contract Size: 100 Securities, Physical Delivery)													
9.08	8.87	9	1.24%	March 2019	8.93	9.08	8.93	9.05	9.05	---	---	---	9.16	---	52	203	2,041
				June 2019	8.85	8.89	8.85	8.89	8.89	---	---	---	8.99	---	3	12	76
				September 2019	---	---	---	---	8.99	---	---	---	---	---	---	---	---
				December 2019	---	---	---	---	9.04	---	---	---	---	---	---	---	---
OTE (CR)				(Contract Size: 100 Securities, Physical Delivery)													
11.25	11.14	11.15	-0.45%	March 2019	11.20	11.25	11.14	11.14	11.14	---	---	---	11.25	---	41	203	3,853
				June 2019	11.20	11.20	11.20	11.20	11.20	---	---	---	11.22	---	2	40	42
				September 2019	---	---	---	---	11.33	---	---	---	---	---	---	---	---
				December 2019	---	---	---	---	11.38	---	---	---	---	---	---	---	---
P.P.A. S.A. (CR)				(Contract Size: 100 Securities, Physical Delivery)													
16.62	16.16	16.62	2.85%	March 2019	---	---	---	---	16.17	---	---	---	16.50	---	---	---	222
				June 2019	---	---	---	---	16.26	---	---	---	16.44	---	---	---	374
				September 2019	---	---	---	---	16.34	---	---	---	---	---	---	---	---
				December 2019	---	---	---	---	16.43	---	---	---	---	---	---	---	---
PIRAEUS BANK (CR)				(Contract Size: 100 Securities, Physical Delivery)													
1.3	0.9895	1.23	23.00%	March 2019	0.992	1.31	0.986	1.24	1.24	---	---	---	1.31	---	1,359	16,594	19,488
				June 2019	1.03	1.28	1.02	1.23	1.23	---	---	---	1.28	---	50	654	775
				September 2019	---	---	---	---	1.01	---	---	---	---	---	---	---	---
				December 2019	---	---	---	---	1.02	---	---	---	---	---	---	---	---
PPC (CR)				(Contract Size: 100 Securities, Physical Delivery)													
1.591	1.531	1.572	0.77%	March 2019	1.56	1.60	1.53	1.59	1.59	---	---	---	1.60	---	231	1,598	14,301
				June 2019	1.54	1.59	1.54	1.59	1.59	---	---	---	1.59	---	6	41	284
				September 2019	---	---	---	---	1.58	---	---	---	---	---	---	---	---
				December 2019	---	---	---	---	1.59	---	---	---	---	---	---	---	---
TERNA ENERGY (CR)				(Contract Size: 106 Securities, Physical Delivery)													
6.65	6.47	6.6	0.00%	March 2019	6.60	6.62	6.50	6.55	6.55	---	---	---	6.67	5.35	73	393	3,437
				June 2019	---	---	---	---	6.64	---	---	---	6.65	---	---	---	14
				September 2019	---	---	---	---	6.68	---	---	---	---	---	---	---	---
				December 2019	---	---	---	---	6.71	---	---	---	---	---	---	---	---
TITAN CEMENT (CR)				(Contract Size: 100 Securities, Physical Delivery)													
19.82	19.26	19.26	-2.73%	March 2019	19.83	19.83	19.16	19.27	19.27	---	---	---	20.64	---	9	10	169
				June 2019	19.45	19.45	19.40	19.40	19.40	---	---	---	19.45	---	2	10	---
				September 2019	---	---	---	---	20.03	---	---	---	---	---	---	---	---
				December 2019	---	---	---	---	20.13	---	---	---	---	---	---	---	---

Derivatives notes

Fixing prices and final open positions can be retrieved from the following path <http://www.helex.gr/el/web/guest/statistics-end-of-day-derivatives>

Underlying Asset				Derivatives Market													
Price max	Price min	Closing price	change	Delivery Month	Open price	Price max	Price min	Last price	Closing price	Last Bid	Last Ask	Fixing price*	Life high	Life low	Trades	Volume	Open Interest
VIOHALCO SA/NV (CB)				(Contract Size: 100 Securities, Physical Delivery)													
3.135	3.065	3.07	0.16%	March 2019	3.08	3.14	3.06	3.07	3.07	---	---	---	3.14	---	53	289	5,498
				June 2019	3.11	3.16	3.10	3.10	3.10	---	---	---	3.16	---	38	570	451
				September 2019	---	---	---	---	3.10	---	---	---	---	---	---	---	---
				December 2019	---	---	---	---	3.12	---	---	---	---	---	---	---	---

Derivatives notes

Fixing prices and final open positions can be retrieved from the following path <http://www.helex.gr/el/web/guest/statistics-end-of-day-derivatives>

FTSE/Athex Large Cap

(Trade Unit: 1 Index Point x 2€ - Exercise Style: European, Cash Settlement)

Call Options																Put Options																			
Exercise Price	March 2019							April 2019							Other Months		March 2019						April 2019						Other Months		Exercise Price				
	Open price	Price max	Price min	Last price	Closing price	Volume	Open Interest	Open price	Price max	Price min	Last price	Closing price	Volume	Open Interest	Volume	Open Interest	Open price	Price max	Price min	Last price	Closing price	Volume	Open Interest	Open price	Price max	Price min	Last price	Closing price	Volume	Open Interest		Volume	Open Interest		
1,425	0.00	0.00	0.00	-	388.00	-	-	-	-	-	-	-	-	-	-	0.00	0.00	0.00	-	0.02	-	-	-	-	-	-	-	-	-	-	-	1,425			
1,450	0.00	0.00	0.00	-	363.00	-	-	-	-	-	-	-	-	-	-	0.00	0.00	0.00	-	0.01	-	-	-	-	-	-	-	-	-	-	-	1,450			
1,475	0.00	0.00	0.00	-	338.00	-	-	-	-	-	-	-	-	-	-	0.00	0.00	0.00	-	0.01	-	-	-	-	-	-	-	-	-	-	-	1,475			
1,500	0.00	0.00	0.00	-	313.00	-	-	-	-	-	-	-	-	-	-	0.00	0.00	0.00	-	0.04	-	-	-	-	-	-	-	-	-	-	-	1,500			
1,525	0.00	0.00	0.00	-	288.00	-	-	0.00	0.00	0.00	-	285.00	-	-	-	0.00	0.00	0.00	-	0.01	-	-	0.00	0.00	0.00	-	0.02	-	-	-	1,525				
1,550	0.00	0.00	0.00	-	263.00	-	-	0.00	0.00	0.00	-	261.00	-	-	-	0.00	0.00	0.00	-	0.01	-	-	0.00	0.00	0.00	-	0.06	-	-	-	1,550				
1,575	0.00	0.00	0.00	-	238.00	-	-	0.00	0.00	0.00	-	236.00	-	-	-	0.00	0.00	0.00	-	0.01	-	-	0.00	0.00	0.00	-	0.16	-	-	-	1,575				
1,600	0.00	0.00	0.00	-	213.00	-	1	0.00	0.00	0.00	-	211.00	-	-	-	0.00	0.00	0.00	-	0.01	-	30	0.00	0.00	0.00	-	0.38	-	-	-	1,600				
1,625	0.00	0.00	0.00	-	188.00	-	-	0.00	0.00	0.00	-	187.00	-	-	-	0.00	0.00	0.00	-	0.01	-	-	0.00	0.00	0.00	-	0.84	-	-	-	1,625				
1,650	0.00	0.00	0.00	-	163.00	-	-	0.00	0.00	0.00	-	163.00	-	-	-	0.00	0.00	0.00	-	0.02	-	35	0.00	0.00	0.00	-	1.70	-	-	-	1,650				
1,675	0.00	0.00	0.00	-	138.00	-	85	0.00	0.00	0.00	-	139.00	-	-	-	0.00	0.00	0.00	-	0.09	-	160	0.00	0.00	0.00	-	3.30	-	-	-	1,675				
1,700	0.00	0.00	0.00	-	114.00	-	113	0.00	0.00	0.00	-	117.00	-	-	-	0.00	0.00	0.00	-	0.38	-	147	0.00	0.00	0.00	-	5.90	-	60	-	1,700				
1,725	0.00	0.00	0.00	-	89.50	-	37	0.00	0.00	0.00	-	96.00	-	-	-	0.00	0.00	0.00	-	1.30	-	54	0.00	0.00	0.00	-	9.90	-	60	-	1,725				
1,750	0.00	0.00	0.00	-	66.50	-	268	96.00	96.00	96.00	96.00	96.00	1	39	-	-	-	-	-	3.50	-	37	10.00	10.00	10.00	10.00	10.00	1	15	-	1,750				
1,775	62.00	65.00	62.00	65.00	65.00	12	38	0.00	0.00	0.00	-	60.00	-	80	-	-	-	-	-	5.00	65.00	4.40	4.40	4.40	3	69	20.75	20.75	20.75	20.75	20.75	20	90	1,775	
1,800	50.00	50.00	50.00	50.00	50.00	20	19	64.00	64.00	64.00	64.00	64.00	1	101	-	-	-	-	-	13.00	50.00	8.00	8.50	8.50	14	2	25.00	25.00	25.00	25.00	25.00	30	10	1,800	
1,825	27.00	27.00	27.00	27.00	27.00	1	-	37.00	42.00	37.00	42.00	42.00	40	205	-	-	-	-	-	18.00	27.00	13.50	13.50	13.50	12	-	0.00	0.00	0.00	-	46.75	-	-	1,825	
1,850	16.75	16.75	16.75	16.75	16.75	2	-	32.00	32.00	32.00	32.00	32.00	1	30	-	-	-	-	-	31.00	16.75	29.00	29.00	29.00	6	1	0.00	0.00	0.00	-	62.00	-	-	1,850	
1,875	0.00	0.00	0.00	-	4.10	-	-	0.00	0.00	0.00	-	16.25	-	-	-	-	-	-	-	0.00	0.00	0.00	-	66.00	-	-	0.00	0.00	0.00	-	79.50	-	-	1,875	
1,900	0.00	0.00	0.00	-	1.70	-	-	0.00	0.00	0.00	-	10.75	-	-	-	-	-	-	-	0.00	0.00	0.00	-	88.50	-	-	0.00	0.00	0.00	-	99.00	-	-	1,900	
1,925	0.00	0.00	0.00	-	0.61	-	-	0.00	0.00	0.00	-	6.80	-	-	-	-	-	-	-	0.00	0.00	0.00	-	112.00	-	-	0.00	0.00	0.00	-	120.00	-	-	1,925	
1,950	0.00	0.00	0.00	-	0.19	-	-	0.00	0.00	0.00	-	4.20	-	-	-	-	-	-	-	0.00	0.00	0.00	-	137.00	-	-	0.00	0.00	0.00	-	143.00	-	-	1,950	
1,975	0.00	0.00	0.00	-	0.05	-	-	-	-	-	-	-	-	-	-	-	-	-	-	0.00	0.00	0.00	-	162.00	-	-	-	-	-	-	-	-	1,975		
2,000	0.00	0.00	0.00	-	0.01	-	-	-	-	-	-	-	-	-	-	-	-	-	-	0.00	0.00	0.00	-	187.00	-	-	-	-	-	-	-	-	2,000		
2,050	0.00	0.00	0.00	-	0.01	-	-	-	-	-	-	-	-	-	-	-	-	-	-	0.00	0.00	0.00	-	237.00	-	-	-	-	-	-	-	-	2,050		
2,100	0.00	0.00	0.00	-	0.01	-	-	-	-	-	-	-	-	-	-	-	-	-	-	0.00	0.00	0.00	-	286.00	-	-	-	-	-	-	-	-	2,100		
2,150	0.00	0.00	0.00	-	0.01	-	-	-	-	-	-	-	-	-	-	-	-	-	-	0.00	0.00	0.00	-	336.00	-	-	-	-	-	-	-	-	2,150		
2,200	0.00	0.00	0.00	-	0.01	-	-	-	-	-	-	-	-	-	-	-	-	-	-	0.00	0.00	0.00	-	386.00	-	-	-	-	-	-	-	-	2,200		
2,250	0.00	0.00	0.00	-	0.01	-	-	-	-	-	-	-	-	-	-	-	-	-	-	0.00	0.00	0.00	-	436.00	-	-	-	-	-	-	-	-	2,250		
2,300	0.00	0.00	0.00	-	0.01	-	-	-	-	-	-	-	-	-	-	-	-	-	-	0.00	0.00	0.00	-	486.00	-	-	-	-	-	-	-	-	2,300		
2,350	0.00	0.00	0.00	-	0.01	-	-	-	-	-	-	-	-	-	-	-	-	-	-	0.00	0.00	0.00	-	536.00	-	-	-	-	-	-	-	-	2,350		
2,400	0.00	0.00	0.00	-	0.01	-	-	-	-	-	-	-	-	-	-	-	-	-	-	0.00	0.00	0.00	-	586.00	-	-	-	-	-	-	-	-	2,400		
2,450	0.00	0.00	0.00	-	0.01	-	-	-	-	-	-	-	-	-	-	-	-	-	-	0.00	0.00	0.00	-	636.00	-	-	-	-	-	-	-	-	2,450		
Totals:						35	561						43	455	0	0																			
Number of Trades:						6							5		0																				

ALPHA BANK (CR)

(Contract Size: 100 Securities, Exercise Style: American, Physical Delivery)

Call Options																Put Options																	
Exercise Price	March 2019						April 2019						Other Months		March 2019						April 2019						Other Months		Exercise Price				
	Open price	Price max	Price min	Last price	Closing price	Volume	Open Interest	Open price	Price max	Price min	Last price	Closing price	Volume	Open Interest	Volume	Open Interest	Open price	Price max	Price min	Last price	Closing price	Volume	Open Interest	Open price	Price max	Price min	Last price	Closing price		Volume	Open Interest	Volume	Open Interest
0.600	0.000	0.000	0.000	0.561	-	-	0.000	0.000	0.000	0.562	-	-				0.000	0.000	0.000	0.001	-	-	0.000	0.000	0.000	0.001	-	-				0.006		
0.650	0.000	0.000	0.000	0.511	-	-	0.000	0.000	0.000	0.512	-	-				0.000	0.000	0.000	0.001	-	-	0.000	0.000	0.000	0.001	-	-				0.007		
0.700	0.000	0.000	0.000	0.461	-	-	0.000	0.000	0.000	0.462	-	-				0.000	0.000	0.000	0.001	-	-	0.000	0.000	0.000	0.001	-	-				0.007		
0.750	0.000	0.000	0.000	0.411	-	-	0.000	0.000	0.000	0.413	-	-				0.000	0.000	0.000	0.001	-	-	0.000	0.000	0.000	0.001	-	-				0.008		
0.800	0.000	0.000	0.000	0.361	-	-	0.000	0.000	0.000	0.364	-	-				0.000	0.000	0.000	0.001	-	-	0.000	0.000	0.000	0.002	-	-				0.008		
0.850	0.000	0.000	0.000	0.312	-	20	0.000	0.000	0.000	0.317	-	-				0.000	0.000	0.000	0.001	-	-	0.000	0.000	0.000	0.005	-	-				0.009		
0.900	0.000	0.000	0.000	0.263	-	-	0.000	0.000	0.000	0.271	-	-				0.000	0.000	0.000	0.003	-	-	0.000	0.000	0.000	0.009	-	-				0.009		
0.950	0.000	0.000	0.000	0.217	-	-	0.000	0.000	0.000	0.229	-	-				0.000	0.000	0.000	0.006	-	-	0.000	0.000	0.000	0.016	-	-				0.010		
1.000	0.000	0.000	0.000	0.174	-	-	0.000	0.000	0.000	0.190	-	-				0.000	0.000	0.000	0.013	-	-	0.000	0.000	0.000	0.027	-	-				0.010		
1.100	0.000	0.000	0.000	0.102	-	40	0.000	0.000	0.000	0.123	-	-				0.000	0.000	0.000	0.041	-	-	0.000	0.000	0.000	0.060	-	-				0.011		
1.200	0.000	0.000	0.000	0.052	-	-	0.000	0.000	0.000	0.075	-	40				0.000	0.000	0.000	0.091	-	-	0.000	0.000	0.000	0.112	-	-				0.012		
1.300	0.000	0.000	0.000	0.023	-	-	0.000	0.000	0.000	0.042	-	-				0.000	0.000	0.000	0.162	-	-	0.000	0.000	0.000	0.179	-	-				0.013		
1.400	0.000	0.000	0.000	0.009	-	-	0.000	0.000	0.000	0.023	-	-				0.000	0.000	0.000	0.248	-	-	0.000	0.000	0.000	0.260	-	-				0.014		
1.500	0.000	0.000	0.000	0.003	-	-	0.000	0.000	0.000	0.012	-	-				0.000	0.000	0.000	0.342	-	-	0.000	0.000	0.000	0.349	-	-				0.015		
1.600	0.000	0.000	0.000	0.001	-	-	0.000	0.000	0.000	0.006	-	-				0.000	0.000	0.000	0.440	-	-	0.000	0.000	0.000	0.443	-	-				0.016		
1.700	0.000	0.000	0.000	0.001	-	-	0.000	0.000	0.000	0.003	-	-				0.000	0.000	0.000	0.540	-	-	0.000	0.000	0.000	0.541	-	-				0.017		
1.800	0.000	0.000	0.000	0.001	-	-					-	-				0.000	0.000	0.000	0.640	-	-					-	-				0.018		
1.900	0.000	0.000	0.000	0.001	-	-					-	-				0.000	0.000	0.000	0.740	-	-					-	-				0.019		
2.000	0.000	0.000	0.000	0.001	-	-					-	-				0.000	0.000	0.000	0.840	-	-					-	-				0.020		
2.200	0.000	0.000	0.000	0.001	-	-					-	-				0.000	0.000	0.000	1.04	-	-					-	-				0.022		
2.400	0.000	0.000	0.000	0.001	-	-					-	-				0.000	0.000	0.000	1.24	-	-					-	-				0.024		
2.600	0.000	0.000	0.000	0.001	-	-					-	-				0.000	0.000	0.000	1.44	-	-					-	-				0.026		
2.800	0.000	0.000	0.000	0.001	-	-					-	-				0.000	0.000	0.000	1.64	-	-					-	-				0.028		
3.000	0.000	0.000	0.000	0.001	-	-					-	-				0.000	0.000	0.000	1.84	-	-					-	-				0.030		
3.200	0.000	0.000	0.000	0.001	-	-					-	-				0.000	0.000	0.000	2.04	-	-					-	-				0.032		
Totals:						0	60					0	40	0	0							0	0							0	0	0	0
Number of Trades:						0						0		0								0.00								0		0	

NATIONAL BANK (CR)

(Contract Size: 100 Securities, Exercise Style: American, Physical Delivery)

Call Options																	Put Options															
Exercise Price	March 2019						April 2019						Other Months		March 2019						April 2019						Other Months		Exercise Price			
	Open price	Price max	Price min	Last price	Closing price	Volume	Open Interest	Open price	Price max	Price min	Last price	Closing price	Volume	Open Interest	Volume	Open Interest	Open price	Price max	Price min	Last price	Closing price	Volume	Open Interest	Open price	Price max	Price min	Last price	Closing price		Volume	Open Interest	Volume
0.050	0.000	0.000	0.000		1.41	-	-										0.000	0.000	0.000		0.001	-	-									0.001
0.100	0.000	0.000	0.000		1.36	-	-										0.000	0.000	0.000		0.024	-	-									0.001
0.150	0.000	0.000	0.000		1.31	-	-										0.000	0.000	0.000		0.120	-	-									0.002
0.200	0.000	0.000	0.000		1.26	-	-										0.000	0.000	0.000		0.313	-	-									0.002
0.250	0.000	0.000	0.000		1.21	-	-										0.000	0.000	0.000		0.586	-	-									0.003
0.300	0.000	0.000	0.000		1.16	-	-										0.000	0.000	0.000		0.925	-	-									0.003
0.350	0.000	0.000	0.000		1.11	-	-										0.000	0.000	0.000		1.31	-	-									0.004
0.400	0.000	0.000	0.000		1.06	-	-										0.000	0.000	0.000		1.73	-	-									0.004
0.450	0.000	0.000	0.000		1.01	-	-										0.000	0.000	0.000		0.001	-	-									0.005
0.500	0.000	0.000	0.000		0.960	-	-										0.000	0.000	0.000		0.001	-	-									0.005
0.550	0.000	0.000	0.000		0.910	-	-										0.000	0.000	0.000		0.002	-	-									0.006
0.600	0.000	0.000	0.000		0.861	-	-										0.000	0.000	0.000		0.005	-	-									0.006
0.650	0.000	0.000	0.000		0.811	-	-	0.000	0.000	0.000		0.812	-	-			0.000	0.000	0.000		0.001	-	-	0.000	0.000	0.000		0.001	-	-		0.007
0.700	0.000	0.000	0.000		0.761	-	-	0.000	0.000	0.000		0.762	-	-			0.000	0.000	0.000		0.001	-	-	0.000	0.000	0.000		0.002	-	-		0.007
0.750	0.000	0.000	0.000		0.711	-	-	0.000	0.000	0.000		0.712	-	-			0.000	0.000	0.000		0.001	-	-	0.000	0.000	0.000		0.001	-	-		0.008
0.800	0.000	0.000	0.000		0.661	-	-	0.000	0.000	0.000		0.662	-	-			0.000	0.000	0.000		0.001	-	-	0.000	0.000	0.000		0.001	-	-		0.008
0.850	0.000	0.000	0.000		0.611	-	-	0.000	0.000	0.000		0.613	-	-			0.000	0.000	0.000		0.003	-	-	0.000	0.000	0.000		0.001	-	-		0.009
0.900	0.000	0.000	0.000		0.561	-	185	0.000	0.000	0.000		0.563	-	-			0.000	0.000	0.000		0.001	-	-	0.000	0.000	0.000		0.001	-	-		0.009
0.950	0.000	0.000	0.000		0.511	-	-	0.000	0.000	0.000		0.514	-	-			0.000	0.000	0.000		0.001	-	-	0.000	0.000	0.000		0.002	-	-		0.010
1.000	0.000	0.000	0.000		0.461	-	-	0.000	0.000	0.000		0.466	-	-			0.000	0.000	0.000		0.001	-	-	0.000	0.000	0.000		0.003	-	-		0.010
1.100	0.000	0.000	0.000		0.362	-	-	0.000	0.000	0.000		0.373	-	-			0.000	0.000	0.000		0.001	-	-	0.000	0.000	0.000		0.010	-	-		0.011
1.200	0.000	0.000	0.000		0.265	-	20	0.000	0.000	0.000		0.288	-	-			0.000	0.000	0.000		0.004	-	-	0.000	0.000	0.000		0.025	-	-		0.012
1.300	0.000	0.000	0.000		0.177	-	100	0.000	0.000	0.000		0.214	-	-			0.000	0.000	0.000		0.016	-	-	0.000	0.000	0.000		0.050	-	-		0.013
1.400	0.205	0.205	0.205	0.205	0.205	10	20	0.000	0.000	0.000		0.153	-	-			0.000	0.000	0.000		0.045	-	-	0.000	0.000	0.000		0.090	-	-		0.014
1.500	0.000	0.000	0.000		0.056	-	-	0.000	0.000	0.000		0.106	-	-			0.000	0.000	0.000		0.095	-	-	0.000	0.000	0.000		0.142	-	-		0.015
1.600	0.000	0.000	0.000		0.026	-	-	0.000	0.000	0.000		0.071	-	-			0.000	0.000	0.000		0.165	-	-	0.000	0.000	0.000		0.207	-	-		0.016
1.700	0.000	0.000	0.000		0.011	-	-	0.000	0.000	0.000		0.046	-	-			0.000	0.000	0.000		0.250	-	-	0.000	0.000	0.000		0.282	-	-		0.017
1.800	0.000	0.000	0.000		0.004	-	-	0.000	0.000	0.000		0.029	-	-			0.000	0.000	0.000		0.343	-	-	0.000	0.000	0.000		0.365	-	-		0.018
1.900	0.000	0.000	0.000		0.001	-	-	0.000	0.000	0.000		0.017	-	-			0.000	0.000	0.000		0.441	-	-	0.000	0.000	0.000		0.454	-	-		0.019
2.000	0.000	0.000	0.000		0.001	-	-	0.000	0.000	0.000		0.010	-	-			0.000	0.000	0.000		0.540	-	-	0.000	0.000	0.000		0.547	-	-		0.020
2.200	0.000	0.000	0.000		0.001	-	-									0.000	0.000	0.000		0.740	-	-										0.022
2.400	0.000	0.000	0.000		0.001	-	-									0.000	0.000	0.000		0.940	-	-										0.024
2.600	0.000	0.000	0.000		0.003	-	-									0.000	0.000	0.000		1.14	-	-										0.026
2.800	0.000	0.000	0.000		0.002	-	-									0.000	0.000	0.000		1.34	-	-										0.028
3.000	0.000	0.000	0.000		0.001	-	-									0.000	0.000	0.000		1.54	-	-										0.030
3.200	0.000	0.000	0.000		0.001	-	-									0.000	0.000	0.000		1.74	-	-										0.032

NATIONAL BANK (CR)

(Contract Size: 100 Securities, Exercise Style: American, Physical Delivery)

Exercise Price	Call Options														Put Options											Exercise Price		
	March 2019				April 2019				Other Months		March 2019				April 2019				Other Months									
	Open price	Price max	Price min	Last price	Closing price	Volume	Open Interest	Open price	Price max	Price min	Last price	Closing price	Volume	Open Interest	Volume	Open Interest	Open price	Price max	Price min	Last price	Closing price	Volume	Open Interest	Volume	Open Interest			
3.400	0.000	0.000	0.000	0.001	-	-										0.000	0.000	0.000	1.94	-	-						0.034	
Totals:					10	325						0	0	0	100						10	0			0	21	0	170
Number of Trades:						1							0	0								0.00			0	0		

OPAP (CR)

(Contract Size: 100 Securities, Exercise Style: American, Physical Delivery)

Exercise Price	Call Options														Put Options																			
	March 2019						April 2019						Other Months		March 2019						April 2019						Other Months		Exercise Price					
	Open price	Price max	Price min	Last price	Closing price	Volume	Open Interest	Open price	Price max	Price min	Last price	Closing price	Volume	Open Interest	Volume	Open Interest	Open price	Price max	Price min	Last price	Closing price	Volume	Open Interest	Open price	Price max	Price min	Last price	Closing price		Volume	Open Interest	Volume	Open Interest	
5.600	0.000	0.000	0.000		3.29	-	-										0.000	0.000	0.000		0.001	-	-											0.056
6.000	0.000	0.000	0.000		2.90	-	-										0.000	0.000	0.000		0.001	-	-										0.060	
6.400	0.000	0.000	0.000		2.50	-	-	0.000	0.000	0.000		2.51	-	-			0.000	0.000	0.000		0.001	-	-	0.000	0.000	0.000		0.001	-	-		0.064		
6.800	0.000	0.000	0.000		2.10	-	-	0.000	0.000	0.000		2.11	-	-			0.000	0.000	0.000		0.001	-	-	0.000	0.000	0.000		0.001	-	-		0.068		
7.200	0.000	0.000	0.000		1.70	-	-	0.000	0.000	0.000		1.71	-	-			0.000	0.000	0.000		0.001	-	-	0.000	0.000	0.000		0.003	-	-		0.072		
7.600	0.000	0.000	0.000		1.30	-	-	0.000	0.000	0.000		1.32	-	-			0.000	0.000	0.000		0.001	-	-	0.000	0.000	0.000		0.013	-	-		0.076		
8.000	0.000	0.000	0.000		0.900	-	-	0.000	0.000	0.000		0.959	-	-			0.000	0.000	0.000		0.003	-	-	0.000	0.000	0.000		0.047	-	-		0.080		
8.400	0.000	0.000	0.000		0.525	-	-	0.000	0.000	0.000		0.641	-	-			0.000	0.000	0.000		0.028	-	-	0.000	0.000	0.000		0.128	-	-		0.084		
8.800	0.000	0.000	0.000		0.233	-	30	0.000	0.000	0.000		0.391	-	-			0.000	0.000	0.000		0.136	-	21	0.000	0.000	0.000		0.278	-	-		0.088		
9.200	0.000	0.000	0.000		0.071	-	60	0.000	0.000	0.000		0.214	-	-			0.000	0.000	0.000		0.374	-	-	0.000	0.000	0.000		0.502	-	-		0.092		
9.600	0.000	0.000	0.000		0.014	-	-	0.000	0.000	0.000		0.104	-	-			0.000	0.000	0.000		0.719	-	-	0.000	0.000	0.000		0.793	-	-		0.096		
10.000	0.000	0.000	0.000		0.002	-	-	0.000	0.000	0.000		0.047	-	-			0.000	0.000	0.000		1.11	-	-	0.000	0.000	0.000		1.14	-	-		0.100		
11.000	0.000	0.000	0.000		0.001	-	-	0.000	0.000	0.000		0.004	-	-			0.000	0.000	0.000		2.11	-	-	0.000	0.000	0.000		2.11	-	-		0.110		
12.000	0.000	0.000	0.000		0.001	-	-	0.000	0.000	0.000		0.001	-	-			0.000	0.000	0.000		3.11	-	-	0.000	0.000	0.000		3.11	-	-		0.120		
13.000	0.000	0.000	0.000		0.001	-	-	0.000	0.000	0.000		0.001	-	-			0.000	0.000	0.000		4.11	-	-	0.000	0.000	0.000		4.11	-	-		0.130		
14.000	0.000	0.000	0.000		0.001	-	-										0.000	0.000	0.000		5.11	-	-									0.140		
15.000	0.000	0.000	0.000		0.002	-	-										0.000	0.000	0.000		6.11	-	-									0.150		
Totals:						0	90					0	0	0	0	0					0	21									0	0	0	0
Number of Trades:						0						0	0	0	0	0					0.00									0	0	0	0	

OTE (CR)

(Contract Size: 100 Securities, Exercise Style: American, Physical Delivery)

Exercise Price	Call Options														Put Options																		
	March 2019						April 2019						Other Months		March 2019						April 2019						Other Months		Exercise Price				
	Open price	Price max	Price min	Last price	Closing price	Volume	Open Interest	Open price	Price max	Price min	Last price	Closing price	Volume	Open Interest	Volume	Open Interest	Open price	Price max	Price min	Last price	Closing price	Volume	Open Interest	Open price	Price max	Price min	Last price	Closing price		Volume	Open Interest	Volume	Open Interest
7.600	0.000	0.000	0.000		3.61	-	-										0.000	0.000	0.000		0.001	-	-										
8.000	0.000	0.000	0.000		3.21	-	-	0.000	0.000	0.000		3.22	-	-			0.000	0.000	0.000		0.001	-	-	0.000	0.000	0.000		0.001	-	-			0.080
8.400	0.000	0.000	0.000		2.81	-	-	0.000	0.000	0.000		2.82	-	-			0.000	0.000	0.000		0.001	-	-	0.000	0.000	0.000		0.001	-	-			0.084
8.800	0.000	0.000	0.000		2.41	-	-	0.000	0.000	0.000		2.43	-	-			0.000	0.000	0.000		0.001	-	-	0.000	0.000	0.000		0.001	-	-			0.088
9.200	0.000	0.000	0.000		2.01	-	-	0.000	0.000	0.000		2.03	-	-			0.000	0.000	0.000		0.001	-	-	0.000	0.000	0.000		0.005	-	-			0.092
9.600	0.000	0.000	0.000		1.61	-	-	0.000	0.000	0.000		1.64	-	-			0.000	0.000	0.000		0.001	-	-	0.000	0.000	0.000		0.016	-	-			0.096
10.000	0.000	0.000	0.000		1.22	-	-	0.000	0.000	0.000		1.28	-	-			0.000	0.000	0.000		0.008	-	-	0.000	0.000	0.000		0.047	-	-			0.100
11.000	0.000	0.000	0.000		0.387	-	-	0.000	0.000	0.000		0.531	-	-			0.000	0.000	0.000		0.178	-	-	0.000	0.000	0.000		0.303	-	-			0.110
12.000	0.000	0.000	0.000		0.046	-	-	0.000	0.000	0.000		0.146	-	-			0.000	0.000	0.000		0.839	-	-	0.000	0.000	0.000		0.919	-	-			0.120
13.000	0.000	0.000	0.000		0.002	-	-	0.000	0.000	0.000		0.025	-	-			0.000	0.000	0.000		1.80	-	-	0.000	0.000	0.000		1.81	-	-			0.130
14.000	0.000	0.000	0.000		0.001	-	-	0.000	0.000	0.000		0.003	-	-			0.000	0.000	0.000		2.80	-	-	0.000	0.000	0.000		2.80	-	-			0.140
15.000	0.000	0.000	0.000		0.001	-	-	0.000	0.000	0.000		0.001	-	-			0.000	0.000	0.000		3.80	-	-	0.000	0.000	0.000		3.80	-	-			0.150
16.000	0.000	0.000	0.000		0.001	-	-	0.000	0.000	0.000		0.001	-	-			0.000	0.000	0.000		4.80	-	-	0.000	0.000	0.000		4.80	-	-			0.160
17.000	0.000	0.000	0.000		0.001	-	-						-	-			0.000	0.000	0.000		5.80	-	-					-	-			0.170	
Totals:						0	0					0	0	0	0						0	0						0	0	0	0		
Number of Trades:						0						0	0	0							0.00							0	0	0			

PIRAEUS BANK (CR)

(Contract Size: 100 Securities, Exercise Style: American, Physical Delivery)

Call Options														Put Options																		
March 2019							April 2019							Other Months		March 2019							April 2019							Other Months		Exercise Price
Open price	Price max	Price min	Last price	Closing price	Volume	Open Interest	Open price	Price max	Price min	Last price	Closing price	Volume	Open Interest	Volume	Open Interest	Open price	Price max	Price min	Last price	Closing price	Volume	Open Interest	Open price	Price max	Price min	Last price	Closing price	Volume	Open Interest	Volume	Open Interest	
0.300	0.000	0.000	0.000	0.700	-	-	0.000	0.000	0.000	0.701	-	-				0.000	0.000	0.000	0.001	-	-	0.000	0.000	0.000	0.001	-	-				0.003	
0.350	0.000	0.000	0.000	0.650	-	-	0.000	0.000	0.000	0.651	-	-				0.000	0.000	0.000	0.001	-	-	0.000	0.000	0.000	0.001	-	-				0.004	
0.400	0.000	0.000	0.000	0.600	-	-	0.000	0.000	0.000	0.601	-	-				0.000	0.000	0.000	0.004	-	-	0.000	0.000	0.000	0.002	-	-				0.004	
0.450	0.000	0.000	0.000	0.550	-	-	0.000	0.000	0.000	0.551	-	-				0.000	0.000	0.000	0.002	-	-	0.000	0.000	0.000	0.001	-	-				0.005	
0.500	0.000	0.000	0.000	0.500	-	-	0.000	0.000	0.000	0.501	-	-				0.000	0.000	0.000	0.002	-	-	0.000	0.000	0.000	0.001	-	-				0.005	
0.550	0.000	0.000	0.000	0.450	-	3	0.000	0.000	0.000	0.452	-	-				0.000	0.000	0.000	0.001	-	-	0.000	0.000	0.000	0.001	-	-				0.006	
0.600	0.000	0.000	0.000	0.401	-	50	0.000	0.000	0.000	0.402	-	-				0.000	0.000	0.000	0.001	-	-	0.000	0.000	0.000	0.001	-	-				0.006	
0.650	0.000	0.000	0.000	0.351	-	-	0.000	0.000	0.000	0.354	-	-				0.000	0.000	0.000	0.001	-	-	0.000	0.000	0.000	0.002	-	-				0.007	
0.700	0.000	0.000	0.000	0.301	-	-	0.000	0.000	0.000	0.307	-	-				0.000	0.000	0.000	0.001	-	-	0.000	0.000	0.000	0.005	-	-				0.007	
0.750	0.000	0.000	0.000	0.252	-	-	0.000	0.000	0.000	0.262	-	-				0.000	0.000	0.000	0.002	-	-	0.000	0.000	0.000	0.010	-	-				0.008	
0.800	0.000	0.000	0.000	0.205	-	-	0.000	0.000	0.000	0.220	-	-				0.000	0.000	0.000	0.004	-	-	0.000	0.000	0.000	0.017	-	-				0.008	
0.850	0.000	0.000	0.000	0.162	-	-	0.000	0.000	0.000	0.181	-	-				0.000	0.000	0.000	0.011	-	-	0.000	0.000	0.000	0.029	-	-				0.009	
0.900	0.000	0.000	0.000	0.122	-	-	0.000	0.000	0.000	0.147	-	-				0.000	0.000	0.000	0.022	-	-	0.000	0.000	0.000	0.045	-	-				0.009	
0.950	0.000	0.000	0.000	0.089	-	-	0.000	0.000	0.000	0.117	-	20				0.000	0.000	0.000	0.038	-	-	0.000	0.000	0.000	0.065	-	-				0.010	
1.000	0.000	0.000	0.000	0.062	-	20	0.280	0.280	0.250	0.250	0.250	40	40			0.000	0.000	0.000	0.061	-	-	0.000	0.000	0.000	0.089	-	-				0.010	
1.100	0.000	0.000	0.000	0.027	-	-	0.000	0.000	0.000	0.055	-	-				0.000	0.000	0.000	0.126	-	-	0.000	0.000	0.000	0.152	-	-				0.011	
1.200	0.000	0.000	0.000	0.010	-	20	0.000	0.000	0.000	0.031	-	-				0.000	0.000	0.000	0.209	-	-	0.000	0.000	0.000	0.228	-	-				0.012	
1.300	0.000	0.000	0.000	0.003	-	-	0.000	0.000	0.000	0.016	-	-				0.000	0.000	0.000	0.302	-	-	0.000	0.000	0.000	0.314	-	-				0.013	
1.400	0.000	0.000	0.000	0.001	-	-	0.000	0.000	0.000	0.009	-	-				0.000	0.000	0.000	0.400	-	-	0.000	0.000	0.000	0.406	-	-				0.014	
1.500	0.000	0.000	0.000	0.001	-	-	0.000	0.000	0.000	0.004	-	-				0.000	0.000	0.000	0.500	-	-	0.000	0.000	0.000	0.502	-	-				0.015	
1.600	0.000	0.000	0.000	0.003	-	-					-	-				0.000	0.000	0.000	0.600	-	-					-	-				0.016	
1.700	0.000	0.000	0.000	0.002	-	-					-	-				0.000	0.000	0.000	0.700	-	-					-	-				0.017	
1.800	0.000	0.000	0.000	0.001	-	-					-	-				0.000	0.000	0.000	0.800	-	-					-	-				0.018	
1.900	0.000	0.000	0.000	0.001	-	-					-	-				0.000	0.000	0.000	0.900	-	-					-	-				0.019	
2.000	0.000	0.000	0.000	0.009	-	-					-	-				0.000	0.000	0.000	1.00	-	-					-	-				0.020	
2.200	0.000	0.000	0.000	0.005	-	-					-	-				0.000	0.000	0.000	1.20	-	-					-	-				0.022	
2.400	0.000	0.000	0.000	0.003	-	-					-	-				0.000	0.000	0.000	1.40	-	-					-	-				0.024	
2.600	0.000	0.000	0.000	0.002	-	-					-	-				0.000	0.000	0.000	1.60	-	-					-	-				0.026	
2.800	0.000	0.000	0.000	0.001	-	-					-	-				0.000	0.000	0.000	1.80	-	-					-	-				0.028	
3.000	0.000	0.000	0.000	0.001	-	-					-	-				0.000	0.000	0.000	2.00	-	-					-	-				0.030	
3.200	0.000	0.000	0.000	0.003	-	-					-	-				0.000	0.000	0.000	2.20	-	-					-	-				0.032	
3.400	0.000	0.000	0.000	0.002	-	-					-	-				0.000	0.000	0.000	2.40	-	-					-	-				0.034	
3.600	0.000	0.000	0.000	0.001	-	-					-	-				0.000	0.000	0.000	2.60	-	-					-	-				0.036	
3.800	0.000	0.000	0.000	0.001	-	-					-	-				0.000	0.000	0.000	2.80	-	-					-	-				0.038	
4.000	0.000	0.000	0.000	0.003	-	-					-	-				0.000	0.000	0.000	3.00	-	-					-	-				0.040	
4.400	0.000	0.000	0.000	0.001	-	-					-	-				0.000	0.000	0.000	3.40	-	-					-	-				0.044	

PIRAEUS BANK (CR)

(Contract Size: 100 Securities, Exercise Style: American, Physical Delivery)

Exercise Price	Call Options														Put Options											Exercise Price							
	March 2019							April 2019							Other Months			March 2019							April 2019				Other Months				
	Open price	Price max	Price min	Last price	Closing price	Volume	Open Interest	Open price	Price max	Price min	Last price	Closing price	Volume	Open Interest	Volume	Open Interest	Open price	Price max	Price min	Last price	Closing price	Volume	Open Interest	Open price	Price max		Price min	Last price	Closing price	Volume	Open Interest	Volume	Open Interest
4.800	0.000	0.000	0.000		0.001	-	-										0.000	0.000	0.000		3.80	-	-										0.048
5.200	0.000	0.000	0.000		0.001	-	-										0.000	0.000	0.000		4.20	-	-										0.052
Totals:						0	93							40	60	0	10							0	0	0	0						
Number of Trades:						0							3				0							0.00					0				

PPC (CR)

(Contract Size: 100 Securities, Exercise Style: American, Physical Delivery)

Call Options														Put Options																		
Exercise Price	March 2019						April 2019						Other Months		March 2019						April 2019						Other Months		Exercise Price			
	Open price	Price max	Price min	Last price	Closing price	Volume	Open Interest	Open price	Price max	Price min	Last price	Closing price	Volume	Open Interest	Volume	Open Interest	Open price	Price max	Price min	Last price	Closing price	Volume	Open Interest	Open price	Price max	Price min	Last price	Closing price		Volume	Open Interest	Volume
0.850	0.000	0.000	0.000		0.711	-	-										0.000	0.000	0.000		0.001	-	-									0.009
0.900	0.000	0.000	0.000		0.661	-	-	0.000	0.000	0.000		0.662	-	-			0.000	0.000	0.000		0.003	-	-	0.000	0.000	0.000		0.002	-	-		0.009
0.950	0.000	0.000	0.000		0.611	-	-	0.000	0.000	0.000		0.613	-	-			0.000	0.000	0.000		0.001	-	-	0.000	0.000	0.000		0.001	-	-		0.010
1.000	0.000	0.000	0.000		0.561	-	-	0.000	0.000	0.000		0.563	-	-			0.000	0.000	0.000		0.001	-	-	0.000	0.000	0.000		0.001	-	-		0.010
1.100	0.000	0.000	0.000		0.461	-	-	0.000	0.000	0.000		0.463	-	-			0.000	0.000	0.000		0.003	-	-	0.000	0.000	0.000		0.004	-	-		0.011
1.200	0.000	0.000	0.000		0.361	-	-	0.000	0.000	0.000		0.365	-	-			0.000	0.000	0.000		0.001	-	-	0.000	0.000	0.000		0.001	-	-		0.012
1.300	0.000	0.000	0.000		0.264	-	1	0.000	0.000	0.000		0.270	-	26			0.000	0.000	0.000		0.003	-	-	0.000	0.000	0.000		0.006	-	-		0.013
1.400	0.000	0.000	0.000		0.176	-	-	0.000	0.000	0.000		0.184	-	-			0.000	0.000	0.000		0.014	-	-	0.000	0.000	0.000		0.020	-	-		0.014
1.500	0.000	0.000	0.000		0.103	-	-	0.000	0.000	0.000		0.114	-	43			0.000	0.000	0.000		0.042	-	-	0.000	0.000	0.000		0.050	-	-		0.015
1.600	0.000	0.000	0.000		0.052	-	-	0.000	0.000	0.000		0.065	-	-			0.000	0.000	0.000		0.091	-	-	0.000	0.000	0.000		0.101	-	-		0.016
1.700	0.000	0.000	0.000		0.023	-	-	0.000	0.000	0.000		0.033	-	50			0.000	0.000	0.000		0.162	-	-	0.000	0.000	0.000		0.169	-	-		0.017
1.800	0.000	0.000	0.000		0.009	-	-	0.000	0.000	0.000		0.015	-	-			0.000	0.000	0.000		0.248	-	-	0.000	0.000	0.000		0.251	-	-		0.018
1.900	0.000	0.000	0.000		0.003	-	-	0.000	0.000	0.000		0.006	-	-			0.000	0.000	0.000		0.342	-	-	0.000	0.000	0.000		0.343	-	-		0.019
2.000	0.000	0.000	0.000		0.001	-	-	0.000	0.000	0.000		0.002	-	-			0.000	0.000	0.000		0.440	-	-	0.000	0.000	0.000		0.440	-	-		0.020
2.200	0.000	0.000	0.000		0.001	-	-	0.000	0.000	0.000		0.001	-	-			0.000	0.000	0.000		0.640	-	-	0.000	0.000	0.000		0.640	-	-		0.022
2.400	0.000	0.000	0.000		0.001	-	-										0.000	0.000	0.000		0.840	-	-									0.024
2.600	0.000	0.000	0.000		0.001	-	-										0.000	0.000	0.000		1.04	-	-									0.026
2.800	0.000	0.000	0.000		0.002	-	-										0.000	0.000	0.000		1.24	-	-									0.028
3.000	0.000	0.000	0.000		0.001	-	-										0.000	0.000	0.000		1.44	-	-									0.030
3.200	0.000	0.000	0.000		0.001	-	-										0.000	0.000	0.000		1.64	-	-									0.032
3.400	0.000	0.000	0.000		0.001	-	-										0.000	0.000	0.000		1.84	-	-									0.034
3.600	0.000	0.000	0.000		0.001	-	-										0.000	0.000	0.000		2.04	-	-									0.036
3.800	0.000	0.000	0.000		0.001	-	-										0.000	0.000	0.000		2.24	-	-									0.038
4.000	0.000	0.000	0.000		0.001	-	-										0.000	0.000	0.000		2.44	-	-									0.040
Totals:						0	1						0	119	0	80						0	0						0	0	0	0
Number of Trades:						0							0		0							0.00							0		0	

Lending Products	Underlying Title	Open Interest[5]	Multilateral Transactions[1]				Bilateral Transactions[2]		Stock Borrowing through OTC (volume)[3]
			Volume(Offered)	Average Weighted	Transactions volume	Average Weighted	Transactions Volume	Average Weighted	Transactions Volume
ADMIEBOR	ADMIE (IPTO) HOLDING S.A. (CR)	5,100	---	---	---	---	---	---	
AEGNBOR	AEGEAN AIRLINES (CR)	3,445	---	---	---	---	---	6,830	
ALPHABOR	ALPHA BANK (CR)	1	---	---	---	---	---	38,504,425	
ALMYBOR	ALUMIL (CR)	---	---	---	---	---	---	---	
TATTBOR	ATTICA BANK S.A. (CR)	8,819	---	---	---	---	---	370	
EEEBOR	CC HBC AG (CR)	2,290	---	---	---	---	---	70,546	
CENERBOR	CENERGY HOLDINGS (CB)	---	---	---	---	---	---	---	
ELLAKTORBOR	ELLAKTOR (CR)	4,909	---	---	---	1,500	0.01%	1,898	
EUROBBOR	EUROBANK ERGASIAS (CR)	31,561	---	---	284	9.50%	---	89,502,004	
EYDAPBOR	EYDAP S.A. (CR)	2,300	---	---	---	---	---	102,799	
FFGRPBOR	FOLLI FOLLIE (CR)	---	---	---	---	---	---	1,330,961	
FOYRKBOR	FOURLIS (CR)	1,200	---	---	---	---	---	30,096	
GEKTERNABOR	GEK TERNA (CR)	---	---	---	---	---	---	1,293	
SARBOR	GR. SARANTIS S.A. (CR)	452	---	---	---	---	---	390	
EUPROBOR	GRIVALIA PROPERTIES (CR)	1,151	---	---	---	---	---	35,972	
EXAEBOR	HELLENIC EXCHANGES-A.S.E. (CR)	500	---	---	---	---	---	167,723	
ELPEBOR	HELLENIC PETROLEUM (CR)	2,700	---	---	---	---	---	64,983	
INTRKBOR	INTRACOM HOLDINGS (CR)	---	---	---	---	---	---	---	
INLOTBOR	INTRALOT (CR)	---	---	---	---	---	---	184,512	
BELABOR	JUMBO SA (CR)	22,050	---	---	500	2.65%	---	76,338	
LAMDABOR	LAMDA DEVELOPMENT SA (CR)	---	---	---	---	---	---	---	
MIGBOR	MARFIN INVESTMENT GROUP (CR)	---	---	---	---	---	---	744,474	
MOHBOR	MOTOR OIL (CR)	21,994	---	---	---	---	---	64,128	
MYTILBOR	MYTILINEOS HOLDINGS (CR)	6,500	---	---	---	---	---	57,265	
ETEBOR	NATIONAL BANK (CR)	35,000	---	---	---	---	---	12,212,500	
OPAPBOR	OPAP (CR)	43,300	---	---	---	---	---	1,262,668	
HTOBOR	OTE (CR)	29,738	---	---	---	---	---	522,090	
PPABOR	P.P.A. S.A. (CR)	1,201	---	---	---	---	---	2,901	
TPEIRBOR	PIRAEUS BANK (CR)	10,219	---	---	978	8.95%	---	26,915,896	
PLAISBOR	PLAISIO COMPUTERS SA (CR)	---	---	---	---	---	---	---	
PPCBOR	PPC (CR)	1,000	---	---	---	---	---	6,503,560	

Stock Lending Notes

[1] - Multilateral contracts Lending or Borrowing as per Methods 8-1, 8-2 and 8-3-3 (According to ATHEX BoD Resolution No.17)

[2] - Bilateral Contracts Lending or Borrowing as per Methods 8-3-1 and 8-3-2 (According to ATHEX BoD Resolution No.20)

[3] - The information concerning OTC Stock Borrowing Transactions is based on the statements of the Dematerialised Securities System (DSS) operators involved and refers to volumes that have been registered up until the previous working day.

[4] - Average Price (Volume weighted)

[5] - The Data concerning Open Interest before the start of trading session

Lending Products	Underlying Title	Open Interest[5]	Multilateral Transactions[1]				Bilateral Transactions[2]		Stock Borrowing through OTC (volume)[3]
			Volume(Offered)	Average Weighted	Transactions volume	Average Weighted	Transactions Volume	Average Weighted	Transactions Volume
QUALBOR	QUALITY & RELIABILITY SA (CR)	---	---	---	---	---	---	---	
TENERGYBOR	TERNA ENERGY (CR)	1,841	---	---	6,159	3.74%	---	15,892	
TITKBOR	TITAN CEMENT (CR)	2,384	---	---	---	---	---	22,666	
VIOBOR	VIOHALCO SA/NV (CB)	5,310	---	---	---	---	---	---	

Stock Lending Notes

[1] - Multilateral contracts Lending or Borrowing as per Methods 8-1, 8-2 and 8-3-3 (According to ATHEX BoD Resolution No.17)

[2] - Bilateral Contracts Lending or Borrowing as per Methods 8-3-1 and 8-3-2 (According to ATHEX BoD Resolution No.20)

[3] - The information concerning OTC Stock Borrowing Transactions is based on the statements of the Dematerialised Securities System (DSS) operators involved and refers to volumes that have been registered up until the previous working day.

[4] - Average Price (Volume weighted)

[5] - The Data concerning Open Interest before the start of trading session

Sectors codification for listed companies

533	-	Exploration & Production	537	-	Integrated Oil & Gas
1353	-	Commodity Chemicals	1357	-	Specialty Chemicals
1753	-	Aluminum	1755	-	Nonferrous Metals
1757	-	Steel	1775	-	General Mining
2353	-	Building Materials & Fixtures	2357	-	Heavy Construction
2723	-	Containers & Packaging	2727	-	Diversified Industrials
2733	-	Electrical Components & Equipment	2753	-	Commercial Vehicles & Trucks
2757	-	Industrial Machinery	2773	-	Marine Transportation
2777	-	Transportation Services	2791	-	Business Support Services
2797	-	Industrial Suppliers	3535	-	Distillers & Vintners
3537	-	Soft Drinks	3573	-	Farming Fishing & Plantations
3577	-	Food Products	3722	-	Durable Household Products
3726	-	Furnishings	3728	-	Home Construction
3747	-	Toys	3763	-	Clothing & Accessories
3765	-	Footwear	3767	-	Personal Products
3785	-	Tobacco	4533	-	Health Care Providers
4535	-	Medical Equipment	4577	-	Pharmaceuticals
5337	-	Food Retailers & Wholesalers	5371	-	Apparel Retailers
5373	-	Broadline Retailers	5375	-	Home Improvement Retailers
5379	-	Specialty Retailers	5553	-	Broadcasting & Entertainment
5555	-	Media Agencies	5557	-	Publishing
5751	-	Airlines	5752	-	Gambling
5753	-	Hotels	5755	-	Recreational Services
5757	-	Restaurants & Bars	5759	-	Travel & Tourism
6535	-	Fixed Line Telecommunications	6575	-	Mobile Telecommunications
7535	-	Conventional Electricity	7537	-	Alternative Electricity
7577	-	Water	8355	-	Banks
8534	-	Insurance Brokers	8536	-	Property & Casualty Insurance
8633	-	Real Estate Holding & Development	8637	-	Real Estate Services
8671	-	Industrial & Office REITs	8674	-	Diversified REITs
8675	-	Specialty REITs	8775	-	Specialty Finance
8777	-	Investment Services	8985	-	Equity Investment Instruments
9533	-	Computer Services	9535	-	Internet
9537	-	Software	9572	-	Computer Hardware
9574	-	Electronic Office Equipment	9578	-	Telecommunications Equipment
12003	-	ETF			



ATHEX
Athens Stock Exchange

Λεωφ. Αθηνών 110 104 42 Αθήνα
110, Athinon Ave. GR 104 42 Athens
tel. (+30)210-33.66.800, fax (+30)210-33.66.101
www.athexgroup.gr