

19

**Ημερήσιο Δελτίο  
Συναλλακτικής Δραστηριότητας**

Daily Official List  
of Trading Activity

Monday, 25 February, 2019  
Year: 140 Trading Day No: 39



**ATHEXGROUP**  
Athens Exchange Group

**Disclaimer:**

Hellenic Exchanges-Athens Stock Exchange S.A endeavours to ensure that the data and other material ("Information") presented on the Daily Official List are accurate and complete, but it is not liable for any errors or omissions of data or /and for the accuracy, credibility, updating and completeness of the aforesaid information nor it has any liability arising directly or indirectly from the use of the above Information.

The Company is not liable for the accuracy of the data included in listed companies' announcements. Only the sender of such an announcement is fully and solely liable for any infringement of third party's rights from the content of such announcement, All contents of the Daily Official List are provided only for information purposes and do not constitute investment advice or solicitation to invest in securities or other products listed for trading on the Exchange.

You acknowledge and agree that the Company is the owner of any property rights related to any Information appearing on the Daily Official List including intellectual property rights copyright, trademarks, etc.

The above data are a property of the Hellenic Exchanges-Athens Exchange and are copyright protected. Users are forbidden to reproduce, modify, copy, sale, transmit or redistribute, by all reproduction means and methods, part or the whole of the above data, without reference to their source.

The commercial exploitation of these data is, also, forbidden by third parties. Hellenic Exchanges-Athens Exchange does not carry any responsibility, direct or indirect, derived from usage or accidental alteration of the above data when used by third parties.

---

**Hellenic Exchanges – Athens Stock Exchange S.A.**

110 Athinon Ave., 10442 Athens, Tel: (210) 33.66.800, Fax: (210) 32.13.938

[www.athexgroup.gr](http://www.athexgroup.gr)

---

**Thessalonica Stock Exchange Center (T.S.E.C)**

16-18 Katouni Str., Thessalonica 546 25 Tel: (2310) 567.667, Fax: (2310) 530.545

**Athex Members Guarantee Fund**

14-16 Fidiou Str., Athens 106 78, Tel: (210) 33.04.682, Fax: (210) 33.04.155

**Hellenic Republic Capital Market Commission**

1 Kolokotroni Str. & 1 Stadiou Str., Athens 10562 Tel: (210) 33.77.100 Fax: (210) 33.77.173

---

**Table of Contents**

---

**Section 1: Statistical Figures of Securities, Derivatives and Lending**

Summary of Markets

Athex Indices

Analytic Figures for Athex Market's Boards and Categories

Trading Details by Athex Sectors and Financial Instruments (ETFs)

Top 10 best &amp; worst performing Shares

Derivatives Summary

**Section 2: Analytic Figures of Shares Transactions**

Analytic Figures of Shares Transactions

Shares' Notes

**Section 3: Figures of Securities Transactions**

Securities Blocks Details

Shares Rights Details

Stock Borrowing

Securities Forced Sales

Forced Sales Registered Shares

Exchange Traded Funds (ETFs) Characteristics

**Section 5: Bonds traded in Fixed Income Assets Market**

Convertible Corporate Bonds - Regulated Market

Non Convertible Corporate Bonds - Regulated Market

Government Bonds

Treasury Bills &amp; Zero Coupon Government Bonds

Government Bonds Traded with the Open Outcry Method

State Banks Bonds

**Section 6: Additional Infos**

Athex &amp; ATHEXClear Members List

List of Stocks under Market Making operations

**Section 7: Derivatives Market Analytic Figures**

Index Futures

Stock Futures

Index Options

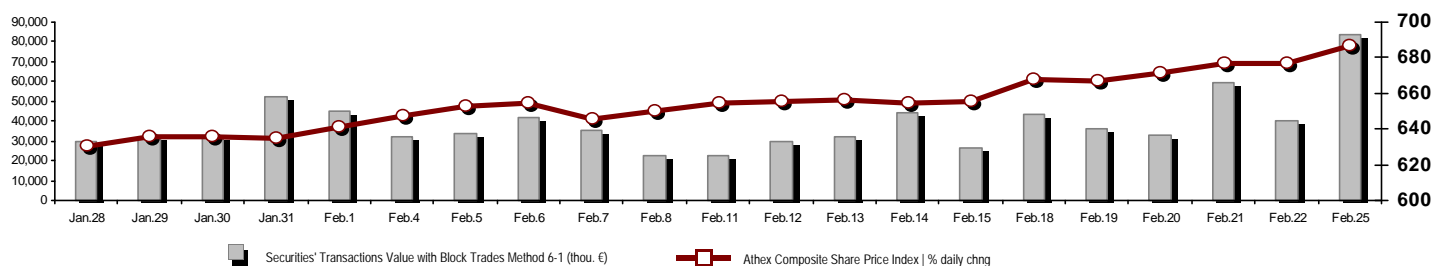
Stock Options

Stock Lending Analytic Figures

**Appendix A: Sectors codification for listed companies**

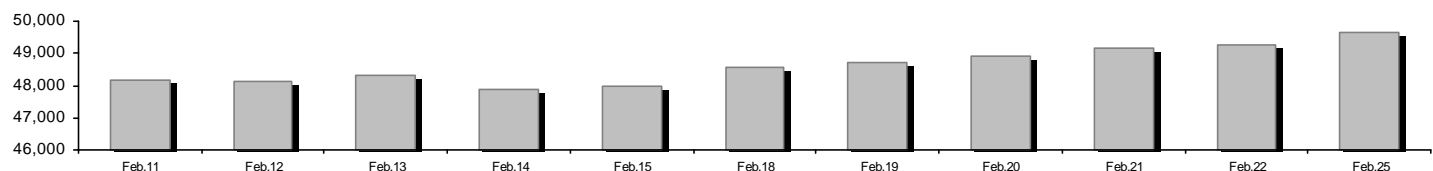
## Summary of Markets

Athex Composite Share Price Index vs Shares and Derivatives Transactions Value

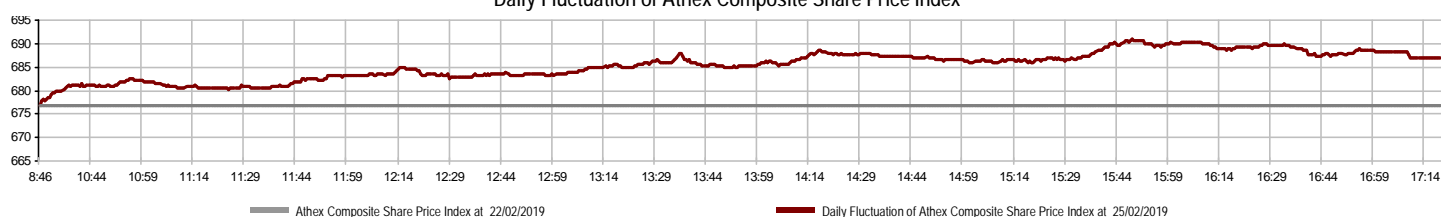


Athex Capitalisation (mill. €) **:	49,634.78	Derivatives Total Open Interest	295,116
Daily change: mill. €   %	394.15 0.80%	in Index Futures   % daily chng	4,810 0.00%
Yearly Avg Capitalisation: mill. €   % chng prev year Avg	47,249.49 -9.36%	in Stock Futures   % daily chng	287,812 0.00%
Athex Composite Share Price Index   % daily chng	686.77 1.46%	in Index Options   % daily chng	1,619 0.00%
Athex Composite Share Price Index Capitalisation (mill. €)	44,238.22	in Stock Options   % daily chng	875 0.00%
Daily change (mill. €)	368.16		
Securities' Transactions Value with Block Trades Method 6-1 (	83,516.32	Derivatives Contracts Volume:	65,410
Daily change: %	43,380.94 108.09%	Daily change: pieces   %	42,191 181.71%
YtD Avg Trans. Value: thou. €   % chng prev year Avg	38,078.06 -30.67%	YtD Avg Derivatives Contracts % chng prev year Avg	25,870 -53.81%
Blocks Transactions Value of Method 6-1 (thou. €)	15,052.12	Derivatives Trades Number:	3,970
Blocks Transactions Value of Method 6-2 & 6-3 (thou. €)	0.00	Daily change: number   %	2,028 104.43%
Bonds Transactions Value (thou.€)	466.86	YtD Avg Trades number % chng prev year Avg	2,234 -17.63%
Securities' Transactions Volume with Block Trades Method 6-1 (th	67,807.84	Lending Total Open Interest	278,200
Daily change: thou. pieces   %	44,284.98 188.26%	Daily change: pieces   %	0 0.00%
YtD Avg Volume: % chng prev year Avg	23,810.19 -35.91%	Lending Volume (Multilateral/Bilateral)	216,529
Blocks Transactions Volume of Method 6-1 (thou. Pieces)	17,865.47	Daily change: pieces   %	165,583
Blocks Transactions Volume of Method 6-2 & 6-3 (thou. Pieces)	0.00	Multilateral Lending	16,729
Bonds Transactions Volume	457,000	Bilateral Lending	199,800
Securities' Trades Number with Block Trades Method 6-1	30,827	Lending Trades Number:	23
Daily change: number   %	11,529 59.74%	Daily change: %	4
YtD Avg Trades number % chng prev year Avg	19,365 -4.75%	Multilateral Lending Trades Number	16
Number of Blocks Method 6-1	11	Bilateral Lending Trades Number	7
Number of Blocks Method 6-2 & 6-3	0		
Number of Bonds Transactions	43		

Athex Capitalisation (mill. €) \*\*



Daily Fluctuation of Athex Composite Share Price Index



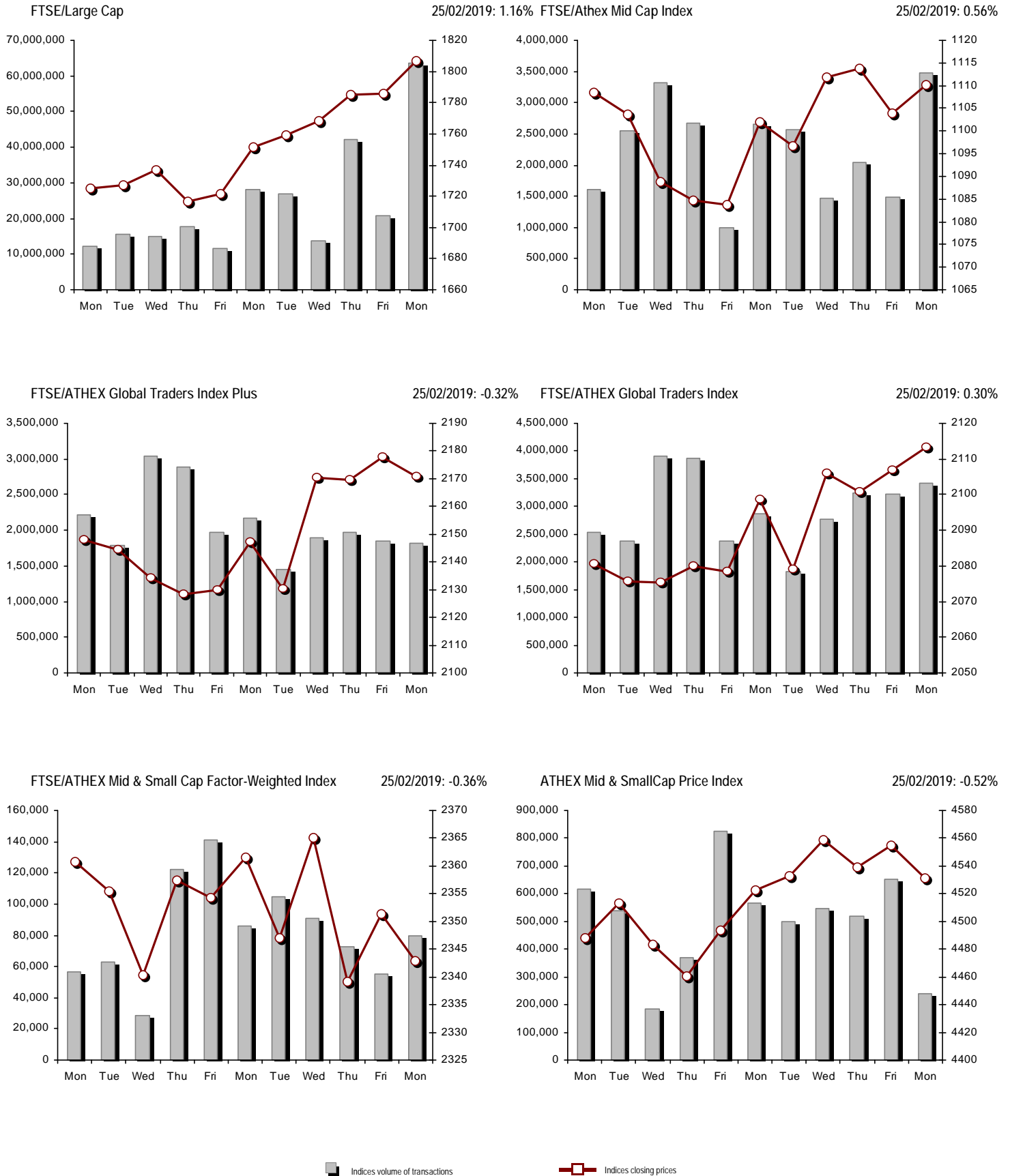
## Athex Indices

Index name	25/02/2019	22/02/2019	pts.	%	Min	Max	Year min	Year max	Year change
Athex Composite Share Price Index	686.77 #	676.87	9.90	1.46%	676.87	690.82	600.12	690.82	11.98% #
FTSE/Athex Large Cap	1,806.75 #	1,786.00	20.75	1.16%	1,786.00	1,817.81	1,580.73	1,817.81	12.33% #
FTSE/Athex Mid Cap Index	1,110.19 #	1,104.01	6.18	0.56%	1,101.19	1,114.04	945.49	1,122.79	13.86% #
FTSE/ATHEX-CSE Banking Index	375.64 #	350.25	25.39	7.25%	350.25	376.51	275.15	376.51	12.89% #
FTSE/ATHEX Global Traders Index Plus	2,170.88 €	2,177.78	-6.90	-0.32%	2,170.88	2,192.35	1,947.04	2,192.35	8.84% #
FTSE/ATHEX Global Traders Index	2,113.19 #	2,106.79	6.40	0.30%	2,106.79	2,132.96	1,866.67	2,132.96	11.37% #
FTSE/ATHEX Mid & Small Cap Factor-Weighted Ind	2,342.94 €	2,351.40	-8.46	-0.36%	2,340.95	2,362.62	2,173.67	2,391.85	5.77% #
ATHEX Mid & SmallCap Price Index	4,531.06 €	4,554.70	-23.64	-0.52%	4,528.18	4,612.09	3,914.71	4,612.09	14.36% #
FTSE/Athex Market Index	448.59 #	443.52	5.07	1.14%	443.52	451.25	392.32	451.25	12.38% #
FTSE Med Index	4,393.27 #	4,383.07	10.20	0.23%			3,966.78	4,400.22	10.81% #
Athex Composite Index Total Return Index	1,090.00 #	1,074.28	15.72	1.46%	1,074.28	1,096.41	952.47	1,096.41	11.98% #
FTSE/Athex Large Cap Total Return	2,628.63 #	2,598.44	30.19	1.16%			2,321.35	2,628.63	12.33% #
FTSE/ATHEX Large Cap Net Total Return	791.96 #	782.87	9.09	1.16%	782.87	796.81	692.89	796.81	12.33% #
FTSE/Athex Mid Cap Total Return	1,370.23 #	1,362.61	7.62	0.56%			1,180.35	1,374.68	13.86% #
FTSE/ATHEX-CSE Banking Total Return Index	353.90 #	329.98	23.92	7.25%			265.40	353.90	12.90% #
Hellenic Mid & Small Cap Index	992.82 #	990.34	2.48	0.25%	990.34	1,001.25	884.70	1,001.25	9.50% #
FTSE/Athex Banks	496.31 #	462.77	33.54	7.25%	462.77	497.47	363.54	497.47	12.89% #
FTSE/Athex Financial Services	856.19 #	834.26	21.93	2.63%	828.77	856.19	744.92	856.19	9.73% #
FTSE/Athex Industrial Goods & Services	2,267.68 €	2,276.02	-8.34	-0.37%	2,267.68	2,299.69	1,884.26	2,332.63	18.76% #
FTSE/Athex Retail	68.75 €	70.22	-1.47	-2.09%	68.75	70.22	58.44	72.19	14.76% #
FTSE/ATHEX Real Estate	3,409.67 #	3,319.35	90.32	2.72%	3,297.56	3,464.80	2,928.70	3,464.80	12.90% #
FTSE/Athex Personal & Household Goods	7,737.74 €	7,761.64	-23.90	-0.31%	7,737.30	7,881.97	6,649.54	8,050.37	12.49% #
FTSE/Athex Food & Beverage	11,304.99 €	11,371.59	-66.60	-0.59%	11,304.99	11,477.56	10,000.70	11,477.56	11.81% #
FTSE/Athex Basic Resources	3,676.38 €	3,715.82	-39.44	-1.06%	3,627.31	3,734.15	3,146.82	3,795.08	12.06% #
FTSE/Athex Construction & Materials	2,717.29 €	2,724.85	-7.56	-0.28%	2,716.75	2,750.33	2,473.36	2,750.33	5.23% #
FTSE/Athex Oil & Gas	5,012.46 €	5,076.59	-64.13	-1.26%	5,012.46	5,140.72	4,670.67	5,183.77	3.13% #
FTSE/Athex Chemicals	9,405.41 €	9,621.13	-215.72	-2.24%	9,362.27	9,621.13	7,722.79	9,880.00	15.04% #
FTSE/Athex Travel & Leisure	1,546.22 €	1,560.53	-14.31	-0.92%	1,545.51	1,562.18	1,309.57	1,567.10	16.87% #
FTSE/Athex Technology	803.54 #	802.44	1.10	0.14%	799.35	807.65	692.80	815.39	13.30% #
FTSE/Athex Telecommunications	3,041.59 #	2,970.02	71.57	2.41%	2,970.02	3,047.09	2,614.94	3,071.87	16.07% #
FTSE/Athex Utilities	2,006.80 #	1,976.54	30.26	1.53%	1,976.47	2,017.40	1,729.19	2,017.40	14.09% #
Athex All Share Index	174.76 #	173.36	1.40	0.81%	174.76	174.76	157.01	174.76	10.59% #
Hellenic Corporate Bond Index	117.18 #	117.16	0.02	0.02%			116.31	118.03	0.72% #
Hellenic Corporate Bond Price Index	95.97 #	95.96	0.00	0.01%			95.72	96.82	0.19% #

Note 1: FTSE/Med 100, Hellenic Corporate Bond Price Index and Hellenic Corporate Bond Index closing prices refer to the previous trading day of 21/02/2019.

Note 2: The Hellenic Mid & Small Cap Index is a Customized index calculated by the Athens Exchange.

Athex Indices



## Analytic Figures for Athex Market's Boards and Categories

	Total Traded Securities	Main Market	Surveillance	Exchange Traded Funds (ETFs)
Totals	133	117	15	1
Gain / Lose / Same:	51 / 43 / 39	49 / 40 / 28	1 / 3 / 11	1 / 0 / 0
Athex Capitalisation (mill. €) **	49,634.78	49,420.62	214.15	
Daily Average Trans/ons Value(thou.€)	38,078.06	38,082.36	13.20	1.56
Transactions Value	83,516.32	83,501.14	6.97	8.21
Main Board:	68,456.00	68,440.81	6.97	8.21
Blocks Board 6_2_3:	15,052.12	15,052.12	0.00	0.00
Forced Sales Board:	8.20	8.20	0.00	0.00
Special Terms Board:	0.00	0.00	0.00	0.00
Daily Average Transactions Volume	23,810,192	23,705,434	117,616	91
Transactions Volume	67,807,843	67,751,766	55,627	450
Main Board:	49,940,046	49,883,969	55,627	450
Blocks Board 6_2_3:	17,865,467	17,865,467	0	0
Forced Sales Board:	2,330	2,330	0	0
Special Terms Board:	0	0	0	0
Daily Average Number of Trades	19,365	19,297	67	1
Number of Trades	30,827	30,761	64	2
Main Board:	30,804	30,738	64	2
Blocks Board 6_2_3:	11	11	0	0
Forced Sales Board:	12	12	0	0
Special Terms Board:	0	0	0	0

## Trading Details by Athex Sectors and Financial Instruments (ETFs)

Code	Sectors	Gain / Lose / Same	Number of Trades	Transactions Volume	Transactions Value	% of Total Trans. Value
8300	- Banks	6 / 0 / 0	15,009	59,530,244	47,709,854.14	57.13%
1700	- Basic Resources	2 / 3 / 3	208	86,784	109,127.66	0.13%
1300	- Chemicals	0 / 3 / 2	85	11,857	24,373.51	0.03%
2300	- Construction & Materials	6 / 3 / 8	1,883	636,130	2,303,844.13	2.76%
12000	- Financial Instruments	1 / 0 / 0	2	450	8,209.00	0.01%
8700	- Financial Services	2 / 0 / 0	1,267	2,509,324	1,325,459.20	1.59%
3500	- Food & Beverage	4 / 5 / 3	454	235,963	1,572,117.57	1.88%
4500	- Health Care	1 / 2 / 1	89	65,577	78,000.63	0.09%
2700	- Industrial Goods & Services	6 / 5 / 7	1,910	607,037	3,138,216.16	3.76%
8500	- Insurance	0 / 0 / 1	14	1,932	7,018.42	0.01%
5500	- Media	0 / 1 / 1	7	13,040	3,472.99	0.00%
500	- Oil & Gas	0 / 2 / 1	1,596	202,184	3,491,225.51	4.18%
3700	- Personal & Household Goods	4 / 3 / 6	1,508	451,026	3,449,477.12	4.13%
8600	- Real Estate	4 / 2 / 4	1,082	536,588	4,258,285.67	5.10%
5300	- Retail	1 / 4 / 0	23	9,527	6,551.34	0.01%
9500	- Technology	4 / 6 / 0	489	215,332	348,357.14	0.42%
6500	- Telecommunications	1 / 0 / 0	1,674	940,704	10,334,269.07	12.37%
5700	- Travel & Leisure	4 / 3 / 2	1,522	741,829	2,836,037.30	3.40%
7500	- Utilities	5 / 1 / 0	2,005	1,012,315	2,512,424.27	3.01%

## Top 10 best &amp; worst performing Shares

## Main Market

With positive Price change			With negative Price change		
	Closing price	change		Closing price	change
PIRAEUS BANK (CR)	0.92	11.45% #	KRETA FARM SA (CR)	0.764	-3.29% €
NATIONAL BANK (CR)	1.455	8.10% #	GEK TERNA (CR)	5.03	-2.71% €
ALPHA BANK (CR)	1.189	6.92% #	THRACE PLASTICS SA (CR)	2.18	-2.24% €
EUROBANK ERGASIAS (CR)	0.589	6.13% #	KEKROPS SA (CR)	1.35	-2.17% €
ATTICA BANK S.A. (CR)	0.127	5.83% #	IDEAL GROUP SA (CR)	0.785	-1.88% €
EL. D. MOUZAKIS SA (CB)	0.37	4.52% #	P.P.A. S.A. (CR)	15.94	-1.85% €
GRIVALIA PROPERTIES (CR)	8.96	3.94% #	MOTOR OIL (CR)	21.4	-1.61% €
ATTICA HOLDINGS (CR)	1.32	3.94% #	PROFILE SA (CR)	1.765	-1.40% €
KIRIAKOULIS SHIPPING SA (CR)	0.945	3.85% #	INTRACOM HOLDINGS (CR)	0.82	-1.21% €
ELLAKTOR (CR)	1.578	3.54% #	GR. SARANTIS S.A. (CR)	7.1	-1.11% €
With the highest Transactions Value			With the highest Transactions Volume		
	Value (thou. €)	change		Volume	change
EUROBANK ERGASIAS (CR)	21,180.52	6.13% #	EUROBANK ERGASIAS (CR)	37,372,450	6.13% #
ALPHA BANK (CR)	13,941.58	6.92% #	ALPHA BANK (CR)	12,040,006	6.92% #
OTE (CR)	10,334.27	2.41% #	NATIONAL BANK (CR)	6,750,483	8.10% #
NATIONAL BANK (CR)	9,784.90	8.10% #	PIRAEUS BANK (CR)	3,006,127	11.45% #
GRIVALIA PROPERTIES (CR)	3,467.44	3.94% #	MARFIN INVESTMENT GROUP (CR)	2,218,909	3.39% #
MOTOR OIL (CR)	2,979.78	-1.61% €	OTE (CR)	940,704	2.41% #
PIRAEUS BANK (CR)	2,672.83	11.45% #	PPC (CR)	567,017	1.48% #
JUMBO SA (CR)	2,652.47	-0.27% €	GRIVALIA PROPERTIES (CR)	395,004	3.94% #
OPAP (CR)	2,357.94	-1.10% €	ELLAKTOR (CR)	392,961	3.54% #
MYTILINEOS HOLDINGS (CR)	2,274.88	-0.56% €	ATTICA BANK S.A. (CR)	354,745	5.83% #

Note: Stocks that are not included in the "Low Dispersion" and "Under Supervision" categories, and the transactions value is more than 10,000 €.



## Derivatives Summary

	Number of Trades	Volume	Open Interest
Index Futures	336	1,652	4,810
FTSE/Athex Large Cap	336	1,652	4,810
Stock Futures	3,598	63,176	287,812
ADMIE (IPTO) HOLDING S.A. (CR)	122	665	8,082
ALPHA BANK (CR)	527	17,438	32,466
ATTICA BANK S.A. (CR)	3	54	253
CC HBC AG (CR)	15	24	219
CENERGY HOLDINGS (CB)	14	24	5,531
ELLAKTOR (CR)	170	1,671	10,948
EUROBANK ERGASIAS (CR)	423	11,984	74,361
EYDAP S.A. (CR)	4	10	580
FOURLIS (CR)	2	6	170
GEK TERNA (CR)	49	165	5,415
GRIVALIA PROPERTIES (CR)	6	10	140
HELLENIC EXCHANGES-A.S.E. (CR)	121	448	2,810
HELLENIC PETROLEUM (CR)	23	62	2,716
INTRACOM HOLDINGS (CR)	3	32	2,739
INTRALOT (CR)	32	257	5,004
JUMBO SA (CR)	41	114	680
LAMDA DEVELOPMENT SA (CR)	39	195	2,162
MARFIN INVESTMENT GROUP (CR)	29	2,976	48,344
MOTOR OIL (CR)	7	14	294
MYTILINEOS HOLDINGS (CR)	153	2,887	7,644
NATIONAL BANK (CR)	551	12,322	29,151
OPAP (CR)	57	405	2,277
OTE (CR)	184	709	4,321
P.P.A. S.A. (CR)	12	354	544
PIRAEUS BANK (CR)	776	8,433	19,690
PPC (CR)	207	1,783	12,172
TERNA ENERGY (CR)	9	37	3,457
TITAN CEMENT (CR)	6	52	156
VIOHALCO SA/NV (CB)	13	45	5,486
Index Options	29	247	1,619
FTSE/Athex Large Cap	29	247	1,619
Stock Options	7	335	875
ALPHA BANK (CR)	0	0	105
NATIONAL BANK (CR)	5	310	521
OPAP (CR)	0	0	111
OTE (CR)	0	0	0
PIRAEUS BANK (CR)	1	5	138
PPC (CR)	1	20	0
<b>Total Derivatives Traded</b>	<b>3,970</b>	<b>65,410</b>	<b>295,116</b>











## Section 2: Analytic Figures of Shares Transactions

Monday, 25 February, 2019

Number of Outstanding Securities	Nominal Value	Dividends [1]			Date of Last Coupon		Note	Shares	Closing price	% change	Previous closing		Open price	Price min	Price max	Last price	Avg price	Last Bid [7]	Last Ask [7]	P/E after	Year	Volume	Trades	Transactions Value[8]	Company Mkt Value (thou. €)	Year low	Year high	Sector[ 4]	
		2016	2017	2018	Dividend [2]	Right					price/date	price/date																	
4,034,950	0.680	---	---	---	01/07/2005	30/12/2010	5171	CHATZIKRANIOTIS & SONS SA (CR)	0.14	---	0.14	27/04/2018	---	---	---	---	---	---	---	---	---	---	---	---	---	564.89	0.14	0.14	3577

Shares' Notes

Code	Note text
( )	- Adjusted dividends.
*	- Last adjusted closing price.
[1]	- Net dividends.
[2]	- The "Date of Last Coupon" for New listings refers to the date company's stocks started to trade in Athex
[3]	- The Company Market Value is referred to the number of outstanding shares
[4]	- Sectors codification can be found in Appendix A
[5]	- The Market Value refers to the total number of shares listed (including their several classes) in the exchange by the company.
[6]	- P/E greater than 100
[7]	- Last view of the Order Book before the end of the trading session
[8]	- All Blocks Methods' Transactions Value are included.
4690	- Transfer to Surveillance category as of 4/4/2006.
4750	- Transfer to the Under Surveillance Category from 8/4/2011.
4865	- Suspension of trading as of 2/4/2012.
4887	- Transfer to the Surveillance Category as of 10/4/2012.
4912	- Transfer to the Surveillance Category as of 31/7/2012.
4914	- Suspension of trading as of 31/8/2012.
4918	- Suspension of trading as of 31/8/2012.
4955	- Transfer to the Surveillance Category as from 5/4/2013.
4956	- Transfer to the Surveillance Category as from 5/4/2013.
4957	- Transfer to the Surveillance Category as from 5/4/2013.
4958	- Transfer to the Surveillance Category as from 5/4/2013.
4959	- Transfer to the Surveillance Category as from 5/4/2013.
4983	- Transfer to the Surveillance Category as of 5/4/2013.
5080	- Transfer to the Surveillance Category as of 06/09/2011.
5093	- Transfer to the Surveillance Category as of 8/4/2015.
5094	- Transfer to the Surveillance Category as of 8/4/2015.
5095	- Transfer to the Surveillance Category as from 5/4/2013.
5101	- Suspension of trading as of 1/9/2015.
5110	- Suspension of trading as of 08/03/2016.
5112	- Transfer to the Surveillance Category as of 15/04/2016.
5115	- Transfer to the Surveillance Category as of 15/04/2016.
5123	- Transfer to the Surveillance Category as of 10/04/2014
5130	- Suspension of trading as of 18/04/2017.
5136	- Suspension of trading as of 02/05/2017.
5141	- Transfer to the Surveillance Category as of 10/05/2017.
5153	- Suspension of trading as of 03/10/2017.
5154	- Suspension of trading as of 03/10/2017.
5156	- Transfer to the Surveillance Category as of 11/12/2017.
5160	- Transfer to the Surveillance Category as of 15/04/2016.
5161	- Transfer to the Surveillance Category as of 25/11/2011.
5162	- Transfer to the Under Supervision Category as of 21/12/2009.
5165	- Transfer to the Surveillance Category as of 15/02/2018.
5171	- Suspension of trading as of 30/04/2018.
5172	- Suspension of trading as of 30/04/2018.
5174	- Suspension of trading as of 02/05/2018.
5178	- Transfer to the Surveillance Category as of 11/05/2018.
5179	- Suspension of trading as of 25/05/2018.
5190	- Transfer to the Surveillance Category as of 10/04/2012.
5191	- Suspension of trading as of 02/10/2018.
5192	- Suspension of trading as of 02/10/2018.
5193	- Transfer to the Surveillance Category as of 25/10/2018.
5194	- Transfer to the Surveillance Category as of 25/10/2018.



---

Shares' Notes

---

Code	Note text
5195	- Transfer to the Surveillance Category as of 27/06/2008.
5196	- Transfer to the Under Surveillance Category from 08/04/2011.
5197	- Transfer to the Surveillance Category as of 07/11/2018.
5199	- Suspension of trading as of 20/07/2018.
5200	- Transfer to the Surveillance Category as of 10/04/2012.

Securities Blocks Details

Securities	Block Volume	Price	Block Trade Value	Time of approval	Note
ALPHA BANK (CR)	500,000	1.15	572,500.00	12:24:40	20
OTE (CR)	40,000	10.96	438,200.00	12:46:10	20
ALPHA BANK (CR)	1,100,000	1.14	1,254,000.00	13:02:48	20
GRIVALIA PROPERTIES (CR)	170,000	8.69	1,477,300.00	13:47:33	20
ALPHA BANK (CR)	660,000	1.14	755,040.00	13:49:54	20
OTE (CR)	41,000	11.04	452,435.00	15:42:45	20
OTE (CR)	30,000	11.06	331,650.00	16:44:42	20
OTE (CR)	30,000	11.06	331,650.00	16:45:12	20
JUMBO SA (CR)	24,491	14.76	361,487.16	17:00:27	20
OTE (CR)	50,000	10.85	542,500.00	17:01:48	20
EUROBANK ERGASIAS (CR)	15,219,976	0.561	8,535,362.54	17:12:08	20

Blocks Notes

- 9 - Method 6-1 / Special Fees
- 10 - Method 6-1 / Special Fees, SDS
- 14 - Method 6-3 / Settlement, Incomplete Buy and Sell
- 18 - Method 6-2 / SPOT 1
- 19 - Method 6-2 / SPOT 2
- 20 - Method 6-1 and Method 6-1 Same Day Settlement
- 21 - Other Pre-agreed

**Shares Rights Details**

Occured date	Exercise from	Exercise until	Trading until	Rights	Price min	Price max	Closing price	Last Bid	Last Ask	Volume	Trades	Transactions Value
--------------	---------------	----------------	---------------	--------	-----------	-----------	---------------	----------	----------	--------	--------	--------------------

No Rights Transactions.

## Securities Forced Sales

Securities	Category of Security	Transactions Volume	Number of Trades	Transactions Value	Note
ALPHA BANK (CR)	Stocks	32	2	33.41	1
NATIONAL BANK (CR)	Stocks	50	1	62.80	1
PIRAEUS BANK (CR)	Stocks	25	1	19.00	1
ATTICA HOLDINGS (CR)	Stocks	300	1	372.00	1
INTRACOM HOLDINGS (CR)	Stocks	250	1	200.00	1
INTRALOT (CR)	Stocks	900	2	451.80	1
EYDAP S.A. (CR)	Stocks	60	1	328.20	1
OPAP (CR)	Stocks	450	1	4,065.75	1
P.P.A. S.A. (CR)	Stocks	100	1	1,612.00	1
TERNA ENERGY (CR)	Stocks	163	1	1,054.61	1

## Forced Sales Notes

1 - Normal Forced Sale.

2 - Forced Sales of Fixed Registered Shares.

3 - Forced Sales of Remaining Stock Fractions.

**Forced Sales Registered Shares**

Securities	Start Date	End Date	Initial Volume	Remaining Volume	Date	Avg price (day)	Avg price (period)	Number of Trades	Transactions Volume	Transactions Value
------------	------------	----------	----------------	------------------	------	-----------------	--------------------	------------------	---------------------	--------------------

No Fixed Registered Shares Forced Sales.

**Forced Sales Notes**

According to Decision 1/380/04.05.2008 of the Hellenic Republic Capital Market Commission, the certificated registered shares that have not been deposited to the issuer for dematerialisation, will be auctioned in the Athens Exchange by the supervising issuer. Forced sales procedure is held according to Article 99A of the Athens Exchange Rulebook. The average price of the period is calculated by dividing the Total transactions value by the Total volume and includes all the transactions made until the current date.

## Exchange Traded Funds (ETFs) Characteristics

	Transactions Date (T)	Creation / Redemption	Units (T-1)	New Units (T-1)	Redemption Units (T-1)	Units (T) [1]	Fund Assets [2]	Net Unit Price	Dividend per	Dividend Date
ALPHA ETF FTSE Athex Large Cap	25/02/2019	5,000	642,382	---	---	642,382	11,466,000.00	17.8492	0.43	30/06/2018

## ETFs Notes

[1] - Units (T) = Units (T-1) + New Units (T-1) - Redemption Units (T-1)

[2] - The Creation / Redemption Units of T-1 are included.

## Convertible Corporate Bonds - Regulated Market

Num Listed Bonds	Nominal price	Issue price	Today's Rate	Exp. Date	Duration (years)	Note	Coupon		Trading	Corporate Bonds	Price min	Price max	Closing price	Previous closing price/date	Volume	Transactions Value	Last order			ear min	Year max
							Common	Preferred									Price	Buy / Sell	Date		
179,991,941	0.30	0.30	1.00	11/10/2025	9	---	10	---	1	FORTHNET S.A. (Convertible)	---	---	---	---	---	---	1.0610	B	14/02/2019	100.0000	100.0000

## Corporate Bonds Notes

Transactions Volume = (Pieces) \* (Nominal Price). Transactions Value = (Pieces) \* (Nominal Price) \* (price %) + (Accrued interest).

The price of a Bond is stated as a percentage (%) of Bond's Nominal Price.

Nominal Price in Euros (€), except if it is noted differently.

## Non Convertible Corporate Bonds - Regulated Market

Num Listed Bonds	Nominal price	Issue price	Today's Rate	Exp. Date	Duration (years)	Note	Coupon		Trading	Corporate Bonds	Accrued Int.	Yield.T.Mat	Price min	Price max	Closing price	Previous closing price/date	Volume	Transactions Value	Last order		ear min	Year max		
							Common	Preferred											Price	Buy / Sell			Date	
25,000	1,000.00	1,000.00	4.95	26/06/2023	5	---	2	---	1	B&F COMM. & GARM. INDUS. S.A. (Non Convertible)	8.5250	6.1900	95.0000	95.2500	95.0000	96.8910	20/02/2019	8,000	7,673.21	94.5120	B	25/02/2019	93.0000	98.5000
90,000	1,000.00	1,000.00	3.00	11/05/2023	5	---	2	---	1	CORAL A.E. (Non Convertible)	8.9167	2.5990	100.8000	101.3000	101.3000	101.0000	22/02/2019	90,000	91,692.50	100.7500	B	25/02/2019	100.3000	101.5000
120,000	1,000.00	1,000.00	3.95	04/04/2025	7	---	2	---	1	GEK TERNA S.A. (Non Convertible)	16.0194	3.6940	100.3000	100.7000	100.6217	100.4500	22/02/2019	115,000	117,557.24	100.0401	B	25/02/2019	99.0000	101.0000
60,000	1,000.00	1,000.00	3.85	21/07/2022	5	---	4	---	1	TERNA ENERGY FINANCE S.A. (Non Convertible)	3.9569	3.0950	101.7500	101.7500	101.7500	101.7000	21/02/2019	3,000	3,064.37	101.9000	B	25/02/2019	100.5200	103.3400
300,000	1,000.00	1,000.00	3.10	27/06/2022	5	---	4	---	1	MYTILINEOS HOLDINGS S.A. (Non Convertible)	5.3389	2.5190	101.4000	101.5400	101.4000	101.4540	22/02/2019	153,000	156,025.85	101.4000	B	25/02/2019	100.0500	103.4000
50,000	1,000.00	1,000.00	4.35	20/06/2022	5	---	4	---	1	SYSTEMS SUNLIGHT S.A. (Non Convertible)	8.3375	3.1910	101.5000	102.7990	102.7990	101.6000	21/02/2019	34,000	34,903.43	101.5100	B	25/02/2019	99.4118	102.9000
200,000	1,000.00	1,000.00	3.50	21/03/2022	5	---	4	---	1	O.P.A.P. S.A. (Non Convertible)	15.4583	2.6150	101.9500	102.1000	102.0295	102.0350	22/02/2019	44,000	45,573.17	101.9500	B	25/02/2019	101.6500	102.2800
40,000,000	1.00	1.00	5.00	04/10/2021	5	---	10	---	1	HOUSEMARKET S.A. (Non Convertible)	0.0075	3.3570	103.0000	103.0000	103.0000	102.8400	21/02/2019	10,000	10,375.00	102.6000	B	25/02/2019	101.9500	103.7990

## Corporate Bonds Notes

Transactions Volume = (Pieces) \* (Nominal Price). Transactions Value = (Pieces) \* (Nominal Price) \* (price %) + (Accrued interest).

The price of a Bond is stated as a percentage (%) of Bond's Nominal Price.

Nominal Price in Euros (€), except if it is noted differently.



## Government Bonds

Number Listed Bonds	Nominal price	Today's Rate	Accrued Interest Calc	Exp. Date [1]	Duration (years)	Note	Coupons Date	Curr. coupon value	Trading Unit	Government Bonds	Price min	Price max	Closing price	Previous closing price/date	Volume	Transactions Value	Price	Last order Buy / Sell	Date
3,000,000	1,000.00	4.38	Actual/Actual	01/08/2022	5	---	01/08	4.38	1	GGB-FXD-010822-05Y-4.375-1.000	---	---	---	---	---	---	1.0000	B	28/11/2018
2,500,000	1,000.00	3.45	Actual/Actual	02/04/2024	5	---	02/04	3.45	1	GGB-FXD-020424-05Y-3.450-1.000	---	---	---	---	---	---	---	---	---
4,355,990,324	1.00	3.50	Actual/Actual	30/01/2023	5	---	01/02 - 31/01	3.50	1	GGB-FXD-300123-05Y-3.500-1.000	---	---	---	94.5720 13/07/2018	---	---	1.0000	B	28/11/2018
5,962,747,327	1.00	3.75	Actual/Actual	30/01/2028	10	---	/02 - 01/02 - 31/	3.75	1	GGB-FXD-300128-10Y-3.750-1.000	---	---	---	85.4610 13/07/2018	---	---	1.0000	B	28/11/2018
6,091,218,404	1.00	3.90	Actual/Actual	30/01/2033	15	---	/02 - 01/02 - 31/	3.90	1	GGB-FXD-300133-15Y-3.900-1.000	---	---	---	78.6730 13/07/2018	---	---	1.0000	B	28/11/2018
4,805,399,486	1.00	4.00	Actual/Actual	30/01/2037	19	---	/02 - 01/02 - 31/	4.00	1	GGB-FXD-300137-19Y-4.000-1.000	---	---	---	77.0370 13/07/2018	---	---	1.0000	B	28/11/2018
4,603,713,186	1.00	4.20	Actual/Actual	30/01/2042	24	---	/02 - 01/02 - 31/	4.20	1	GGB-FXD-300142-24Y-4.200-1.000	---	---	---	77.7640 13/07/2018	---	---	1.0000	B	28/11/2018
550,418,123	1.00	3.00	Actual/Actual	24/02/2023	11	---	24/02	3.00	1	GGB-FXD-240223-11Y-2.000-1.000	---	---	---	10.0000 22/06/2015	---	---	---	---	---
445,007,576	1.00	3.00	Actual/Actual	24/02/2024	12	---	24/02	3.00	1	GGB-FXD-240224-12Y-2.000-1.000	---	---	---	10.0000 22/06/2015	---	---	---	---	---
423,674,226	1.00	3.00	Actual/Actual	24/02/2025	13	---	24/02	3.00	1	GGB-FXD-240225-13Y-2.000-1.000	---	---	---	10.0000 22/06/2015	---	---	---	---	---
212,292,153	1.00	3.00	Actual/Actual	24/02/2026	14	---	24/02	3.00	1	GGB-FXD-240226-14Y-2.000-1.000	---	---	---	10.0000 22/06/2015	---	---	---	---	---
160,621,352	1.00	3.00	Actual/Actual	24/02/2027	15	---	24/02	3.00	1	GGB-FXD-240227-15Y-2.000-1.000	---	---	---	10.0000 22/06/2015	---	---	---	---	---
183,244,055	1.00	3.00	Actual/Actual	24/02/2028	16	---	24/02	3.00	1	GGB-FXD-240228-16Y-2.000-1.000	---	---	---	10.0000 22/06/2015	---	---	---	---	---
164,802,894	1.00	3.00	Actual/Actual	24/02/2029	17	---	24/02	3.00	1	GGB-FXD-240229-17Y-2.000-1.000	---	---	---	10.0000 22/06/2015	---	---	---	---	---
165,460,943	1.00	3.00	Actual/Actual	24/02/2030	18	---	24/02	3.00	1	GGB-FXD-240230-18Y-2.000-1.000	---	---	---	10.0000 22/06/2015	---	---	---	---	---
129,007,241	1.00	3.00	Actual/Actual	24/02/2031	19	---	24/02	3.00	1	GGB-FXD-240231-19Y-2.000-1.000	---	---	---	10.0000 22/06/2015	---	---	---	---	---
126,192,683	1.00	3.00	Actual/Actual	24/02/2032	20	---	24/02	3.00	1	GGB-FXD-240232-20Y-2.000-1.000	---	---	---	10.0000 22/06/2015	---	---	---	---	---
146,905,168	1.00	3.00	Actual/Actual	24/02/2033	21	---	24/02	3.00	1	GGB-FXD-240233-21Y-2.000-1.000	---	---	---	10.0000 22/06/2015	---	---	---	---	---
154,475,606	1.00	3.00	Actual/Actual	24/02/2034	22	---	24/02	3.00	1	GGB-FXD-240234-22Y-2.000-1.000	---	---	---	10.0000 22/06/2015	---	---	---	---	---
144,429,441	1.00	3.00	Actual/Actual	24/02/2035	23	---	24/02	3.00	1	GGB-FXD-240235-23Y-2.000-1.000	---	---	---	10.0000 22/06/2015	---	---	---	---	---
166,211,676	1.00	3.00	Actual/Actual	24/02/2036	24	---	24/02	3.00	1	GGB-FXD-240236-24Y-2.000-1.000	---	---	---	10.0000 22/06/2015	---	---	---	---	---
145,461,669	1.00	3.00	Actual/Actual	24/02/2037	25	---	24/02	3.00	1	GGB-FXD-240237-25Y-2.000-1.000	---	---	---	10.0000 22/06/2015	---	---	---	---	---
146,941,087	1.00	3.00	Actual/Actual	24/02/2038	26	---	24/02	3.00	1	GGB-FXD-240238-26Y-2.000-1.000	---	---	---	10.0000 22/06/2015	---	---	---	---	---
135,115,612	1.00	3.00	Actual/Actual	24/02/2039	27	---	24/02	3.00	1	GGB-FXD-240239-27Y-2.000-1.000	---	---	---	10.0000 22/06/2015	---	---	---	---	---
141,909,637	1.00	3.00	Actual/Actual	24/02/2040	28	---	24/02	3.00	1	GGB-FXD-240240-28Y-2.000-1.000	---	---	---	10.0000 22/06/2015	---	---	---	---	---
136,788,720	1.00	3.00	Actual/Actual	24/02/2041	29	---	24/02	3.00	1	GGB-FXD-240241-29Y-2.000-1.000	---	---	---	10.0000 22/06/2015	---	---	---	---	---
163,643,410	1.00	3.00	Actual/Actual	24/02/2042	30	---	24/02	3.00	1	GGB-FXD-240242-30Y-2.000-1.000	---	---	---	10.0000 22/06/2015	---	---	---	---	---
742,153	1,000.00	0.93	FLR Actual/360	10/08/2019	5	---	10/02 - 10/08	---	1	GGB-FLT-100819-05Y-0.934-1.000	---	---	---	---	---	---	50.0001	B	12/12/2017
3,000,000	1,000.00	3.38	Actual/Actual	15/02/2025	7	---	15/02	3.38	1	GGB-FXD-150225-07Y-3.375-1.000	---	---	---	---	---	---	---	---	---
250,250	1,000.00	2.90	Actual/Actual	20/03/2023	4	---	20/03	2.90	1	GGB-FXD-200323-04Y-2.900-1.000	---	---	---	---	---	---	---	---	---
964,000	1,000.00	3.25	Actual/Actual	20/03/2025	6	---	20/03	3.25	1	GGB-FXD-200325-06Y-3.250-1.000	---	---	---	---	---	---	---	---	---
2,100,000	1,000.00	3.55	Actual/Actual	20/03/2026	7	---	20/03	3.55	1	GGB-FXD-200326-07Y-3.550-1.000	---	---	---	---	---	---	---	---	---
2,456,470	1,000.00	4.75	Actual/Actual	17/04/2019	5	---	17/04	4.75	1	GGB-FXD-170419-05Y-4.750-1.000	---	---	---	---	---	---	---	---	---

## Government Bonds Notes

Transactions Volume = (Pieces) \* (Nominal Price). Transactions Value = (Pieces) \* (Nominal Price) \* (price %) + (Accrued interest).

The Value of current coupon for the issues with NV 0.01 euro refers to NV 100 euros

FLR: Floating Interest Rate.

[1] - The Expiration Date of the interest bearing period and the Date for coupon payment.

## Government Bonds

Number Listed Bonds	Nominal price	Today's Rate	Accrued Interest Calc	Exp. Date [1]	Duration (years)	Note	Coupons Date	Curr. coupon value	Trading Unit	Government Bonds	Price min	Price max	Closing price	Previous closing price/date	Volume	Transactions Value	Price	Last order Buy / Sell	Date
---------------------	---------------	--------------	-----------------------	---------------	------------------	------	--------------	--------------------	--------------	------------------	-----------	-----------	---------------	-----------------------------	--------	--------------------	-------	-----------------------	------

## Government Bonds Notes

Transactions Volume = (Pieces) \* (Nominal Price). Transactions Value = (Pieces) \* (Nominal Price) \* (price %) + (Accrued interest).

The Value of current coupon for the issues with NV 0.01 euro refers to NV 100 euros

FLR: Floating Interest Rate.

[1] - The Expiration Date of the interest bearing period and the Date for coupon payment.

## Treasury Bills &amp; Zero Coupon Government Bonds

Issue Date	13-Week Maturity									26-Week Maturity									52-Week Maturity								
	Exp. Date	Initial Rate	Num Listed Bonds	Nominal price	Issue price	Last Trade Price	Last Trade Date	Volume Traded	Note	Exp. Date	Initial Rate	Num Listed Bonds	Nominal price	Issue price	Last Trade Price	Last Trade Date	Volume Traded	Note	Exp. Date	Initial Rate	Num Listed Bonds	Nominal price	Issue price	Last Trade Price	Last Trade Date	Volume Traded	Note
16/03/2018	---	---	---	---	---	---	---	---	---	---	---	---	---	---	---	---	---	---	15/03/2019	1.25	1,000,000	1,000.00	987.52	---	---	---	---
15/06/2018	---	---	---	---	---	---	---	---	---	---	---	---	---	---	---	---	---	---	14/06/2019	1.09	1,000,000	1,000.00	989.10	---	---	---	---
14/09/2018	---	---	---	---	---	---	---	---	---	---	---	---	---	---	---	---	---	---	13/09/2019	1.09	1,000,000	1,000.00	989.10	---	---	---	---
14/12/2018	---	---	---	---	---	---	---	---	---	---	---	---	---	---	---	---	---	---	13/12/2019	1.09	1,000,000	1,000.00	989.10	---	---	---	---

Bonds in Circulation	Currency / Min nominal traded Value	Coupons Payment Date	Current Coupon Value	Note	Coupon	Trading Unit	Issue Date	Duration (years)	Today's Interest	A.I.C in days	Bonds	Last price of previous days		Last Outcry in Cash (euro)			Trades in Pieces	Life min	Life Max
												Price	Buy / Sell	Price	Buy / Sell	Date			
<b>Corporate Bonds in Foreign Currency and Euro</b>																			
103,746	GBP / 10	01/12	0.25	---	60	1	01/12/1930	98	2.5	360	National Mortgage Bank	2.27	05/02/1996	2.27	S	05/02/1996	---	2.27	2.27
0	GBP / 10	01/12	0.25	---	62	1	01/12/1928	100	2.5	360	National Mortgage Bank	---	---	---	---	---	---	---	---

## Government Bonds Notes

A.I.C: Accrued Interest Calculation base.

FLR: Floating Interest Rate.

The minimum tradeable Nominal Value for all Demeterialised Government Titles is 100 Euros.

(μτφρ-0)

**Athex & ATHEXClear Members List**

Member Name	Stock Market			Derivatives Market		ATHEXClear Member				
	Address	Phone	Fax	Market Member	Remote Member	Market Maker	Proprietary	Market Maker	General Clearing	Direct Clearing
A. SARRIS SECURITIES S.A.				a						
6, DRAGATSANIOU ATHINA	+30 2103367700	210-3312324								
ALPHA BANK A.E.									a	
40, STADIOU STR ATHINA	(210)-3260000	(210)-3264116								
	(210)-3265546	(210)-3265811								
103, AVE. ATHINON ATHINA	+30 2103436820	210-3436270								
ALPHA FINANCE INVESTMENT SERVICES S.A.				a		a	a			a
5, MERLIN ATHINA	+30 2103677400	210-33311193								
ARDU PRIME SECURITIES S.A				a			a			
12-14, KARAGIORGI SERVIAS ATHINA	+30 2103800820	210-3000854								
ARGUS STOCKBROKERS LTD				a	a		a			
25 , DIMOSTHENI SEVERI AVE NICOSIA	+357 22717000	0035722717070								
ATLANTIC SECURITIES LIMITED				a	a					
37, PRODROMOU NICOSIA	+357 22445400	00357 22661914								
AXIA VENTURES GROUP LTD				a	a					
, KRANIDIOTI 10, OFFICE 102 NICOSIA	+357 22742000	357 22742001								
AXON SECURITIES S.A.				a			a			
48, STADIOU ATHINA	+30 2103363800	210-3243903								
BANK OF AMERICA MERRILL LYNCH				a	a					
2 , KING EDWARD STREET LONDON	+44 20276281000									
BETA SECURITIES S.A.				a		a	a			a
29 , ALEXANDRAS AVEN. & VRAILA ATHINA	+30 2106478900	210-6410139								
BNP PARIBAS SECURITIES SERVICES									a	
2, LAMPSAKOU ATHINA	+30 2107468500	210-7468579-581								
CAPITAL SECURITIES S.A.				a			a			
58, MITROPOLEOS ATHINA	+30 2103369700	+30 210 3369820								
CFS SECURITIES-INVESTMENT SERVICES S.A.				a						
3, PAPARRIGOPOULOU ATHINA	+30 2103360800	+30 210-3360980								
CITIGROUP GLOBAL MARKET LTD				a	a					
1, CITIGROUP CENTER , CANADA SQ., CANARY WHARF LONDON	+44 02079864000									
CREDIT SUISSE SECURITIES (EUROPE) LIMITED				a	a					
1 , CABOT SQUARE LONDON	+44 2078888888									
CYCLOS SECURITIES S.A.				a			a			a
39, PANEPISTIMIOU ATHINA	+30 2103364300	+30 210-3239122								
DEUTSCHE BANK S.A.				a	a		a			
1 , GREAT WINCHESTER STREET LONDON	+44 20 754 54209	00441133361437								
DYNAMIC SECURITIES S.A.				a			a			a
, SYGROU AVENUE 223 & TRALLEON 2 NEA SMYRNI	+30 2103677700	210-3677777								
EUROBANK EQUITIES INVESTMENT FIRM S.A				a		a	a			a
, FILELLINON 10 & XENOFONTOS 13 ATHINA	+30 2103720000	210-3720001								
EUROBANK ERGASIAS S.A.									a	
8, OTHONOS STR. ATHINA	(210)-3337969	(210)-3245916								
	(210)-3337000	(210)-3233866								
8, OTHONOS ATHINA	+30 2103337000	210-3245916								
EUROCORP INVESTMENT SERVICES S.A.				a			a			a
14, FILIKIS ETERIAS SQ, ATHINA	+30 2107263500	2107263666								
EUROTRUST INVESTMENT FIRM SA				a						
113, SEVASTOUPOLEOS ATHINA	+30 2103363100	+30 210-3238334								
EUROXX SECURITIES S.A.				a		a	a			a
7, PALAIOLOGOU CHALANDRI	(210)-6879400	(210)-6879401								
7, PALEOLOGOU CHALANDRI	+30 2106879400	210-6879401								
G. A. PERVANAS SECURITIES-INVESTMENT SERVICES CO S.A.				a						
7-9, SOFOKLEOUS ATHINA	+30 2103727200	210-3210-291								
GLOBAL CAPITAL SECURITIES AND FINANCIAL SERVICES LTD				a	a					
50, AVE. ARCHIEPISKOPOU MAKARIOU NICOSIA	+357 22710710	357 22339332								
HELLENIC BANK (INVESTMENTS) LTD					a					
, AVE. KYRIAKOU MATSI 31 - PO BOX 24747 NICOSIA	+357 22500100	357 22500110								
HELLENIC-AMERICAN SECURITIES S.A.				a		a	a			a
27, ANDREA PAPANDEREOU ATHINA	+30 2103311100	+30 210-3215968								
HSBC FRANCE									a	
109-111, AVE. MESOGION ATHINA	+30 2106960000	210-6929336								
INDEX SECURITIES S.A.				a						
6, DRAGATSANIOU ATHINA	+30 2103213920	+30 210-3213216								

**Athex & ATHEXClear Members List**

Member Name				Stock Market			Derivatives Market		ATHEXClear Member	
	Address	Phone	Fax	Market Member	Remote Member	Market Maker	Proprietary	Market Maker	General Clearing	Direct Clearing
INVESTMENT BANK OF GREECE S.A.				a		a	a	a	a	
32 , EGIALIAS & PARADISOU MAROUSI	+30 2108173111	+30 210-6896325								
J. CHR. MAVRIKIS SECURITIES S.A.				a						
5, SOFOKLEOUS ATHINA	+30 2103216730	210-3217767								
KAPPA SECURITIES S.A.				a			a			
15, VALAORITOU ATHINA	+30 2103678600	+30 210-3641002								
KARAMANOF SECURITIES AND INVESTMENT SERVICES S.A.				a			a			
2, SQ. AGION THEODORON ATHINA	+30 2103212947	+30 210-3217088								
LAIKI FINANCIAL SERVICES LTD					a					
26, AVE. VYRONOS NICOSIA	357 22367367	357 22718567								
LEON DEPOLAS SECURITIES S.A.				a		a	a			
1, CHRISTOU LADA ATHINA	+30 2103213276	+30 210-3211618								
MEGA EQUITY SECURITIES & FINANCIAL SERVICES PUBLIC LTD				a	a		a			
42-44, AVE. GRIVA DIGENI NICOSIA	+357 22711711	357 22711811								
MERIT SECURITIES S.A				a		a	a			a
5, SOFOKLEOUS ATHINA	+30 2141008800	210-3671830								
N. CHRYSOCHOIDIS STOCK BROKERAGE I.S.S.A.				a			a			a
7-9, SOFOKLEOUS ATHINA	+30 2103213913	+30 210-3216115								
NATIONAL BANK OF GREECE S.A.				a		a	a		a	
68, AKADIMIAS STR. ATHINA	(210)-3328817	(210)-3328678								
86, AIOLOU STR. ATHINA	(210)-3341000	(210)-3228187								
NATIONAL SECURITIES S.A				a		a	a	a		
66, KIFISIAS AVE , BUILDING A ATHINA	+30 2107720000	+30 210-7720002								
NUNTIUS BROKERAGE AND INVESTMENT SERVICES S.A				a						
6, DRAGATSANIOU ATHINA	+30 2103350599	+30210-3254846								
ONE PLUS CAPITAL LIMITED				a	a					
, 75 PRODROMOU AVENUE, ONEWORLD PARKVIEW HOUSE, 3RD FLOOR	+3021022873760									
PANTELAKIS SECURITIES S.A.				a		a	a	a		
57, ETHNIKIS ANTISTASIS B CHALANDRI	+30 2106965000	210-6929550								
PEGASUS SECURITIES S.A				a			a			
17 , VALAORITOU & AMERIKIS ATHINA	+30 2103670700	+30 210-3670760								
PIRAEUS BANK S.A.				a			a		a	
4, AMERIKIS STR ATHINA	(210)-3335918	(210)-3254207								
4, AMERIKIS STR. ATHINA	(210)-3335000	(210)-3335079								
4, AMERIKIS ATHINA	+30 2103335000	210-3335079								
PIRAEUS SECURITIES S.A.				a		a	a	a		a
10, STADIU ATHINA	+30 2103354100	210-3354170								
PRELIUM INVESTMENT SERVICES S.A.				a			a			
342, KIFISIAS ATHINA	+30 2103677044	+30 210-6926403								
PROCHOICE SECURITIES LTD				a	a					
57, SPYROU KYPRIANOY NICOSIA	+357-24-661192	+357-24-662464								
SHARELINK SECURITIES-FINANCIAL SERVICES LTD				a	a		a			
6 , THEOTOKI MEGARO ELLINA NICOSIA	+357 22554200	+357 22750852								
SOCIETE GENERALE S.A.				a	a		a			
, 17 COURS VALMY 92987 PUTEAUX - LA DEFENSE PARIS	+33 157290504	+33142138697								
SOLIDUS SECURITIES S.A				a			a			a
64, LOUIZIS RIANCOUR ATHINA	+30 2106900600	210-6985421								
ST. EM. LAVRENTAKIS SECURITIES S.A.				a			a			
7-9, SOFOKLEOUS ATHINA	+30 2103213336	+30 210-3246572								
THE CYPRUS INVESTMENT & SECURITIES CORPORATION LTD				a	a					
154, LIMASSOL AVENUE, STROVOLOS NICOSIA	+357 22121700	357 22338800								
UBS LIMITED				a	a					
1 , FINSBURY AVENUE LONDON	+44 2075687135									

List of Stocks under Market Making operations

Securities	Market Maker	Start Market Making	Stock Category
ADMIE (IPTO) HOLDING S.A. (CR)	PIRAEUS SECURITIES S.A.	29/06/2017	Main Market
ALPHA BANK (CR)	ALPHA FINANCE INVESTMENT SERVICES S.A.	29/02/2016	Main Market
	EUROBANK EQUITIES INVESTMENT FIRM S.A	24/10/2012	
	HELLENIC-AMERICAN SECURITIES S.A.	06/02/2019	
	LEON DEPOLAS SECURITIES S.A.	04/01/2016	
	MERIT SECURITIES S.A	03/09/2013	
	NATIONAL SECURITIES S.A	15/01/2013	
	PIRAEUS SECURITIES S.A.	28/05/2013	
ALUMIL (CR)	BETA SECURITIES S.A.	18/07/2013	Main Market
ATTICA BANK S.A. (CR)	BETA SECURITIES S.A.	02/06/2014	Main Market
	EUROXX SECURITIES S.A.	22/01/2016	
	PIRAEUS SECURITIES S.A.	20/09/2017	
ATTICA HOLDINGS (CR)	HELLENIC-AMERICAN SECURITIES S.A.	28/12/2017	Main Market
AUTOHELLAS SA (CR)	EUROXX SECURITIES S.A.	02/07/2018	Main Market
BYTE COMPUTER SA (CR)	MERIT SECURITIES S.A	04/08/2013	Main Market
CC HBC AG (CR)	EUROBANK EQUITIES INVESTMENT FIRM S.A	23/10/2013	Main Market
	NATIONAL SECURITIES S.A	29/04/2013	
	PIRAEUS SECURITIES S.A.	04/05/2015	
CENERGY HOLDINGS (CB)	ALPHA FINANCE INVESTMENT SERVICES S.A.	02/01/2017	Main Market
	EUROBANK EQUITIES INVESTMENT FIRM S.A	02/01/2017	
CNL CAPITAL (CR)	MERIT SECURITIES S.A	01/10/2018	Main Market
EKTER SA (CR)	EUROBANK EQUITIES INVESTMENT FIRM S.A	16/10/2017	Main Market
	LEON DEPOLAS SECURITIES S.A.	21/05/2018	
ELASTRON (CR)	LEON DEPOLAS SECURITIES S.A.	20/02/2017	Main Market
ELLAKTOR (CR)	EUROBANK EQUITIES INVESTMENT FIRM S.A	01/06/2013	Main Market
	EUROXX SECURITIES S.A.	24/09/2018	
	HELLENIC-AMERICAN SECURITIES S.A.	14/01/2019	
	NATIONAL SECURITIES S.A	25/06/2013	
	PIRAEUS SECURITIES S.A.	22/10/2018	
ELTON SA (CR)	BETA SECURITIES S.A.	03/09/2013	Main Market
ELVALHALCOR (CB)	ALPHA FINANCE INVESTMENT SERVICES S.A.	07/05/2018	Main Market
	EUROBANK EQUITIES INVESTMENT FIRM S.A	07/05/2018	
EUROBANK ERGASIAS (CR)	ALPHA FINANCE INVESTMENT SERVICES S.A.	08/01/2013	Main Market
	EUROBANK EQUITIES INVESTMENT FIRM S.A	01/06/2013	
	HELLENIC-AMERICAN SECURITIES S.A.	25/07/2014	
	MERIT SECURITIES S.A	06/11/2017	
	NATIONAL SECURITIES S.A	01/01/2017	
	PIRAEUS SECURITIES S.A.	28/09/2013	
FOURLIS (CR)	EUROBANK EQUITIES INVESTMENT FIRM S.A	01/12/2016	Main Market
	EUROXX SECURITIES S.A.	01/12/2016	
	PIRAEUS SECURITIES S.A.	06/03/2017	
GEK TERNA (CR)	HELLENIC-AMERICAN SECURITIES S.A.	07/09/2015	Main Market
GR. SARANTIS S.A. (CR)	ALPHA FINANCE INVESTMENT SERVICES S.A.	19/06/2018	Main Market
	BETA SECURITIES S.A.	14/05/2013	
	EUROBANK EQUITIES INVESTMENT FIRM S.A	24/10/2016	
GRIVALIA PROPERTIES (CR)	EUROBANK EQUITIES INVESTMENT FIRM S.A	20/09/2017	Main Market
HELLENIC EXCHANGES-A.S.E. (CR)	NATIONAL SECURITIES S.A	25/06/2013	Main Market
	PIRAEUS SECURITIES S.A.	04/05/2015	

List of Stocks under Market Making operations

Securities	Market Maker	Start Market Making	Stock Category
<b>HELLENIC PETROLEUM (CR)</b>			Main Market
	HELLENIC-AMERICAN SECURITIES S.A.	14/09/2015	
	PIRAEUS SECURITIES S.A.	20/03/2017	
<b>IKTINOS HELLAS SA (CR)</b>			Main Market
	EUROBANK EQUITIES INVESTMENT FIRM S.A	25/02/2019	
<b>INTRACOM CONSTR. (CR)</b>			Main Market
	MERIT SECURITIES S.A	05/06/2018	
<b>INTRACOM HOLDINGS (CR)</b>			Main Market
	ALPHA FINANCE INVESTMENT SERVICES S.A.	03/08/2018	
	LEON DEPOLAS SECURITIES S.A.	08/10/2018	
<b>INTRALOT (CR)</b>			Main Market
	ALPHA FINANCE INVESTMENT SERVICES S.A.	03/07/2017	
	BETA SECURITIES S.A.	10/04/2017	
	EUROBANK EQUITIES INVESTMENT FIRM S.A	18/12/2017	
	EUROXX SECURITIES S.A.	12/06/2017	
	HELLENIC-AMERICAN SECURITIES S.A.	30/05/2018	
	PANTELAKIS SECURITIES S.A.	07/05/2018	
	PIRAEUS SECURITIES S.A.	28/09/2013	
<b>J &amp; P - AVAX SA (CR)</b>			Main Market
	EUROBANK EQUITIES INVESTMENT FIRM S.A	14/12/2015	
<b>JUMBO SA (CR)</b>			Main Market
	MERIT SECURITIES S.A	06/11/2017	
	PIRAEUS SECURITIES S.A.	06/03/2017	
<b>KLOUKINAS - LAPPAS SA (CR)</b>			Main Market
	BETA SECURITIES S.A.	22/09/2014	
<b>KRI-KRI S.A. (CR)</b>			Main Market
	EUROBANK EQUITIES INVESTMENT FIRM S.A	07/05/2018	
	LEON DEPOLAS SECURITIES S.A.	16/01/2017	
<b>LAMDA DEVELOPMENT SA (CR)</b>			Main Market
	EUROBANK EQUITIES INVESTMENT FIRM S.A	08/12/2014	
	PANTELAKIS SECURITIES S.A.	06/11/2017	
	PIRAEUS SECURITIES S.A.	29/06/2017	
<b>LAMPSA HOTEL SA (CR)</b>			Main Market
	LEON DEPOLAS SECURITIES S.A.	16/01/2017	
<b>MARFIN INVESTMENT GROUP (CR)</b>			Main Market
	PIRAEUS SECURITIES S.A.	02/02/2013	
<b>MLS MULTIMEDIA SA (CR)</b>			Main Market
	HELLENIC-AMERICAN SECURITIES S.A.	07/12/2015	
<b>MOTOR OIL (CR)</b>			Main Market
	HELLENIC-AMERICAN SECURITIES S.A.	01/09/2014	
	MERIT SECURITIES S.A	25/02/2019	
	NATIONAL SECURITIES S.A	17/02/2014	
	PIRAEUS SECURITIES S.A.	04/05/2015	
<b>MYTILINEOS HOLDINGS (CR)</b>			Main Market
	EUROBANK EQUITIES INVESTMENT FIRM S.A	20/09/2017	
	MERIT SECURITIES S.A	25/02/2019	
	NATIONAL SECURITIES S.A	25/06/2013	
	PIRAEUS SECURITIES S.A.	04/05/2015	
<b>NATIONAL BANK (CR)</b>			Main Market
	ALPHA FINANCE INVESTMENT SERVICES S.A.	08/01/2013	
	EUROBANK EQUITIES INVESTMENT FIRM S.A	24/10/2012	
	HELLENIC-AMERICAN SECURITIES S.A.	25/07/2014	
	LEON DEPOLAS SECURITIES S.A.	20/04/2015	
	MERIT SECURITIES S.A	03/09/2013	
	NATIONAL SECURITIES S.A	28/02/2013	
	PIRAEUS SECURITIES S.A.	08/09/2013	
<b>OPAP (CR)</b>			Main Market
	ALPHA FINANCE INVESTMENT SERVICES S.A.	08/01/2013	
	EUROBANK EQUITIES INVESTMENT FIRM S.A	24/10/2012	
	HELLENIC-AMERICAN SECURITIES S.A.	25/07/2014	
	MERIT SECURITIES S.A	20/03/2017	
	NATIONAL SECURITIES S.A	15/01/2013	
	PIRAEUS SECURITIES S.A.	04/05/2015	



List of Stocks under Market Making operations

Securities	Stock Category
Market Maker	Start Market Making
<b>OTE (CR)</b>	<b>Main Market</b>
ALPHA FINANCE INVESTMENT SERVICES S.A.	08/01/2013
EUROBANK EQUITIES INVESTMENT FIRM S.A	24/10/2012
HELLENIC-AMERICAN SECURITIES S.A.	25/07/2014
MERIT SECURITIES S.A	20/03/2017
NATIONAL SECURITIES S.A	01/12/2012
PIRAEUS SECURITIES S.A.	08/09/2013
<b>P.P.A. S.A. (CR)</b>	<b>Main Market</b>
EUROBANK EQUITIES INVESTMENT FIRM S.A	06/02/2019
<b>PAPOUTSANIS (CR)</b>	<b>Main Market</b>
ALPHA FINANCE INVESTMENT SERVICES S.A.	19/11/2018
BETA SECURITIES S.A.	25/11/2013
<b>PETROPOULOS PETROS (CR)</b>	<b>Main Market</b>
BETA SECURITIES S.A.	28/05/2013
<b>PIRAEUS BANK (CR)</b>	<b>Main Market</b>
EUROBANK EQUITIES INVESTMENT FIRM S.A	23/10/2012
EUROXX SECURITIES S.A.	15/02/2016
HELLENIC-AMERICAN SECURITIES S.A.	14/01/2019
MERIT SECURITIES S.A	16/09/2013
NATIONAL SECURITIES S.A	02/06/2013
PIRAEUS SECURITIES S.A.	16/02/2013
<b>PLAISIO COMPUTERS SA (CR)</b>	<b>Main Market</b>
BETA SECURITIES S.A.	05/05/2014
EUROBANK EQUITIES INVESTMENT FIRM S.A	02/03/2015
<b>PPC (CR)</b>	<b>Main Market</b>
ALPHA FINANCE INVESTMENT SERVICES S.A.	23/07/2018
ALPHA FINANCE INVESTMENT SERVICES S.A.	08/01/2013
EUROBANK EQUITIES INVESTMENT FIRM S.A	23/10/2012
MERIT SECURITIES S.A	06/11/2017
NATIONAL SECURITIES S.A	26/03/2013
PIRAEUS SECURITIES S.A.	28/09/2013
<b>QUALITY &amp; RELIABILITY SA (CR)</b>	<b>Main Market</b>
BETA SECURITIES S.A.	20/08/2014
<b>QUEST HOLDINGS (CR)</b>	<b>Main Market</b>
BETA SECURITIES S.A.	26/03/2018
EUROBANK EQUITIES INVESTMENT FIRM S.A	28/01/2019
<b>S.KANAKIS SA (CR)</b>	<b>Main Market</b>
BETA SECURITIES S.A.	01/10/2013
<b>THRACE PLASTICS SA (CR)</b>	<b>Main Market</b>
ALPHA FINANCE INVESTMENT SERVICES S.A.	26/03/2018
EUROBANK EQUITIES INVESTMENT FIRM S.A	26/03/2018
<b>TITAN CEMENT (CR)</b>	<b>Main Market</b>
NATIONAL SECURITIES S.A	17/02/2014
PIRAEUS SECURITIES S.A.	04/05/2015
<b>VIOHALCO SA/NV (CB)</b>	<b>Main Market</b>
ALPHA FINANCE INVESTMENT SERVICES S.A.	17/02/2014
EUROBANK EQUITIES INVESTMENT FIRM S.A	01/01/2017
MERIT SECURITIES S.A	17/03/2014

Underlying Asset				Derivatives Market													
Price max	Price min	Closing price	change	Delivery Month	Open price	Price max	Price min	Last price	Closing price	Last Bid	Last Ask	Fixing price*	Life high	Life low	Trades	Volume	Open Interest
<b>FTSE/Athex Large Cap</b>				(Trade Unit: 1 Index Point x 2€, Cash Settlement)													
1,817.81	1,786.00	1,806.75	1.16%	March 2019	1,790.00	1,819.75	1,790.00	1,809.75	1,809.75	---	---		1,819.75	---	325	1,574	4,630
				April 2019	1,789.50	1,812.25	1,789.50	1,812.25	1,812.25	---	---		1,812.25	---	11	78	180
				May 2019	---	---	---	---	1,794.25	---	---		---	---	---	---	---
				June 2019	---	---	---	---	1,797.75	---	---		---	---	---	---	---
				September 2019	---	---	---	---	1,806.75	---	---		---	---	---	---	---
				December 2019	---	---	---	---	1,815.75	---	---		---	---	---	---	---

Derivatives notes

Fixing prices and final open positions can be retrieved from the following path <http://www.helex.gr/el/web/guest/statistics-end-of-day-derivatives>

Underlying Asset				Derivatives Market													
Price max	Price min	Closing price	change	Delivery Month	Open price	Price max	Price min	Last price	Closing price	Last Bid	Last Ask	Fixing price*	Life high	Life low	Trades	Volume	Open Interest
<b>ADMIE (IPTO) HOLDING S.A. (CR)</b>				(Contract Size: 100 Securities, Physical Delivery)													
1.74	1.67	1.736	3.33%	March 2019	1.66	1.73	1.66	1.73	1.73	---	---	---	1.73	---	122	665	8,082
				June 2019	---	---	---	---	1.69	---	---	---	---	---	---	---	---
				September 2019	---	---	---	---	1.70	---	---	---	---	---	---	---	---
				December 2019	---	---	---	---	1.71	---	---	---	---	---	---	---	---
<b>ALPHA BANK (CR)</b>				(Contract Size: 100 Securities, Physical Delivery)													
1.191	1.119	1.189	6.92%	March 2019	1.12	1.19	1.12	1.19	1.19	---	---	---	1.44	---	517	16,761	32,375
				June 2019	1.15	1.20	1.15	1.20	1.20	---	---	---	1.20	---	10	677	91
				September 2019	---	---	---	---	1.12	---	---	---	---	---	---	---	---
				December 2019	---	---	---	---	1.13	---	---	---	---	---	---	---	---
<b>ATTICA BANK S.A. (CR)</b>				(Contract Size: 100 Securities, Physical Delivery)													
0.127	0.1208	0.127	5.83%	March 2019	0.120	0.123	0.120	0.122	0.122	---	---	---	0.124	---	3	54	253
				June 2019	---	---	---	---	0.121	---	---	---	---	---	---	---	---
				September 2019	---	---	---	---	0.121	---	---	---	---	---	---	---	---
				December 2019	---	---	---	---	0.122	---	---	---	---	---	---	---	---
<b>CC HBC AG (CR)</b>				(Contract Size: 100 Securities, Physical Delivery)													
30.79	30.32	30.32	-0.59%	March 2019	31.29	31.29	30.42	30.42	30.42	---	---	---	31.29	---	13	22	219
				June 2019	31.20	31.20	30.51	30.51	30.51	---	---	---	31.20	---	2	2	---
				September 2019	---	---	---	---	30.86	---	---	---	---	---	---	---	---
				December 2019	---	---	---	---	31.01	---	---	---	---	---	---	---	---
<b>CENERGY HOLDINGS (CB)</b>				(Contract Size: 100 Securities, Physical Delivery)													
1.29	1.26	1.26	0.00%	March 2019	1.28	1.30	1.28	1.28	1.28	---	---	---	1.33	---	7	7	5,239
				June 2019	1.30	1.30	1.29	1.29	1.29	---	---	---	1.32	---	7	17	292
				September 2019	---	---	---	---	1.27	---	---	---	---	---	---	---	---
				December 2019	---	---	---	---	1.28	---	---	---	---	---	---	---	---
<b>ELLAKTOR (CR)</b>				(Contract Size: 100 Securities, Physical Delivery)													
1.598	1.526	1.578	3.54%	March 2019	1.54	1.59	1.54	1.58	1.58	---	---	---	1.59	---	164	1,393	10,724
				June 2019	1.57	1.60	1.57	1.59	1.59	---	---	---	1.60	---	6	278	224
				September 2019	---	---	---	---	1.54	---	---	---	---	---	---	---	---
				December 2019	---	---	---	---	1.55	---	---	---	---	---	---	---	---
<b>EUROBANK ERGASIAS (CR)</b>				(Contract Size: 100 Securities, Physical Delivery)													
0.595	0.552	0.589	6.13%	March 2019	0.558	0.593	0.555	0.587	0.587	---	---	---	0.596	---	395	10,621	68,152
				June 2019	0.560	0.584	0.558	0.582	0.582	---	---	---	0.584	---	28	1,363	6,209
				September 2019	---	---	---	---	0.561	---	---	---	---	---	---	---	---
				December 2019	---	---	---	---	0.564	---	---	---	---	---	---	---	---

Derivatives notes

Fixing prices and final open positions can be retrieved from the following path <http://www.helex.gr/el/web/guest/statistics-end-of-day-derivatives>

Underlying Asset				Derivatives Market													
Price max	Price min	Closing price	change	Delivery Month	Open price	Price max	Price min	Last price	Closing price	Last Bid	Last Ask	Fixing price*	Life high	Life low	Trades	Volume	Open Interest
<b>EYDAP S.A. (CR)</b>				(Contract Size: 100 Securities, Physical Delivery)													
5.52	5.43	5.44	-0.55%	March 2019	5.47	5.51	5.47	5.49	5.49	---	---	---	5.54	---	4	10	580
				June 2019	---	---	---	---	5.51	---	---	---	---	---	---	---	---
				September 2019	---	---	---	---	5.53	---	---	---	---	---	---	---	---
				December 2019	---	---	---	---	5.56	---	---	---	---	---	---	---	---
<b>FOURLIS (CR)</b>				(Contract Size: 100 Securities, Physical Delivery)													
4.65	4.58	4.6	0.33%	March 2019	4.62	4.62	4.62	4.62	4.62	---	---	---	4.74	---	2	6	169
				June 2019	---	---	---	---	4.62	---	---	---	4.71	---	---	---	1
				September 2019	---	---	---	---	4.64	---	---	---	---	---	---	---	---
				December 2019	---	---	---	---	4.66	---	---	---	---	---	---	---	---
<b>GEK TERNA (CR)</b>				(Contract Size: 100 Securities, Physical Delivery)													
5.23	5.03	5.03	-2.71%	March 2019	5.20	5.23	5.06	5.08	5.08	---	---	---	5.23	---	49	165	5,413
				June 2019	---	---	---	---	5.20	---	---	---	5.15	---	---	---	2
				September 2019	---	---	---	---	5.23	---	---	---	---	---	---	---	---
				December 2019	---	---	---	---	5.26	---	---	---	---	---	---	---	---
<b>GRIVALIA PROPERTIES (CR)</b>				(Contract Size: 105 Securities, Physical Delivery)													
9.15	8.54	8.96	3.94%	March 2019	8.77	9.11	8.77	9.11	9.11	---	---	---	9.11	---	6	10	140
				June 2019	---	---	---	---	8.68	---	---	---	8.74	---	---	---	---
				September 2019	---	---	---	---	8.72	---	---	---	---	---	---	---	---
				December 2019	---	---	---	---	8.76	---	---	---	---	---	---	---	---
<b>HELLENIC EXCHANGES-A.S.E. (CR)</b>				(Contract Size: 100 Securities, Physical Delivery)													
3.975	3.845	3.975	2.45%	March 2019	3.88	3.98	3.88	3.97	3.97	---	---	---	4.10	---	116	425	2,810
				June 2019	3.92	3.96	3.90	3.96	3.96	---	---	---	3.96	---	5	23	---
				September 2019	---	---	---	---	3.93	---	---	---	---	---	---	---	---
				December 2019	---	---	---	---	3.94	---	---	---	---	---	---	---	---
<b>HELLENIC PETROLEUM (CR)</b>				(Contract Size: 100 Securities, Physical Delivery)													
7.91	7.84	7.85	-0.38%	March 2019	7.90	7.92	7.89	7.89	7.89	---	---	---	7.97	---	23	62	2,716
				June 2019	---	---	---	---	7.93	---	---	---	---	---	---	---	---
				September 2019	---	---	---	---	7.97	---	---	---	---	---	---	---	---
				December 2019	---	---	---	---	8.01	---	---	---	---	---	---	---	---
<b>INTRACOM HOLDINGS (CR)</b>				(Contract Size: 100 Securities, Physical Delivery)													
0.844	0.818	0.82	-1.21%	March 2019	0.818	0.830	0.818	0.830	0.830	---	---	---	0.830	---	3	32	2,739
				June 2019	---	---	---	---	0.835	---	---	---	---	---	---	---	---
				September 2019	---	---	---	---	0.840	---	---	---	---	---	---	---	---
				December 2019	---	---	---	---	0.844	---	---	---	---	---	---	---	---

Derivatives notes

Fixing prices and final open positions can be retrieved from the following path <http://www.helex.gr/el/web/guest/statistics-end-of-day-derivatives>

Underlying Asset				Derivatives Market													
Price max	Price min	Closing price	change	Delivery Month	Open price	Price max	Price min	Last price	Closing price	Last Bid	Last Ask	Fixing price*	Life high	Life low	Trades	Volume	Open Interest
<b>INTRALOT (CR)</b>				(Contract Size: 100 Securities, Physical Delivery)													
0.523	0.5	0.514	1.78%	March 2019	0.512	0.519	0.509	0.514	0.514	---	---	---	0.579	---	32	257	4,994
				June 2019	---	---	---	---	0.508	---	---	---	0.527	---	---	---	10
				September 2019	---	---	---	---	0.511	---	---	---	---	---	---	---	---
				December 2019	---	---	---	---	0.513	---	---	---	---	---	---	---	---
<b>JUMBO SA (CR)</b>				(Contract Size: 100 Securities, Physical Delivery)													
14.86	14.52	14.52	-0.27%	March 2019	14.73	14.80	14.58	14.58	14.58	---	---	---	15.12	---	40	109	680
				June 2019	14.62	14.62	14.62	14.62	14.62	---	---	---	14.62	---	1	5	---
				September 2019	---	---	---	---	14.73	---	---	---	---	---	---	---	---
				December 2019	---	---	---	---	14.80	---	---	---	---	---	---	---	---
<b>LAMDA DEVELOPMENT SA (CR)</b>				(Contract Size: 100 Securities, Physical Delivery)													
6.59	6.49	6.51	0.31%	March 2019	6.62	6.62	6.50	6.50	6.50	---	---	---	6.62	---	39	195	2,158
				June 2019	---	---	---	---	6.53	---	---	---	6.54	---	---	---	4
				September 2019	---	---	---	---	6.57	---	---	---	---	---	---	---	---
				December 2019	---	---	---	---	6.60	---	---	---	---	---	---	---	---
<b>MARFIN INVESTMENT GROUP (CR)</b>				(Contract Size: 100 Securities, Physical Delivery)													
0.086	0.0821	0.0855	3.39%	March 2019	0.084	0.086	0.084	0.086	0.086	---	---	---	0.092	---	27	2,023	48,344
				June 2019	0.085	0.085	0.085	0.085	0.085	---	---	---	0.085	---	2	953	---
				September 2019	---	---	---	---	0.084	---	---	---	---	---	---	---	---
				December 2019	---	---	---	---	0.084	---	---	---	---	---	---	---	---
<b>MOTOR OIL (CR)</b>				(Contract Size: 100 Securities, Physical Delivery)													
22.1	21.4	21.4	-1.61%	March 2019	21.70	21.89	21.35	21.35	21.35	---	---	---	22.20	---	7	14	291
				June 2019	---	---	---	---	21.89	---	---	---	21.06	---	---	---	3
				September 2019	---	---	---	---	22.00	---	---	---	---	---	---	---	---
				December 2019	---	---	---	---	22.11	---	---	---	---	---	---	---	---
<b>MYTILINEOS HOLDINGS (CR)</b>				(Contract Size: 100 Securities, Physical Delivery)													
9.04	8.89	8.89	-0.56%	March 2019	9.04	9.04	8.90	8.92	8.92	---	---	---	9.20	---	112	1,598	7,509
				June 2019	8.86	8.99	8.86	8.89	8.89	---	---	---	9.02	---	41	1,289	135
				September 2019	---	---	---	---	9.04	---	---	---	---	---	---	---	---
				December 2019	---	---	---	---	9.09	---	---	---	---	---	---	---	---
<b>NATIONAL BANK (CR)</b>				(Contract Size: 100 Securities, Physical Delivery)													
1.493	1.358	1.455	8.10%	March 2019	1.35	1.49	1.35	1.46	1.46	---	---	---	1.49	---	532	12,128	29,138
				June 2019	1.42	1.48	1.42	1.45	1.45	---	---	---	1.48	---	19	194	13
				September 2019	---	---	---	---	1.36	---	---	---	---	---	---	---	---
				December 2019	---	---	---	---	1.37	---	---	---	---	---	---	---	---

Derivatives notes

Fixing prices and final open positions can be retrieved from the following path <http://www.helex.gr/el/web/guest/statistics-end-of-day-derivatives>

Underlying Asset				Derivatives Market													
Price max	Price min	Closing price	change	Delivery Month	Open price	Price max	Price min	Last price	Closing price	Last Bid	Last Ask	Fixing price*	Life high	Life low	Trades	Volume	Open Interest
<b>OPAP (CR)</b>				(Contract Size: 100 Securities, Physical Delivery)													
9.08	8.96	8.98	-1.10%	March 2019	9.06	9.08	9.00	9.00	9.00	---	---	---	9.16	---	57	405	2,227
				June 2019	---	---	---	---	9.14	---	---	---	8.99	---	---	---	50
				September 2019	---	---	---	---	9.19	---	---	---	---	---	---	---	---
				December 2019	---	---	---	---	9.23	---	---	---	---	---	---	---	---
<b>OTE (CR)</b>				(Contract Size: 100 Securities, Physical Delivery)													
11.07	10.79	11.05	2.41%	March 2019	10.78	11.09	10.78	11.05	11.05	---	---	---	11.15	---	175	666	4,321
				June 2019	10.91	11.06	10.91	11.06	11.06	---	---	---	11.06	---	9	43	---
				September 2019	---	---	---	---	10.92	---	---	---	---	---	---	---	---
				December 2019	---	---	---	---	10.97	---	---	---	---	---	---	---	---
<b>P.P.A. S.A. (CR)</b>				(Contract Size: 100 Securities, Physical Delivery)													
16.44	15.94	15.94	-1.85%	March 2019	16.26	16.39	16.26	16.26	16.26	---	---	---	16.50	---	8	181	343
				June 2019	16.33	16.33	16.25	16.25	16.25	---	---	---	16.44	---	4	173	201
				September 2019	---	---	---	---	16.43	---	---	---	---	---	---	---	---
				December 2019	---	---	---	---	16.51	---	---	---	---	---	---	---	---
<b>PIRAEUS BANK (CR)</b>				(Contract Size: 100 Securities, Physical Delivery)													
0.92	0.8255	0.92	11.45%	March 2019	0.830	0.919	0.830	0.919	0.919	---	---	---	1.25	---	770	8,383	19,504
				June 2019	0.891	0.922	0.891	0.922	0.922	---	---	---	0.922	---	6	50	186
				September 2019	---	---	---	---	0.835	---	---	---	---	---	---	---	---
				December 2019	---	---	---	---	0.839	---	---	---	---	---	---	---	---
<b>PPC (CR)</b>				(Contract Size: 100 Securities, Physical Delivery)													
1.39	1.326	1.37	1.48%	March 2019	1.37	1.40	1.34	1.38	1.38	---	---	---	1.50	---	204	1,725	12,172
				June 2019	1.35	1.40	1.35	1.40	1.40	---	---	---	1.40	---	3	58	---
				September 2019	---	---	---	---	1.37	---	---	---	---	---	---	---	---
				December 2019	---	---	---	---	1.37	---	---	---	---	---	---	---	---
<b>TERNA ENERGY (CR)</b>				(Contract Size: 106 Securities, Physical Delivery)													
6.68	6.44	6.64	2.00%	March 2019	6.58	6.63	6.58	6.61	6.61	---	---	---	6.67	5.35	9	37	3,455
				June 2019	---	---	---	---	6.55	---	---	---	6.28	---	---	---	2
				September 2019	---	---	---	---	6.59	---	---	---	---	---	---	---	---
				December 2019	---	---	---	---	6.62	---	---	---	---	---	---	---	---
<b>TITAN CEMENT (CR)</b>				(Contract Size: 100 Securities, Physical Delivery)													
19.8	19.46	19.7	0.20%	March 2019	19.73	19.73	19.55	19.55	19.55	---	---	---	20.64	---	6	52	156
				June 2019	---	---	---	---	19.79	---	---	---	---	---	---	---	---
				September 2019	---	---	---	---	19.89	---	---	---	---	---	---	---	---
				December 2019	---	---	---	---	19.99	---	---	---	---	---	---	---	---

Derivatives notes

Fixing prices and final open positions can be retrieved from the following path <http://www.helex.gr/el/web/guest/statistics-end-of-day-derivatives>

Underlying Asset				Derivatives Market													
Price max	Price min	Closing price	change	Delivery Month	Open price	Price max	Price min	Last price	Closing price	Last Bid	Last Ask	Fixing price*	Life high	Life low	Trades	Volume	Open Interest
<b>VIOHALCO SA/NV (CB)</b>				(Contract Size: 100 Securities, Physical Delivery)													
3.02	2.97	3	0.84%	March 2019	2.99	3.02	2.99	3.00	3.00	---	---	---	3.09	---	13	45	5,485
				June 2019	---	---	---	---	2.99	---	---	---	---	3.03	---	---	1
				September 2019	---	---	---	---	3.01	---	---	---	---	---	---	---	---
				December 2019	---	---	---	---	3.02	---	---	---	---	---	---	---	---

Derivatives notes

Fixing prices and final open positions can be retrieved from the following path <http://www.helex.gr/el/web/guest/statistics-end-of-day-derivatives>





ALPHA BANK (CR)

(Contract Size: 100 Securities, Exercise Style: American, Physical Delivery)

Call Options														Put Options																					
March 2019							April 2019							Other Months		March 2019							April 2019							Other Months		Exercise Price			
Open price	Price max	Price min	Last price	Closing price	Volume	Open Interest	Open price	Price max	Price min	Last price	Closing price	Volume	Open Interest	Volume	Open Interest	Open price	Price max	Price min	Last price	Closing price	Volume	Open Interest	Open price	Price max	Price min	Last price	Closing price	Volume	Open Interest	Volume	Open Interest				
0.600	0.000	0.000	0.000	0.511	-	-	0.000	0.000	0.000	0.000	0.512	-	-			0.000	0.000	0.000	0.001	-	-	0.000	0.000	0.000	0.000	0.001	-	-			0.006				
0.650	0.000	0.000	0.000	0.461	-	-	0.000	0.000	0.000	0.000	0.462	-	-			0.000	0.000	0.000	0.001	-	-	0.000	0.000	0.000	0.000	0.001	-	-			0.007				
0.700	0.000	0.000	0.000	0.411	-	-	0.000	0.000	0.000	0.000	0.413	-	-			0.000	0.000	0.000	0.001	-	-	0.000	0.000	0.000	0.000	0.001	-	-			0.007				
0.750	0.000	0.000	0.000	0.361	-	-	0.000	0.000	0.000	0.000	0.364	-	-			0.000	0.000	0.000	0.001	-	-	0.000	0.000	0.000	0.000	0.002	-	-			0.008				
0.800	0.000	0.000	0.000	0.312	-	-	0.000	0.000	0.000	0.000	0.317	-	-			0.000	0.000	0.000	0.001	-	-	0.000	0.000	0.000	0.000	0.005	-	-			0.008				
0.850	0.000	0.000	0.000	0.263	-	25	0.000	0.000	0.000	0.000	0.272	-	-			0.000	0.000	0.000	0.002	-	-	0.000	0.000	0.000	0.000	0.009	-	-			0.009				
0.900	0.000	0.000	0.000	0.217	-	-	0.000	0.000	0.000	0.000	0.230	-	-			0.000	0.000	0.000	0.006	-	-	0.000	0.000	0.000	0.000	0.017	-	-			0.009				
0.950	0.000	0.000	0.000	0.174	-	-	0.000	0.000	0.000	0.000	0.191	-	-			0.000	0.000	0.000	0.013	-	-	0.000	0.000	0.000	0.000	0.028	-	-			0.010				
1.000	0.000	0.000	0.000	0.135	-	-	0.000	0.000	0.000	0.000	0.155	-	-			0.000	0.000	0.000	0.024	-	-	0.000	0.000	0.000	0.000	0.043	-	-			0.010				
1.100	0.000	0.000	0.000	0.073	-	40	0.000	0.000	0.000	0.000	0.099	-	-			0.000	0.000	0.000	0.062	-	-	0.000	0.000	0.000	0.000	0.085	-	-			0.011				
1.200	0.000	0.000	0.000	0.035	-	-	0.000	0.000	0.000	0.000	0.059	-	40			0.000	0.000	0.000	0.124	-	-	0.000	0.000	0.000	0.000	0.146	-	-			0.012				
1.300	0.000	0.000	0.000	0.015	-	-	0.000	0.000	0.000	0.000	0.033	-	-			0.000	0.000	0.000	0.204	-	-	0.000	0.000	0.000	0.000	0.220	-	-			0.013				
1.400	0.000	0.000	0.000	0.006	-	-	0.000	0.000	0.000	0.000	0.018	-	-			0.000	0.000	0.000	0.294	-	-	0.000	0.000	0.000	0.000	0.304	-	-			0.014				
1.500	0.000	0.000	0.000	0.002	-	-	0.000	0.000	0.000	0.000	0.009	-	-			0.000	0.000	0.000	0.391	-	-	0.000	0.000	0.000	0.000	0.396	-	-			0.015				
1.600	0.000	0.000	0.000	0.001	-	-	0.000	0.000	0.000	0.000	0.004	-	-			0.000	0.000	0.000	0.490	-	-	0.000	0.000	0.000	0.000	0.492	-	-			0.016				
1.700	0.000	0.000	0.000	0.001	-	-						-	-			0.000	0.000	0.000	0.590	-	-					-	-					0.017			
1.800	0.000	0.000	0.000	0.001	-	-						-	-			0.000	0.000	0.000	0.690	-	-					-	-					0.018			
1.900	0.000	0.000	0.000	0.001	-	-						-	-			0.000	0.000	0.000	0.790	-	-					-	-					0.019			
2.000	0.000	0.000	0.000	0.001	-	-						-	-			0.000	0.000	0.000	0.890	-	-					-	-					0.020			
2.200	0.000	0.000	0.000	0.001	-	-						-	-			0.000	0.000	0.000	1.09	-	-					-	-					0.022			
2.400	0.000	0.000	0.000	0.001	-	-						-	-			0.000	0.000	0.000	1.29	-	-					-	-					0.024			
2.600	0.000	0.000	0.000	0.001	-	-						-	-			0.000	0.000	0.000	1.49	-	-					-	-					0.026			
2.800	0.000	0.000	0.000	0.001	-	-						-	-			0.000	0.000	0.000	1.69	-	-					-	-					0.028			
3.000	0.000	0.000	0.000	0.001	-	-						-	-			0.000	0.000	0.000	1.89	-	-					-	-					0.030			
3.200	0.000	0.000	0.000	0.001	-	-						-	-			0.000	0.000	0.000	2.09	-	-					-	-					0.032			
Totals:						0	65							0	40	0	0							0	0	0	0	0	0	0	0	0	0	0	0
Number of Trades:						0							0							0.00							0							0	

NATIONAL BANK (CR)

(Contract Size: 100 Securities, Exercise Style: American, Physical Delivery)

Call Options																	Put Options																	
March 2019							April 2019							Other Months			March 2019							April 2019							Other Months			Exercise Price
Exercise Price	Open price	Price max	Price min	Last price	Closing price	Volume	Open Interest	Open price	Price max	Price min	Last price	Closing price	Volume	Open Interest	Volume	Open Interest	Open price	Price max	Price min	Last price	Closing price	Volume	Open Interest	Open price	Price max	Price min	Last price	Closing price	Volume	Open Interest	Volume	Open Interest		
0.050	0.000	0.000	0.000		1.30	-	-										0.000	0.000	0.000		0.001	-	-										0.001	
0.100	0.000	0.000	0.000		1.25	-	-										0.000	0.000	0.000		0.024	-	-										0.001	
0.150	0.000	0.000	0.000		1.20	-	-										0.000	0.000	0.000		0.120	-	-										0.002	
0.200	0.000	0.000	0.000		1.15	-	-										0.000	0.000	0.000		0.313	-	-										0.002	
0.250	0.000	0.000	0.000		1.10	-	-										0.000	0.000	0.000		0.586	-	-										0.003	
0.300	0.000	0.000	0.000		1.05	-	-										0.000	0.000	0.000		0.925	-	-										0.003	
0.350	0.000	0.000	0.000		1.00	-	-										0.000	0.000	0.000		1.31	-	-										0.004	
0.400	0.000	0.000	0.000		0.950	-	-										0.000	0.000	0.000		1.73	-	-										0.004	
0.450	0.000	0.000	0.000		0.901	-	-										0.000	0.000	0.000		0.001	-	-										0.005	
0.500	0.000	0.000	0.000		0.851	-	-										0.000	0.000	0.000		0.001	-	-										0.005	
0.550	0.000	0.000	0.000		0.801	-	-										0.000	0.000	0.000		0.002	-	-										0.006	
0.600	0.000	0.000	0.000		0.751	-	-										0.000	0.000	0.000		0.005	-	-										0.006	
0.650	0.000	0.000	0.000		0.701	-	-	0.000	0.000	0.000		0.702	-	-			0.000	0.000	0.000		0.001	-	-	0.000	0.000	0.000		0.001	-	-			0.007	
0.700	0.000	0.000	0.000		0.651	-	-	0.000	0.000	0.000		0.652	-	-			0.000	0.000	0.000		0.001	-	-	0.000	0.000	0.000		0.002	-	-			0.007	
0.750	0.000	0.000	0.000		0.601	-	-	0.000	0.000	0.000		0.602	-	-			0.000	0.000	0.000		0.001	-	-	0.000	0.000	0.000		0.001	-	-			0.008	
0.800	0.000	0.000	0.000		0.551	-	-	0.000	0.000	0.000		0.553	-	-			0.000	0.000	0.000		0.001	-	-	0.000	0.000	0.000		0.001	-	-			0.008	
0.850	0.000	0.000	0.000		0.501	-	-	0.000	0.000	0.000		0.503	-	-			0.000	0.000	0.000		0.003	-	-	0.000	0.000	0.000		0.001	-	-			0.009	
0.900	0.570	0.570	0.570	0.570	0.570	10	190	0.000	0.000	0.000		0.453	-	-			0.000	0.000	0.000		0.001	-	-	0.000	0.000	0.000		0.001	-	-			0.009	
0.950	0.000	0.000	0.000		0.402	-	-	0.000	0.000	0.000		0.405	-	-			0.000	0.000	0.000		0.001	-	-	0.000	0.000	0.000		0.002	-	-			0.010	
1.000	0.000	0.000	0.000		0.353	-	-	0.000	0.000	0.000		0.357	-	-			0.000	0.000	0.000		0.001	-	-	0.000	0.000	0.000		0.004	-	-			0.010	
1.100	0.000	0.000	0.000		0.259	-	-	0.000	0.000	0.000		0.266	-	-			0.000	0.000	0.000		0.007	-	-	0.000	0.000	0.000		0.013	-	-			0.011	
1.200	0.000	0.000	0.000		0.175	-	20	0.000	0.000	0.000		0.187	-	-			0.000	0.000	0.000		0.024	-	170	0.000	0.000	0.000		0.034	-	-			0.012	
1.300	0.130	0.130	0.128	0.128	0.128	200	100	0.000	0.000	0.000		0.124	-	-			0.000	0.000	0.000		0.057	-	-	0.000	0.000	0.000		0.070	-	-			0.013	
1.400	0.000	0.000	0.000		0.061	-	20	0.000	0.000	0.000		0.076	-	-			0.000	0.000	0.000		0.110	-	-	0.000	0.000	0.000		0.123	-	-			0.014	
1.500	0.000	0.000	0.000		0.032	-	-	0.000	0.000	0.000		0.044	-	-			0.000	0.000	0.000		0.180	-	-	0.000	0.000	0.000		0.190	-	-			0.015	
1.600	0.000	0.000	0.000		0.015	-	-	0.000	0.000	0.000		0.025	-	-			0.000	0.000	0.000		0.263	-	-	0.000	0.000	0.000		0.271	-	-			0.016	
1.700	0.000	0.000	0.000		0.007	-	-	0.000	0.000	0.000		0.013	-	-			0.000	0.000	0.000		0.355	-	-	0.000	0.000	0.000		0.359	-	-			0.017	
1.800	0.000	0.000	0.000		0.003	-	-	0.000	0.000	0.000		0.006	-	-			0.000	0.000	0.000		0.452	-	-	0.000	0.000	0.000		0.453	-	-			0.018	
1.900	0.000	0.000	0.000		0.001	-	-	0.000	0.000	0.000		0.003	-	-			0.000	0.000	0.000		0.550	-	-	0.000	0.000	0.000		0.551	-	-			0.019	
2.000	0.000	0.000	0.000		0.001	-	-										0.000	0.000	0.000		0.650	-	-										0.020	
2.200	0.000	0.000	0.000		0.001	-	-										0.000	0.000	0.000		0.850	-	-										0.022	
2.400	0.000	0.000	0.000		0.001	-	-										0.000	0.000	0.000		1.05	-	-										0.024	
2.600	0.000	0.000	0.000		0.003	-	-										0.000	0.000	0.000		1.25	-	-										0.026	
2.800	0.000	0.000	0.000		0.002	-	-										0.000	0.000	0.000		1.45	-	-										0.028	
3.000	0.000	0.000	0.000		0.001	-	-										0.000	0.000	0.000		1.65	-	-										0.030	
3.200	0.000	0.000	0.000		0.001	-	-										0.000	0.000	0.000		1.85	-	-										0.032	

NATIONAL BANK (CR)

(Contract Size: 100 Securities, Exercise Style: American, Physical Delivery)

Exercise Price	Call Options														Put Options										Exercise Price				
	March 2019				April 2019				Other Months		March 2019				April 2019				Other Months										
	Open price	Price max	Price min	Last price	Closing price	Volume	Open Interest	Open price	Price max	Price min	Last price	Closing price	Volume	Open Interest	Volume	Open Interest	Open price	Price max	Price min	Last price	Closing price	Volume	Open Interest	Volume		Open Interest			
3.400	0.000	0.000	0.000	0.001	-	-											0.000	0.000	0.000	2.05	-	-							0.034
Totals:					210	330						0	0	100	0					210	170			0	21	0	0		
Number of Trades:						4							0		1					0.00				0		0			

OPAP (CR)

(Contract Size: 100 Securities, Exercise Style: American, Physical Delivery)

Exercise Price	Call Options														Put Options																	
	March 2019						April 2019						Other Months		March 2019						April 2019						Other Months		Exercise Price			
	Open price	Price max	Price min	Last price	Closing price	Volume	Open Interest	Open price	Price max	Price min	Last price	Closing price	Volume	Open Interest	Volume	Open Interest	Open price	Price max	Price min	Last price	Closing price	Volume	Open Interest	Open price	Price max	Price min	Last price	Closing price		Volume	Open Interest	Volume
5.600	0.000	0.000	0.000	3.49	-	-	-	-	-	-	-	-	-	-	-	0.000	0.000	0.000	0.001	-	-	-	-	-	-	-	-	-		-	-	-
6.000	0.000	0.000	0.000	3.09	-	-	-	-	-	-	-	-	-	-	-	0.000	0.000	0.000	0.001	-	-	-	-	-	-	-	-	-	-	-	-	0.060
6.400	0.000	0.000	0.000	2.69	-	-	0.000	0.000	0.000	2.70	-	-	-	-	-	0.000	0.000	0.000	0.001	-	-	0.000	0.000	0.000	0.001	-	-	-	-	-	0.064	
6.800	0.000	0.000	0.000	2.29	-	-	0.000	0.000	0.000	2.30	-	-	-	-	-	0.000	0.000	0.000	0.001	-	-	0.000	0.000	0.000	0.001	-	-	-	-	-	0.068	
7.200	0.000	0.000	0.000	1.89	-	-	0.000	0.000	0.000	1.90	-	-	-	-	-	0.000	0.000	0.000	0.001	-	-	0.000	0.000	0.000	0.002	-	-	-	-	-	0.072	
7.600	0.000	0.000	0.000	1.49	-	-	0.000	0.000	0.000	1.51	-	-	-	-	-	0.000	0.000	0.000	0.001	-	-	0.000	0.000	0.000	0.011	-	-	-	-	-	0.076	
8.000	0.000	0.000	0.000	1.09	-	-	0.000	0.000	0.000	1.14	-	-	-	-	-	0.000	0.000	0.000	0.003	-	-	0.000	0.000	0.000	0.039	-	-	-	-	-	0.080	
8.400	0.000	0.000	0.000	0.711	-	-	0.000	0.000	0.000	0.808	-	-	-	-	-	0.000	0.000	0.000	0.021	-	-	0.000	0.000	0.000	0.103	-	-	-	-	-	0.084	
8.800	0.000	0.000	0.000	0.386	-	30	0.000	0.000	0.000	0.528	-	-	-	-	-	0.000	0.000	0.000	0.096	-	21	0.000	0.000	0.000	0.222	-	-	-	-	-	0.088	
9.200	0.000	0.000	0.000	0.164	-	60	0.000	0.000	0.000	0.320	-	-	-	-	-	0.000	0.000	0.000	0.274	-	-	0.000	0.000	0.000	0.414	-	-	-	-	-	0.092	
9.600	0.000	0.000	0.000	0.053	-	-	0.000	0.000	0.000	0.174	-	-	-	-	-	0.000	0.000	0.000	0.564	-	-	0.000	0.000	0.000	0.669	-	-	-	-	-	0.096	
10.000	0.000	0.000	0.000	0.012	-	-	0.000	0.000	0.000	0.089	-	-	-	-	-	0.000	0.000	0.000	0.926	-	-	0.000	0.000	0.000	0.987	-	-	-	-	-	0.100	
11.000	0.000	0.000	0.000	0.001	-	-	0.000	0.000	0.000	0.011	-	-	-	-	-	0.000	0.000	0.000	1.92	-	-	0.000	0.000	0.000	1.92	-	-	-	-	-	0.110	
12.000	0.000	0.000	0.000	0.001	-	-	0.000	0.000	0.000	0.001	-	-	-	-	-	0.000	0.000	0.000	2.92	-	-	0.000	0.000	0.000	2.92	-	-	-	-	-	0.120	
13.000	0.000	0.000	0.000	0.001	-	-	0.000	0.000	0.000	0.001	-	-	-	-	-	0.000	0.000	0.000	3.92	-	-	0.000	0.000	0.000	3.92	-	-	-	-	-	0.130	
14.000	0.000	0.000	0.000	0.001	-	-	-	-	-	-	-	-	-	-	-	0.000	0.000	0.000	4.92	-	-	-	-	-	-	-	-	-	-	-	0.140	
15.000	0.000	0.000	0.000	0.002	-	-	-	-	-	-	-	-	-	-	-	0.000	0.000	0.000	5.92	-	-	-	-	-	-	-	-	-	-	-	0.150	
Totals:					0	90					0	0	0	0					0	21					0	0	0	0				
Number of Trades:						0						0		0						0.00						0			0			

OTE (CR)

(Contract Size: 100 Securities, Exercise Style: American, Physical Delivery)

Exercise Price	Call Options														Put Options																		
	March 2019						April 2019						Other Months		March 2019						April 2019						Other Months		Exercise Price				
	Open price	Price max	Price min	Last price	Closing price	Volume	Open Interest	Open price	Price max	Price min	Last price	Closing price	Volume	Open Interest	Volume	Open Interest	Open price	Price max	Price min	Last price	Closing price	Volume	Open Interest	Open price	Price max	Price min	Last price	Closing price		Volume	Open Interest	Volume	Open Interest
7.600	0.000	0.000	0.000		3.20	-	-										0.000	0.000	0.000		0.001	-	-										
8.000	0.000	0.000	0.000		2.80	-	-	0.000	0.000	0.000		2.81	-	-			0.000	0.000	0.000		0.001	-	-	0.000	0.000	0.000		0.001	-	-			0.080
8.400	0.000	0.000	0.000		2.40	-	-	0.000	0.000	0.000		2.42	-	-			0.000	0.000	0.000		0.001	-	-	0.000	0.000	0.000		0.001	-	-			0.084
8.800	0.000	0.000	0.000		2.00	-	-	0.000	0.000	0.000		2.02	-	-			0.000	0.000	0.000		0.001	-	-	0.000	0.000	0.000		0.005	-	-			0.088
9.200	0.000	0.000	0.000		1.60	-	-	0.000	0.000	0.000		1.64	-	-			0.000	0.000	0.000		0.001	-	-	0.000	0.000	0.000		0.018	-	-			0.092
9.600	0.000	0.000	0.000		1.21	-	-	0.000	0.000	0.000		1.27	-	-			0.000	0.000	0.000		0.006	-	-	0.000	0.000	0.000		0.051	-	-			0.096
10.000	0.000	0.000	0.000		0.834	-	-	0.000	0.000	0.000		0.937	-	-			0.000	0.000	0.000		0.032	-	-	0.000	0.000	0.000		0.117	-	-			0.100
11.000	0.000	0.000	0.000		0.179	-	-	0.000	0.000	0.000		0.338	-	-			0.000	0.000	0.000		0.378	-	-	0.000	0.000	0.000		0.517	-	-			0.110
12.000	0.000	0.000	0.000		0.012	-	-	0.000	0.000	0.000		0.079	-	-			0.000	0.000	0.000		1.22	-	-	0.000	0.000	0.000		1.26	-	-			0.120
13.000	0.000	0.000	0.000		0.001	-	-	0.000	0.000	0.000		0.012	-	-			0.000	0.000	0.000		2.21	-	-	0.000	0.000	0.000		2.21	-	-			0.130
14.000	0.000	0.000	0.000		0.001	-	-	0.000	0.000	0.000		0.001	-	-			0.000	0.000	0.000		3.21	-	-	0.000	0.000	0.000		3.21	-	-			0.140
15.000	0.000	0.000	0.000		0.001	-	-	0.000	0.000	0.000		0.001	-	-			0.000	0.000	0.000		4.21	-	-	0.000	0.000	0.000		4.21	-	-			0.150
16.000	0.000	0.000	0.000		0.001	-	-	0.000	0.000	0.000		0.001	-	-			0.000	0.000	0.000		5.21	-	-	0.000	0.000	0.000		5.21	-	-			0.160
17.000	0.000	0.000	0.000		0.001	-	-						-	-			0.000	0.000	0.000		6.21	-	-					-	-			0.170	
Totals:						0	0						0	0	0	0					0	0						0	0	0	0	0	
Number of Trades:						0							0	0	0						0.00							0		0			

## PIRAEUS BANK (CR)

(Contract Size: 100 Securities, Exercise Style: American, Physical Delivery)

Call Options																Put Options																	
Exercise Price	March 2019							April 2019							Other Months		March 2019							April 2019							Other Months		Exercise Price
	Open price	Price max	Price min	Last price	Closing price	Volume	Open Interest	Open price	Price max	Price min	Last price	Closing price	Volume	Open Interest	Volume	Open Interest	Open price	Price max	Price min	Last price	Closing price	Volume	Open Interest	Open price	Price max	Price min	Last price	Closing price	Volume	Open Interest	Volume	Open Interest	
0.300	0.000	0.000	0.000	0.526	-	-	0.000	0.000	0.000	0.527	-	-				0.000	0.000	0.000	0.001	-	-	0.000	0.000	0.000	0.001	-	-				0.003		
0.350	0.000	0.000	0.000	0.476	-	-	0.000	0.000	0.000	0.477	-	-				0.000	0.000	0.000	0.001	-	-	0.000	0.000	0.000	0.001	-	-				0.004		
0.400	0.000	0.000	0.000	0.426	-	-	0.000	0.000	0.000	0.427	-	-				0.000	0.000	0.000	0.004	-	-	0.000	0.000	0.000	0.002	-	-				0.004		
0.450	0.000	0.000	0.000	0.377	-	-	0.000	0.000	0.000	0.377	-	-				0.000	0.000	0.000	0.002	-	-	0.000	0.000	0.000	0.001	-	-				0.005		
0.500	0.000	0.000	0.000	0.327	-	-	0.000	0.000	0.000	0.328	-	-				0.000	0.000	0.000	0.002	-	-	0.000	0.000	0.000	0.001	-	-				0.005		
0.550	0.000	0.000	0.000	0.277	-	3	0.000	0.000	0.000	0.280	-	-				0.000	0.000	0.000	0.001	-	-	0.000	0.000	0.000	0.002	-	-				0.006		
0.600	0.240	0.240	0.240	0.240	0.240	5	55	0.000	0.000	0.000	0.233	-	-				0.000	0.000	0.000	0.001	-	-	0.000	0.000	0.000	0.005	-	-				0.006	
0.650	0.000	0.000	0.000	0.181	-	-	0.000	0.000	0.000	0.189	-	-				0.000	0.000	0.000	0.004	-	-	0.000	0.000	0.000	0.011	-	-				0.007		
0.700	0.000	0.000	0.000	0.138	-	-	0.000	0.000	0.000	0.150	-	-				0.000	0.000	0.000	0.012	-	-	0.000	0.000	0.000	0.022	-	-				0.007		
0.750	0.000	0.000	0.000	0.101	-	-	0.000	0.000	0.000	0.116	-	-				0.000	0.000	0.000	0.024	-	-	0.000	0.000	0.000	0.038	-	-				0.008		
0.800	0.000	0.000	0.000	0.070	-	-	0.000	0.000	0.000	0.087	-	20				0.000	0.000	0.000	0.043	-	-	0.000	0.000	0.000	0.059	-	-				0.008		
0.850	0.000	0.000	0.000	0.047	-	-	0.000	0.000	0.000	0.064	-	-				0.000	0.000	0.000	0.070	-	-	0.000	0.000	0.000	0.086	-	-				0.009		
0.900	0.000	0.000	0.000	0.030	-	-	0.000	0.000	0.000	0.046	-	-				0.000	0.000	0.000	0.103	-	-	0.000	0.000	0.000	0.118	-	-				0.009		
0.950	0.000	0.000	0.000	0.018	-	-	0.000	0.000	0.000	0.032	-	20				0.000	0.000	0.000	0.141	-	-	0.000	0.000	0.000	0.154	-	-				0.010		
1.000	0.000	0.000	0.000	0.010	-	20	0.000	0.000	0.000	0.022	-	-				0.000	0.000	0.000	0.183	-	-	0.000	0.000	0.000	0.194	-	-				0.010		
1.100	0.000	0.000	0.000	0.003	-	-	0.000	0.000	0.000	0.010	-	-				0.000	0.000	0.000	0.276	-	-	0.000	0.000	0.000	0.282	-	-				0.011		
1.200	0.000	0.000	0.000	0.001	-	20	0.000	0.000	0.000	0.004	-	-				0.000	0.000	0.000	0.374	-	-	0.000	0.000	0.000	0.376	-	-				0.012		
1.300	0.000	0.000	0.000	0.001	-	-					-	-				0.000	0.000	0.000	0.474	-	-					-	-				0.013		
1.400	0.000	0.000	0.000	0.001	-	-					-	-				0.000	0.000	0.000	0.574	-	-					-	-				0.014		
1.500	0.000	0.000	0.000	0.001	-	-					-	-				0.000	0.000	0.000	0.674	-	-					-	-				0.015		
1.600	0.000	0.000	0.000	0.003	-	-					-	-				0.000	0.000	0.000	0.774	-	-					-	-				0.016		
1.700	0.000	0.000	0.000	0.002	-	-					-	-				0.000	0.000	0.000	0.874	-	-					-	-				0.017		
1.800	0.000	0.000	0.000	0.001	-	-					-	-				0.000	0.000	0.000	0.974	-	-					-	-				0.018		
1.900	0.000	0.000	0.000	0.001	-	-					-	-				0.000	0.000	0.000	1.07	-	-					-	-				0.019		
2.000	0.000	0.000	0.000	0.009	-	-					-	-				0.000	0.000	0.000	1.17	-	-					-	-				0.020		
2.200	0.000	0.000	0.000	0.005	-	-					-	-				0.000	0.000	0.000	1.37	-	-					-	-				0.022		
2.400	0.000	0.000	0.000	0.003	-	-					-	-				0.000	0.000	0.000	1.57	-	-					-	-				0.024		
2.600	0.000	0.000	0.000	0.002	-	-					-	-				0.000	0.000	0.000	1.77	-	-					-	-				0.026		
2.800	0.000	0.000	0.000	0.001	-	-					-	-				0.000	0.000	0.000	1.97	-	-					-	-				0.028		
3.000	0.000	0.000	0.000	0.001	-	-					-	-				0.000	0.000	0.000	2.17	-	-					-	-				0.030		
3.200	0.000	0.000	0.000	0.003	-	-					-	-				0.000	0.000	0.000	2.37	-	-					-	-				0.032		
3.400	0.000	0.000	0.000	0.002	-	-					-	-				0.000	0.000	0.000	2.57	-	-					-	-				0.034		
3.600	0.000	0.000	0.000	0.001	-	-					-	-				0.000	0.000	0.000	2.77	-	-					-	-				0.036		
3.800	0.000	0.000	0.000	0.001	-	-					-	-				0.000	0.000	0.000	2.97	-	-					-	-				0.038		
4.000	0.000	0.000	0.000	0.003	-	-					-	-				0.000	0.000	0.000	3.17	-	-					-	-				0.040		
4.400	0.000	0.000	0.000	0.001	-	-					-	-				0.000	0.000	0.000	3.57	-	-					-	-				0.044		

PIRAEUS BANK (CR)

(Contract Size: 100 Securities, Exercise Style: American, Physical Delivery)

Call Options																Put Options																	
Exercise Price	March 2019							April 2019							Other Months		March 2019							April 2019				Other Months		Exercise Price			
	Open price	Price max	Price min	Last price	Closing price	Volume	Open Interest	Open price	Price max	Price min	Last price	Closing price	Volume	Open Interest	Volume	Open Interest	Open price	Price max	Price min	Last price	Closing price	Volume	Open Interest	Open price	Price max	Price min	Last price	Closing price	Volume		Open Interest	Volume	Open Interest
4.800	0.000	0.000	0.000		0.001	-	-										0.000	0.000	0.000		3.97	-	-										0.048
5.200	0.000	0.000	0.000		0.001	-	-										0.000	0.000	0.000		4.37	-	-										0.052
Totals:						5	98					0	40	0	0						5	0							0	0	0	0	
Number of Trades:						1						0		0							0.00								0		0		

PPC (CR)

(Contract Size: 100 Securities, Exercise Style: American, Physical Delivery)

Call Options															Put Options																		
Exercise Price	March 2019							April 2019							Other Months		March 2019							April 2019							Other Months		Exercise Price
	Open price	Price max	Price min	Last price	Closing price	Volume	Open Interest	Open price	Price max	Price min	Last price	Closing price	Volume	Open Interest	Volume	Open Interest	Open price	Price max	Price min	Last price	Closing price	Volume	Open Interest	Open price	Price max	Price min	Last price	Closing price	Volume	Open Interest	Volume	Open Interest	
0.850	0.000	0.000	0.000		0.501	-	-									0.000	0.000	0.000		0.001	-	-											0.009
0.900	0.000	0.000	0.000		0.451	-	-	0.000	0.000	0.000		0.453	-	-		0.000	0.000	0.000		0.003	-	-	0.000	0.000	0.000		0.002	-	-			0.009	
0.950	0.000	0.000	0.000		0.401	-	-	0.000	0.000	0.000		0.403	-	-		0.000	0.000	0.000		0.001	-	-	0.000	0.000	0.000		0.001	-	-			0.010	
1.000	0.000	0.000	0.000		0.352	-	-	0.000	0.000	0.000		0.354	-	-		0.000	0.000	0.000		0.001	-	-	0.000	0.000	0.000		0.001	-	-			0.010	
1.100	0.000	0.000	0.000		0.255	-	-	0.000	0.000	0.000		0.258	-	-		0.000	0.000	0.000		0.004	-	-	0.000	0.000	0.000		0.005	-	-			0.011	
1.200	0.000	0.000	0.000		0.167	-	-	0.000	0.000	0.000		0.172	-	-		0.000	0.000	0.000		0.016	-	-	0.000	0.000	0.000		0.019	-	-			0.012	
1.300	0.000	0.000	0.000		0.096	-	-	0.000	0.000	0.000		0.104	-	-		0.000	0.000	0.000		0.045	-	-	0.000	0.000	0.000		0.050	-	-			0.013	
1.400	0.000	0.000	0.000		0.048	-	-	0.000	0.000	0.000		0.056	-	-		0.000	0.000	0.000		0.097	-	-	0.000	0.000	0.000		0.102	-	-			0.014	
1.500	0.000	0.000	0.000		0.021	-	-	0.050	0.050	0.050	0.050	0.050	20	-		0.000	0.000	0.000		0.170	-	-	0.000	0.000	0.000		0.173	-	-			0.015	
1.600	0.000	0.000	0.000		0.008	-	-	0.000	0.000	0.000		0.012	-	-		0.000	0.000	0.000		0.257	-	-	0.000	0.000	0.000		0.258	-	-			0.016	
1.700	0.000	0.000	0.000		0.003	-	-	0.000	0.000	0.000		0.005	-	-		0.000	0.000	0.000		0.352	-	-	0.000	0.000	0.000		0.352	-	-			0.017	
1.800	0.000	0.000	0.000		0.001	-	-	0.000	0.000	0.000		0.002	-	-		0.000	0.000	0.000		0.450	-	-	0.000	0.000	0.000		0.450	-	-			0.018	
1.900	0.000	0.000	0.000		0.001	-	-	0.000	0.000	0.000		0.001	-	-		0.000	0.000	0.000		0.550	-	-	0.000	0.000	0.000		0.550	-	-			0.019	
2.000	0.000	0.000	0.000		0.001	-	-									0.000	0.000	0.000		0.650	-	-										0.020	
2.200	0.000	0.000	0.000		0.001	-	-									0.000	0.000	0.000		0.850	-	-										0.022	
2.400	0.000	0.000	0.000		0.001	-	-									0.000	0.000	0.000		1.05	-	-										0.024	
2.600	0.000	0.000	0.000		0.001	-	-									0.000	0.000	0.000		1.25	-	-										0.026	
2.800	0.000	0.000	0.000		0.002	-	-									0.000	0.000	0.000		1.45	-	-										0.028	
3.000	0.000	0.000	0.000		0.001	-	-									0.000	0.000	0.000		1.65	-	-										0.030	
3.200	0.000	0.000	0.000		0.001	-	-									0.000	0.000	0.000		1.85	-	-										0.032	
3.400	0.000	0.000	0.000		0.001	-	-									0.000	0.000	0.000		2.05	-	-										0.034	
3.600	0.000	0.000	0.000		0.001	-	-									0.000	0.000	0.000		2.25	-	-										0.036	
3.800	0.000	0.000	0.000		0.001	-	-									0.000	0.000	0.000		2.45	-	-										0.038	
4.000	0.000	0.000	0.000		0.001	-	-									0.000	0.000	0.000		2.65	-	-										0.040	
Totals:						0	0					20	0	0	0					0	0							0	0	0	0		
Number of Trades:						0						1		0						0.00							0		0				



Lending Products	Underlying Title	Multilateral Transactions[1]				Bilateral Transactions[2]		Stock Borrowing through OTC (volume)[3]	
		Open Interest[5]	Volume(Offered)	Average Weighted	Transactions volume	Average Weighted	Transactions Volume	Transactions Volume	
ADMIEBOR	ADMIE (IPTO) HOLDING S.A. (CR)	---	---	---	1,600	3.03%	---	---	
AEGNBOR	AEGEAN AIRLINES (CR)	3,445	---	---	---	---	---	6,830	
ALPHABOR	ALPHA BANK (CR)	1	---	---	---	---	---	38,744,980	
ALMYBOR	ALUMIL (CR)	---	---	---	---	---	---	---	
TATTBOR	ATTICA BANK S.A. (CR)	8,819	---	---	---	---	---	370	
EEEBOR	CC HBC AG (CR)	2,290	---	---	---	---	---	70,546	
CENERBOR	CENERGY HOLDINGS (CB)	---	---	---	---	---	---	---	
ELLAKTORBOR	ELLAKTOR (CR)	2,581	---	---	---	---	4,000	0.01%	1,898
EUROBBOR	EUROBANK ERGASIAS (CR)	14,969	---	---	13,450	3.55%	52,800	3.78%	59,297,780
EYDAPBOR	EYDAP S.A. (CR)	2,300	---	---	---	---	---	---	102,799
FFGRPBOR	FOLLI FOLLIE (CR)	---	---	---	---	---	---	---	1,330,961
FOYRKBOR	FOURLIS (CR)	2,300	---	---	---	---	---	---	30,096
GEKTERNABOR	GEK TERNA (CR)	---	---	---	---	---	---	---	1,293
SARBOR	GR. SARANTIS S.A. (CR)	452	---	---	---	---	---	---	1,590
EUPROBOR	GRIVALIA PROPERTIES (CR)	1,151	---	---	---	---	---	---	35,972
EXAEBOR	HELLENIC EXCHANGES-A.S.E. (CR)	500	---	---	---	---	---	---	167,723
ELPEBOR	HELLENIC PETROLEUM (CR)	2,700	---	---	---	---	---	---	64,983
INTRKBOR	INTRACOM HOLDINGS (CR)	---	---	---	---	---	---	---	---
INLOTBOR	INTRALOT (CR)	---	---	---	---	---	---	---	184,512
BELABOR	JUMBO SA (CR)	32,870	---	---	---	---	---	---	76,338
LAMDABOR	LAMDA DEVELOPMENT SA (CR)	---	---	---	---	---	---	---	---
MIGBOR	MARFIN INVESTMENT GROUP (CR)	---	---	---	---	---	---	---	744,474
MOHBOR	MOTOR OIL (CR)	22,677	---	---	784	3.22%	---	---	72,042
MYTILBOR	MYTILINEOS HOLDINGS (CR)	8,500	---	---	---	---	---	---	26,265
ETEBOR	NATIONAL BANK (CR)	43,861	---	---	---	---	---	---	11,612,500
OPAPBOR	OPAP (CR)	88,900	---	---	---	---	---	---	1,291,326
HTOBOR	OTE (CR)	29,043	---	---	---	---	---	---	522,090
PPABOR	P.P.A. S.A. (CR)	1,201	---	---	---	---	---	---	2,901
TPEIRBOR	PIRAEUS BANK (CR)	---	---	---	---	---	143,000	5.79%	26,894,896
PLAISBOR	PLAISIO COMPUTERS SA (CR)	---	---	---	---	---	---	---	---
PPCBOR	PPC (CR)	1,000	---	---	---	---	---	---	6,503,560

## Stock Lending Notes

[1] - Multilateral contracts Lending or Borrowing as per Methods 8-1, 8-2 and 8-3-3 (According to ATHEX BoD Resolution No.17)

[2] - Bilateral Contracts Lending or Borrowing as per Methods 8-3-1 and 8-3-2 (According to ATHEX BoD Resolution No.20 )

[3] - The information concerning OTC Stock Borrowing Transactions is based on the statements of the Dematerialised Securities System (DSS) operators involved and refers to volumes that have been registered up until the previous working day.

[4] - Average Price (Volume weighted)

[5] - The Data concerning Open Interest before the start of trading session

Lending Products	Underlying Title	Open Interest[5]	Multilateral Transactions[1]				Bilateral Transactions[2]		Stock Borrowing through OTC (volume)[3]
			Volume(Offered)	Average Weighted	Transactions volume	Average Weighted	Transactions Volume	Average Weighted	Transactions Volume
QUALBOR	QUALITY & RELIABILITY SA (CR)	---	---	---	---	---	---	---	---
TENERGYBOR	TERNA ENERGY (CR)	946	---	---	895	2.65%	---	---	52,892
TITKBOR	TITAN CEMENT (CR)	2,384	---	---	---	---	---	---	27,666
VIORBOR	VIOHALCO SA/NV (CB)	5,310	---	---	---	---	---	---	---

## Stock Lending Notes

[1] - Multilateral contracts Lending or Borrowing as per Methods 8-1, 8-2 and 8-3-3 (According to ATHEX BoD Resolution No.17)

[2] - Bilateral Contracts Lending or Borrowing as per Methods 8-3-1 and 8-3-2 (According to ATHEX BoD Resolution No.20 )

[3] - The information concerning OTC Stock Borrowing Transactions is based on the statements of the Dematerialised Securities System (DSS) operators involved and refers to volumes that have been registered up until the previous working day.

[4] - Average Price (Volume weighted)

[5] - The Data concerning Open Interest before the start of trading session

## Sectors codification for listed companies

533	-	Exploration & Production	537	-	Integrated Oil & Gas
1353	-	Commodity Chemicals	1357	-	Specialty Chemicals
1753	-	Aluminum	1755	-	Nonferrous Metals
1757	-	Steel	1775	-	General Mining
2353	-	Building Materials & Fixtures	2357	-	Heavy Construction
2723	-	Containers & Packaging	2727	-	Diversified Industrials
2733	-	Electrical Components & Equipment	2753	-	Commercial Vehicles & Trucks
2757	-	Industrial Machinery	2773	-	Marine Transportation
2777	-	Transportation Services	2791	-	Business Support Services
2797	-	Industrial Suppliers	3535	-	Distillers & Vintners
3537	-	Soft Drinks	3573	-	Farming Fishing & Plantations
3577	-	Food Products	3722	-	Durable Household Products
3726	-	Furnishings	3728	-	Home Construction
3747	-	Toys	3763	-	Clothing & Accessories
3765	-	Footwear	3767	-	Personal Products
3785	-	Tobacco	4533	-	Health Care Providers
4535	-	Medical Equipment	4577	-	Pharmaceuticals
5337	-	Food Retailers & Wholesalers	5371	-	Apparel Retailers
5373	-	Broadline Retailers	5375	-	Home Improvement Retailers
5379	-	Specialty Retailers	5553	-	Broadcasting & Entertainment
5555	-	Media Agencies	5557	-	Publishing
5751	-	Airlines	5752	-	Gambling
5753	-	Hotels	5755	-	Recreational Services
5757	-	Restaurants & Bars	5759	-	Travel & Tourism
6535	-	Fixed Line Telecommunications	6575	-	Mobile Telecommunications
7535	-	Conventional Electricity	7537	-	Alternative Electricity
7577	-	Water	8355	-	Banks
8534	-	Insurance Brokers	8536	-	Property & Casualty Insurance
8633	-	Real Estate Holding & Development	8637	-	Real Estate Services
8671	-	Industrial & Office REITs	8674	-	Diversified REITs
8675	-	Specialty REITs	8775	-	Specialty Finance
8777	-	Investment Services	8985	-	Equity Investment Instruments
9533	-	Computer Services	9535	-	Internet
9537	-	Software	9572	-	Computer Hardware
9574	-	Electronic Office Equipment	9578	-	Telecommunications Equipment
12003	-	ETF			



**ATHEX**  
Athens Stock Exchange

Λεωφ. Αθηνών 110 104 42 Αθήνα  
110, Athinon Ave. GR 104 42 Athens  
tel. (+30)210-33.66.800, fax (+30)210-33.66.101  
[www.athexgroup.gr](http://www.athexgroup.gr)