

18

**Ημερήσιο Δελτίο  
Συναλλακτικής Δραστηριότητας**

Daily Official List  
of Trading Activity

Thursday, 20 December, 2018  
Year: 139 Trading Day No: 245



**ATHEX**  
Athens Stock Exchange

**Disclaimer:**

Hellenic Exchanges-Athens Stock Exchange S.A endeavours to ensure that the data and other material ("Information") presented on the Daily Official List are accurate and complete, but it is not liable for any errors or omissions of data or /and for the accuracy, credibility, updating and completeness of the aforesaid information nor it has any liability arising directly or indirectly from the use of the above Information.

The Company is not liable for the accuracy of the data included in listed companies' announcements. Only the sender of such an announcement is fully and solely liable for any infringement of third party's rights from the content of such announcement. All contents of the Daily Official List are provided only for information purposes and do not constitute investment advice or solicitation to invest in securities or other products listed for trading on the Exchange.

You acknowledge and agree that the Company is the owner of any property rights related to any Information appearing on the Daily Official List including intellectual property rights copyright, trademarks, etc.

The above data are a property of the Hellenic Exchanges-Athens Exchange and are copyright protected. Users are forbidden to reproduce, modify, copy, sale, transmit or redistribute, by all reproduction means and methods, part or the whole of the above data, without reference to their source.

The commercial exploitation of these data is, also, forbidden by third parties. Hellenic Exchanges-Athens Exchange does not carry any responsibility, direct or indirect, derived from usage or accidental alteration of the above data when used by third parties.

---

**Hellenic Exchanges – Athens Stock Exchange S.A.**

110 Athinon Ave., 10442 Athens, Tel: (210) 33.66.800, Fax: (210) 32.13.938

[www.athexgroup.gr](http://www.athexgroup.gr)

---

**Thessalonica Stock Exchange Center (T.S.E.C)**

16-18 Katouni Str., Thessalonica 546 25 Tel: (2310) 567.667, Fax: (2310) 530.545

**Athex Members Guarantee Fund**

14-16 Fidiou Str., Athens 106 78, Tel: (210) 33.04.682, Fax: (210) 33.04.155

**Hellenic Republic Capital Market Commission**

1 Kolokotroni Str. & 1 Stadiou Str., Athens 10562 Tel: (210) 33.77.100 Fax: (210) 33.77.173

---

**Table of Contents**

---

**Section 1: Statistical Figures of Securities, Derivatives and Lending**

Summary of Markets

Athex Indices

Analytic Figures for Athex Market's Boards and Categories

Trading Details by Athex Sectors and Financial Instruments (ETFs)

Top 10 best &amp; worst performing Shares

Derivatives Summary

**Section 2: Analytic Figures of Shares Transactions**

Analytic Figures of Shares Transactions

Shares' Notes

**Section 3: Figures of Securities Transactions**

Securities Blocks Details

Shares Rights Details

Stock Borrowing

Securities Forced Sales

Forced Sales Registered Shares

Exchange Traded Funds (ETFs) Characteristics

**Section 5: Bonds traded in Fixed Income Assets Market**

Convertible Corporate Bonds - Regulated Market

Non Convertible Corporate Bonds - Regulated Market

Government Bonds

Treasury Bills &amp; Zero Coupon Government Bonds

Government Bonds Traded with the Open Outcry Method

State Banks Bonds

**Section 6: Additional Infos**

Athex &amp; ATHEXClear Members List

List of Stocks under Market Making operations

**Section 7: Derivatives Market Analytic Figures**

Index Futures

Stock Futures

Index Options

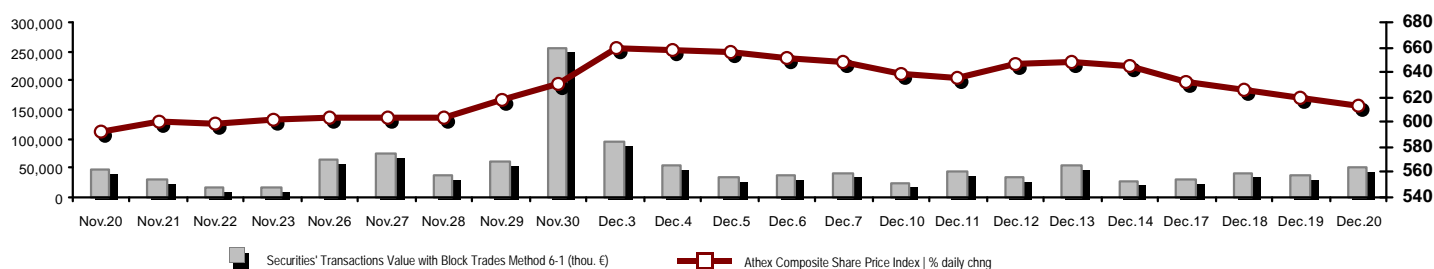
Stock Options

Stock Lending Analytic Figures

**Appendix A: Sectors codification for listed companies**

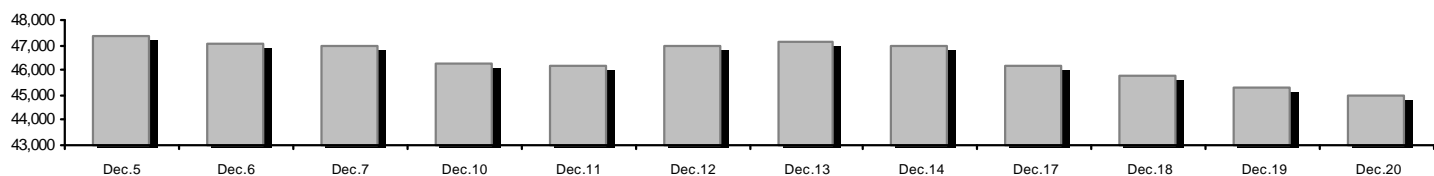
## Summary of Markets

Athex Composite Share Price Index vs Shares and Derivatives Transactions Value

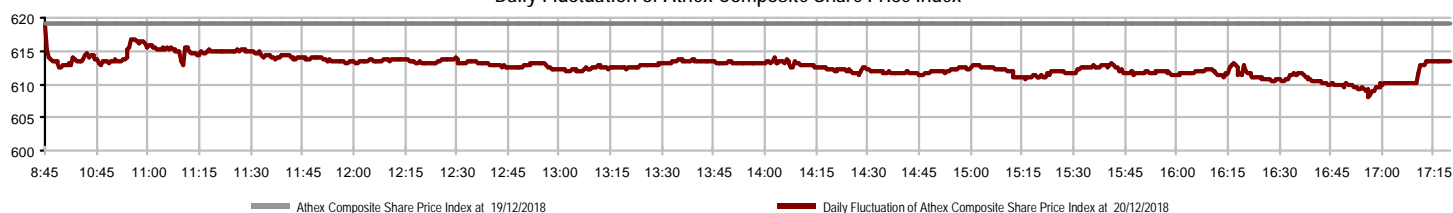


Athex Capitalisation (mill. €) **: 44,996.41	Derivatives Total Open Interest: 397,633
Daily change: mill. €   %: -280.13 -0.62%	in Index Futures   % daily chng: 5,864 4.47%
Yearly Avg Capitalisation: mill. €   % chng prev year Avg: 52,252.53 4.18%	in Stock Futures   % daily chng: 387,428 -2.42%
Athex Composite Share Price Index   % daily chng: 613.50 -0.89%	in Index Options   % daily chng: 2,735 -1.19%
Athex Composite Share Price Index Capitalisation (mill. €): 40,214.47	in Stock Options   % daily chng: 1,606 1.90%
Daily change (mill. €): -266.61	
Securities' Transactions Value with Block Trades Method 6-1 (thou. €): 51,980.84	Derivatives Contracts Volume: 209,646
Daily change: %: 14,268.43 37.83%	Daily change: pieces   %: 72,110 52.43%
YtD Avg Trans. Value: thou. €   % chng prev year Avg: 55,288.98 -4.97%	YtD Avg Derivatives Contracts % chng prev year Avg: 56,346 -27.28%
Blocks Transactions Value of Method 6-1 (thou. €): 9,048.28	Derivatives Trades Number: 5,004
Blocks Transactions Value of Method 6-2 & 6-3 (thou. €): 0.00	Daily change: number   %: 905 22.08%
Bonds Transactions Value (thou.€): 239.24	YtD Avg Trades number % chng prev year Avg: 2,723 3.76%
Securities' Transactions Volume with Block Trades Method 6-1 (thou. Pieces): 56,584.61	Lending Total Open Interest: 284,274
Daily change: thou. pieces   %: 22,104.79 64.11%	Daily change: pieces   %: 4,861 1.74%
YtD Avg Volume: % chng prev year Avg: 37,458.18 -48.04%	Lending Volume (Multilateral/Bilateral): 140,470
Blocks Transactions Volume of Method 6-1 (thou. Pieces): 8,831.23	Daily change: pieces   %: 137,053
Blocks Transactions Volume of Method 6-2 & 6-3 (thou. Pieces): 0.00	Multilateral Lending: 4,861
Bonds Transactions Volume: 240,000	Bilateral Lending: 135,609
Securities' Trades Number with Block Trades Method 6-1: 20,665	Lending Trades Number: 14
Daily change: number   %: 321 1.58%	Daily change: %: 9
YtD Avg Trades number % chng prev year Avg: 20,385 16.70%	Multilateral Lending Trades Number: 13
Number of Blocks Method 6-1: 3	Bilateral Lending Trades Number: 1
Number of Blocks Method 6-2 & 6-3: 0	
Number of Bonds Transactions: 40	

Athex Capitalisation (mill. €) \*\*



Daily Fluctuation of Athex Composite Share Price Index



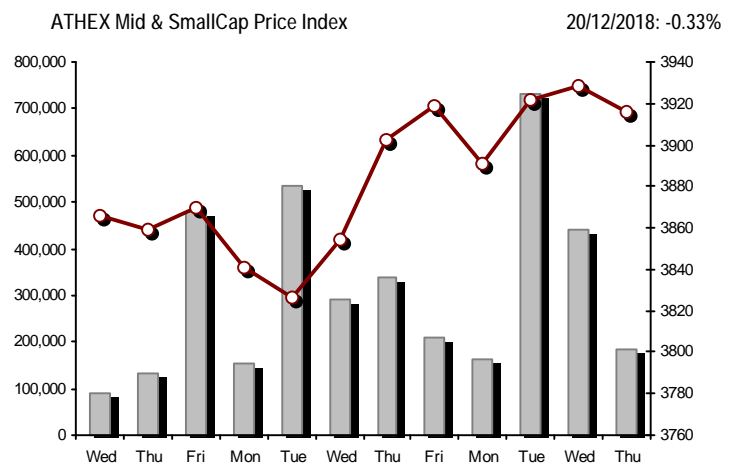
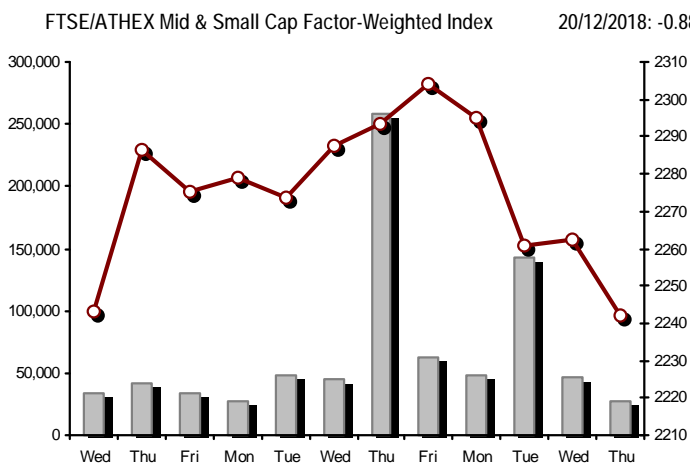
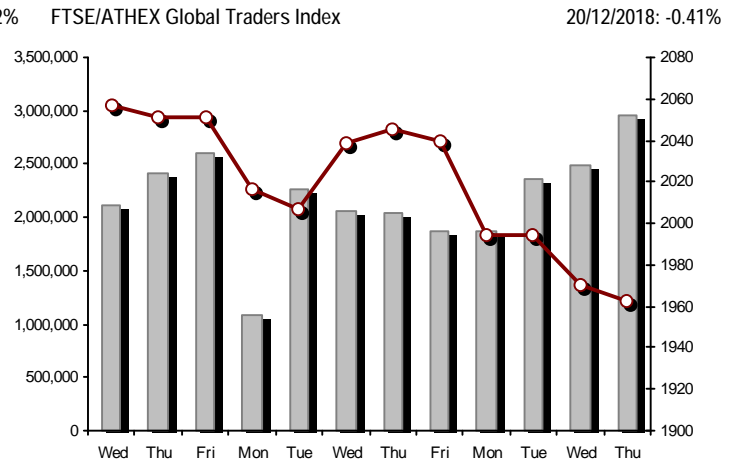
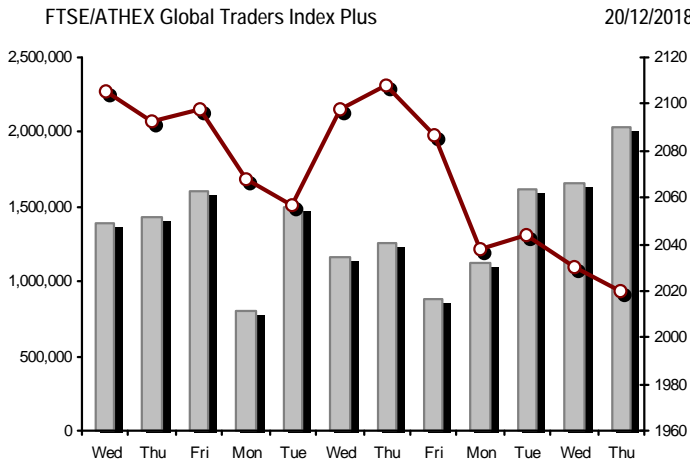
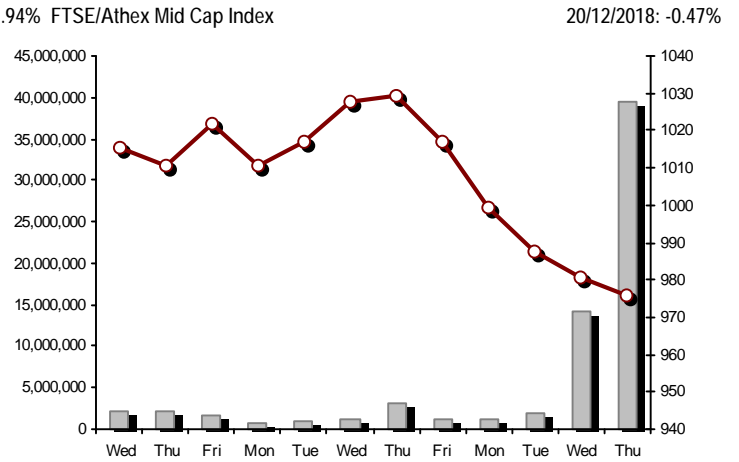
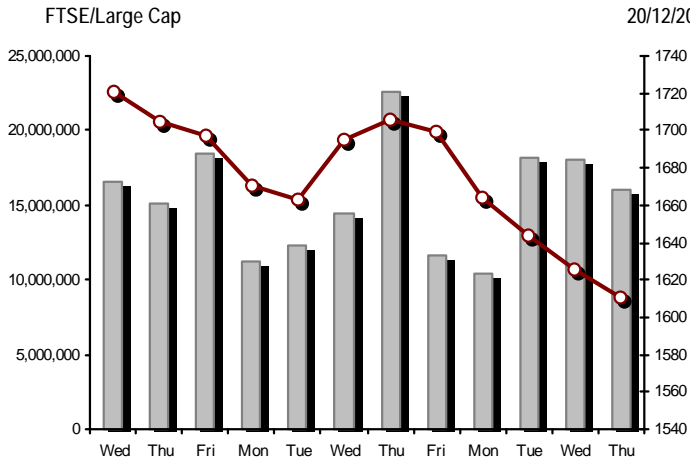
## Athex Indices

Index name	20/12/2018	19/12/2018	pts.	%	Min	Max	Year min	Year max	Year change
Athex Composite Share Price Index	613.50	618.98	-5.48	-0.89%	608.01	618.98	592.70	895.64	-23.54%
FTSE/Athex Large Cap	1,610.47	1,625.73	-15.26	-0.94%	1,597.27	1,625.73	1,548.58	2,275.91	-22.69%
FTSE/Athex Mid Cap Index	976.04	980.67	-4.63	-0.47%	959.40	984.04	911.71	1,417.74	-18.54%
FTSE/ATHEX-CSE Banking Index	317.21	326.06	-8.85	-2.71%	315.94	326.06	307.86	788.88	-52.17%
FTSE/ATHEX Global Traders Index Plus	2,019.66	2,030.16	-10.50	-0.52%	1,997.75	2,030.16	1,897.69	2,656.94	-13.68%
FTSE/ATHEX Global Traders Index	1,962.09	1,970.07	-7.98	-0.41%	1,933.92	1,970.07	1,872.97	2,452.53	-9.93%
FTSE/ATHEX Mid & Small Cap Factor-Weighted Ind	2,242.35	2,262.31	-19.96	-0.88%	2,234.42	2,264.45	1,953.64	2,464.88	14.76%
ATHEX Mid & SmallCap Price Index	3,915.98	3,928.89	-12.91	-0.33%	3,905.27	3,952.52	3,459.89	4,442.84	13.11%
FTSE/Athex Market Index	399.56	403.28	-3.72	-0.92%	396.28	403.28	384.60	564.78	-22.40%
FTSE Med Index	4,127.56	4,144.97	-17.41	-0.42%			3,923.92	4,634.00	-4.79%
Athex Composite Index Total Return Index	973.70	982.39	-8.69	-0.88%	964.99	982.39	937.82	1,392.60	-21.94%
FTSE/Athex Large Cap Total Return	2,343.03	2,365.23	-22.20	-0.94%			2,246.89	3,277.20	-22.38%
FTSE/ATHEX Large Cap Net Total Return	705.93	712.61	-6.68	-0.94%	700.14	712.61	677.24	979.13	-21.23%
FTSE/Athex Mid Cap Total Return	1,204.63	1,210.34	-5.71	-0.47%			1,128.83	1,702.90	-16.49%
FTSE/ATHEX-CSE Banking Total Return Index	298.83	307.17	-8.34	-2.72%			291.68	747.83	-52.97%
Hellenic Mid & Small Cap Index	918.42	917.16	1.26	0.14%	907.06	918.42	880.79	1,185.73	-11.01%
FTSE/Athex Banks	419.11	430.81	-11.70	-2.72%	417.43	430.81	406.75	1,042.30	-52.17%
FTSE/Athex Financial Services	792.20	774.63	17.57	2.27%	762.86	792.20	737.75	1,309.27	-29.61%
FTSE/Athex Industrial Goods & Services	1,957.39	1,966.62	-9.23	-0.47%	1,929.82	1,970.49	1,779.28	2,717.62	-12.86%
FTSE/Athex Retail	62.94	61.73	1.21	1.96%	59.70	63.75	51.91	2,921.52	-97.74%
FTSE/ATHEX Real Estate	3,009.31	2,973.78	35.53	1.19%	2,932.70	3,009.31	2,706.93	3,587.02	-11.72%
FTSE/Athex Personal & Household Goods	7,225.13	7,169.38	55.75	0.78%	7,055.66	7,290.61	6,088.80	8,843.95	-9.69%
FTSE/Athex Food & Beverage	9,902.42	9,894.28	8.14	0.08%	9,740.35	10,108.44	9,316.14	11,879.29	-2.47%
FTSE/Athex Basic Resources	3,051.54	3,184.44	-132.90	-4.17%	3,005.91	3,184.44	2,919.09	4,731.18	-24.33%
FTSE/Athex Construction & Materials	2,498.36	2,528.13	-29.77	-1.18%	2,490.12	2,535.72	2,457.94	3,244.17	-11.35%
FTSE/Athex Oil & Gas	4,910.92	4,948.28	-37.36	-0.76%	4,796.68	4,948.28	4,087.64	5,396.31	8.42%
FTSE/Athex Chemicals	7,778.54	7,946.95	-168.41	-2.12%	7,778.54	8,029.26	7,778.54	12,117.06	-32.20%
FTSE/Athex Media	1,794.78	1,651.72	143.06	8.66%	1,560.68	1,807.79	1,131.49	1,807.79	15.00%
FTSE/Athex Travel & Leisure	1,367.97	1,410.12	-42.15	-2.99%	1,353.29	1,410.12	1,325.32	1,962.01	-25.24%
FTSE/Athex Technology	721.25	736.89	-15.64	-2.12%	715.53	736.89	668.53	1,116.72	-20.81%
FTSE/Athex Telecommunications	2,752.57	2,796.61	-44.04	-1.57%	2,705.78	2,796.61	2,587.42	3,526.04	-13.04%
FTSE/Athex Utilities	1,787.80	1,788.36	-0.56	-0.03%	1,765.72	1,806.47	1,756.98	2,508.45	-10.26%
FTSE/Athex Health Care	502.05	495.11	6.94	1.40%	490.95	502.05	256.65	517.30	94.58%
Athex All Share Index	158.41	159.41	-1.00	-0.63%	158.41	158.41	152.89	209.09	-16.74%
Hellenic Corporate Bond Index	116.44	116.43	0.01	0.01%			115.75	118.41	-0.44%
Hellenic Corporate Bond Price Index	95.99	95.99	0.00	0.00%			95.62	100.55	-3.96%

Note 1: FTSE/Med 100, Hellenic Corporate Bond Price Index and Hellenic Corporate Bond Index closing prices refer to the previous trading day of 18/12/2018.

Note 2: The Hellenic Mid & Small Cap Index is a Customized index calculated by the Athens Exchange.

Athex Indices



Indices volume of transactions

Indices closing prices

## Analytic Figures for Athex Market's Boards and Categories

	Total Traded Securities	Main Market	Surveillance	Exchange Traded Funds (ETFs)
Totals	118	110	8	0
Gain / Lose / Same:	34 / 52 / 32	31 / 52 / 27	3 / 0 / 5	0 / 0 / 0
Athex Capitalisation (mill. €) **	44,996.41	44,791.15	205.26	
Daily Average Trans/ons Value(thou.€)	55,288.98	55,294.20	31.85	48.29
Transactions Value	51,980.84	51,977.13	3.70	0.00
Main Board:	42,932.55	42,928.85	3.70	0.00
Blocks Board 6_2_3:	9,048.28	9,048.28	0.00	0.00
Forced Sales Board:	0.00	0.00	0.00	0.00
Special Terms Board:	0.00	0.00	0.00	0.00
Daily Average Transactions Volume	37,458,182	37,285,902	219,071	2,452
Transactions Volume	56,584,612	56,536,477	48,135	0
Main Board:	47,753,382	47,705,247	48,135	0
Blocks Board 6_2_3:	8,831,230	8,831,230	0	0
Forced Sales Board:	0	0	0	0
Special Terms Board:	0	0	0	0
Daily Average Number of Trades	20,385	20,292	92	2
Number of Trades	20,665	20,627	38	0
Main Board:	20,662	20,624	38	0
Blocks Board 6_2_3:	3	3	0	0
Forced Sales Board:	0	0	0	0
Special Terms Board:	0	0	0	0

## Trading Details by Athex Sectors and Financial Instruments (ETFs)

Code	Sectors	Gain / Lose / Same	Number of Trades	Transactions Volume	Transactions Value	% of Total Trans. Value
8300	- Banks	0 / 6 / 0	7,437	13,338,881	10,909,771.29	20.99%
1700	- Basic Resources	1 / 4 / 1	214	78,424	99,223.93	0.19%
1300	- Chemicals	0 / 3 / 2	66	12,446	22,996.58	0.04%
2300	- Construction & Materials	4 / 6 / 3	1,354	544,028	2,319,010.55	4.46%
12000	- Financial Instruments	0 / 0 / 0	---	---	---	---
8700	- Financial Services	3 / 0 / 1	558	22,361,236	1,763,908.45	3.39%
3500	- Food & Beverage	4 / 3 / 2	342	166,014	839,654.97	1.62%
4500	- Health Care	2 / 1 / 1	259	15,824,674	15,074,977.98	29.00%
2700	- Industrial Goods & Services	1 / 8 / 9	1,459	885,741	3,204,587.13	6.16%
8500	- Insurance	1 / 0 / 0	21	5,100	17,345.33	0.03%
5500	- Media	1 / 0 / 0	33	32,423	4,128.76	0.01%
500	- Oil & Gas	1 / 1 / 0	1,328	184,080	2,538,382.96	4.88%
3700	- Personal & Household Goods	4 / 3 / 4	1,033	248,558	2,509,758.78	4.83%
8600	- Real Estate	6 / 0 / 2	615	276,517	2,054,292.39	3.95%
5300	- Retail	1 / 0 / 1	18	2,540	6,307.86	0.01%
9500	- Technology	1 / 8 / 2	245	85,683	92,013.81	0.18%
6500	- Telecommunications	0 / 1 / 0	1,500	544,966	5,408,682.30	10.41%
5700	- Travel & Leisure	1 / 5 / 4	2,463	1,380,648	3,307,308.55	6.36%
7500	- Utilities	3 / 3 / 0	1,720	612,653	1,808,485.03	3.48%

## Top 10 best &amp; worst performing Shares

## Main Market

With positive Price change	Closing price	change	With negative Price change	Closing price	change
KRETA FARM SA (CR)	0.712	7.88% #	PIRAEUS BANK (CR)	0.758	-6.42% Ⓔ
GR. SARANTIS S.A. (CR)	7.5	6.84% #	INTRALOT (CR)	0.45	-4.26% Ⓔ
LAMDA DEVELOPMENT SA (CR)	5.98	4.18% #	INTRACOM HOLDINGS (CR)	0.67	-3.60% Ⓔ
HELLENIC PETROLEUM (CR)	7.66	2.82% #	ALPHA BANK (CR)	1.08	-3.57% Ⓔ
HELLENIC EXCHANGES-A.S.E. (CR)	3.78	2.44% #	ELVALHALCOR (CB)	1.22	-3.18% Ⓔ
IASO SA (CR)	1.15	2.22% #	OPAP (CR)	7.9	-3.07% Ⓔ
IKTINOS HELLAS SA (CR)	4.15	1.47% #	NATIONAL BANK (CR)	1.03	-3.01% Ⓔ
MARFIN INVESTMENT GROUP (CR)	0.07	1.45% #	ELTECH ANEMOS S.A. (CR)	1.53	-2.86% Ⓔ
PPC (CR)	1.349	1.05% #	CENERGY HOLDINGS (CB)	1.212	-2.73% Ⓔ
ADMIE (IPTO) HOLDING S.A. (CR)	1.596	1.01% #	AEGEAN AIRLINES (CR)	7.3	-2.14% Ⓔ
With the highest Transactions Value	Value (thou. €)	change	With the highest Transactions Volume	Volume	change
HYGEIA SA (CR)	14,808.69	0.00% -	MARFIN INVESTMENT GROUP (CR)	22,293,218	1.45% #
OTE (CR)	5,408.68	-1.58% Ⓔ	HYGEIA SA (CR)	15,588,093	0.00% -
ALPHA BANK (CR)	3,819.53	-3.57% Ⓔ	EUROBANK ERGASIAS (CR)	4,632,462	-0.10% Ⓔ
NATIONAL BANK (CR)	2,799.17	-3.01% Ⓔ	ALPHA BANK (CR)	3,508,507	-3.57% Ⓔ
OPAP (CR)	2,506.18	-3.07% Ⓔ	NATIONAL BANK (CR)	2,686,659	-3.01% Ⓔ
EUROBANK ERGASIAS (CR)	2,316.39	-0.10% Ⓔ	PIRAEUS BANK (CR)	2,446,898	-6.42% Ⓔ
JUMBO SA (CR)	2,057.71	0.15% #	INTRALOT (CR)	991,590	-4.26% Ⓔ
MYTILINEOS HOLDINGS (CR)	1,989.16	-0.26% Ⓔ	OTE (CR)	544,966	-1.58% Ⓔ
PIRAEUS BANK (CR)	1,907.94	-6.42% Ⓔ	NEXANS HELLAS SA (CR)	442,900	-1.23% Ⓔ
MOTOR OIL (CR)	1,803.08	-2.10% Ⓔ	OPAP (CR)	316,670	-3.07% Ⓔ

Note: Stocks that are not included in the "Low Dispersion" and "Under Supervision" categories, and the transactions value is more than 10,000 €.



## Derivatives Summary

	Number of Trades	Volume	Open Interest
Index Futures	323	2,773	5,864
FTSE/Athex Large Cap	323	2,773	5,864
Stock Futures	4,653	206,738	387,428
ADMIE (IPTO) HOLDING S.A. (CR)	78	1,859	11,678
ALPHA BANK (CR)	330	14,698	32,176
ATTICA BANK S.A. (CR)	8	226	252
CC HBC AG (CR)	49	132	243
CENERGY HOLDINGS (CB)	55	2,044	4,761
ELLAKTOR (CR)	131	2,621	5,177
EUROBANK ERGASIAS (CR)	626	45,419	73,162
EYDAP S.A. (CR)	55	677	678
FOURLIS (CR)	24	88	204
GEK TERNA (CR)	107	833	6,483
GRIVALIA PROPERTIES (CR)	5	31	250
HELLENIC EXCHANGES-A.S.E. (CR)	53	232	831
HELLENIC PETROLEUM (CR)	121	589	2,385
INTRACOM HOLDINGS (CR)	53	909	2,991
INTRALOT (CR)	170	2,758	3,360
JUMBO SA (CR)	137	343	1,289
LAMDA DEVELOPMENT SA (CR)	87	1,464	1,867
MARFIN INVESTMENT GROUP (CR)	210	33,057	50,690
MOTOR OIL (CR)	73	103	386
MYTILINEOS HOLDINGS (CR)	314	2,982	10,666
NATIONAL BANK (CR)	609	72,164	122,722
OPAP (CR)	201	1,764	2,909
OTE (CR)	155	743	3,357
P.P.A. S.A. (CR)	31	116	522
PIRAEUS BANK (CR)	413	12,605	23,178
PPC (CR)	318	5,984	13,329
TERNA ENERGY (CR)	97	1,534	5,273
TITAN CEMENT (CR)	23	92	342
VIOHALCO SA/NV (CB)	120	671	6,267
Index Options	27	105	2,735
FTSE/Athex Large Cap	27	105	2,735
Stock Options	1	30	1,606
ALPHA BANK (CR)	1	30	150
NATIONAL BANK (CR)	0	0	660
OPAP (CR)	0	0	0
OTE (CR)	0	0	0
PIRAEUS BANK (CR)	0	0	670
PPC (CR)	0	0	126
<b>Total Derivatives Traded</b>	<b>5,004</b>	<b>209,646</b>	<b>397,633</b>











Shares' Notes

Code	Note text
( )	- Adjusted dividends.
*	- Last adjusted closing price.
[1]	- Net dividends.
[2]	- The "Date of Last Coupon" for New listings refers to the date company's stocks started to trade in Athex
[3]	- The Company Market Value is referred to the number of outstanding shares
[4]	- Sectors codification can be found in Appendix A
[5]	- The Market Value refers to the total number of shares listed (including their several classes) in the exchange by the company.
[6]	- P/E greater than 100
[7]	- Last view of the Order Book before the end of the trading session
[8]	- All Blocks Methods' Transactions Value are included.
4690	- Transfer to Surveillance category as of 4/4/2006.
4750	- Transfer to the "Under Surveillance Category" from 8/4/2011.
4865	- Suspension of trading as of 2/4/2012.
4887	- Transfer to the Surveillance Category as of 10/4/2012.
4912	- Transfer to the Surveillance Category as of 31/7/2012.
4914	- Suspension of trading as of 31/8/2012.
4918	- Suspension of trading as of 31/8/2012.
4955	- Transfer to the Surveillance Category as from 5/4/2013.
4956	- Transfer to the Surveillance Category as from 5/4/2013.
4957	- Transfer to the Surveillance Category as from 5/4/2013.
4958	- Transfer to the Surveillance Category as from 5/4/2013.
4959	- Transfer to the Surveillance Category as from 5/4/2013.
4983	- Transfer to the Surveillance Category as of 5/4/2013.
5080	- Transfer to the Surveillance Category as of 05/12/2014.
5093	- Transfer to the Surveillance Category as of 8/4/2015.
5094	- Transfer to the Surveillance Category as of 8/4/2015.
5095	- Transfer to the Surveillance Category as from 9/4/2015.
5101	- Suspension of trading as of 1/9/2015.
5110	- Suspension of trading as of 08/03/2016.
5112	- Transfer to the Surveillance Category as of 15/04/2016.
5115	- Transfer to the Surveillance Category as of 15/04/2016.
5123	- Transfer to the Surveillance Category as of 01/04/2016.
5130	- Suspension of trading as of 18/04/2017.
5136	- Suspension of trading as of 02/05/2017.
5141	- Transfer to the Surveillance Category as of 10/05/2017.
5153	- Suspension of trading as of 03/10/2017.
5154	- Suspension of trading as of 03/10/2017.
5156	- Transfer to the Surveillance Category as of 11/12/2017.
5160	- Transfer to the Surveillance Category as of 15/04/2016.
5161	- Transfer to the Surveillance Category as of 25/11/2011.
5162	- Transfer to the Under Supervision Category as of 21/12/2009.
5165	- Transfer to the Surveillance Category as of 15/02/2018.
5171	- Suspension of trading as of 30/04/2018.
5172	- Suspension of trading as of 30/04/2018.
5174	- Suspension of trading as of 02/05/2018.
5178	- Transfer to the Surveillance Category as of 11/05/2018.
5179	- Suspension of trading as of 25/05/2018.
5180	- Transfer to the Surveillance Category as of 29/05/2018.
5190	- Transfer to the Surveillance Category as of 01/10/2018.
5191	- Suspension of trading as of 02/10/2018.
5192	- Suspension of trading as of 02/10/2018.
5193	- Transfer to the Surveillance Category as of 25/10/2018.

---

Shares' Notes

---

Code	Note text
5194	- Transfer to the Surveillance Category as of 25/10/2018.
5195	- Transfer to the Surveillance Category as of 01/12/2017.
5197	- Transfer to the Surveillance Category as of 07/11/2018.



Securities Blocks Details

Securities	Block Volume	Price	Block Trade Value	Time of approval	Note
JUMBO SA (CR)	50,000	13.40	670,000.00	10:54:52	20
HYGEIA SA (CR)	8,503,430	0.950	8,078,258.50	11:16:21	20
ALPHA BANK (CR)	277,800	1.08	300,024.00	17:19:30	20

Blocks Notes

- 9 - Method 6-1 / Special Fees
- 10 - Method 6-1 / Special Fees, SDS
- 14 - Method 6-3 / Settlement, Incomplete Buy and Sell
- 18 - Method 6-2 / SPOT 1
- 19 - Method 6-2 / SPOT 2
- 20 - Method 6-1 and Method 6-1 Same Day Settlement
- 21 - Other Pre-agreed

**Shares Rights Details**

Occured date	Exercise from	Exercise until	Trading until	<b>Rights</b>	Price min	Price max	Closing price	Last Bid	Last Ask	Volume	Trades	Transactions Value
--------------	---------------	----------------	---------------	---------------	-----------	-----------	---------------	----------	----------	--------	--------	--------------------

No Rights Transactions.

---

Securities Forced Sales

---

Securities	Category of Security	Transaction s Volume	Number of Trades	Transactions Value	Note
------------	----------------------	-------------------------	---------------------	-----------------------	------

---

No Forced Transactions.

---

---

Forced Sales Notes

---

- 1 - Normal Forced Sale.
- 2 - Forced Sales of Fixed Registered Shares.
- 3 - Forced Sales of Remaining Stock Fractions.

**Forced Sales Registered Shares**

Securities	Start Date	End Date	Initial Volume	Remaining Volume	Date	Avg price (day)	Avg price (period)	Number of Trades	Transactions Volume	Transactions Value
------------	------------	----------	----------------	------------------	------	-----------------	--------------------	------------------	---------------------	--------------------

No Fixed Registered Shares Forced Sales.

**Forced Sales Notes**

According to Decision 1/380/04.05.2008 of the Hellenic Republic Capital Market Commission, the certificated registered shares that have not been deposited to the issuer for dematerialisation, will be auctioned in the Athens Exchange by the supervising issuer. Forced sales procedure is held according to Article 99A of the Athens Exchange Rulebook. The average price of the period is calculated by dividing the Total transactions value by the Total volume and includes all the transactions made until the current date.

## Exchange Traded Funds (ETFs) Characteristics

	Transactions Date (T)	Creation / Redemption	Units (T-1)	New Units (T-1)	Redemption Units (T-1)	Units (T) [1]	Fund Assets [2]	Net Unit Price	Dividend per	Dividend Date
ALPHA ETF FTSE Athex Large Cap	20/12/2018	5,000	629,082	13,300	---	642,382	10,455,260.00	16.2758	0.43	30/06/2018

## ETFs Notes

[1] - Units (T) = Units (T-1) + New Units (T-1) - Redemption Units (T-1)

[2] - The Creation / Redemption Units of T-1 are included.

## Convertible Corporate Bonds - Regulated Market

Num Listed Bonds	Nominal price	Issue price	Today's Rate	Exp. Date	Duration (years)	Note	Coupon		Trading	Corporate Bonds	Price min	Price max	Closing price	Previous closing price/date	Volume	Transactions Value	Last order			ear min	Year max
							Common	Preferred									Price	Buy / Sell	Date		
179,991,941	0.30	0.30	1.00	11/10/2025	9	---	9	---	1	FORTHNET S.A. (Convertible)	---	---	---	---	---	---	1.0610	B	20/12/2018	100.0000	100.0000

## Corporate Bonds Notes

Transactions Volume = (Pieces) \* (Nominal Price). Transactions Value = (Pieces) \* (Nominal Price) \* (price %) + (Accrued interest).

The price of a Bond is stated as a percentage (%) of Bond's Nominal Price.

Nominal Price in Euros (€), except if it is noted differently.

## Non Convertible Corporate Bonds - Regulated Market

Num Listed Bonds	Nominal price	Issue price	Today's Rate	Exp. Date	Duration (years)	Note	Coupon		Trading	Corporate Bonds	Accrued Int.	Yield.T.Mat	Price min	Price max	Closing price	Previous closing price/date	Volume	Transactions Value	Last order		ear min	Year max		
							Common	Preferred											Price	Buy / Sell			Date	
25,000	1,000.00	1,000.00	4.95	26/06/2023	5	---	1	---	1	B&F COMM. & GARM. INDUS. S.A. (Non Convertible)	---	6.7580	89.9100	96.7399	93.1000	93.5000	19/12/2018	55,000	50,900.99	91.0300	B	20/12/2018	92.3969	100.0000
90,000	1,000.00	1,000.00	3.00	11/05/2023	5	---	2	---	1	CORAL A.E. (Non Convertible)	3.7500	2.7970	---	---	---	100.6000	19/12/2018	---	---	100.6000	B	20/12/2018	100.0000	101.3500
120,000	1,000.00	1,000.00	3.95	04/04/2025	7	---	2	---	1	GEK TERNA S.A. (Non Convertible)	9.2167	3.8290	99.9000	100.1000	100.0611	99.0010	19/12/2018	54,000	54,530.70	99.0100	B	20/12/2018	98.1000	102.9900
60,000	1,000.00	1,000.00	3.85	21/07/2022	5	---	3	---	1	TERNA ENERGY FINANCE S.A. (Non Convertible)	16.7903	3.4490	100.5200	101.0000	100.6810	100.5290	19/12/2018	20,000	20,472.01	100.5400	B	20/12/2018	99.3154	103.4900
300,000	1,000.00	1,000.00	3.10	27/06/2022	5	---	3	---	1	MYTILINEOS HOLDINGS S.A. (Non Convertible)	---	2.6940	100.8222	100.9300	100.9120	100.8220	19/12/2018	54,000	54,492.50	100.7500	B	20/12/2018	100.1901	103.4800
50,000	1,000.00	1,000.00	4.35	20/06/2022	5	---	4	---	1	SYSTEMS SUNLIGHT S.A. (Non Convertible)	0.8458	4.0500	100.1000	100.1000	100.1000	100.1000	19/12/2018	4,000	4,007.38	99.7500	B	20/12/2018	98.0000	103.2000
200,000	1,000.00	1,000.00	3.50	21/03/2022	5	---	4	---	1	O.P.A.P. S.A. (Non Convertible)	9.4306	2.6410	101.6600	102.2000	102.1069	101.8410	19/12/2018	29,000	29,884.49	101.6600	B	20/12/2018	101.3000	103.1500
40,000,000	1.00	1.00	5.00	04/10/2021	5	---	9	---	1	HOUSEMARKET S.A. (Non Convertible)	0.0117	3.5220	102.6990	102.8000	102.7874	102.1000	19/12/2018	24,000	24,948.98	102.0000	B	20/12/2018	98.9369	105.1000

## Corporate Bonds Notes

Transactions Volume = (Pieces) \* (Nominal Price). Transactions Value = (Pieces) \* (Nominal Price) \* (price %) + (Accrued interest).

The price of a Bond is stated as a percentage (%) of Bond's Nominal Price.

Nominal Price in Euros (€), except if it is noted differently.

## Government Bonds

Number Listed Bonds	Nominal price	Today's Rate	Accrued Interest Calc	Exp. Date [1]	Duration (years)	Note	Coupons Date	Curr. coupon value	Trading Unit	Government Bonds	Price min	Price max	Closing price	Previous closing price/date	Volume	Transactions Value	Price	Last order Buy / Sell	Date
3,000,000	1,000.00	4.38	Actual/Actual	01/08/2022	5	---	01/08	4.38	1	GGB-FXD-010822-05Y-4.375-1,000	---	---	---	---	---	---	---	---	---
4,355,990,324	1.00	3.50	Actual/Actual	30/01/2023	5	---	01/02 - 31/01	3.50	1	GGB-FXD-300123-05Y-3.500-1.00	---	---	---	94.5720 13/07/2018	---	---	1.0000	B	28/11/2018
5,962,747,327	1.00	3.75	Actual/Actual	30/01/2028	10	---	/02 - 01/02 - 31/	3.75	1	GGB-FXD-300128-10Y-3.750-1.00	---	---	---	85.4610 13/07/2018	---	---	1.0000	B	28/11/2018
6,091,218,404	1.00	3.90	Actual/Actual	30/01/2033	15	---	/02 - 01/02 - 31/	3.90	1	GGB-FXD-300133-15Y-3.900-1.00	---	---	---	78.6730 13/07/2018	---	---	1.0000	B	28/11/2018
4,805,399,486	1.00	4.00	Actual/Actual	30/01/2037	19	---	/02 - 01/02 - 31/	4.00	1	GGB-FXD-300137-19Y-4.000-1.00	---	---	---	77.0370 13/07/2018	---	---	1.0000	B	28/11/2018
4,603,713,186	1.00	4.20	Actual/Actual	30/01/2042	24	---	/02 - 01/02 - 31/	4.20	1	GGB-FXD-300142-24Y-4.200-1.00	---	---	---	77.7640 13/07/2018	---	---	1.0000	B	28/11/2018
550,418,123	1.00	3.00	Actual/Actual	24/02/2023	11	---	24/02	3.00	1	GGB-FXD-240223-11Y-2.000-1.00	---	---	---	10.0000 22/06/2015	---	---	---	---	---
445,007,576	1.00	3.00	Actual/Actual	24/02/2024	12	---	24/02	3.00	1	GGB-FXD-240224-12Y-2.000-1.00	---	---	---	10.0000 22/06/2015	---	---	---	---	---
423,674,226	1.00	3.00	Actual/Actual	24/02/2025	13	---	24/02	3.00	1	GGB-FXD-240225-13Y-2.000-1.00	---	---	---	10.0000 22/06/2015	---	---	---	---	---
212,292,153	1.00	3.00	Actual/Actual	24/02/2026	14	---	24/02	3.00	1	GGB-FXD-240226-14Y-2.000-1.00	---	---	---	10.0000 22/06/2015	---	---	---	---	---
160,621,352	1.00	3.00	Actual/Actual	24/02/2027	15	---	24/02	3.00	1	GGB-FXD-240227-15Y-2.000-1.00	---	---	---	10.0000 22/06/2015	---	---	---	---	---
183,244,055	1.00	3.00	Actual/Actual	24/02/2028	16	---	24/02	3.00	1	GGB-FXD-240228-16Y-2.000-1.00	---	---	---	10.0000 22/06/2015	---	---	---	---	---
164,802,894	1.00	3.00	Actual/Actual	24/02/2029	17	---	24/02	3.00	1	GGB-FXD-240229-17Y-2.000-1.00	---	---	---	10.0000 22/06/2015	---	---	---	---	---
165,460,943	1.00	3.00	Actual/Actual	24/02/2030	18	---	24/02	3.00	1	GGB-FXD-240230-18Y-2.000-1.00	---	---	---	10.0000 22/06/2015	---	---	---	---	---
129,007,241	1.00	3.00	Actual/Actual	24/02/2031	19	---	24/02	3.00	1	GGB-FXD-240231-19Y-2.000-1.00	---	---	---	10.0000 22/06/2015	---	---	---	---	---
126,192,683	1.00	3.00	Actual/Actual	24/02/2032	20	---	24/02	3.00	1	GGB-FXD-240232-20Y-2.000-1.00	---	---	---	10.0000 22/06/2015	---	---	---	---	---
146,905,168	1.00	3.00	Actual/Actual	24/02/2033	21	---	24/02	3.00	1	GGB-FXD-240233-21Y-2.000-1.00	---	---	---	10.0000 22/06/2015	---	---	---	---	---
154,475,606	1.00	3.00	Actual/Actual	24/02/2034	22	---	24/02	3.00	1	GGB-FXD-240234-22Y-2.000-1.00	---	---	---	10.0000 22/06/2015	---	---	---	---	---
144,429,441	1.00	3.00	Actual/Actual	24/02/2035	23	---	24/02	3.00	1	GGB-FXD-240235-23Y-2.000-1.00	---	---	---	10.0000 22/06/2015	---	---	---	---	---
166,211,676	1.00	3.00	Actual/Actual	24/02/2036	24	---	24/02	3.00	1	GGB-FXD-240236-24Y-2.000-1.00	---	---	---	10.0000 22/06/2015	---	---	---	---	---
145,461,669	1.00	3.00	Actual/Actual	24/02/2037	25	---	24/02	3.00	1	GGB-FXD-240237-25Y-2.000-1.00	---	---	---	10.0000 22/06/2015	---	---	---	---	---
146,941,087	1.00	3.00	Actual/Actual	24/02/2038	26	---	24/02	3.00	1	GGB-FXD-240238-26Y-2.000-1.00	---	---	---	10.0000 22/06/2015	---	---	---	---	---
135,115,612	1.00	3.00	Actual/Actual	24/02/2039	27	---	24/02	3.00	1	GGB-FXD-240239-27Y-2.000-1.00	---	---	---	10.0000 22/06/2015	---	---	---	---	---
141,909,637	1.00	3.00	Actual/Actual	24/02/2040	28	---	24/02	3.00	1	GGB-FXD-240240-28Y-2.000-1.00	---	---	---	10.0000 22/06/2015	---	---	---	---	---
136,788,720	1.00	3.00	Actual/Actual	24/02/2041	29	---	24/02	3.00	1	GGB-FXD-240241-29Y-2.000-1.00	---	---	---	10.0000 22/06/2015	---	---	---	---	---
163,643,410	1.00	3.00	Actual/Actual	24/02/2042	30	---	24/02	3.00	1	GGB-FXD-240242-30Y-2.000-1.00	---	---	---	10.0000 22/06/2015	---	---	---	---	---
742,153	1,000.00	0.93	FLR Actual/360	10/08/2019	5	---	10/02 - 10/08	---	1	GGB-FLT-100819-05Y-0.934-1,000	---	---	---	---	---	---	50.0001	B	12/12/2017
3,000,000	1,000.00	3.38	Actual/Actual	15/02/2025	7	---	15/02	3.38	1	GGB-FXD-150225-07Y-3.375-1,000	---	---	---	---	---	---	---	---	---
2,456,470	1,000.00	4.75	Actual/Actual	17/04/2019	5	---	17/04	4.75	1	GGB-FXD-170419-05Y-4.750-1,000	---	---	---	---	---	---	---	---	---

## Government Bonds Notes

Transactions Volume = (Pieces) \* (Nominal Price). Transactions Value = (Pieces) \* (Nominal Price) \* (price %) + (Accrued interest).

The Value of current coupon for the issues with NV 0.01 euro refers to NV 100 euros

FLR: Floating Interest Rate.

[1] - The Expiration Date of the interest bearing period and the Date for coupon payment.



## Treasury Bills &amp; Zero Coupon Government Bonds

Issue Date	13-Week Maturity									26-Week Maturity									52-Week Maturity								
	Exp. Date	Initial Rate	Num Listed Bonds	Nominal price	Issue price	Last Trade Price	Last Trade Date	Volume Traded	Note	Exp. Date	Initial Rate	Num Listed Bonds	Nominal price	Issue price	Last Trade Price	Last Trade Date	Volume Traded	Note	Exp. Date	Initial Rate	Num Listed Bonds	Nominal price	Issue price	Last Trade Price	Last Trade Date	Volume Traded	Note
16/03/2018	---	---	---	---	---	---	---	---	---	---	---	---	---	---	---	---	---	---	15/03/2019	1.25	1,000,000	1,000.00	987.52	---	---	---	---
15/06/2018	---	---	---	---	---	---	---	---	---	---	---	---	---	---	---	---	---	---	14/06/2019	1.09	1,000,000	1,000.00	989.10	---	---	---	---
14/09/2018	---	---	---	---	---	---	---	---	---	---	---	---	---	---	---	---	---	---	13/09/2019	1.09	1,000,000	1,000.00	989.10	---	---	---	---

Bonds in Circulation	Currency / Min nominal traded Value	Coupons Payment Date	Current Coupon Value	Note	Coupon	Trading Unit	Issue Date	Duration (years)	Today's Interest	A.I.C in days	Bonds	Last price of previous days		Last Outcry in Cash (euro)		Trades in Pieces	Life min	Life Max	
												Price	Buy / Sell	Price	Buy / Sell				
<b>Corporate Bonds in Foreign Currency and Euro</b>																			
103,746	GBP / 10	01/12	0.25	---	60	1	01/12/1930	98	2.5	360	National Mortgage Bank	2.27	05/02/1996	2.27	S	05/02/1996	---	2.27	2.27
0	GBP / 10	01/12	0.25	---	62	1	01/12/1928	100	2.5	360	National Mortgage Bank	---	---	---	---	---	---	---	---

## Government Bonds Notes

A.I.C: Accrued Interest Calculation base.

FLR: Floating Interest Rate.

The minimum tradeable Nominal Value for all Demeterialised Government Titles is 100 Euros.

(μτφρ-0)

**Athex & ATHEXClear Members List**

Member Name	Stock Market			Derivatives Market		ATHEXClear Member				
	Address	Phone	Fax	Market Member	Remote Member	Market Maker	Proprietary	Market Maker	General Clearing	Direct Clearing
A. SARRIS SECURITIES S.A.				a						
6, DRAGATSANIOU ATHINA	+30 2103367700	210-3312324								
ALPHA BANK A.E.									a	
40, STADIOU STR ATHINA	(210)-3260000 (210)-3265546	(210)-3264116 (210)-3265811								
103, AVE. ATHINON ATHINA	+30 2103436820	210-3436270								
ALPHA FINANCE INVESTMENT SERVICES S.A.				a		a	a	a		a
5, MERLIN ATHINA	+30 2103677400	210-33311193								
ARDU PRIME SECURITIES S.A.				a			a			
12-14, KARAGIORGI SERVIAS ATHINA	+30 2103800820	210-3000854								
ARGUS STOCKBROKERS LTD				a	a		a			
25, DIMOSTHENI SEVERI AVE NICOSIA	+357 22717000	0035722717070								
ATLANTIC SECURITIES LIMITED				a	a					
37, PRODROMOU NICOSIA	+357 22445400	00357 22661914								
AXIA VENTURES GROUP LTD				a	a					
, KRANIDIOTI 10, OFFICE 102 NICOSIA	+357 22742000	357 22742001								
AXON SECURITIES S.A.				a			a			
48, STADIOU ATHINA	+30 2103363800	210-3243903								
BANK OF AMERICA MERRILL LYNCH				a	a					
2, KING EDWARD STREET LONDON	+44 20276281000									
BETA SECURITIES S.A.				a		a	a			a
29, ALEXANDRAS AVEN. & VRAILA ATHINA	+30 2106478900	210-6410139								
BNP PARIBAS SECURITIES SERVICES									a	
2, LAMPSAKOU ATHINA	+30 2107468500	210-7468579-581								
CAPITAL SECURITIES S.A.				a			a			
58, MITROPOLEOS ATHINA	+30 2103369700	+30 210 3369820								
CFS SECURITIES-INVESTMENT SERVICES S.A.				a						
3, PAPARRIGOPOULOU ATHINA	+30 2103360800	+30 210-3360980								
CITIGROUP GLOBAL MARKET LTD				a	a					
1, CITIGROUP CENTER, CANADA SQ., CANARY WHARF LONDON	+44 02079864000									
CREDIT SUISSE SECURITIES (EUROPE) LIMITED				a	a					
1, CABOT SQUARE LONDON	+44 2078888888									
CYCLOS SECURITIES S.A.				a			a			a
39, PANEPISTIMIOU ATHINA	+30 2103364300	+30 210-3239122								
DEUTSCHE BANK S.A.				a	a		a			
1, GREAT WINCHESTER STREET LONDON	+44 20 754 54209	00441133361437								
DYNAMIC SECURITIES S.A.				a			a			a
, SYGROU AVENUE 223 & TRALLEON 2 NEA SMYRNI	+30 2103677700	210-3677777								
EUROBANK EQUITIES INVESTMENT FIRM S.A				a		a	a	a		a
, FILELLINON 10 & XENOFONTOS 13 ATHINA	+30 2103720000	210-3720001								
EUROBANK ERGASIAS S.A.									a	
8, OTHONOS STR. ATHINA	(210)-3337969 (210)-3337000	(210)-3245916 (210)-3233866								
8, OTHONOS ATHINA	+30 2103337000	210-3245916								
EUROCORP INVESTMENT SERVICES S.A.				a			a			a
14, FILIKIS ETERIAS SQ, ATHINA	+30 2107263500	2107263666								
EUOTRUST INVESTMENT FIRM SA				a						
113, SEVASTOPOLEOS ATHINA	+30 2103363100	+30 210-3238334								
EUROXX SECURITIES S.A.				a		a	a	a		a
7, PALAIOLOGOU CHALANDRI	(210)-6879400	(210)-6879401								
7, PALEOLOGOU CHALANDRI	+30 2106879400	210-6879401								
G. A. PERVANAS SECURITIES-INVESTMENT SERVICES CO S.A.				a						
7-9, SOFOKLEOUS ATHINA	+30 2103727200	210-3210-291								
GLOBAL CAPITAL SECURITIES AND FINANCIAL SERVICES LTD				a	a					
50, AVE. ARCHIEPISKOPOU MAKARIOU NICOSIA	+357 22710710	357 22339332								
HELLENIC BANK (INVESTMENTS) LTD					a					
, AVE.KYRIAKOU MATSI 31 - PO BOX 24747 NICOSIA	+357 22500100	357 22500110								
HELLENIC-AMERICAN SECURITIES S.A.				a		a	a			a
27, ANDREA PAPANDEROU ATHINA	+30 2103311100	+30 210-3215968								
HSBC FRANCE									a	
109-111, AVE. MESOGION ATHINA	+30 2106960000	210-6929336								
INDEX SECURITIES S.A.				a						
6, DRAGATSANIOU ATHINA	+30 2103213920	+30 210-3213216								

**Athex & ATHEXClear Members List**

Member Name				Stock Market			Derivatives Market		ATHEXCclear Member	
	Address	Phone	Fax	Market Member	Remote Member	Market Maker	Proprietary	Market Maker	General Clearing	Direct Clearing
INVESTMENT BANK OF GREECE S.A.				a		a	a	a	a	
32 , EGIALIAS & PARADISOU MAROUSI	+30 2108173111	+30 210-6896325								
J. CHR. MAVRIKIS SECURITIES S.A.				a						
5, SOFOKLEOUS ATHINA	+30 2103216730	210-3217767								
KAPPA SECURITIES S.A.				a			a			
15, VALAORITOU ATHINA	+30 2103678600	+30 210-3641002								
KARAMANOF SECURITIES AND INVESTMENT SERVICES S.A.				a			a			
2, SQ. AGION THEODORON ATHINA	+30 2103212947	+30 210-3217088								
LAIKI FINANCIAL SERVICES LTD					a					
26, AVE. VYRONOS NICOSIA	357 22367367	357 22718567								
LEON DEPOLAS SECURITIES S.A.				a		a	a			
1, CHRISTOU LADA ATHINA	+30 2103213276	+30 210-3211618								
MEGA EQUITY SECURITIES & FINANCIAL SERVICES PUBLIC LTD				a	a		a			
42-44, AVE. GRIVA DIGENI NICOSIA	+357 22711711	357 22711811								
MERIT SECURITIES S.A.				a		a	a			a
5, SOFOKLEOUS ATHINA	+30 2141008800	210-6971830								
N. CHRYSOCHOIDIS STOCK BROKERAGE I.S.S.A.				a			a			a
7-9, SOFOKLEOUS ATHINA	+30 2103213913	+30 210-3216115								
NATIONAL BANK OF GREECE S.A.				a		a	a		a	
68, AKADIMIAS STR. ATHINA	(210)-3328817	(210)-3328678								
86, AILOU STR. ATHINA	(210)-3341000	(210)-3228187								
NATIONAL SECURITIES S.A.				a		a	a	a		
66, KIFISIAS AVE , BUILDING A ATHINA	+30 2107720000	+30 210-7720002								
NUNTIUS BROKERAGE AND INVESTMENT SERVICES S.A.				a						
6, DRAGATSANIOU ATHINA	+30 2103350599	+30210-3254846								
ONE PLUS CAPITAL LIMITED				a	a					
, 75 PRODROMOU AVENUE, ONEWORLD PARKVIEW HOUSE, 3RD FLOOR, 22873760										
PANTELAKIS SECURITIES S.A.				a		a	a	a		
57, ETHNIKIS ANTISTASIS B CHALANDRI	+30 2106965000	210-6929550								
PEGASUS SECURITIES S.A.				a			a			
17 , VALAORITOU & AMERIKIS ATHINA	+30 2103670700	+30 210-3670760								
PIRAEUS BANK S.A.				a			a		a	
4, AMERIKIS STR ATHINA	(210)-3335918	(210)-3254207								
4, AMERIKIS STR. ATHINA	(210)-3335000	(210)-3335079								
4, AMERIKIS ATHINA	+30 2103335000	210-3335079								
PIRAEUS SECURITIES S.A.				a		a	a	a		a
10, STADIOU ATHINA	+30 2103354100	210-3354170								
PRELIUM INVESTMENT SERVICES S.A.				a			a			
342, KIFISIAS ATHINA	+30 2103677044	+30 210-6926403								
PROCHOICE SECURITIES LTD				a	a					
57, SPYROU KYPRIANOY NICOSIA	+357-24-661192	+357-24-662464								
SHARELINK SECURITIES-FINANCIAL SERVICES LTD				a	a		a			
6 , THEOTOKI MEGARO ELLINA NICOSIA	+357 22554200	+357 22750852								
SOCIETE GENERALE S.A.				a	a		a			
, 17 COURS VALMY 92987 PUTEAUX - LA DEFENSE PARIS	+33 157290504	+33142138697								
SOLIDUS SECURITIES S.A				a			a			a
64, LOUIZIS RIANCOUR ATHINA	+30 2106900600	210-6985421								
ST. EM. LAVRENTAKIS SECURITIES S.A.				a			a			
7-9, SOFOKLEOUS ATHINA	+30 2103213336	+30 210-3246572								
THE CYPRUS INVESTMENT & SECURITIES CORPORATION LTD				a	a					
154, LIMASSOL AVENUE, STROVOLOS NICOSIA	+357 22121700	357 22338800								
UBS LIMITED				a	a					
1 , FINSBURY AVENUE LONDON	+44 2075687135									

List of Stocks under Market Making operations

Securities	Market Maker	Start Market Making	Stock Category	Suspension Status
<b>FOLLI FOLLIE (CR)</b>				
	NATIONAL SECURITIES S.A	17/02/2014		
	PIRAEUS SECURITIES S.A.	04/05/2015		
<b>ADMIE (IPTO) HOLDING S.A. (CR)</b>			Main Market	
	PIRAEUS SECURITIES S.A.	29/06/2017		
<b>ALPHA BANK (CR)</b>			Main Market	
	ALPHA FINANCE INVESTMENT SERVICES S.A.	29/02/2016		
	EUROBANK EQUITIES INVESTMENT FIRM S.A	24/10/2012		
	LEON DEPOLAS SECURITIES S.A.	04/01/2016		
	MERIT SECURITIES S.A	03/09/2013		
	NATIONAL SECURITIES S.A	15/01/2013		
	PIRAEUS SECURITIES S.A.	28/05/2013		
<b>ALUMIL (CR)</b>			Main Market	
	BETA SECURITIES S.A.	18/07/2013		
<b>ATTICA BANK S.A. (CR)</b>			Main Market	
	BETA SECURITIES S.A.	02/06/2014		
	EUROXX SECURITIES S.A.	22/01/2016		
	PIRAEUS SECURITIES S.A.	20/09/2017		
<b>ATTICA HOLDINGS (CR)</b>			Main Market	
	HELLENIC-AMERICAN SECURITIES S.A.	28/12/2017		
<b>AUTOHELLAS SA (CR)</b>			Main Market	
	EUROXX SECURITIES S.A.	02/07/2018		
<b>BYTE COMPUTER SA (CR)</b>			Main Market	
	MERIT SECURITIES S.A	04/08/2013		
<b>CC HBC AG (CR)</b>			Main Market	
	EUROBANK EQUITIES INVESTMENT FIRM S.A	23/10/2013		
	NATIONAL SECURITIES S.A	29/04/2013		
	PIRAEUS SECURITIES S.A.	04/05/2015		
<b>CENERGY HOLDINGS (CB)</b>			Main Market	
	ALPHA FINANCE INVESTMENT SERVICES S.A.	02/01/2017		
	EUROBANK EQUITIES INVESTMENT FIRM S.A	02/01/2017		
<b>CNL CAPITAL (CR)</b>			Main Market	
	MERIT SECURITIES S.A	01/10/2018		
<b>EKTER SA (CR)</b>			Main Market	
	EUROBANK EQUITIES INVESTMENT FIRM S.A	16/10/2017		
	LEON DEPOLAS SECURITIES S.A.	21/05/2018		
<b>ELASTRON (CR)</b>			Main Market	
	LEON DEPOLAS SECURITIES S.A.	20/02/2017		
<b>ELLAKTOR (CR)</b>			Main Market	
	EUROBANK EQUITIES INVESTMENT FIRM S.A	01/06/2013		
	EUROXX SECURITIES S.A.	24/09/2018		
	NATIONAL SECURITIES S.A	25/06/2013		
	PIRAEUS SECURITIES S.A.	22/10/2018		
<b>ELTON SA (CR)</b>			Main Market	
	BETA SECURITIES S.A.	03/09/2013		
<b>ELVALHALCOR (CB)</b>			Main Market	
	ALPHA FINANCE INVESTMENT SERVICES S.A.	07/05/2018		
	EUROBANK EQUITIES INVESTMENT FIRM S.A	07/05/2018		
<b>EUROBANK ERGASIAS (CR)</b>			Main Market	
	ALPHA FINANCE INVESTMENT SERVICES S.A.	08/01/2013		
	EUROBANK EQUITIES INVESTMENT FIRM S.A	01/06/2013		
	HELLENIC-AMERICAN SECURITIES S.A.	25/07/2014		
	MERIT SECURITIES S.A	06/11/2017		
	NATIONAL SECURITIES S.A	01/01/2017		
	PIRAEUS SECURITIES S.A.	28/09/2013		
<b>FOURLIS (CR)</b>			Main Market	
	EUROBANK EQUITIES INVESTMENT FIRM S.A	01/12/2016		
	EUROXX SECURITIES S.A.	01/12/2016		
	PIRAEUS SECURITIES S.A.	06/03/2017		
<b>GEK TERNA (CR)</b>			Main Market	
	HELLENIC-AMERICAN SECURITIES S.A.	07/09/2015		
<b>GR. SARANTIS S.A. (CR)</b>			Main Market	
	ALPHA FINANCE INVESTMENT SERVICES S.A.	19/06/2018		
	BETA SECURITIES S.A.	14/05/2013		
	EUROBANK EQUITIES INVESTMENT FIRM S.A	24/10/2016		
<b>GRIVALIA PROPERTIES (CR)</b>			Main Market	
	EUROBANK EQUITIES INVESTMENT FIRM S.A	20/09/2017		

List of Stocks under Market Making operations

Securities	Market Maker	Start Market Making	Stock Category
<b>HELLENIC EXCHANGES-A.S.E. (CR)</b>			Main Market
	HELLENIC-AMERICAN SECURITIES S.A.	01/09/2014	
	NATIONAL SECURITIES S.A.	25/06/2013	
	PIRAEUS SECURITIES S.A.	04/05/2015	
<b>HELLENIC PETROLEUM (CR)</b>			Main Market
	HELLENIC-AMERICAN SECURITIES S.A.	14/09/2015	
	PIRAEUS SECURITIES S.A.	20/03/2017	
<b>HYGEIA SA (CR)</b>			Main Market
	HELLENIC-AMERICAN SECURITIES S.A.	18/04/2016	
<b>INTRACOM CONSTR. (CR)</b>			Main Market
	MERIT SECURITIES S.A.	05/06/2018	
<b>INTRACOM HOLDINGS (CR)</b>			Main Market
	ALPHA FINANCE INVESTMENT SERVICES S.A.	03/08/2018	
	LEON DEPOLAS SECURITIES S.A.	08/10/2018	
<b>INTRALOT (CR)</b>			Main Market
	ALPHA FINANCE INVESTMENT SERVICES S.A.	03/07/2017	
	EUROBANK EQUITIES INVESTMENT FIRM S.A.	18/12/2017	
	HELLENIC-AMERICAN SECURITIES S.A.	30/05/2018	
	PANTELAKIS SECURITIES S.A.	07/05/2018	
	PIRAEUS SECURITIES S.A.	28/09/2013	
<b>J &amp; P - AVAX SA (CR)</b>			Main Market
	EUROBANK EQUITIES INVESTMENT FIRM S.A.	14/12/2015	
<b>JUMBO SA (CR)</b>			Main Market
	MERIT SECURITIES S.A.	06/11/2017	
	PIRAEUS SECURITIES S.A.	06/03/2017	
<b>KLOUKINAS - LAPPAS SA (CR)</b>			Main Market
	BETA SECURITIES S.A.	22/09/2014	
<b>KRI-KRI S.A. (CR)</b>			Main Market
	EUROBANK EQUITIES INVESTMENT FIRM S.A.	07/05/2018	
	LEON DEPOLAS SECURITIES S.A.	16/01/2017	
<b>LAMDA DEVELOPMENT SA (CR)</b>			Main Market
	EUROBANK EQUITIES INVESTMENT FIRM S.A.	08/12/2014	
	PANTELAKIS SECURITIES S.A.	06/11/2017	
	PIRAEUS SECURITIES S.A.	29/06/2017	
<b>LAMPSPA HOTEL SA (CR)</b>			Main Market
	LEON DEPOLAS SECURITIES S.A.	16/01/2017	
<b>MARFIN INVESTMENT GROUP (CR)</b>			Main Market
	HELLENIC-AMERICAN SECURITIES S.A.	25/07/2014	
	LEON DEPOLAS SECURITIES S.A.	20/02/2017	
	PIRAEUS SECURITIES S.A.	02/02/2013	
<b>MLS MULTIMEDIA SA (CR)</b>			Main Market
	HELLENIC-AMERICAN SECURITIES S.A.	07/12/2015	
<b>MOTOR OIL (CR)</b>			Main Market
	HELLENIC-AMERICAN SECURITIES S.A.	01/09/2014	
	NATIONAL SECURITIES S.A.	17/02/2014	
	PIRAEUS SECURITIES S.A.	04/05/2015	
<b>MYTILINEOS HOLDINGS (CR)</b>			Main Market
	EUROBANK EQUITIES INVESTMENT FIRM S.A.	20/09/2017	
	NATIONAL SECURITIES S.A.	25/06/2013	
	PIRAEUS SECURITIES S.A.	04/05/2015	
<b>NATIONAL BANK (CR)</b>			Main Market
	ALPHA FINANCE INVESTMENT SERVICES S.A.	08/01/2013	
	EUROBANK EQUITIES INVESTMENT FIRM S.A.	24/10/2012	
	HELLENIC-AMERICAN SECURITIES S.A.	25/07/2014	
	LEON DEPOLAS SECURITIES S.A.	20/04/2015	
	MERIT SECURITIES S.A.	03/09/2013	
	NATIONAL SECURITIES S.A.	28/02/2013	
	PIRAEUS SECURITIES S.A.	08/09/2013	
<b>OPAP (CR)</b>			Main Market
	ALPHA FINANCE INVESTMENT SERVICES S.A.	08/01/2013	
	EUROBANK EQUITIES INVESTMENT FIRM S.A.	24/10/2012	
	HELLENIC-AMERICAN SECURITIES S.A.	25/07/2014	
	MERIT SECURITIES S.A.	20/03/2017	
	NATIONAL SECURITIES S.A.	15/01/2013	
	PIRAEUS SECURITIES S.A.	04/05/2015	

List of Stocks under Market Making operations

Securities	Market Maker	Start Market Making	Stock Category
<b>OTE (CR)</b>			<b>Main Market</b>
	ALPHA FINANCE INVESTMENT SERVICES S.A.	08/01/2013	
	EUROBANK EQUITIES INVESTMENT FIRM S.A	24/10/2012	
	HELLENIC-AMERICAN SECURITIES S.A.	25/07/2014	
	MERIT SECURITIES S.A	20/03/2017	
	NATIONAL SECURITIES S.A	01/12/2012	
	PIRAEUS SECURITIES S.A.	08/09/2013	
<b>PAPOUTSANIS (CR)</b>			<b>Main Market</b>
	BETA SECURITIES S.A.	25/11/2013	
<b>PETROPOULOS PETROS (CR)</b>			<b>Main Market</b>
	BETA SECURITIES S.A.	28/05/2013	
<b>PIRAEUS BANK (CR)</b>			<b>Main Market</b>
	EUROBANK EQUITIES INVESTMENT FIRM S.A	23/10/2012	
	EUROXX SECURITIES S.A.	15/02/2016	
	MERIT SECURITIES S.A	16/09/2013	
	NATIONAL SECURITIES S.A	02/06/2013	
	PIRAEUS SECURITIES S.A.	16/02/2013	
<b>PLAISIO COMPUTERS SA (CR)</b>			<b>Main Market</b>
	BETA SECURITIES S.A.	05/05/2014	
	EUROBANK EQUITIES INVESTMENT FIRM S.A	02/03/2015	
<b>PPC (CR)</b>			<b>Main Market</b>
	ALPHA FINANCE INVESTMENT SERVICES S.A.	08/01/2013	
	ALPHA FINANCE INVESTMENT SERVICES S.A.	23/07/2018	
	EUROBANK EQUITIES INVESTMENT FIRM S.A	23/10/2012	
	HELLENIC-AMERICAN SECURITIES S.A.	28/12/2017	
	MERIT SECURITIES S.A	06/11/2017	
	NATIONAL SECURITIES S.A	26/03/2013	
	PIRAEUS SECURITIES S.A.	28/09/2013	
<b>QUALITY &amp; RELIABILITY SA (CR)</b>			<b>Main Market</b>
	BETA SECURITIES S.A.	20/08/2014	
<b>QUEST HOLDINGS (CR)</b>			<b>Main Market</b>
	BETA SECURITIES S.A.	26/03/2018	
<b>S.KANAKIS SA (CR)</b>			<b>Main Market</b>
	BETA SECURITIES S.A.	01/10/2013	
<b>THRACE PLASTICS SA (CR)</b>			<b>Main Market</b>
	ALPHA FINANCE INVESTMENT SERVICES S.A.	26/03/2018	
	EUROBANK EQUITIES INVESTMENT FIRM S.A	26/03/2018	
<b>TITAN CEMENT (CR)</b>			<b>Main Market</b>
	NATIONAL SECURITIES S.A	17/02/2014	
	PIRAEUS SECURITIES S.A.	04/05/2015	
<b>VIOHALCO SA/IV (CB)</b>			<b>Main Market</b>
	ALPHA FINANCE INVESTMENT SERVICES S.A.	17/02/2014	
	EUROBANK EQUITIES INVESTMENT FIRM S.A	01/01/2017	
	MERIT SECURITIES S.A	17/03/2014	

Underlying Asset				Derivatives Market														
Price max	Price min	Closing price	change	Delivery Month	Open price	Price max	Price min	Last price	Closing price	Last Bid	Last Ask	Fixing price*	Life high	Life low	Trades	Volume	Open Interest	
FTSE/Athex Large Cap <span style="float: right;">(Trade Unit: 1 Index Point x 2€, Cash Settlement)</span>																		
1,625.73	1,597.27	1,610.47	-0.94%	December 2018	1,610.00	1,618.75	1,601.25	1,609.75	1,609.75	---	---	1,602.00	1,741.00	---	164	1,471	1,290	
				January 2019	1,610.00	1,619.00	1,600.00	1,610.00	1,610.00	---	---	1,602.75	---	1,755.00	---	149	1,191	4,394
				February 2019	1,616.50	1,617.50	1,606.25	1,615.00	1,615.00	---	---	1,602.50	1,676.00	---	10	111	180	
				March 2019	---	---	---	---	1,633.50	---	---	---	---	---	---	---	---	
				June 2019	---	---	---	---	1,642.25	---	---	---	---	---	---	---	---	
				September 2019	---	---	---	---	1,650.50	---	---	---	---	---	---	---	---	

## Derivatives notes

Fixing prices and final open positions can be retrieved from the following path <http://www.helex.gr/el/web/guest/statistics-end-of-day-derivatives>



Underlying Asset				Derivatives Market														
Price max	Price min	Closing price	change	Delivery Month	Open price	Price max	Price min	Last price	Closing price	Last Bid	Last Ask	Fixing price*	Life high	Life low	Trades	Volume	Open Interest	
<b>ADMIE (IPTO) HOLDING S.A. (CR)</b>				(Contract Size: 100 Securities, Physical Delivery)														
1.608	1.57	1.596	1.01%	December 2018	1.59	1.60	1.59	1.59	1.59	---	---	1.61	1.74	---	47	946	2,894	
				March 2019	1.61	1.61	1.59	1.61	1.61	---	---	1.62	---	1.67	---	31	913	8,784
				June 2019	---	---	---	---	1.60	---	---	---	---	---	---	---	---	
				September 2019	---	---	---	---	1.60	---	---	---	---	---	---	---	---	
<b>ALPHA BANK (CR)</b>				(Contract Size: 100 Securities, Physical Delivery)														
1.12	1.074	1.08	-3.57%	December 2018	1.11	1.11	1.07	1.08	1.08	---	---	1.08	1.70	---	145	8,784	13,581	
				March 2019	1.13	1.13	1.08	1.10	1.10	---	---	1.09	---	1.44	---	185	5,914	18,595
				June 2019	---	---	---	---	1.13	---	---	---	---	---	---	---	---	
				September 2019	---	---	---	---	1.14	---	---	---	---	---	---	---	---	
<b>ATTICA BANK S.A. (CR)</b>				(Contract Size: 100 Securities, Physical Delivery)														
0.1206	0.118	0.1184	-1.99%	December 2018	0.120	0.120	0.109	0.109	0.109	---	---	0.116	0.176	---	6	160	29	
				March 2019	0.110	0.110	0.110	0.110	0.110	---	---	0.117	---	0.123	---	2	66	223
				June 2019	---	---	---	---	0.122	---	---	---	---	---	---	---	---	
				September 2019	---	---	---	---	0.123	---	---	---	---	---	---	---	---	
<b>CC HBC AG (CR)</b>				(Contract Size: 100 Securities, Physical Delivery)														
27.1	26.05	26.54	0.08%	December 2018	25.90	26.95	25.90	26.71	26.71	---	---	26.61	29.55	---	25	76	104	
				March 2019	25.84	27.00	25.84	26.62	26.62	---	---	26.62	---	27.65	---	24	56	139
				June 2019	---	---	---	---	26.79	---	---	---	---	---	---	---	---	
				September 2019	---	---	---	---	26.93	---	---	---	---	---	---	---	---	
<b>CENERGY HOLDINGS (CB)</b>				(Contract Size: 100 Securities, Physical Delivery)														
1.23	1.204	1.212	-2.73%	December 2018	1.23	1.23	1.21	1.22	1.22	---	---	1.22	1.29	---	28	979	606	
				March 2019	1.24	1.24	1.22	1.23	1.23	---	---	1.23	---	1.29	---	27	1,065	4,155
				June 2019	---	---	---	---	1.26	---	---	---	---	---	---	---	---	
				September 2019	---	---	---	---	1.27	---	---	---	---	---	---	---	---	
<b>ELLAKTOR (CR)</b>				(Contract Size: 100 Securities, Physical Delivery)														
1.348	1.32	1.348	0.60%	December 2018	1.34	1.34	1.33	1.34	1.34	---	---	1.34	1.79	---	69	1,344	974	
				March 2019	1.35	1.37	1.33	1.37	1.37	---	---	1.35	---	1.51	---	62	1,277	4,203
				June 2019	---	---	---	---	1.35	---	---	---	---	---	---	---	---	
				September 2019	---	---	---	---	1.36	---	---	---	---	---	---	---	---	
<b>EUROBANK ERGASIAS (CR)</b>				(Contract Size: 100 Securities, Physical Delivery)														
0.505	0.492	0.5025	-0.10%	December 2018	0.503	0.507	0.490	0.500	0.500	---	---	0.496	0.716	---	355	22,394	19,873	
				March 2019	0.488	0.511	0.487	0.503	0.503	---	---	0.501	---	0.596	---	271	23,025	53,289
				June 2019	---	---	---	---	0.508	---	---	---	---	---	---	---	---	
				September 2019	---	---	---	---	0.511	---	---	---	---	---	---	---	---	

## Derivatives notes

Fixing prices and final open positions can be retrieved from the following path <http://www.helex.gr/el/web/guest/statistics-end-of-day-derivatives>

Underlying Asset				Derivatives Market														
Price max	Price min	Closing price	change	Delivery Month	Open price	Price max	Price min	Last price	Closing price	Last Bid	Last Ask	Fixing price*	Life high	Life low	Trades	Volume	Open Interest	
<b>EYDAP S.A. (CR)</b>				(Contract Size: 100 Securities, Physical Delivery)														
5.04	4.84	4.9	-1.11%	December 2018	4.96	4.96	4.83	4.84	4.84	---	---	4.84	5.53	---	26	334	55	
				March 2019	5.01	5.01	4.85	4.85	4.85	---	---	4.88	---	5.23	---	29	343	623
				June 2019	---	---	---	---	5.01	---	---	---	---	---	---	---	---	
				September 2019	---	---	---	---	5.03	---	---	---	---	---	---	---	---	
<b>FOURLIS (CR)</b>				(Contract Size: 100 Securities, Physical Delivery)														
4.215	4.035	4.15	-1.43%	December 2018	4.14	4.14	4.10	4.10	4.10	---	---	4.16	5.77	---	15	42	125	
				March 2019	4.14	4.19	4.11	4.13	4.13	---	---	4.17	---	4.57	---	9	46	78
				June 2019	---	---	---	---	4.25	---	---	4.14	---	4.55	---	---	---	
				September 2019	---	---	---	---	4.27	---	---	---	---	---	---	---	---	
<b>GEK TERNA (CR)</b>				(Contract Size: 100 Securities, Physical Delivery)														
4.2	4.07	4.17	-0.71%	December 2018	4.11	4.18	4.10	4.18	4.18	---	---	4.16	5.30	---	38	346	1,707	
				March 2019	4.24	4.24	4.10	4.13	4.13	---	---	4.19	---	4.66	---	69	487	4,776
				June 2019	---	---	---	---	4.24	---	---	---	---	---	---	---	---	
				September 2019	---	---	---	---	4.26	---	---	---	---	---	---	---	---	
<b>GRIVALIA PROPERTIES (CR)</b>				(Contract Size: 100 Securities, Physical Delivery)														
8.22	7.99	8.15	0.00%	December 2018	8.04	8.04	8.04	8.04	8.04	---	---	8.13	9.39	---	3	18	171	
				March 2019	8.07	8.09	8.07	8.09	8.09	---	---	8.16	---	9.30	---	2	13	79
				June 2019	---	---	---	---	8.23	---	---	---	---	---	---	---	---	
				September 2019	---	---	---	---	8.27	---	---	---	---	---	---	---	---	
<b>HELLENIC EXCHANGES-A.S.E. (CR)</b>				(Contract Size: 100 Securities, Physical Delivery)														
3.79	3.625	3.78	2.44%	December 2018	3.69	3.78	3.63	3.78	3.78	---	---	3.79	4.52	---	32	128	288	
				March 2019	3.68	3.79	3.66	3.79	3.79	---	---	3.81	---	4.10	---	21	104	543
				June 2019	---	---	---	---	3.73	---	---	---	---	---	---	---	---	
				September 2019	---	---	---	---	3.75	---	---	---	---	---	---	---	---	
<b>HELLENIC PETROLEUM (CR)</b>				(Contract Size: 100 Securities, Physical Delivery)														
7.71	7.36	7.66	2.82%	December 2018	6.71	7.65	6.71	7.64	7.64	---	---	7.67	7.87	---	83	327	286	
				March 2019	7.48	7.72	7.41	7.64	7.64	---	---	7.72	---	7.90	---	38	262	2,099
				June 2019	---	---	---	---	7.53	---	---	---	---	---	---	---	---	
				September 2019	---	---	---	---	7.56	---	---	---	---	---	---	---	---	
<b>INTRACOM HOLDINGS (CR)</b>				(Contract Size: 57 Securities, Physical Delivery)														
0.696	0.658	0.67	-3.60%	December 2018	0.678	0.680	0.636	0.678	0.678	---	---	0.654	1.17	---	32	651	875	
				March 2019	0.673	0.696	0.655	0.678	0.678	---	---	0.665	---	0.760	---	21	258	2,116
				June 2019	---	---	---	---	0.702	---	---	---	---	---	---	---	---	
				September 2019	---	---	---	---	0.706	---	---	---	---	---	---	---	---	

Derivatives notes

Fixing prices and final open positions can be retrieved from the following path <http://www.helex.gr/el/web/guest/statistics-end-of-day-derivatives>

Underlying Asset				Derivatives Market													
Price max	Price min	Closing price	change	Delivery Month	Open price	Price max	Price min	Last price	Closing price	Last Bid	Last Ask	Fixing price*	Life high	Life low	Trades	Volume	Open Interest
<b>INTRALOT (CR)</b>				(Contract Size: 100 Securities, Physical Delivery)													
0.47	0.409	0.45	-4.26%	December 2018	0.460	0.460	0.410	0.443	0.443	---	---	0.450	0.740	---	74	1,301	1,199
				March 2019	0.462	0.462	0.400	0.441	0.441	---	---	0.452	0.522	---	96	1,457	2,161
				June 2019	---	---	---	---	0.475	---	---	---	---	---	---	---	---
				September 2019	---	---	---	---	0.477	---	---	---	---	---	---	---	---
<b>JUMBO SA (CR)</b>				(Contract Size: 100 Securities, Physical Delivery)													
13.68	12.9	13.4	0.15%	December 2018	13.50	13.57	13.00	13.10	13.10	---	---	13.08	13.78	---	87	183	634
				March 2019	13.20	13.58	13.00	13.11	13.11	---	---	13.04	13.82	---	50	160	655
				June 2019	---	---	---	---	13.52	---	---	---	---	---	---	---	---
				September 2019	---	---	---	---	13.58	---	---	---	---	---	---	---	---
<b>LAMDA DEVELOPMENT SA (CR)</b>				(Contract Size: 100 Securities, Physical Delivery)													
5.98	5.7	5.98	4.18%	December 2018	5.70	5.90	5.70	5.90	5.90	---	---	5.80	6.95	---	52	748	297
				March 2019	5.82	5.95	5.81	5.94	5.94	---	---	5.85	6.24	---	35	716	1,570
				June 2019	---	---	---	---	5.80	---	---	---	---	---	---	---	---
				September 2019	---	---	---	---	5.83	---	---	---	---	---	---	---	---
<b>MARFIN INVESTMENT GROUP (CR)</b>				(Contract Size: 100 Securities, Physical Delivery)													
0.07	0.066	0.07	1.45%	December 2018	0.069	0.070	0.065	0.065	0.065	---	---	0.066	0.101	---	115	16,345	5,453
				March 2019	0.070	0.071	0.067	0.069	0.069	---	---	0.068	0.092	---	95	16,712	45,237
				June 2019	---	---	---	---	0.070	---	---	---	---	---	---	---	---
				September 2019	---	---	---	---	0.070	---	---	---	---	---	---	---	---
<b>MOTOR OIL (CR)</b>				(Contract Size: 100 Securities, Physical Delivery)													
21.15	20.4	21	-2.10%	December 2018	21.20	21.20	20.57	20.57	20.57	---	---	20.57	23.35	---	51	68	188
				March 2019	20.90	20.90	20.53	20.85	20.85	---	---	20.54	22.05	---	22	35	198
				June 2019	---	---	---	---	21.67	---	---	---	---	---	---	---	---
				September 2019	---	---	---	---	21.78	---	---	---	---	---	---	---	---
<b>MYTILINEOS HOLDINGS (CR)</b>				(Contract Size: 100 Securities, Physical Delivery)													
7.64	7.39	7.59	-0.26%	December 2018	7.47	7.62	7.45	7.58	7.58	---	---	7.56	9.05	---	146	1,531	2,907
				March 2019	7.60	7.69	7.46	7.63	7.63	---	---	7.62	8.75	---	168	1,451	7,694
				June 2019	---	---	---	---	7.69	---	---	7.59	7.69	---	---	---	65
				September 2019	---	---	---	---	7.73	---	---	---	---	---	---	---	---
<b>NATIONAL BANK (CR)</b>				(Contract Size: 10 Securities, Physical Delivery)													
1.065	1.024	1.03	-3.01%	December 2018	1.03	1.06	1.02	1.03	1.03	---	---	1.02	2.30	---	232	63,351	94,382
				March 2019	1.04	1.07	1.02	1.04	1.04	---	---	1.03	1.23	---	377	8,813	28,340
				June 2019	---	---	---	---	1.07	---	---	---	---	---	---	---	---
				September 2019	---	---	---	---	1.08	---	---	---	---	---	---	---	---

Derivatives notes

Fixing prices and final open positions can be retrieved from the following path <http://www.helex.gr/el/web/guest/statistics-end-of-day-derivatives>

Underlying Asset				Derivatives Market													
Price max	Price min	Closing price	change	Delivery Month	Open price	Price max	Price min	Last price	Closing price	Last Bid	Last Ask	Fixing price*	Life high	Life low	Trades	Volume	Open Interest
<b>OPAP (CR)</b> (Contract Size: 100 Securities, Physical Delivery)																	
8.1	7.805	7.9	-3.07%	December 2018	8.15	8.15	7.81	7.89	7.89	---	---	7.82	9.67	---	81	931	630
				March 2019	8.10	8.20	7.85	7.86	7.86	---	---	7.87	9.16	---	120	833	2,279
				June 2019	---	---	---	---	8.23	---	---	---	---	---	---	---	---
				September 2019	---	---	---	---	8.27	---	---	---	---	---	---	---	---
<b>OTE (CR)</b> (Contract Size: 100 Securities, Physical Delivery)																	
10.11	9.8	10	-1.58%	December 2018	9.99	10.06	9.84	10.00	10.00	---	---	9.91	11.06	---	46	321	1,261
				March 2019	10.01	10.12	9.87	10.01	10.01	---	---	9.95	10.99	---	109	422	2,096
				June 2019	---	---	---	---	10.26	---	---	---	---	---	---	---	---
				September 2019	---	---	---	---	10.32	---	---	---	---	---	---	---	---
<b>P.P.A. S.A. (CR)</b> (Contract Size: 100 Securities, Physical Delivery)																	
15.28	14.72	14.92	-0.67%	December 2018	15.10	15.10	14.80	14.80	14.80	---	---	15.06	16.84	---	21	70	152
				March 2019	15.14	15.14	14.87	14.87	14.87	---	---	15.17	16.48	---	10	46	370
				June 2019	---	---	---	---	15.17	---	---	---	---	---	---	---	---
				September 2019	---	---	---	---	15.25	---	---	---	---	---	---	---	---
<b>PIRAEUS BANK (CR)</b> (Contract Size: 100 Securities, Physical Delivery)																	
0.804	0.758	0.758	-6.42%	December 2018	0.799	0.800	0.758	0.760	0.760	---	---	0.762	2.47	---	155	6,381	8,591
				March 2019	0.796	0.806	0.761	0.766	0.766	---	---	0.767	1.25	---	258	6,224	14,587
				June 2019	---	---	---	---	0.818	---	---	---	---	---	---	---	---
				September 2019	---	---	---	---	0.822	---	---	---	---	---	---	---	---
<b>PPC (CR)</b> (Contract Size: 100 Securities, Physical Delivery)																	
1.36	1.312	1.349	1.05%	December 2018	1.34	1.35	1.31	1.35	1.35	---	---	1.32	1.75	---	163	2,962	3,780
				March 2019	1.33	1.36	1.32	1.36	1.36	---	---	1.33	1.50	---	155	3,022	9,549
				June 2019	---	---	---	---	1.35	---	---	---	---	---	---	---	---
				September 2019	---	---	---	---	1.36	---	---	---	---	---	---	---	---
<b>TERNA ENERGY (CR)</b> (Contract Size: 100 Securities, Physical Delivery)																	
5.83	5.58	5.75	-0.17%	December 2018	5.83	5.83	5.65	5.74	5.74	---	---	5.78	6.52	---	53	613	1,390
				March 2019	5.78	5.86	5.64	5.69	5.69	---	---	5.81	6.26	---	43	920	3,881
				June 2019	5.82	5.82	5.82	5.82	5.82	---	---	5.98	5.91	---	1	1	2
				September 2019	---	---	---	---	5.85	---	---	---	---	---	---	---	---
<b>TITAN CEMENT (CR)</b> (Contract Size: 100 Securities, Physical Delivery)																	
19.8	19.34	19.34	-1.83%	December 2018	19.55	19.62	19.44	19.44	19.44	---	---	19.44	22.26	---	12	45	165
				March 2019	19.80	19.80	19.42	19.42	19.42	---	---	19.50	19.85	---	11	47	177
				June 2019	---	---	---	---	19.90	---	---	---	---	---	---	---	---
				September 2019	---	---	---	---	20.00	---	---	---	---	---	---	---	---

Derivatives notes

Fixing prices and final open positions can be retrieved from the following path <http://www.helex.gr/el/web/guest/statistics-end-of-day-derivatives>

Underlying Asset				Derivatives Market														
Price max	Price min	Closing price	change	Delivery Month	Open price	Price max	Price min	Last price	Closing price	Last Bid	Last Ask	Fixing price*	Life high	Life low	Trades	Volume	Open Interest	
<b>VIOHALCO SA/NV (CB)</b>				(Contract Size: 100 Securities, Physical Delivery)														
2.53	2.49	2.505	-0.99%	December 2018	2.50	2.53	2.49	2.50	2.50	---	---	2.50	3.17	---	85	413	2,500	
				March 2019	2.54	2.55	2.52	2.52	2.52	---	---	2.52	---	2.80	---	35	258	3,767
				June 2019	---	---	---	---	2.56	---	---	---	---	---	---	---	---	
				September 2019	---	---	---	---	2.57	---	---	---	---	---	---	---	---	

Derivatives notes

Fixing prices and final open positions can be retrieved from the following path <http://www.helex.gr/el/web/guest/statistics-end-of-day-derivatives>

FTSE/Athex Large Cap

(Trade Unit: 1 Index Point x 2€ - Exercise Style: European, Cash Settlement)

Call Options																Put Options																	
Exercise Price	December 2018							January 2019							Other Months		December 2018						January 2019						Other Months		Exercise Price		
	Open price	Price max	Price min	Last price	Closing price	Volume	Open Interest	Open price	Price max	Price min	Last price	Closing price	Volume	Open Interest	Volume	Open Interest	Open price	Price max	Price min	Last price	Closing price	Volume	Open Interest	Open price	Price max	Price min	Last price	Closing price	Volume	Open Interest		Volume	Open Interest
1,425	0.00	0.00	0.00	-	200.00	-	-	0.00	0.00	0.00	-	201.00	-	-	0.00	0.00	0.00	-	0.03	-	-	0.00	0.00	0.00	-	0.04	-	-	0.00	0.00	0.00	-	1,425
1,450	0.00	0.00	0.00	-	175.00	-	-	0.00	0.00	0.00	-	176.00	-	-	0.00	0.00	0.00	-	0.10	-	-	0.00	0.00	0.00	-	0.14	-	-	0.00	0.00	0.00	-	1,450
1,475	0.00	0.00	0.00	-	150.00	-	-	0.00	0.00	0.00	-	151.00	-	-	0.00	0.00	0.00	-	0.32	-	-	0.00	0.00	0.00	-	0.43	-	-	0.00	0.00	0.00	-	1,475
1,500	0.00	0.00	0.00	-	125.00	-	-	0.00	0.00	0.00	-	127.00	-	-	0.00	0.00	0.00	-	0.01	-	1	0.00	0.00	0.00	-	1.10	-	-	0.00	0.00	0.00	-	1,500
1,525	0.00	0.00	0.00	-	100.00	-	20	0.00	0.00	0.00	-	104.00	-	-	0.00	0.00	0.00	-	0.01	-	17	0.00	0.00	0.00	-	2.70	-	26	0.00	0.00	0.00	-	1,525
1,550	0.00	0.00	0.00	-	75.50	-	21	0.00	0.00	0.00	-	81.50	-	-	0.00	0.00	0.00	-	0.01	-	50	0.00	0.00	0.00	-	5.60	-	41	0.00	0.00	0.00	-	1,550
1,575	0.00	0.00	0.00	-	50.50	-	38	0.00	0.00	0.00	-	61.50	-	20	0.00	0.00	0.00	-	0.06	-	89	16.00	16.00	14.00	14.00	14.00	15	82	0.00	0.00	0.00	-	1,575
1,600	15.00	15.00	15.00	15.00	15.00	10	45	32.00	32.00	31.00	31.00	31.00	4	66	4.50	15.00	4.50	4.50	4.50	4	80	0.00	0.00	0.00	-	18.25	-	21	0.00	0.00	0.00	-	1,600
1,625	0.00	0.00	0.00	-	8.90	-	90	25.00	25.00	20.00	20.00	20.00	14	93	19.25	0.00	15.00	24.00	24.00	4	139	0.00	0.00	0.00	-	29.25	-	20	0.00	0.00	0.00	-	1,625
1,650	0.00	0.00	0.00	-	1.40	-	184	15.00	16.75	12.00	12.00	12.00	51	118	0.00	0.00	0.00	-	26.00	-	172	0.00	0.00	0.00	-	43.50	-	163	0.00	0.00	0.00	-	1,650
1,675	0.00	0.00	0.00	-	0.09	-	114	0.00	0.00	0.00	-	11.75	-	30	0.00	0.00	0.00	-	49.50	-	167	0.00	0.00	0.00	-	60.50	-	145	0.00	0.00	0.00	-	1,675
1,700	0.00	0.00	0.00	-	0.01	-	45	6.00	6.00	6.00	6.00	6.00	2	61	0.00	0.00	0.00	-	74.50	-	92	0.00	0.00	0.00	-	80.50	-	120	0.00	0.00	0.00	-	1,700
1,725	0.00	0.00	0.00	-	0.01	-	141	3.00	3.00	3.00	3.00	3.00	1	105	0.00	0.00	0.00	-	99.50	-	42	0.00	0.00	0.00	-	102.00	-	-	0.00	0.00	0.00	-	1,725
1,750	0.00	0.00	0.00	-	0.01	-	15	0.00	0.00	0.00	-	1.80	-	20	0.00	0.00	0.00	-	124.00	-	-	0.00	0.00	0.00	-	126.00	-	2	0.00	0.00	0.00	-	1,750
1,775	0.00	0.00	0.00	-	0.53	-	-	0.00	0.00	0.00	-	0.84	-	-	0.00	0.00	0.00	-	149.00	-	-	0.00	0.00	0.00	-	150.00	-	-	0.00	0.00	0.00	-	1,775
1,800	0.00	0.00	0.00	-	0.11	-	-	0.00	0.00	0.00	-	0.37	-	20	0.00	0.00	0.00	-	174.00	-	-	0.00	0.00	0.00	-	174.00	-	20	0.00	0.00	0.00	-	1,800
1,825	0.00	0.00	0.00	-	0.02	-	-	0.00	0.00	0.00	-	0.15	-	-	0.00	0.00	0.00	-	199.00	-	-	0.00	0.00	0.00	-	199.00	-	-	0.00	0.00	0.00	-	1,825
1,850	0.00	0.00	0.00	-	0.01	-	-	0.00	0.00	0.00	-	0.06	-	-	0.00	0.00	0.00	-	224.00	-	-	0.00	0.00	0.00	-	224.00	-	-	0.00	0.00	0.00	-	1,850
1,875	0.00	0.00	0.00	-	0.02	-	-	-	-	-	-	-	-	-	-	-	-	-	249.00	-	-	-	-	-	-	-	-	-	-	-	-	-	1,875
1,900	0.00	0.00	0.00	-	0.01	-	-	-	-	-	-	-	-	-	-	-	-	-	274.00	-	-	-	-	-	-	-	-	-	-	-	-	-	1,900
1,925	0.00	0.00	0.00	-	0.01	-	-	-	-	-	-	-	-	-	-	-	-	-	299.00	-	-	-	-	-	-	-	-	-	-	-	-	-	1,925
1,950	0.00	0.00	0.00	-	0.01	-	-	-	-	-	-	-	-	-	-	-	-	-	324.00	-	-	-	-	-	-	-	-	-	-	-	-	-	1,950
1,975	0.00	0.00	0.00	-	0.01	-	-	-	-	-	-	-	-	-	-	-	-	-	349.00	-	-	-	-	-	-	-	-	-	-	-	-	-	1,975
2,000	0.00	0.00	0.00	-	0.01	-	-	-	-	-	-	-	-	-	-	-	-	-	374.00	-	-	-	-	-	-	-	-	-	-	-	-	-	2,000
2,050	0.00	0.00	0.00	-	0.01	-	-	-	-	-	-	-	-	-	-	-	-	-	424.00	-	-	-	-	-	-	-	-	-	-	-	-	-	2,050
2,100	0.00	0.00	0.00	-	0.01	-	-	-	-	-	-	-	-	-	-	-	-	-	474.00	-	-	-	-	-	-	-	-	-	-	-	-	-	2,100
2,150	0.00	0.00	0.00	-	0.01	-	-	-	-	-	-	-	-	-	-	-	-	-	524.00	-	-	-	-	-	-	-	-	-	-	-	-	-	2,150
2,200	0.00	0.00	0.00	-	0.01	-	-	-	-	-	-	-	-	-	-	-	-	-	574.00	-	-	-	-	-	-	-	-	-	-	-	-	-	2,200
2,250	0.00	0.00	0.00	-	0.01	-	-	-	-	-	-	-	-	-	-	-	-	-	624.00	-	-	-	-	-	-	-	-	-	-	-	-	-	2,250
2,300	0.00	0.00	0.00	-	0.01	-	-	-	-	-	-	-	-	-	-	-	-	-	674.00	-	-	-	-	-	-	-	-	-	-	-	-	-	2,300
2,350	0.00	0.00	0.00	-	0.01	-	-	-	-	-	-	-	-	-	-	-	-	-	724.00	-	-	-	-	-	-	-	-	-	-	-	-	-	2,350
2,400	0.00	0.00	0.00	-	0.01	-	-	-	-	-	-	-	-	-	-	-	-	-	774.00	-	-	-	-	-	-	-	-	-	-	-	-	-	2,400
2,450	0.00	0.00	0.00	-	0.01	-	-	-	-	-	-	-	-	-	-	-	-	-	824.00	-	-	-	-	-	-	-	-	-	-	-	-	-	2,450
2,500	0.00	0.00	0.00	-	0.02	-	-	-	-	-	-	-	-	-	-	-	-	-	874.00	-	-	-	-	-	-	-	-	-	-	-	-	-	2,500
Totals:						10	713					72	533	0	0				8	849					15	640	0	0					
Number of Trades:						2						18		0					5					2					0				

ALPHA BANK (CR)

(Contract Size: 100 Securities, Exercise Style: American, Physical Delivery)

Call Options														Put Options																			
December 2018							January 2019							Other Months		December 2018							January 2019							Other Months		Exercise Price	
Open price	Price max	Price min	Last price	Closing price	Volume	Open Interest	Open price	Price max	Price min	Last price	Closing price	Volume	Open Interest	Volume	Open Interest	Open price	Price max	Price min	Last price	Closing price	Volume	Open Interest	Open price	Price max	Price min	Last price	Closing price	Volume	Open Interest	Volume	Open Interest		
0.800	0.000	0.000	0.000	0.320	-	-	0.000	0.000	0.000	0.000	0.322	-	-			0.000	0.000	0.000	0.001	-	-	0.000	0.000	0.000	0.000	0.001	-	-			0.008		
0.850	0.000	0.000	0.000	0.270	-	-	0.000	0.000	0.000	0.000	0.274	-	-			0.000	0.000	0.000	0.002	-	-	0.000	0.000	0.000	0.000	0.003	-	-			0.009		
0.900	0.000	0.000	0.000	0.220	-	-	0.000	0.000	0.000	0.000	0.228	-	-			0.000	0.000	0.000	0.001	-	-	0.000	0.000	0.000	0.000	0.006	-	-			0.009		
0.950	0.000	0.000	0.000	0.170	-	-	0.000	0.000	0.000	0.000	0.185	-	-			0.000	0.000	0.000	0.001	-	-	0.000	0.000	0.000	0.000	0.013	-	-			0.010		
1.000	0.000	0.000	0.000	0.121	-	10	0.000	0.000	0.000	0.000	0.145	-	-			0.000	0.000	0.000	0.001	-	-	0.000	0.000	0.000	0.000	0.024	-	-			0.010		
1.100	0.000	0.000	0.000	0.040	-	10	0.000	0.000	0.000	0.000	0.083	-	50			0.000	0.000	0.000	0.020	-	-	0.000	0.000	0.000	0.000	0.061	-	-			0.011		
1.200	0.000	0.000	0.000	0.006	-	20	0.000	0.000	0.000	0.000	0.042	-	-			0.000	0.000	0.000	0.086	-	-	0.000	0.000	0.000	0.000	0.120	-	-			0.012		
1.300	0.000	0.000	0.000	0.001	-	30	0.000	0.000	0.000	0.000	0.019	-	-			0.000	0.000	0.000	0.180	-	-	0.000	0.000	0.000	0.000	0.197	-	-			0.013		
1.400	0.000	0.000	0.000	0.002	-	-	0.000	0.000	0.000	0.000	0.008	-	-			0.000	0.000	0.000	0.280	-	-	0.000	0.000	0.000	0.000	0.286	-	-			0.014		
1.500	0.000	0.000	0.000	0.005	-	-	0.000	0.000	0.000	0.000	0.003	-	-			0.000	0.000	0.000	0.380	-	-	0.000	0.000	0.000	0.000	0.382	-	-			0.015		
1.600	0.000	0.000	0.000	0.001	-	-	0.000	0.000	0.000	0.000	0.001	-	-			0.000	0.000	0.000	0.480	-	-	0.000	0.000	0.000	0.000	0.480	-	-			0.016		
1.700	0.000	0.000	0.000	0.001	-	-	0.000	0.000	0.000	0.000	0.002	-	-			0.000	0.000	0.000	0.580	-	-	0.000	0.000	0.000	0.000	0.580	-	-			0.017		
1.800	0.000	0.000	0.000	0.001	-	-	0.000	0.000	0.000	0.000	0.001	-	-			0.000	0.000	0.000	0.680	-	-	0.000	0.000	0.000	0.000	0.680	-	-			0.018		
1.900	0.000	0.000	0.000	0.001	-	-	0.000	0.000	0.000	0.000	0.001	-	-			0.000	0.000	0.000	0.780	-	-	0.000	0.000	0.000	0.000	0.780	-	-			0.019		
2.000	0.000	0.000	0.000	0.001	-	-						-	-			0.000	0.000	0.000	0.880	-	-						-	-			0.020		
2.200	0.000	0.000	0.000	0.001	-	-						-	-			0.000	0.000	0.000	1.08	-	-						-	-			0.022		
2.400	0.000	0.000	0.000	0.001	-	-						-	-			0.000	0.000	0.000	1.28	-	-						-	-			0.024		
2.600	0.000	0.000	0.000	0.001	-	-						-	-			0.000	0.000	0.000	1.48	-	-						-	-			0.026		
2.800	0.000	0.000	0.000	0.001	-	-						-	-			0.000	0.000	0.000	1.68	-	-						-	-			0.028		
3.000	0.000	0.000	0.000	0.001	-	-						-	-			0.000	0.000	0.000	1.88	-	-						-	-			0.030		
3.200	0.000	0.000	0.000	0.001	-	-						-	-			0.000	0.000	0.000	2.08	-	-						-	-			0.032		
Totals:					0	70						0	50	30	30								0	0							0	0	
Number of Trades:					0							0		1									0.00									0	0

NATIONAL BANK (CR)

(Contract Size: 100 Securities, Exercise Style: American, Physical Delivery)

Call Options																Put Options																	
December 2018							January 2019							Other Months		December 2018						January 2019					Other Months		Exercise Price				
Exercise Price	Open price	Price max	Price min	Last price	Closing price	Volume	Open Interest	Open price	Price max	Price min	Last price	Closing price	Volume	Open Interest	Volume	Open Interest	Open price	Price max	Price min	Last price	Closing price	Volume	Open Interest	Open price	Price max	Price min	Last price	Closing price		Volume	Open Interest	Volume	Open Interest
0.050	0.000	0.000	0.000		1.01	-	-										0.000	0.000	0.000		0.010	-	-										0.001
0.100	0.000	0.000	0.000		0.960	-	-										0.000	0.000	0.000		0.005	-	-										0.001
0.150	0.000	0.000	0.000		0.910	-	-										0.000	0.000	0.000		0.057	-	-										0.002
0.200	0.000	0.000	0.000		0.860	-	-										0.000	0.000	0.000		0.206	-	-										0.002
0.250	0.000	0.000	0.000		0.810	-	-										0.000	0.000	0.000		0.457	-	-										0.003
0.300	0.000	0.000	0.000		0.760	-	-										0.000	0.000	0.000		0.797	-	-										0.003
0.350	0.000	0.000	0.000		0.710	-	-										0.000	0.000	0.000		1.19	-	-										0.004
0.400	0.000	0.000	0.000		0.660	-	-										0.000	0.000	0.000		1.63	-	-										0.004
0.450	0.000	0.000	0.000		0.610	-	-										0.000	0.000	0.000		2.09	-	-										0.005
0.500	0.000	0.000	0.000		0.560	-	-										0.000	0.000	0.000		2.57	-	-										0.005
0.550	0.000	0.000	0.000		0.510	-	-										0.000	0.000	0.000		3.06	-	-										0.006
0.600	0.000	0.000	0.000		0.460	-	-										0.000	0.000	0.000		3.55	-	-										0.006
0.700	0.000	0.000	0.000		0.360	-	-	0.000	0.000	0.000		0.361	-	-			0.000	0.000	0.000		0.001	-	-	0.000	0.000	0.000		0.001	-	-		0.007	
0.750	0.000	0.000	0.000		0.310	-	-	0.000	0.000	0.000		0.312	-	-			0.000	0.000	0.000		0.001	-	-	0.000	0.000	0.000		0.001	-	-		0.008	
0.800	0.000	0.000	0.000		0.260	-	-	0.000	0.000	0.000		0.264	-	-			0.000	0.000	0.000		0.004	-	-	0.000	0.000	0.000		0.003	-	-		0.008	
0.850	0.000	0.000	0.000		0.210	-	-	0.000	0.000	0.000		0.218	-	-			0.000	0.000	0.000		0.001	-	-	0.000	0.000	0.000		0.006	-	-		0.009	
0.900	0.000	0.000	0.000		0.160	-	-	0.000	0.000	0.000		0.175	-	-			0.000	0.000	0.000		0.001	-	-	0.000	0.000	0.000		0.013	-	-		0.009	
0.950	0.000	0.000	0.000		0.112	-	10	0.000	0.000	0.000		0.136	-	-			0.000	0.000	0.000		0.001	-	-	0.000	0.000	0.000		0.025	-	-		0.010	
1.000	0.000	0.000	0.000		0.067	-	-	0.000	0.000	0.000		0.103	-	100			0.000	0.000	0.000		0.007	-	-	0.000	0.000	0.000		0.041	-	-		0.010	
1.100	0.000	0.000	0.000		0.013	-	-	0.000	0.000	0.000		0.053	-	220			0.000	0.000	0.000		0.053	-	-	0.000	0.000	0.000		0.092	-	-		0.011	
1.200	0.000	0.000	0.000		0.001	-	20	0.000	0.000	0.000		0.025	-	100			0.000	0.000	0.000		0.141	-	-	0.000	0.000	0.000		0.163	-	-		0.012	
1.300	0.000	0.000	0.000		0.001	-	10	0.000	0.000	0.000		0.010	-	-			0.000	0.000	0.000		0.240	-	-	0.000	0.000	0.000		0.249	-	-		0.013	
1.400	0.000	0.000	0.000		0.001	-	-	0.000	0.000	0.000		0.004	-	-			0.000	0.000	0.000		0.340	-	-	0.000	0.000	0.000		0.342	-	-		0.014	
1.500	0.000	0.000	0.000		0.001	-	10	0.000	0.000	0.000		0.001	-	-			0.000	0.000	0.000		0.440	-	-	0.000	0.000	0.000		0.440	-	-		0.015	
1.600	0.000	0.000	0.000		0.001	-	60	0.000	0.000	0.000		0.001	-	-			0.000	0.000	0.000		0.540	-	-	0.000	0.000	0.000		0.540	-	-		0.016	
1.700	0.000	0.000	0.000		0.003	-	-	0.000	0.000	0.000		0.001	-	-			0.000	0.000	0.000		0.640	-	-	0.000	0.000	0.000		0.640	-	-		0.017	
1.800	0.000	0.000	0.000		0.001	-	-	0.000	0.000	0.000		0.001	-	-			0.000	0.000	0.000		0.740	-	-	0.000	0.000	0.000		0.740	-	-		0.018	
1.900	0.000	0.000	0.000		0.001	-	60	0.000	0.000	0.000		0.001	-	-			0.000	0.000	0.000		0.840	-	-	0.000	0.000	0.000		0.840	-	-		0.019	
2.000	0.000	0.000	0.000		0.001	-	-	0.000	0.000	0.000		0.003	-	-			0.000	0.000	0.000		0.940	-	-	0.000	0.000	0.000		0.940	-	-		0.020	
2.200	0.000	0.000	0.000		0.004	-	-										0.000	0.000	0.000		1.14	-	-									0.022	
2.400	0.000	0.000	0.000		0.001	-	-										0.000	0.000	0.000		1.34	-	-									0.024	
2.600	0.000	0.000	0.000		0.001	-	-										0.000	0.000	0.000		1.54	-	-									0.026	
2.800	0.000	0.000	0.000		0.001	-	-										0.000	0.000	0.000		1.74	-	-									0.028	
3.000	0.000	0.000	0.000		0.001	-	-										0.000	0.000	0.000		1.94	-	-									0.030	
3.200	0.000	0.000	0.000		0.001	-	-										0.000	0.000	0.000		2.14	-	-									0.032	
3.400	0.000	0.000	0.000		0.001	-	-										0.000	0.000	0.000		2.34	-	-									0.034	



NATIONAL BANK (CR)

(Contract Size: 100 Securities, Exercise Style: American, Physical Delivery)

	Call Options														Put Options																				
	December 2018						January 2019						Other Months		December 2018						January 2019						Other Months								
Exercise Price	Open price	Price max	Price min	Last price	Closing price	Volume	Open Interest	Open price	Price max	Price min	Last price	Closing price	Volume	Open Interest	Volume	Open Interest	Open price	Price max	Price min	Last price	Closing price	Volume	Open Interest	Open price	Price max	Price min	Last price	Closing price	Volume	Open Interest	Volume	Open Interest	Exercise Price		
Totals:						0	170						0	420	0	70						0	0						0	0	0	0	0	0	
Number of Trades:							0						0			0							0.00							0			0		

OPAP (CR)

(Contract Size: 100 Securities, Exercise Style: American, Physical Delivery)

Exercise Price	Call Options														Put Options																	
	December 2018						January 2019						Other Months		December 2018						January 2019						Other Months		Exercise Price			
	Open price	Price max	Price min	Last price	Closing price	Volume	Open Interest	Open price	Price max	Price min	Last price	Closing price	Volume	Open Interest	Volume	Open Interest	Open price	Price max	Price min	Last price	Closing price	Volume	Open Interest	Open price	Price max	Price min	Last price	Closing price		Volume	Open Interest	Volume
5.600	0.000	0.000	0.000	2.55	-	-	0.000	0.000	0.000	2.56	-	-	0.000	0.000	0.000	0.001	-	-	0.000	0.000	0.000	0.001	-	-	0.000	0.000	0.000	0.001		-	-	0.000
6.000	0.000	0.000	0.000	2.15	-	-	0.000	0.000	0.000	2.16	-	-	0.000	0.000	0.000	0.001	-	-	0.000	0.000	0.000	0.001	-	-	0.000	0.000	0.000	0.001	-	-	0.000	0.060
6.400	0.000	0.000	0.000	1.75	-	-	0.000	0.000	0.000	1.76	-	-	0.000	0.000	0.000	0.002	-	-	0.000	0.000	0.000	0.001	-	-	0.000	0.000	0.000	0.001	-	-	0.000	0.064
6.800	0.000	0.000	0.000	1.35	-	-	0.000	0.000	0.000	1.36	-	-	0.000	0.000	0.000	0.001	-	-	0.000	0.000	0.000	0.002	-	-	0.000	0.000	0.000	0.002	-	-	0.000	0.068
7.200	0.000	0.000	0.000	0.951	-	-	0.000	0.000	0.000	0.974	-	-	0.000	0.000	0.000	0.002	-	-	0.000	0.000	0.000	0.012	-	-	0.000	0.000	0.000	0.012	-	-	0.000	0.072
7.600	0.000	0.000	0.000	0.551	-	-	0.000	0.000	0.000	0.620	-	-	0.000	0.000	0.000	0.002	-	-	0.000	0.000	0.000	0.057	-	-	0.000	0.000	0.000	0.057	-	-	0.000	0.076
8.000	0.000	0.000	0.000	0.168	-	-	0.000	0.000	0.000	0.337	-	-	0.000	0.000	0.000	0.018	-	-	0.000	0.000	0.000	0.174	-	-	0.000	0.000	0.000	0.174	-	-	0.000	0.080
8.400	0.000	0.000	0.000	0.006	-	-	0.000	0.000	0.000	0.153	-	-	0.000	0.000	0.000	0.255	-	-	0.000	0.000	0.000	0.391	-	-	0.000	0.000	0.000	0.391	-	-	0.000	0.084
8.800	0.000	0.000	0.000	0.011	-	-	0.000	0.000	0.000	0.057	-	-	0.000	0.000	0.000	0.650	-	-	0.000	0.000	0.000	0.696	-	-	0.000	0.000	0.000	0.696	-	-	0.000	0.088
9.200	0.000	0.000	0.000	0.003	-	-	0.000	0.000	0.000	0.017	-	-	0.000	0.000	0.000	1.05	-	-	0.000	0.000	0.000	1.06	-	-	0.000	0.000	0.000	1.06	-	-	0.000	0.092
9.600	0.000	0.000	0.000	0.001	-	-	0.000	0.000	0.000	0.004	-	-	0.000	0.000	0.000	1.45	-	-	0.000	0.000	0.000	1.45	-	-	0.000	0.000	0.000	1.45	-	-	0.000	0.096
10.000	0.000	0.000	0.000	0.001	-	-	0.000	0.000	0.000	0.001	-	-	0.000	0.000	0.000	1.85	-	-	0.000	0.000	0.000	1.85	-	-	0.000	0.000	0.000	1.85	-	-	0.000	0.100
11.000	0.000	0.000	0.000	0.001	-	-	0.000	0.000	0.000	0.001	-	-	0.000	0.000	0.000	2.85	-	-	0.000	0.000	0.000	2.85	-	-	0.000	0.000	0.000	2.85	-	-	0.000	0.110
12.000	0.000	0.000	0.000	0.001	-	-	0.000	0.000	0.000	0.001	-	-	0.000	0.000	0.000	3.85	-	-	0.000	0.000	0.000	3.85	-	-	0.000	0.000	0.000	3.85	-	-	0.000	0.120
13.000	0.000	0.000	0.000	0.001	-	-					-	-				4.85	-	-					-	-					-	-		0.130
14.000	0.000	0.000	0.000	0.001	-	-					-	-				5.85	-	-					-	-					-	-		0.140
15.000	0.000	0.000	0.000	0.001	-	-					-	-				6.85	-	-					-	-					-	-		0.150
16.000	0.000	0.000	0.000	0.001	-	-					-	-				7.85	-	-					-	-					-	-		0.160
Totals:					0	0					0	0	0	0								0	0					0	0	0	0	
Number of Trades:					0						0		0				0.00						0						0		0	

OTE (CR)

(Contract Size: 100 Securities, Exercise Style: American, Physical Delivery)

Exercise Price	Call Options														Put Options																		
	December 2018						January 2019						Other Months		December 2018						January 2019						Other Months		Exercise Price				
	Open price	Price max	Price min	Last price	Closing price	Volume	Open Interest	Open price	Price max	Price min	Last price	Closing price	Volume	Open Interest	Volume	Open Interest	Open price	Price max	Price min	Last price	Closing price	Volume	Open Interest	Open price	Price max	Price min	Last price	Closing price		Volume	Open Interest	Volume	Open Interest
7.600	0.000	0.000	0.000	2.56	-	-	0.000	0.000	0.000	2.57	-	-	0.000	0.000	0.000	0.001	-	-	0.000	0.000	0.000	0.001	-	-	0.000	0.000	0.000	0.001		-	-	0.000	0.076
8.000	0.000	0.000	0.000	2.16	-	-	0.000	0.000	0.000	2.17	-	-	0.000	0.000	0.000	0.001	-	-	0.000	0.000	0.000	0.001	-	-	0.000	0.000	0.000	0.001	-	-	0.000	0.080	
8.400	0.000	0.000	0.000	1.76	-	-	0.000	0.000	0.000	1.78	-	-	0.000	0.000	0.000	0.001	-	-	0.000	0.000	0.000	0.001	-	-	0.000	0.000	0.000	0.001	-	-	0.000	0.084	
8.800	0.000	0.000	0.000	1.36	-	-	0.000	0.000	0.000	1.38	-	-	0.000	0.000	0.000	0.003	-	-	0.000	0.000	0.000	0.007	-	-	0.000	0.000	0.000	0.007	-	-	0.000	0.088	
9.200	0.000	0.000	0.000	0.961	-	-	0.000	0.000	0.000	1.01	-	-	0.000	0.000	0.000	0.004	-	-	0.000	0.000	0.000	0.031	-	-	0.000	0.000	0.000	0.031	-	-	0.000	0.092	
9.600	0.000	0.000	0.000	0.561	-	-	0.000	0.000	0.000	0.670	-	-	0.000	0.000	0.000	0.001	-	-	0.000	0.000	0.000	0.094	-	-	0.000	0.000	0.000	0.094	-	-	0.000	0.096	
10.000	0.000	0.000	0.000	0.194	-	-	0.000	0.000	0.000	0.400	-	-	0.000	0.000	0.000	0.033	-	-	0.000	0.000	0.000	0.224	-	-	0.000	0.000	0.000	0.224	-	-	0.000	0.100	
11.000	0.000	0.000	0.000	0.002	-	-	0.000	0.000	0.000	0.062	-	-	0.000	0.000	0.000	0.840	-	-	0.000	0.000	0.000	0.889	-	-	0.000	0.000	0.000	0.889	-	-	0.000	0.110	
12.000	0.000	0.000	0.000	0.003	-	-	0.000	0.000	0.000	0.004	-	-	0.000	0.000	0.000	1.84	-	-	0.000	0.000	0.000	1.84	-	-	0.000	0.000	0.000	1.84	-	-	0.000	0.120	
13.000	0.000	0.000	0.000	0.001	-	-	0.000	0.000	0.000	0.002	-	-	0.000	0.000	0.000	2.84	-	-	0.000	0.000	0.000	2.84	-	-	0.000	0.000	0.000	2.84	-	-	0.000	0.130	
14.000	0.000	0.000	0.000	0.001	-	-	0.000	0.000	0.000	0.001	-	-	0.000	0.000	0.000	3.84	-	-	0.000	0.000	0.000	3.84	-	-	0.000	0.000	0.000	3.84	-	-	0.000	0.140	
15.000	0.000	0.000	0.000	0.001	-	-	0.000	0.000	0.000	0.001	-	-	0.000	0.000	0.000	4.84	-	-	0.000	0.000	0.000	4.84	-	-	0.000	0.000	0.000	4.84	-	-	0.000	0.150	
16.000	0.000	0.000	0.000	0.001	-	-	0.000	0.000	0.000	0.001	-	-	0.000	0.000	0.000	5.84	-	-	0.000	0.000	0.000	5.84	-	-	0.000	0.000	0.000	5.84	-	-	0.000	0.160	
17.000	0.000	0.000	0.000	0.001	-	-	0.000	0.000	0.000	-	-	-	0.000	0.000	0.000	6.84	-	-	0.000	0.000	0.000	-	-	-	0.000	0.000	0.000	-	-	0.000	0.170		
18.000	0.000	0.000	0.000	0.001	-	-	0.000	0.000	0.000	-	-	-	0.000	0.000	0.000	7.84	-	-	0.000	0.000	0.000	-	-	-	0.000	0.000	0.000	-	-	0.000	0.180		
Totals:						0	0							0	0	0		0							0	0	0		0	0			
Number of Trades:						0							0	0		0.00								0	0								

PIRAEUS BANK (CR)

(Contract Size: 100 Securities, Exercise Style: American, Physical Delivery)

Call Options																	Put Options																
Exercise Price	December 2018							January 2019							Other Months		December 2018							January 2019							Other Months		Exercise Price
	Open price	Price max	Price min	Last price	Closing price	Volume	Open Interest	Open price	Price max	Price min	Last price	Closing price	Volume	Open Interest	Volume	Open Interest	Open price	Price max	Price min	Last price	Closing price	Volume	Open Interest	Open price	Price max	Price min	Last price	Closing price	Volume	Open Interest	Volume	Open Interest	
0.550						-	-	0.000	0.000	0.000		0.261	-	-								-	-	0.000	0.000	0.000		0.001	-	-			0.006
0.600	0.000	0.000	0.000		0.210	-	-	0.000	0.000	0.000		0.213	-	-			0.000	0.000	0.000		0.001	-	-	0.000	0.000	0.000		0.002	-	-			0.006
0.650	0.000	0.000	0.000		0.160	-	-	0.000	0.000	0.000		0.167	-	-			0.000	0.000	0.000		0.001	-	-	0.000	0.000	0.000		0.006	-	-			0.007
0.700	0.000	0.000	0.000		0.111	-	-	0.000	0.000	0.000		0.126	-	-			0.000	0.000	0.000		0.001	-	-	0.000	0.000	0.000		0.015	-	-			0.007
0.750	0.000	0.000	0.000		0.064	-	-	0.000	0.000	0.000		0.091	-	-			0.000	0.000	0.000		0.004	-	-	0.000	0.000	0.000		0.029	-	-			0.008
0.800	0.000	0.000	0.000		0.029	-	-	0.000	0.000	0.000		0.062	-	40			0.000	0.000	0.000		0.019	-	-	0.000	0.000	0.000		0.051	-	-			0.008
0.850	0.000	0.000	0.000		0.009	-	-	0.000	0.000	0.000		0.040	-	-			0.000	0.000	0.000		0.049	-	-	0.000	0.000	0.000		0.079	-	-			0.009
0.900	0.000	0.000	0.000		0.002	-	-	0.000	0.000	0.000		0.025	-	-			0.000	0.000	0.000		0.092	-	-	0.000	0.000	0.000		0.114	-	-			0.009
0.950	0.000	0.000	0.000		0.002	-	-	0.000	0.000	0.000		0.015	-	-			0.000	0.000	0.000		0.140	-	-	0.000	0.000	0.000		0.154	-	-			0.010
1.000	0.000	0.000	0.000		0.001	-	50	0.000	0.000	0.000		0.009	-	200			0.000	0.000	0.000		0.190	-	-	0.000	0.000	0.000		0.198	-	-			0.010
1.100	0.000	0.000	0.000		0.001	-	180	0.000	0.000	0.000		0.003	-	30			0.000	0.000	0.000		0.290	-	-	0.000	0.000	0.000		0.292	-	-			0.011
1.200	0.000	0.000	0.000		0.001	-	46	0.000	0.000	0.000		0.001	-	-			0.000	0.000	0.000		0.390	-	4	0.000	0.000	0.000		0.390	-	-			0.012
1.300	0.000	0.000	0.000		0.001	-	-	0.000	0.000	0.000		0.001	-	-			0.000	0.000	0.000		0.490	-	-	0.000	0.000	0.000		0.490	-	-			0.013
1.400	0.000	0.000	0.000		0.001	-	-	0.000	0.000	0.000		0.008	-	-			0.000	0.000	0.000		0.590	-	-	0.000	0.000	0.000		0.590	-	-			0.014
1.500	0.000	0.000	0.000		0.001	-	-	0.000	0.000	0.000		0.005	-	-			0.000	0.000	0.000		0.690	-	-	0.000	0.000	0.000		0.690	-	-			0.015
1.600	0.000	0.000	0.000		0.001	-	60	0.000	0.000	0.000		0.002	-	-			0.000	0.000	0.000		0.790	-	-	0.000	0.000	0.000		0.790	-	-			0.016
1.700	0.000	0.000	0.000		0.001	-	-	0.000	0.000	0.000		0.001	-	-			0.000	0.000	0.000		0.890	-	-	0.000	0.000	0.000		0.890	-	-			0.017
1.800	0.000	0.000	0.000		0.001	-	-	0.000	0.000	0.000		0.001	-	-			0.000	0.000	0.000		0.990	-	-	0.000	0.000	0.000		0.990	-	-			0.018
1.900	0.000	0.000	0.000		0.001	-	-						-	-			0.000	0.000	0.000		1.09	-	-				-	-			0.019		
2.000	0.000	0.000	0.000		0.002	-	-						-	-			0.000	0.000	0.000		1.19	-	-				-	-			0.020		
2.200	0.000	0.000	0.000		0.001	-	20						-	-			0.000	0.000	0.000		1.39	-	-				-	-			0.022		
2.400	0.000	0.000	0.000		0.001	-	-						-	-			0.000	0.000	0.000		1.59	-	-				-	-			0.024		
2.600	0.000	0.000	0.000		0.003	-	-						-	-			0.000	0.000	0.000		1.79	-	-				-	-			0.026		
2.800	0.000	0.000	0.000		0.001	-	-						-	-			0.000	0.000	0.000		1.99	-	-				-	-			0.028		
3.000	0.000	0.000	0.000		0.004	-	-						-	-			0.000	0.000	0.000		2.19	-	-				-	-			0.030		
3.200	0.000	0.000	0.000		0.002	-	-						-	-			0.000	0.000	0.000		2.39	-	-				-	-			0.032		
3.400	0.000	0.000	0.000		0.001	-	-						-	-			0.000	0.000	0.000		2.59	-	-				-	-			0.034		
3.600	0.000	0.000	0.000		0.001	-	-						-	-			0.000	0.000	0.000		2.79	-	-				-	-			0.036		
3.800	0.000	0.000	0.000		0.001	-	-						-	-			0.000	0.000	0.000		2.99	-	-				-	-			0.038		
4.000	0.000	0.000	0.000		0.001	-	-						-	-			0.000	0.000	0.000		3.19	-	-				-	-			0.040		
4.400	0.000	0.000	0.000		0.001	-	-						-	-			0.000	0.000	0.000		3.59	-	-				-	-			0.044		
4.800	0.000	0.000	0.000		0.001	-	-						-	-			0.000	0.000	0.000		3.99	-	-				-	-			0.048		
5.200	0.000	0.000	0.000		0.001	-	-						-	-			0.000	0.000	0.000		4.39	-	-				-	-			0.052		
5.600	0.000	0.000	0.000		0.001	-	-						-	-			0.000	0.000	0.000		4.79	-	-				-	-			0.056		
Totals:						0	356					0	270	0	40						0	4					0	0	0	0			
Number of Trades:							0						0		0							0.00						0		0			

PPC (CR)

(Contract Size: 100 Securities, Exercise Style: American, Physical Delivery)

Exercise Price	Call Options														Put Options																	
	December 2018						January 2019						Other Months		December 2018						January 2019						Other Months		Exercise Price			
	Open price	Price max	Price min	Last price	Closing price	Volume	Open Interest	Open price	Price max	Price min	Last price	Closing price	Volume	Open Interest	Volume	Open Interest	Open price	Price max	Price min	Last price	Closing price	Volume	Open Interest	Open price	Price max	Price min	Last price	Closing price		Volume	Open Interest	Volume
0.850	0.000	0.000	0.000	0.490	-	-	0.000	0.000	0.000	0.491	-	-				0.000	0.000	0.000	0.001	-	-	0.000	0.000	0.000	0.000	0.001	-	-				
0.900	0.000	0.000	0.000	0.440	-	-	0.000	0.000	0.000	0.442	-	-				0.000	0.000	0.000	0.001	-	-	0.000	0.000	0.000	0.000	0.002	-	-				0.009
0.950	0.000	0.000	0.000	0.390	-	-	0.000	0.000	0.000	0.392	-	-				0.000	0.000	0.000	0.002	-	-	0.000	0.000	0.000	0.000	0.001	-	-				0.010
1.000	0.000	0.000	0.000	0.340	-	-	0.000	0.000	0.000	0.343	-	-				0.000	0.000	0.000	0.001	-	-	0.000	0.000	0.000	0.000	0.001	-	-				0.010
1.100	0.000	0.000	0.000	0.240	-	-	0.000	0.000	0.000	0.247	-	-				0.000	0.000	0.000	0.001	-	-	0.000	0.000	0.000	0.000	0.005	-	-				0.011
1.200	0.000	0.000	0.000	0.141	-	10	0.000	0.000	0.000	0.162	-	-				0.000	0.000	0.000	0.001	-	-	0.000	0.000	0.000	0.000	0.020	-	-				0.012
1.300	0.000	0.000	0.000	0.056	-	-	0.000	0.000	0.000	0.095	-	20				0.000	0.000	0.000	0.016	-	-	0.000	0.000	0.000	0.000	0.053	-	-				0.013
1.400	0.000	0.000	0.000	0.012	-	-	0.000	0.000	0.000	0.050	-	53				0.000	0.000	0.000	0.072	-	-	0.000	0.000	0.000	0.000	0.107	-	-				0.014
1.500	0.000	0.000	0.000	0.001	-	20	0.000	0.000	0.000	0.023	-	20				0.000	0.000	0.000	0.161	-	3	0.000	0.000	0.000	0.000	0.181	-	-				0.015
1.600	0.000	0.000	0.000	0.002	-	-	0.000	0.000	0.000	0.010	-	-				0.000	0.000	0.000	0.260	-	-	0.000	0.000	0.000	0.000	0.268	-	-				0.016
1.700	0.000	0.000	0.000	0.008	-	-	0.000	0.000	0.000	0.003	-	-				0.000	0.000	0.000	0.360	-	-	0.000	0.000	0.000	0.000	0.362	-	-				0.017
1.800	0.000	0.000	0.000	0.002	-	-	0.000	0.000	0.000	0.001	-	-				0.000	0.000	0.000	0.460	-	-	0.000	0.000	0.000	0.000	0.460	-	-				0.018
1.900	0.000	0.000	0.000	0.001	-	-	0.000	0.000	0.000	0.001	-	-				0.000	0.000	0.000	0.560	-	-	0.000	0.000	0.000	0.000	0.560	-	-				0.019
2.000	0.000	0.000	0.000	0.001	-	-	0.000	0.000	0.000	0.001	-	-				0.000	0.000	0.000	0.660	-	-	0.000	0.000	0.000	0.000	0.660	-	-				0.020
2.200	0.000	0.000	0.000	0.001	-	-					-	-				0.000	0.000	0.000	0.860	-	-						-	-				0.022
2.400	0.000	0.000	0.000	0.001	-	-					-	-				0.000	0.000	0.000	1.06	-	-						-	-				0.024
2.600	0.000	0.000	0.000	0.001	-	-					-	-				0.000	0.000	0.000	1.26	-	-						-	-				0.026
2.800	0.000	0.000	0.000	0.001	-	-					-	-				0.000	0.000	0.000	1.46	-	-						-	-				0.028
3.000	0.000	0.000	0.000	0.001	-	-					-	-				0.000	0.000	0.000	1.66	-	-						-	-				0.030
3.200	0.000	0.000	0.000	0.001	-	-					-	-				0.000	0.000	0.000	1.86	-	-						-	-				0.032
3.400	0.000	0.000	0.000	0.001	-	-					-	-				0.000	0.000	0.000	2.06	-	-						-	-				0.034
3.600	0.000	0.000	0.000	0.001	-	-					-	-				0.000	0.000	0.000	2.26	-	-						-	-				0.036
3.800	0.000	0.000	0.000	0.001	-	-					-	-				0.000	0.000	0.000	2.46	-	-						-	-				0.038
4.000	0.000	0.000	0.000	0.001	-	-					-	-				0.000	0.000	0.000	2.66	-	-						-	-				0.040
4.400	0.000	0.000	0.000	0.001	-	-					-	-				0.000	0.000	0.000	3.06	-	-						-	-				0.044
Totals:					0	30					0	93	0	0					0	3						0	0	0	0	0		
Number of Trades:					0						0		0						0.00							0		0				

Lending Products	Underlying Title	Multilateral Transactions[1]					Bilateral Transactions[2]		Stock Borrowing through OTC (volume)[3]
		Open Interest[5]	Volume(Offered)	Average Weighted	Transactions volume	Average Weighted	Transactions Volume	Average Weighted	Transactions Volume
ADMIEBOR	ADMIE (IPTO) HOLDING S.A. (CR)	---	44,722	5.31%	---	---	---	---	
AEGBOR	AEGEAN AIRLINES (CR)	845	19,021	5.31%	---	---	---	11,912	
ALPHABOR	ALPHA BANK (CR)	42,001	59,446	5.31%	---	---	135,609	10.00%	29,037,538
ALMYBOR	ALUMIL (CR)	---	---	---	---	---	---	---	
TATTBOR	ATTICA BANK S.A. (CR)	8,819	7,304	5.31%	---	---	---	---	370
EEEBOR	CC HBC AG (CR)	1,162	1,830	5.31%	---	---	---	---	70,546
CENERBOR	CENERGY HOLDINGS (CB)	---	49,599	5.31%	---	---	---	---	
ELLAKTORBOR	ELLAKTOR (CR)	1,000	83,118	5.31%	---	---	---	---	38,626
EUROBBOR	EUROBANK ERGASIAS (CR)	985	19,755	5.31%	---	---	---	---	22,388,858
EYDAPBOR	EYDAP S.A. (CR)	1,800	3,446	3.31%	---	---	---	---	82,799
FFGRPBOR	FOLLI FOLLIE (CR)	---	---	---	---	---	---	---	1,363,949
FOYRKBOR	FOURLIS (CR)	1,958	6,672	5.31%	---	---	---	---	4,650
GEKTERNABOR	GEK TERNA (CR)	1,000	34,751	5.31%	---	---	---	---	9,693
SARBOR	GR. SARANTIS S.A. (CR)	452	7	5.36%	---	---	---	---	390
EUPROBOR	GRIVALIA PROPERTIES (CR)	20,000	82,173	5.31%	---	---	---	---	109,900
EXAEBOR	HELLENIC EXCHANGES-A.S.E. (CR)	8,500	545,238	5.31%	---	---	---	---	148,665
ELPEBOR	HELLENIC PETROLEUM (CR)	2,700	111,620	5.31%	---	---	---	---	65,719
INTRKBOR	INTRACOM HOLDINGS (CR)	---	66,742	5.31%	---	---	---	---	
INLOTBOR	INTRALOT (CR)	1,800	77,121	5.31%	---	---	---	---	284,512
BELABOR	JUMBO SA (CR)	35,336	138,750	3.31%	500	2.65%	---	---	164,838
LAMDABOR	LAMDA DEVELOPMENT SA (CR)	---	619	5.31%	---	---	---	---	6,067
MIGBOR	MARFIN INVESTMENT GROUP (CR)	---	293,633	5.31%	---	---	---	---	744,474
MOHBOR	MOTOR OIL (CR)	33,511	3,377	3.55%	---	---	---	---	105,560
MYTILBOR	MYTILINEOS HOLDINGS (CR)	3,500	159,934	5.31%	---	---	---	---	18,086
ETEBOR	NATIONAL BANK (CR)	11,000	87,593	5.31%	---	---	---	---	7,328,051
OPAPBOR	OPAP (CR)	21,400	167,229	5.31%	---	---	---	---	1,117,199
HTOBOR	OTE (CR)	67,271	36,721	5.31%	---	---	---	---	626,590
PPABOR	P.P.A. S.A. (CR)	2,354	1,684	5.31%	500	4.16%	---	---	2,901
TPEIRBOR	PIRAEUS BANK (CR)	---	4,483	5.31%	---	---	---	---	22,414,337
PLAISBOR	PLAISIO COMPUTERS SA (CR)	---	---	---	---	---	---	---	
PPCBOR	PPC (CR)	1,000	142,460	5.31%	---	---	---	---	6,482,323

## Stock Lending Notes

[1] - Multilateral contracts Lending or Borrowing as per Methods 8-1, 8-2 and 8-3-3 (According to ATHEX BoD Resolution No.17)

[2] - Bilateral Contracts Lending or Borrowing as per Methods 8-3-1 and 8-3-2 (According to ATHEX BoD Resolution No.20 )

[3] - The information concerning OTC Stock Borrowing Transactions is based on the statements of the Dematerialised Securities System (DSS) operators involved and refers to volumes that have been registered up until the previous working day.

[4] - Average Price (Volume weighted)

[5] - The Data concerning Open Interest before the start of trading session

Lending Products	Underlying Title	Open Interest[5]	Multilateral Transactions[1]				Bilateral Transactions[2]		Stock Borrowing through OTC (volume)[3]
			Volume(Offered)	Average Weighted	Transactions volume	Average Weighted	Transactions Volume	Average Weighted	Transactions Volume
QUALBOR	QUALITY & RELIABILITY SA (CR)	---	---	---	---	---	---	---	
TENERGYBOR	TERNA ENERGY (CR)	2,931	27,174	5.31%	1,000	3.20%	---	174,375	
TITKBOR	TITAN CEMENT (CR)	7,578	151,189	5.31%	1,000	2.67%	---	50,166	
VIQBOR	VIOHALCO SA/NV (CB)	5,371	57,868	3.31%	1,861	2.65%	---	---	

## Stock Lending Notes

[1] - Multilateral contracts Lending or Borrowing as per Methods 8-1, 8-2 and 8-3-3 (According to ATHEX BoD Resolution No.17)

[2] - Bilateral Contracts Lending or Borrowing as per Methods 8-3-1 and 8-3-2 (According to ATHEX BoD Resolution No.20 )

[3] - The information concerning OTC Stock Borrowing Transactions is based on the statements of the Dematerialised Securities System (DSS) operators involved and refers to volumes that have been registered up until the previous working day.

[4] - Average Price (Volume weighted)

[5] - The Data concerning Open Interest before the start of trading session

## Sectors codification for listed companies

533	-	Exploration & Production	537	-	Integrated Oil & Gas
1353	-	Commodity Chemicals	1357	-	Specialty Chemicals
1753	-	Aluminum	1755	-	Nonferrous Metals
1757	-	Steel	1775	-	General Mining
2353	-	Building Materials & Fixtures	2357	-	Heavy Construction
2723	-	Containers & Packaging	2727	-	Diversified Industrials
2733	-	Electrical Components & Equipment	2753	-	Commercial Vehicles & Trucks
2757	-	Industrial Machinery	2773	-	Marine Transportation
2777	-	Transportation Services	2791	-	Business Support Services
2797	-	Industrial Suppliers	3535	-	Distillers & Vintners
3537	-	Soft Drinks	3573	-	Farming Fishing & Plantations
3577	-	Food Products	3722	-	Durable Household Products
3726	-	Furnishings	3728	-	Home Construction
3747	-	Toys	3763	-	Clothing & Accessories
3765	-	Footwear	3767	-	Personal Products
3785	-	Tobacco	4533	-	Health Care Providers
4535	-	Medical Equipment	4577	-	Pharmaceuticals
5337	-	Food Retailers & Wholesalers	5371	-	Apparel Retailers
5373	-	Broadline Retailers	5375	-	Home Improvement Retailers
5379	-	Specialty Retailers	5553	-	Broadcasting & Entertainment
5555	-	Media Agencies	5557	-	Publishing
5751	-	Airlines	5752	-	Gambling
5753	-	Hotels	5755	-	Recreational Services
5757	-	Restaurants & Bars	5759	-	Travel & Tourism
6535	-	Fixed Line Telecommunications	6575	-	Mobile Telecommunications
7535	-	Conventional Electricity	7537	-	Alternative Electricity
7577	-	Water	8355	-	Banks
8534	-	Insurance Brokers	8536	-	Property & Casualty Insurance
8633	-	Real Estate Holding & Development	8637	-	Real Estate Services
8671	-	Industrial & Office REITs	8674	-	Diversified REITs
8675	-	Specialty REITs	8775	-	Specialty Finance
8777	-	Investment Services	8985	-	Equity Investment Instruments
9533	-	Computer Services	9535	-	Internet
9537	-	Software	9572	-	Computer Hardware
9574	-	Electronic Office Equipment	9578	-	Telecommunications Equipment
12003	-	ETF			





**ATHEX**  
Athens Stock Exchange

Λεωφ. Αθηνών 110 104 42 Αθήνα  
110, Athinon Ave. GR 104 42 Athens  
tel. (+30)210-33.66.800, fax (+30)210-33.66.101  
[www.athexgroup.gr](http://www.athexgroup.gr)