

18

**Ημερήσιο Δελτίο
Συναλλακτικής Δραστηριότητας**

Daily Official List
of Trading Activity

Monday, 17 December, 2018
Year: 139 Trading Day No: 242



ATHEX
Athens Stock Exchange

Disclaimer:

Hellenic Exchanges-Athens Stock Exchange S.A endeavours to ensure that the data and other material ("Information") presented on the Daily Official List are accurate and complete, but it is not liable for any errors or omissions of data or /and for the accuracy, credibility, updating and completeness of the aforesaid information nor it has any liability arising directly or indirectly from the use of the above Information.

The Company is not liable for the accuracy of the data included in listed companies' announcements. Only the sender of such an announcement is fully and solely liable for any infringement of third party's rights from the content of such announcement. All contents of the Daily Official List are provided only for information purposes and do not constitute investment advice or solicitation to invest in securities or other products listed for trading on the Exchange.

You acknowledge and agree that the Company is the owner of any property rights related to any Information appearing on the Daily Official List including intellectual property rights copyright, trademarks, etc.

The above data are a property of the Hellenic Exchanges-Athens Exchange and are copyright protected. Users are forbidden to reproduce, modify, copy, sale, transmit or redistribute, by all reproduction means and methods, part or the whole of the above data, without reference to their source.

The commercial exploitation of these data is, also, forbidden by third parties. Hellenic Exchanges-Athens Exchange does not carry any responsibility, direct or indirect, derived from usage or accidental alteration of the above data when used by third parties.

Hellenic Exchanges – Athens Stock Exchange S.A.

110 Athinon Ave., 10442 Athens, Tel: (210) 33.66.800, Fax: (210) 32.13.938

www.athexgroup.gr

Thessalonica Stock Exchange Center (T.S.E.C)

16-18 Katouni Str., Thessalonica 546 25 Tel: (2310) 567.667, Fax: (2310) 530.545

Athex Members Guarantee Fund

14-16 Fidiou Str., Athens 106 78, Tel: (210) 33.04.682, Fax: (210) 33.04.155

Hellenic Republic Capital Market Commission

1 Kolokotroni Str. & 1 Stadiou Str., Athens 10562 Tel: (210) 33.77.100 Fax: (210) 33.77.173

Table of Contents

Section 1: Statistical Figures of Securities, Derivatives and Lending

Summary of Markets

Athex Indices

Analytic Figures for Athex Market's Boards and Categories

Trading Details by Athex Sectors and Financial Instruments (ETFs)

Top 10 best & worst performing Shares

Derivatives Summary

Section 2: Analytic Figures of Shares Transactions

Analytic Figures of Shares Transactions

Shares' Notes

Section 3: Figures of Securities Transactions

Securities Blocks Details

Shares Rights Details

Stock Borrowing

Securities Forced Sales

Forced Sales Registered Shares

Exchange Traded Funds (ETFs) Characteristics

Section 5: Bonds traded in Fixed Income Assets Market

Convertible Corporate Bonds - Regulated Market

Non Convertible Corporate Bonds - Regulated Market

Government Bonds

Treasury Bills & Zero Coupon Government Bonds

Government Bonds Traded with the Open Outcry Method

State Banks Bonds

Section 6: Additional Infos

Athex & ATHEXClear Members List

List of Stocks under Market Making operations

Section 7: Derivatives Market Analytic Figures

Index Futures

Stock Futures

Index Options

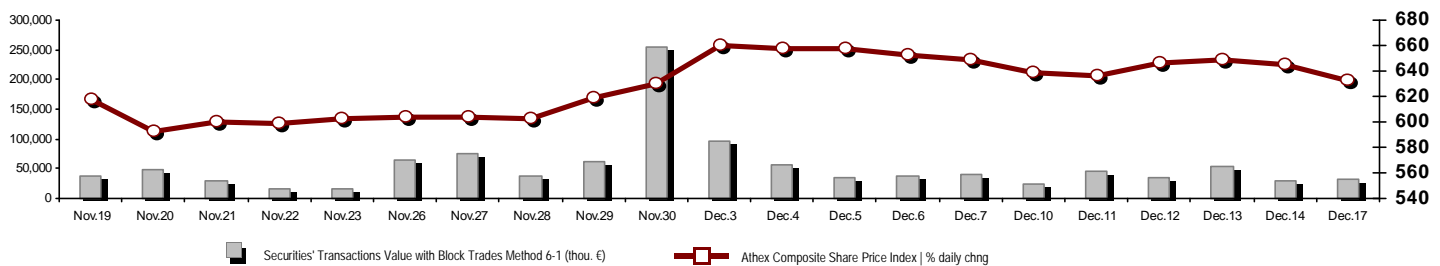
Stock Options

Stock Lending Analytic Figures

Appendix A: Sectors codification for listed companies

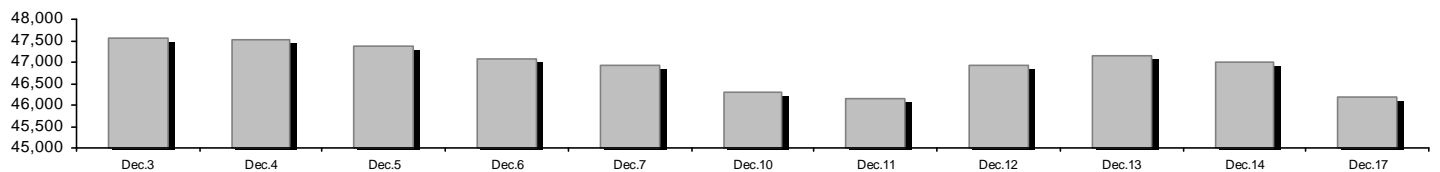
Summary of Markets

Athex Composite Share Price Index vs Shares and Derivatives Transactions Value

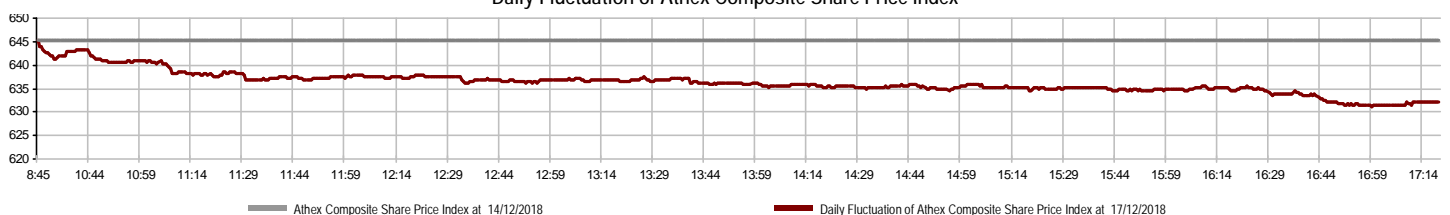


Athex Capitalisation (mill. €) **: 46,188.75	Derivatives Total Open Interest: 436,691
Daily change: mill. € %: -811.18 -1.73%	in Index Futures % daily chng: 5,490 -2.64%
Yearly Avg Capitalisation: mill. € % chng prev year Avg: 52,338.18 4.35%	in Stock Futures % daily chng: 426,874 -2.52%
Athex Composite Share Price Index % daily chng: 632.04 -2.05%	in Index Options % daily chng: 2,751 -1.08%
Athex Composite Share Price Index Capitalisation (mill. €): 41,361.59	in Stock Options % daily chng: 1,576 -1.25%
Daily change (mill. €): -786.82	
Securities' Transactions Value with Block Trades Method 6-1 (): 32,031.08	Derivatives Contracts Volume: 76,434
Daily change: %: 3,215.24 11.16%	Daily change: pieces %: 36,489 91.35%
YtD Avg Trans. Value: thou. € % chng prev year Avg: 55,440.89 -4.71%	YtD Avg Derivatives Contracts % chng prev year Avg: 54,983 -29.03%
Blocks Transactions Value of Method 6-1 (thou. €): 6,919.89	Derivatives Trades Number: 2,630
Blocks Transactions Value of Method 6-2 & 6-3 (thou. €): 0.00	Daily change: number %: 785 42.55%
Bonds Transactions Value (thou.€): 409.28	YtD Avg Trades number % chng prev year Avg: 2,702 2.96%
Securities' Transactions Volume with Block Trades Method 6-1 (th): 13,298.00	Lending Total Open Interest: 281,603
Daily change: thou. pieces %: -96.58 -0.72%	Daily change: pieces %: 11,826 4.38%
YtD Avg Volume: % chng prev year Avg: 37,458.42 -48.04%	Lending Volume (Multilateral/Bilateral): 11,826
Blocks Transactions Volume of Method 6-1 (thou. Pieces): 711.64	Daily change: pieces %: 11,626
Blocks Transactions Volume of Method 6-2 & 6-3 (thou. Pieces): 0.00	Multilateral Lending: 11,826
Bonds Transactions Volume: 401,000	Bilateral Lending: 0
Securities' Trades Number with Block Trades Method 6-1: 14,651	Lending Trades Number: 13
Daily change: number %: 753 5.42%	Daily change: %: 12
YtD Avg Trades number % chng prev year Avg: 20,393 16.75%	Multilateral Lending Trades Number: 13
Number of Blocks Method 6-1: 5	Bilateral Lending Trades Number: 0
Number of Blocks Method 6-2 & 6-3: 0	
Number of Bonds Transactions: 24	

Athex Capitalisation (mill. €) **



Daily Fluctuation of Athex Composite Share Price Index



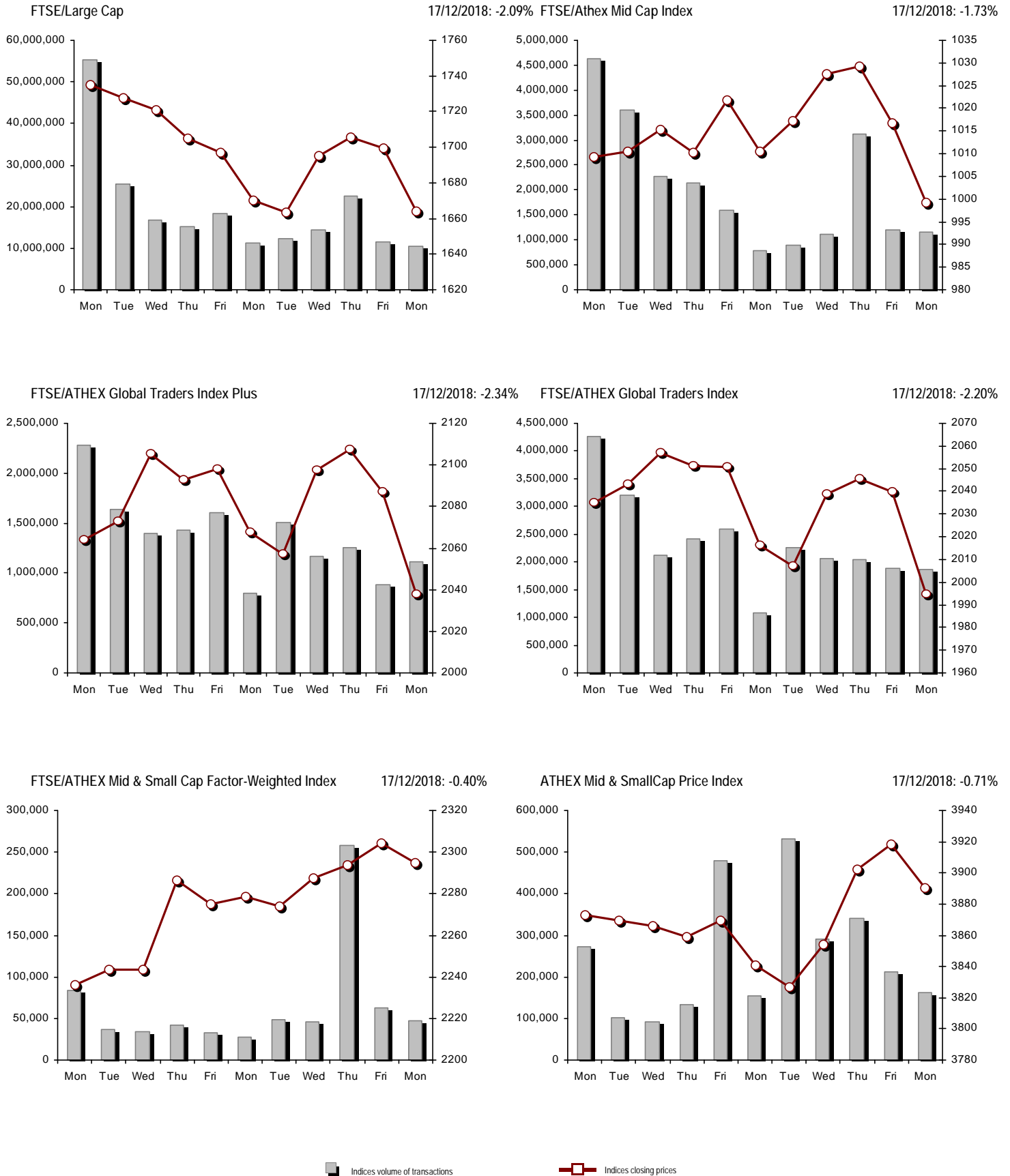
Athex Indices

Index name	17/12/2018	14/12/2018	pts.	%	Min	Max	Year min	Year max	Year change
Athex Composite Share Price Index	632.04 €	645.24	-13.20	-2.05%	631.15	645.24	592.70	895.64	-21.23% €
FTSE/Athex Large Cap	1,664.07 €	1,699.55	-35.48	-2.09%	1,662.69	1,699.55	1,548.58	2,275.91	-20.12% €
FTSE/Athex Mid Cap Index	999.19 €	1,016.79	-17.60	-1.73%	997.71	1,019.80	911.71	1,417.74	-16.61% €
FTSE/ATHEX-CSE Banking Index	339.84 €	352.06	-12.22	-3.47%	339.07	352.70	307.86	788.88	-48.75% €
FTSE/ATHEX Global Traders Index Plus	2,037.93 €	2,086.84	-48.91	-2.34%	2,037.93	2,086.84	1,897.69	2,656.94	-12.90% €
FTSE/ATHEX Global Traders Index	1,994.71 €	2,039.51	-44.80	-2.20%	1,994.63	2,041.82	1,872.97	2,452.53	-8.43% €
FTSE/ATHEX Mid & Small Cap Factor-Weighted Ind	2,294.90 €	2,304.21	-9.31	-0.40%	2,287.19	2,325.64	1,953.64	2,464.88	17.45% #
ATHEX Mid & SmallCap Price Index	3,890.46 €	3,918.37	-27.91	-0.71%	3,881.54	3,941.91	3,459.89	4,442.84	12.37% #
FTSE/Athex Market Index	412.68 €	421.39	-8.71	-2.07%	412.35	421.39	384.60	564.78	-19.86% €
FTSE Med Index	4,290.13 #	4,283.25	6.88	0.16%			3,923.92	4,634.00	-1.04% €
Athex Composite Index Total Return Index	1,003.13 €	1,024.07	-20.94	-2.04%	1,001.72	1,024.07	937.82	1,392.60	-19.58% €
FTSE/Athex Large Cap Total Return	2,420.99 €	2,472.61	-51.62	-2.09%			2,246.89	3,277.20	-19.80% €
FTSE/ATHEX Large Cap Net Total Return	729.42 €	744.98	-15.56	-2.09%	728.82	744.98	677.24	979.13	-18.61% €
FTSE/Athex Mid Cap Total Return	1,233.21 €	1,254.94	-21.73	-1.73%			1,128.83	1,702.90	-14.51% €
FTSE/ATHEX-CSE Banking Total Return Index	320.15 €	331.66	-11.51	-3.47%			291.68	747.83	-49.62% €
Hellenic Mid & Small Cap Index	924.45 €	941.21	-16.76	-1.78%	921.99	941.21	880.79	1,185.73	-10.43% €
FTSE/Athex Banks	449.01 €	465.16	-16.15	-3.47%	448.00	466.00	406.75	1,042.30	-48.75% €
FTSE/Athex Financial Services	795.88 €	817.30	-21.42	-2.62%	795.88	817.30	737.75	1,309.27	-29.28% €
FTSE/Athex Industrial Goods & Services	1,968.86 €	2,016.98	-48.12	-2.39%	1,968.86	2,016.98	1,779.28	2,717.62	-12.35% €
FTSE/Athex Retail	61.94 €	64.72	-2.78	-4.30%	59.91	64.83	51.91	2,921.52	-97.77% €
FTSE/ATHEX Real Estate	3,017.90 €	3,091.18	-73.28	-2.37%	2,954.49	3,091.18	2,706.93	3,587.02	-11.46% €
FTSE/Athex Personal & Household Goods	7,191.72 €	7,379.49	-187.77	-2.54%	7,191.72	7,443.89	6,088.80	8,843.95	-10.11% €
FTSE/Athex Food & Beverage	10,132.73 €	10,307.31	-174.58	-1.69%	10,088.49	10,307.31	9,316.14	11,879.29	-0.20% €
FTSE/Athex Basic Resources	3,113.09 €	3,220.50	-107.41	-3.34%	3,113.09	3,241.30	2,919.09	4,731.18	-22.80% €
FTSE/Athex Construction & Materials	2,556.68 €	2,583.73	-27.05	-1.05%	2,532.17	2,583.73	2,457.94	3,244.17	-9.28% €
FTSE/Athex Oil & Gas	4,815.95 €	4,970.05	-154.10	-3.10%	4,815.95	4,970.05	4,087.64	5,396.31	6.32% #
FTSE/Athex Chemicals	8,058.24 €	8,189.93	-131.69	-1.61%	7,946.95	8,321.62	7,889.97	12,117.06	-29.76% €
FTSE/Athex Media	1,469.64 €	1,495.65	-26.01	-1.74%	1,469.64	1,495.65	1,131.49	1,664.73	-5.83% €
FTSE/Athex Travel & Leisure	1,454.89 €	1,465.16	-10.27	-0.70%	1,443.90	1,473.34	1,325.32	1,962.01	-20.49% €
FTSE/Athex Technology	743.90 €	744.74	-0.84	-0.11%	735.35	751.10	668.53	1,116.72	-18.32% €
FTSE/Athex Telecommunications	2,956.26 €	3,011.31	-55.05	-1.83%	2,950.75	3,011.31	2,587.42	3,526.04	-6.61% €
FTSE/Athex Utilities	1,835.22 €	1,855.35	-20.13	-1.08%	1,822.99	1,855.35	1,756.98	2,508.45	-7.88% €
FTSE/Athex Health Care	497.89 #	485.41	12.48	2.57%	479.86	503.43	256.65	517.30	92.97% #
Athex All Share Index	162.63 €	165.50	-2.87	-1.74%	162.63	162.63	152.89	209.09	-14.52% €
Hellenic Corporate Bond Index	116.42 #	116.38	0.04	0.03%			115.75	118.41	-0.45% €
Hellenic Corporate Bond Price Index	96.03 #	96.00	0.02	0.02%			95.62	100.55	-3.92% €

Note 1: FTSE/Med 100, Hellenic Corporate Bond Price Index and Hellenic Corporate Bond Index closing prices refer to the previous trading day of 13/12/2018.

Note 2: The Hellenic Mid & Small Cap Index is a Customized index calculated by the Athens Exchange.

Athex Indices



Analytic Figures for Athex Market's Boards and Categories

	Total Traded Securities	Main Market	Surveillance	Exchange Traded Funds (ETFs)
Totals	121	108	12	1
Gain / Lose / Same:	20 / 72 / 29	18 / 68 / 22	2 / 3 / 7	0 / 1 / 0
Athex Capitalisation (mill. €) **	46,188.75	45,982.22	206.53	
Daily Average Trans/ons Value(thou.€)	55,440.89	55,446.30	32.14	48.88
Transactions Value	32,031.08	31,990.43	7.00	33.65
Main Board:	24,265.34	24,224.69	7.00	33.65
Blocks Board 6_2_3:	6,919.89	6,919.89	0.00	0.00
Forced Sales Board:	845.85	845.85	0.00	0.00
Special Terms Board:	0.00	0.00	0.00	0.00
Daily Average Transactions Volume	37,458,416	37,285,185	220,603	2,482
Transactions Volume	13,298,003	13,232,105	63,882	2,016
Main Board:	11,796,483	11,730,585	63,882	2,016
Blocks Board 6_2_3:	711,635	711,635	0	0
Forced Sales Board:	789,885	789,885	0	0
Special Terms Board:	0	0	0	0
Daily Average Number of Trades	20,393	20,300	92	2
Number of Trades	14,651	14,591	58	2
Main Board:	14,603	14,543	58	2
Blocks Board 6_2_3:	5	5	0	0
Forced Sales Board:	43	43	0	0
Special Terms Board:	0	0	0	0

Trading Details by Athex Sectors and Financial Instruments (ETFs)

Code	Sectors	Gain / Lose / Same	Number of Trades	Transactions Volume	Transactions Value	% of Total Trans. Value
8300	- Banks	0 / 6 / 0	4,956	7,692,294	5,990,322.39	18.70%
1700	- Basic Resources	1 / 4 / 1	177	70,211	86,018.70	0.27%
1300	- Chemicals	0 / 3 / 2	94	20,453	38,915.28	0.12%
2300	- Construction & Materials	0 / 10 / 6	1,170	360,342	1,289,693.58	4.03%
12000	- Financial Instruments	0 / 1 / 0	2	2,016	33,647.40	0.11%
8700	- Financial Services	1 / 3 / 0	343	347,009	443,215.20	1.38%
3500	- Food & Beverage	3 / 6 / 1	213	92,083	537,180.07	1.68%
4500	- Health Care	2 / 0 / 2	465	1,555,655	1,671,796.87	5.22%
2700	- Industrial Goods & Services	1 / 12 / 2	1,307	398,492	2,282,145.42	7.12%
8500	- Insurance	1 / 0 / 0	13	4,585	16,030.60	0.05%
5500	- Media	0 / 1 / 0	3	2,078	234.81	0.00%
500	- Oil & Gas	0 / 2 / 0	887	97,406	1,670,665.76	5.22%
3700	- Personal & Household Goods	1 / 4 / 4	871	228,408	2,234,017.93	6.97%
8600	- Real Estate	0 / 5 / 4	765	500,757	3,944,649.02	12.32%
5300	- Retail	1 / 3 / 1	68	15,031	20,010.97	0.06%
9500	- Technology	5 / 3 / 3	209	82,407	100,546.40	0.31%
6500	- Telecommunications	0 / 1 / 0	595	443,659	4,789,365.91	14.95%
5700	- Travel & Leisure	2 / 5 / 2	1,168	1,006,292	5,756,915.47	17.97%
7500	- Utilities	2 / 3 / 1	1,345	378,825	1,125,710.52	3.51%

Top 10 best & worst performing Shares

Main Market

With positive Price change	Closing price	change	With negative Price change	Closing price	change
KRETA FARM SA (CR)	0.546	9.64% #	PPC (CR)	1.379	-5.42% €
IASO SA (CR)	1.135	4.13% #	AS COMPANY SA (CR)	2.5	-5.30% €
EUROPEAN RELIANCE INSUR. (CR)	3.52	3.53% #	ALPHA BANK (CR)	1.182	-4.68% €
AUTOHELLAS SA (CR)	23	1.77% #	FOURLIS (CR)	4.29	-4.56% €
ADMIE (IPTO) HOLDING S.A. (CR)	1.63	1.49% #	ELLAKTOR (CR)	1.408	-4.22% €
ANDROMEDA SA (CR)	20.4	0.99% #	EKTER SA (CR)	1.24	-3.88% €
SPACE HELLAS SA (CR)	5.15	0.98% #	MOTOR OIL (CR)	20.65	-3.73% €
INTRALOT (CR)	0.4705	0.43% #	ELVALHALCOR (CB)	1.25	-3.10% €
INTRACOM HOLDINGS (CR)	0.712	0.28% #	PIRAEUS BANK (CR)	0.85	-3.08% €
THESSALONIKA WATER & SEWERAGE	4.27	0.23% #	VIOHALCO SA/NV (CB)	2.6	-2.99% €
With the highest Transactions Value	Value (thou. €)	change	With the highest Transactions Volume	Volume	change
OPAP (CR)	5,160.47	-0.53% €	EUROBANK ERGASIAS (CR)	4,039,650	-2.91% €
OTE (CR)	4,789.37	-1.83% €	NATIONAL BANK (CR)	1,491,358	-1.21% €
GRIVALIA PROPERTIES (CR)	3,780.18	-2.84% €	IASO SA (CR)	1,372,078	4.13% #
EUROBANK ERGASIAS (CR)	2,029.73	-2.91% €	ALPHA BANK (CR)	1,122,421	-4.68% €
JUMBO SA (CR)	1,855.67	-2.62% €	PIRAEUS BANK (CR)	1,014,455	-3.08% €
MYTILINEOS HOLDINGS (CR)	1,795.42	-2.57% €	OPAP (CR)	610,780	-0.53% €
NATIONAL BANK (CR)	1,714.15	-1.21% €	GRIVALIA PROPERTIES (CR)	460,135	-2.84% €
IASO SA (CR)	1,497.32	4.13% #	OTE (CR)	443,659	-1.83% €
MOTOR OIL (CR)	1,467.62	-3.73% €	INTRALOT (CR)	318,760	0.43% #
ALPHA BANK (CR)	1,347.18	-4.68% €	MARFIN INVESTMENT GROUP (CR)	289,317	-1.66% €

Note: Stocks that are not included in the "Low Dispersion" and "Under Supervision" categories, and the transactions value is more than 10,000 €.

Derivatives Summary

	Number of Trades	Volume	Open Interest
Index Futures	318	1,575	5,490
FTSE/Athex Large Cap	318	1,575	5,490
Stock Futures	2,291	74,644	426,874
ADMIE (IPTO) HOLDING S.A. (CR)	50	1,441	10,198
ALPHA BANK (CR)	138	4,177	25,669
ATTICA BANK S.A. (CR)	0	0	339
CC HBC AG (CR)	4	12	251
CENERGY HOLDINGS (CB)	27	663	4,388
ELLAKTOR (CR)	197	1,870	4,747
EUROBANK ERGASIAS (CR)	254	8,391	68,593
EYDAP S.A. (CR)	19	338	662
FOURLIS (CR)	9	16	189
GEK TERNA (CR)	47	263	6,093
GRIVALIA PROPERTIES (CR)	10	49	216
HELLENIC EXCHANGES-A.S.E. (CR)	38	138	668
HELLENIC PETROLEUM (CR)	44	315	2,663
INTRACOM HOLDINGS (CR)	10	357	4,686
INTRALOT (CR)	3	10	3,737
JUMBO SA (CR)	25	193	1,039
LAMDA DEVELOPMENT SA (CR)	45	369	1,852
MARFIN INVESTMENT GROUP (CR)	73	19,744	52,305
MOTOR OIL (CR)	19	48	327
MYTILINEOS HOLDINGS (CR)	179	1,323	8,807
NATIONAL BANK (CR)	230	21,879	178,482
OPAP (CR)	47	381	2,898
OTE (CR)	95	554	2,294
P.P.A. S.A. (CR)	0	0	526
PIRAEUS BANK (CR)	213	5,623	20,552
PPC (CR)	259	4,305	10,654
TERNA ENERGY (CR)	141	628	7,665
TITAN CEMENT (CR)	11	24	267
VIOHALCO SA/NV (CB)	104	1,533	6,107
Index Options	19	135	2,751
FTSE/Athex Large Cap	19	135	2,751
Stock Options	2	80	1,576
ALPHA BANK (CR)	0	0	120
NATIONAL BANK (CR)	0	0	660
OPAP (CR)	0	0	0
OTE (CR)	0	0	0
PIRAEUS BANK (CR)	1	30	670
PPC (CR)	1	50	126
Total Derivatives Traded	2,630	76,434	436,691

Section 2: Analytic Figures of Shares Transactions

Monday, 17 December, 2018

Number of Outstanding Securities	Nominal Value	Dividends [1]			Date of Last Coupon		Note	Shares	Closing price	% change	Previous closing price/date	Open price	Price min	Price max	Last price	Avg price	Last Bid [7]	Last Ask [7]	P/E after	Year	Volume	Trades	Transactions Value[8]	Company Mkt Value (thou. €)	Year low	Year high	Sector[4]	
		2015	2016	2017	Dividend [2]	Right																						
4,034,950	0.680	---	---	---	01/07/2005	30/12/2010	5171	CHATZIKRANIOTIS & SONS SA (CR)	0.14	---	0.14	27/04/2018	---	---	---	---	---	---	---	---	---	---	---	---	564.89	0.102	0.18	3577

Shares' Notes

Code	Note text
()	- Adjusted dividends.
*	- Last adjusted closing price.
[1]	- Net dividends.
[2]	- The "Date of Last Coupon" for New listings refers to the date company's stocks started to trade in Athex
[3]	- The Company Market Value is referred to the number of outstanding shares
[4]	- Sectors codification can be found in Appendix A
[5]	- The Market Value refers to the total number of shares listed (including their several classes) in the exchange by the company.
[6]	- P/E greater than 100
[7]	- Last view of the Order Book before the end of the trading session
[8]	- All Blocks Methods' Transactions Value are included.
4690	- Transfer to Surveillance category as of 4/4/2006.
4750	- Transfer to the "Under Surveillance Category" from 8/4/2011.
4865	- Suspension of trading as of 2/4/2012.
4887	- Transfer to the Surveillance Category as of 10/4/2012.
4912	- Transfer to the Surveillance Category as of 31/7/2012.
4914	- Suspension of trading as of 31/8/2012.
4918	- Suspension of trading as of 31/8/2012.
4955	- Transfer to the Surveillance Category as from 5/4/2013.
4956	- Transfer to the Surveillance Category as from 5/4/2013.
4957	- Transfer to the Surveillance Category as from 5/4/2013.
4958	- Transfer to the Surveillance Category as from 5/4/2013.
4959	- Transfer to the Surveillance Category as from 5/4/2013.
4983	- Transfer to the Surveillance Category as of 5/4/2013.
5080	- Transfer to the Surveillance Category as of 05/12/2014.
5093	- Transfer to the Surveillance Category as of 8/4/2015.
5094	- Transfer to the Surveillance Category as of 8/4/2015.
5095	- Transfer to the Surveillance Category as from 9/4/2015.
5101	- Suspension of trading as of 1/9/2015.
5110	- Suspension of trading as of 08/03/2016.
5112	- Transfer to the Surveillance Category as of 15/04/2016.
5115	- Transfer to the Surveillance Category as of 15/04/2016.
5123	- Transfer to the Surveillance Category as of 01/04/2016.
5130	- Suspension of trading as of 18/04/2017.
5136	- Suspension of trading as of 02/05/2017.
5141	- Transfer to the Surveillance Category as of 10/05/2017.
5153	- Suspension of trading as of 03/10/2017.
5154	- Suspension of trading as of 03/10/2017.
5156	- Transfer to the Surveillance Category as of 11/12/2017.
5160	- Transfer to the Surveillance Category as of 15/04/2016.
5161	- Transfer to the Surveillance Category as of 25/11/2011.
5162	- Transfer to the Under Supervision Category as of 21/12/2009.
5165	- Transfer to the Surveillance Category as of 15/02/2018.
5171	- Suspension of trading as of 30/04/2018.
5172	- Suspension of trading as of 30/04/2018.
5174	- Suspension of trading as of 02/05/2018.
5178	- Transfer to the Surveillance Category as of 11/05/2018.
5179	- Suspension of trading as of 25/05/2018.
5180	- Transfer to the Surveillance Category as of 29/05/2018.
5190	- Transfer to the Surveillance Category as of 01/10/2018.
5191	- Suspension of trading as of 02/10/2018.
5192	- Suspension of trading as of 02/10/2018.
5193	- Transfer to the Surveillance Category as of 25/10/2018.

Shares' Notes

Code	Note text
5194	- Transfer to the Surveillance Category as of 25/10/2018.
5195	- Transfer to the Surveillance Category as of 01/12/2017.
5197	- Transfer to the Surveillance Category as of 07/11/2018.

Securities Blocks Details

Securities	Block Volume	Price	Block Trade Value	Time of approval	Note
OPAP (CR)	87,179	8.47	738,624.08	10:53:12	20
GRIVALIA PROPERTIES (CR)	200,000	8.20	1,640,000.00	15:42:44	20
GRIVALIA PROPERTIES (CR)	100,000	8.21	821,000.00	15:57:17	20
OTE (CR)	244,700	10.80	2,642,760.00	17:02:22	20
JUMBO SA (CR)	79,756	13.51	1,077,503.56	17:10:52	20

Blocks Notes

- 9 - Method 6-1 / Special Fees
- 10 - Method 6-1 / Special Fees, SDS
- 14 - Method 6-3 / Settlement, Incomplete Buy and Sell
- 18 - Method 6-2 / SPOT 1
- 19 - Method 6-2 / SPOT 2
- 20 - Method 6-1 and Method 6-1 Same Day Settlement
- 21 - Other Pre-agreed

Shares Rights Details

Occured date	Exercise from	Exercise until	Trading until	Rights	Price min	Price max	Closing price	Last Bid	Last Ask	Volume	Trades	Transactions Value
--------------	---------------	----------------	---------------	---------------	-----------	-----------	---------------	----------	----------	--------	--------	--------------------

No Rights Transactions.

Securities Forced Sales

Securities	Category of Security	Transaction s Volume	Number of Trades	Transactions Value	Note
IASO SA (CR)	Stocks	789,885	43	845,852.53	1

Forced Sales Notes

- 1 - Normal Forced Sale.
- 2 - Forced Sales of Fixed Registered Shares.
- 3 - Forced Sales of Remaining Stock Fractions.

Forced Sales Registered Shares

Securities	Start Date	End Date	Initial Volume	Remaining Volume	Date	Avg price (day)	Avg price (period)	Number of Trades	Transactions Volume	Transactions Value
------------	------------	----------	----------------	------------------	------	-----------------	--------------------	------------------	---------------------	--------------------

No Fixed Registered Shares Forced Sales.

Forced Sales Notes

According to Decision 1/380/04.05.2008 of the Hellenic Republic Capital Market Commission, the certificated registered shares that have not been deposited to the issuer for dematerialisation, will be auctioned in the Athens Exchange by the supervising issuer. Forced sales procedure is held according to Article 99A of the Athens Exchange Rulebook. The average price of the period is calculated by dividing the Total transactions value by the Total volume and includes all the transactions made until the current date.

Exchange Traded Funds (ETFs) Characteristics

	Transactions Date (T)	Creation / Redemption	Units (T-1)	New Units (T-1)	Redemption Units (T-1)	Units (T) [1]	Fund Assets [2]	Net Unit Price	Dividend per	Dividend Date
ALPHA ETF FTSE Athex Large Cap	17/12/2018	5,000	629,082	13,300	---	642,382	10,928,470.00	17.0124	0.43	30/06/2018

ETFs Notes

[1] - Units (T) = Units (T-1) + New Units (T-1) - Redemption Units (T-1)

[2] - The Creation / Redemption Units of T-1 are included.

Convertible Corporate Bonds - Regulated Market

Num Listed Bonds	Nominal price	Issue price	Today's Rate	Exp. Date	Duration (years)	Note	Coupon		Trading	Corporate Bonds	Price min	Price max	Closing price	Previous closing price/date	Volume	Transactions Value	Last order			ear min	Year max
							Common	Preferred									Price	Buy / Sell	Date		
179,991,941	0.30	0.30	1.00	11/10/2025	9	---	9	---	1	FORTHNET S.A. (Convertible)	---	---	---	---	---	---	1.0610	B	17/12/2018	100.0000	100.0000

Corporate Bonds Notes

Transactions Volume = (Pieces) * (Nominal Price). Transactions Value = (Pieces) * (Nominal Price) * (price %) + (Accrued interest).

The price of a Bond is stated as a percentage (%) of Bond's Nominal Price.

Nominal Price in Euros (€), except if it is noted differently.

Non Convertible Corporate Bonds - Regulated Market

Num Listed Bonds	Nominal price	Issue price	Today's Rate	Exp. Date	Duration (years)	Note	Coupon		Trading	Corporate Bonds	Accrued Int.	Yield.T.Mat	Price min	Price max	Closing price	Previous closing price/date	Volume	Transactions Value	Last order		ear min	Year max		
							Common	Preferred											Price	Buy / Sell			Date	
25,000	1,000.00	1,000.00	4.95	26/06/2023	5	---	1	---	1	B&F COMM. & GARM. INDUS. S.A. (Non Convertible)	24.2000	6.2010	95.0000	95.0000	95.0000	96.1090	13/12/2018	8,000	7,792.50	92.9110	B	17/12/2018	92.3969	100.0000
90,000	1,000.00	1,000.00	3.00	11/05/2023	5	---	2	---	1	CORAL A.E. (Non Convertible)	3.0833	2.8220	100.5000	100.5200	100.5000	100.9990	14/12/2018	53,000	53,435.02	100.4500	B	17/12/2018	100.0000	101.3500
120,000	1,000.00	1,000.00	3.95	04/04/2025	7	---	2	---	1	GEK TERNA S.A. (Non Convertible)	8.3389	3.9910	99.1010	99.2500	99.2201	99.6800	14/12/2018	28,000	28,015.11	99.2100	B	17/12/2018	98.1000	102.9900
60,000	1,000.00	1,000.00	3.85	21/07/2022	5	---	3	---	1	TERNA ENERGY FINANCE S.A. (Non Convertible)	15.9347	3.4950	100.5260	100.5260	100.5260	100.5260	14/12/2018	1,000	1,021.19	100.9000	B	17/12/2018	99.3154	103.4900
300,000	1,000.00	1,000.00	3.10	27/06/2022	5	---	3	---	1	MYTILINEOS HOLDINGS S.A. (Non Convertible)	15.0694	2.7570	100.6000	100.8500	100.7020	100.7500	14/12/2018	100,000	102,208.94	100.6500	B	17/12/2018	100.1901	103.4800
50,000	1,000.00	1,000.00	4.25	20/06/2022	5	---	3	---	1	SYSTEMS SUNLIGHT S.A. (Non Convertible)	21.3681	3.9290	100.0000	100.3000	100.2140	100.4400	14/12/2018	21,000	21,493.67	100.0000	B	17/12/2018	98.0000	103.2000
200,000	1,000.00	1,000.00	3.50	21/03/2022	5	---	4	---	1	O.P.A.P. S.A. (Non Convertible)	8.6528	2.6960	101.7600	102.0000	101.9329	102.1000	13/12/2018	190,000	195,316.53	101.8500	B	17/12/2018	101.3000	103.1500
40,000,000	1.00	1.00	5.00	04/10/2021	5	---	9	---	1	HOUSEMARKET S.A. (Non Convertible)	0.0106	3.7610	---	---	---	102.1000	13/12/2018	---	---	102.0000	B	17/12/2018	98.9369	105.1000

Corporate Bonds Notes

Transactions Volume = (Pieces) * (Nominal Price). Transactions Value = (Pieces) * (Nominal Price) * (price %) + (Accrued interest).

The price of a Bond is stated as a percentage (%) of Bond's Nominal Price.

Nominal Price in Euros (€), except if it is noted differently.

Government Bonds

Number Listed Bonds	Nominal price	Today's Rate	Accrued Interest Calc	Exp. Date [1]	Duration (years)	Note	Coupons Date	Curr. coupon value	Trading Unit	Government Bonds	Price min	Price max	Closing price	Previous closing price/date	Volume	Transactions Value	Price	Last order Buy / Sell	Date
3,000,000	1,000.00	4.38	Actual/Actual	01/08/2022	5	---	01/08	4.38	1	GGB-FXD-010822-05Y-4.375-1.000	---	---	---	---	---	---	---	---	---
4,355,990,324	1.00	3.50	Actual/Actual	30/01/2023	5	---	01/02 - 31/01	3.50	1	GGB-FXD-300123-05Y-3.500-1.00	---	---	---	94.5720 13/07/2018	---	---	1.0000	B	28/11/2018
5,962,747,327	1.00	3.75	Actual/Actual	30/01/2028	10	---	/02 - 01/02 - 31/	3.75	1	GGB-FXD-300128-10Y-3.750-1.00	---	---	---	85.4610 13/07/2018	---	---	1.0000	B	28/11/2018
6,091,218,404	1.00	3.90	Actual/Actual	30/01/2033	15	---	/02 - 01/02 - 31/	3.90	1	GGB-FXD-300133-15Y-3.900-1.00	---	---	---	78.6730 13/07/2018	---	---	1.0000	B	28/11/2018
4,805,399,486	1.00	4.00	Actual/Actual	30/01/2037	19	---	/02 - 01/02 - 31/	4.00	1	GGB-FXD-300137-19Y-4.000-1.00	---	---	---	77.0370 13/07/2018	---	---	1.0000	B	28/11/2018
4,603,713,186	1.00	4.20	Actual/Actual	30/01/2042	24	---	/02 - 01/02 - 31/	4.20	1	GGB-FXD-300142-24Y-4.200-1.00	---	---	---	77.7640 13/07/2018	---	---	1.0000	B	28/11/2018
550,418,123	1.00	3.00	Actual/Actual	24/02/2023	11	---	24/02	3.00	1	GGB-FXD-240223-11Y-2.000-1.00	---	---	---	10.0000 22/06/2015	---	---	---	---	---
445,007,576	1.00	3.00	Actual/Actual	24/02/2024	12	---	24/02	3.00	1	GGB-FXD-240224-12Y-2.000-1.00	---	---	---	10.0000 22/06/2015	---	---	---	---	---
423,674,226	1.00	3.00	Actual/Actual	24/02/2025	13	---	24/02	3.00	1	GGB-FXD-240225-13Y-2.000-1.00	---	---	---	10.0000 22/06/2015	---	---	---	---	---
212,292,153	1.00	3.00	Actual/Actual	24/02/2026	14	---	24/02	3.00	1	GGB-FXD-240226-14Y-2.000-1.00	---	---	---	10.0000 22/06/2015	---	---	---	---	---
160,621,352	1.00	3.00	Actual/Actual	24/02/2027	15	---	24/02	3.00	1	GGB-FXD-240227-15Y-2.000-1.00	---	---	---	10.0000 22/06/2015	---	---	---	---	---
183,244,055	1.00	3.00	Actual/Actual	24/02/2028	16	---	24/02	3.00	1	GGB-FXD-240228-16Y-2.000-1.00	---	---	---	10.0000 22/06/2015	---	---	---	---	---
164,802,894	1.00	3.00	Actual/Actual	24/02/2029	17	---	24/02	3.00	1	GGB-FXD-240229-17Y-2.000-1.00	---	---	---	10.0000 22/06/2015	---	---	---	---	---
165,460,943	1.00	3.00	Actual/Actual	24/02/2030	18	---	24/02	3.00	1	GGB-FXD-240230-18Y-2.000-1.00	---	---	---	10.0000 22/06/2015	---	---	---	---	---
129,007,241	1.00	3.00	Actual/Actual	24/02/2031	19	---	24/02	3.00	1	GGB-FXD-240231-19Y-2.000-1.00	---	---	---	10.0000 22/06/2015	---	---	---	---	---
126,192,683	1.00	3.00	Actual/Actual	24/02/2032	20	---	24/02	3.00	1	GGB-FXD-240232-20Y-2.000-1.00	---	---	---	10.0000 22/06/2015	---	---	---	---	---
146,905,168	1.00	3.00	Actual/Actual	24/02/2033	21	---	24/02	3.00	1	GGB-FXD-240233-21Y-2.000-1.00	---	---	---	10.0000 22/06/2015	---	---	---	---	---
154,475,606	1.00	3.00	Actual/Actual	24/02/2034	22	---	24/02	3.00	1	GGB-FXD-240234-22Y-2.000-1.00	---	---	---	10.0000 22/06/2015	---	---	---	---	---
144,429,441	1.00	3.00	Actual/Actual	24/02/2035	23	---	24/02	3.00	1	GGB-FXD-240235-23Y-2.000-1.00	---	---	---	10.0000 22/06/2015	---	---	---	---	---
166,211,676	1.00	3.00	Actual/Actual	24/02/2036	24	---	24/02	3.00	1	GGB-FXD-240236-24Y-2.000-1.00	---	---	---	10.0000 22/06/2015	---	---	---	---	---
145,461,669	1.00	3.00	Actual/Actual	24/02/2037	25	---	24/02	3.00	1	GGB-FXD-240237-25Y-2.000-1.00	---	---	---	10.0000 22/06/2015	---	---	---	---	---
146,941,087	1.00	3.00	Actual/Actual	24/02/2038	26	---	24/02	3.00	1	GGB-FXD-240238-26Y-2.000-1.00	---	---	---	10.0000 22/06/2015	---	---	---	---	---
135,115,612	1.00	3.00	Actual/Actual	24/02/2039	27	---	24/02	3.00	1	GGB-FXD-240239-27Y-2.000-1.00	---	---	---	10.0000 22/06/2015	---	---	---	---	---
141,909,637	1.00	3.00	Actual/Actual	24/02/2040	28	---	24/02	3.00	1	GGB-FXD-240240-28Y-2.000-1.00	---	---	---	10.0000 22/06/2015	---	---	---	---	---
136,788,720	1.00	3.00	Actual/Actual	24/02/2041	29	---	24/02	3.00	1	GGB-FXD-240241-29Y-2.000-1.00	---	---	---	10.0000 22/06/2015	---	---	---	---	---
163,643,410	1.00	3.00	Actual/Actual	24/02/2042	30	---	24/02	3.00	1	GGB-FXD-240242-30Y-2.000-1.00	---	---	---	10.0000 22/06/2015	---	---	---	---	---
742,153	1,000.00	0.93	FLR Actual/360	10/08/2019	5	---	10/02 - 10/08	---	1	GGB-FLT-100819-05Y-0.934-1.000	---	---	---	---	---	---	50.0001	B	12/12/2017
3,000,000	1,000.00	3.38	Actual/Actual	15/02/2025	7	---	15/02	3.38	1	GGB-FXD-150225-07Y-3.375-1.000	---	---	---	---	---	---	---	---	---
2,456,470	1,000.00	4.75	Actual/Actual	17/04/2019	5	---	17/04	4.75	1	GGB-FXD-170419-05Y-4.750-1.000	---	---	---	---	---	---	---	---	---

Government Bonds Notes

Transactions Volume = (Pieces) * (Nominal Price). Transactions Value = (Pieces) * (Nominal Price) * (price %) + (Accrued interest).

The Value of current coupon for the issues with NV 0.01 euro refers to NV 100 euros

FLR: Floating Interest Rate.

[1] - The Expiration Date of the interest bearing period and the Date for coupon payment.

Treasury Bills & Zero Coupon Government Bonds

Issue Date	13-Week Maturity									26-Week Maturity									52-Week Maturity								
	Exp. Date	Initial Rate	Num Listed Bonds	Nominal price	Issue price	Last Trade Price	Last Trade Date	Volume Traded	Note	Exp. Date	Initial Rate	Num Listed Bonds	Nominal price	Issue price	Last Trade Price	Last Trade Date	Volume Traded	Note	Exp. Date	Initial Rate	Num Listed Bonds	Nominal price	Issue price	Last Trade Price	Last Trade Date	Volume Traded	Note
16/03/2018	---	---	---	---	---	---	---	---	---	---	---	---	---	---	---	---	---	---	15/03/2019	1.25	1,000,000	1,000.00	987.52	---	---	---	---
15/06/2018	---	---	---	---	---	---	---	---	---	---	---	---	---	---	---	---	---	---	14/06/2019	1.09	1,000,000	1,000.00	989.10	---	---	---	---
14/09/2018	---	---	---	---	---	---	---	---	---	---	---	---	---	---	---	---	---	---	13/09/2019	1.09	1,000,000	1,000.00	989.10	---	---	---	---

Bonds in Circulation	Currency / Min nominal traded Value	Coupons Payment Date	Current Coupon Value	Note	Coupon	Trading Unit	Issue Date	Duration (years)	Today's Interest	A.I.C in days	Bonds	Last price of previous days		Last Outcry in Cash (euro)		Trades in Pieces	Life min	Life Max	
												Price	Buy / Sell	Price	Buy / Sell				
Corporate Bonds in Foreign Currency and Euro																			
103,746	GBP / 10	01/12	0.25	---	60	1	01/12/1930	98	2.5	360	National Mortgage Bank	2.27	05/02/1996	2.27	S	05/02/1996	---	2.27	2.27
0	GBP / 10	01/12	0.25	---	62	1	01/12/1928	100	2.5	360	National Mortgage Bank	---	---	---	---	---	---	---	---

Government Bonds Notes

A.I.C: Accrued Interest Calculation base.

FLR: Floating Interest Rate.

The minimum tradeable Nominal Value for all Demeterialised Government Titles is 100 Euros.

(μτφρ-0)

Athex & ATHEXClear Members List

Member Name	Stock Market			Derivatives Market		ATHEXClear Member				
	Address	Phone	Fax	Market Member	Remote Member	Market Maker	Proprietary	Market Maker	General Clearing	Direct Clearing
A. SARRIS SECURITIES S.A.				a						
6, DRAGATSANIOU ATHINA	+30 2103367700	210-3312324								
ALPHA BANK A.E.									a	
40, STADIOU STR ATHINA	(210)-3260000	(210)-3264116								
	(210)-3265546	(210)-3265811								
103, AVE. ATHINON ATHINA	+30 2103436820	210-3436270								
ALPHA FINANCE INVESTMENT SERVICES S.A.				a		a	a			a
5, MERLIN ATHINA	+30 2103677400	210-33311193								
ARDU PRIME SECURITIES S.A				a			a			
12-14, KARAGIORGI SERVIAS ATHINA	+30 2103800820	210-3000854								
ARGUS STOCKBROKERS LTD				a	a		a			
25 , DIMOSTHENI SEVERI AVE NICOSIA	+357 22717000	0035722717070								
ATLANTIC SECURITIES LIMITED				a	a					
37, PRODROMOU NICOSIA	+357 22445400	00357 22661914								
AXIA VENTURES GROUP LTD				a	a					
, KRANIDIOTI 10, OFFICE 102 NICOSIA	+357 22742000	357 22742001								
AXON SECURITIES S.A.				a			a			
48, STADIOU ATHINA	+30 2103363800	210-3243903								
BANK OF AMERICA MERRILL LYNCH				a	a					
2 , KING EDWARD STREET LONDON	+44 20276281000									
BETA SECURITIES S.A.				a		a	a			a
29 , ALEXANDRAS AVEN. & VRAILA ATHINA	+30 2106478900	210-6410139								
BNP PARIBAS SECURITIES SERVICES									a	
2, LAMPSAKOU ATHINA	+30 2107468500	210-7468579-581								
CAPITAL SECURITIES S.A.				a			a			
58, MITROPOLEOS ATHINA	+30 2103369700	+30 210 3369820								
CFS SECURITIES-INVESTMENT SERVICES S.A.				a						
3, PAPARRIGOPOULOU ATHINA	+30 2103360800	+30 210-3360980								
CITIGROUP GLOBAL MARKET LTD				a	a					
1, CITIGROUP CENTER , CANADA SQ., CANARY WHARF LONDON	+44 02079864000									
CREDIT SUISSE SECURITIES (EUROPE) LIMITED				a	a					
1 , CABOT SQUARE LONDON	+44 2078888888									
CYCLOS SECURITIES S.A.				a			a			a
39, PANEPISTIMIOU ATHINA	+30 2103364300	+30 210-3239122								
DEUTSCHE BANK S.A.				a	a		a			
1 , GREAT WINCHESTER STREET LONDON	+44 20 754 54209	00441133361437								
DYNAMIC SECURITIES S.A.				a			a			a
, SYGROU AVENUE 223 & TRALLEON 2 NEA SMYRNI	+30 2103677700	210-3677777								
EUROBANK EQUITIES INVESTMENT FIRM S.A				a		a	a	a		a
, FILELLINON 10 & XENOFONTOS 13 ATHINA	+30 2103720000	210-3720001								
EUROBANK ERGASIAS S.A.									a	
8, OTHONOS STR. ATHINA	(210)-3337969	(210)-3245916								
	(210)-3337000	(210)-3233866								
8, OTHONOS ATHINA	+30 2103337000	210-3245916								
EUROCORP INVESTMENT SERVICES S.A.				a			a			a
14, FILIKIS ETERIAS SQ, ATHINA	+30 2107263500	2107263666								
EUROTRUST INVESTMENT FIRM SA				a						
113, SEVASTOUPOLEOS ATHINA	+30 2103363100	+30 210-3238334								
EUROXX SECURITIES S.A.				a		a	a	a		a
7, PALAIOLOGOU CHALANDRI	(210)-6879400	(210)-6879401								
7, PALEOLOGOU CHALANDRI	+30 2106879400	210-6879401								
G. A. PERVANAS SECURITIES-INVESTMENT SERVICES CO S.A.				a						
7-9, SOFOKLEOUS ATHINA	+30 2103727200	210-3210-291								
GLOBAL CAPITAL SECURITIES AND FINANCIAL SERVICES LTD				a	a					
50, AVE. ARCHIEPISKOPOU MAKARIOU NICOSIA	+357 22710710	357 22339332								
HELLENIC BANK (INVESTMENTS) LTD					a					
, AVE. KYRIAKOU MATSI 31 - PO BOX 24747 NICOSIA	+357 22500100	357 22500110								
HELLENIC-AMERICAN SECURITIES S.A.				a		a	a			a
27, ANDREA PAPANDEREOU ATHINA	+30 2103311100	+30 210-3215968								
HSBC FRANCE									a	
109-111, AVE. MESOGION ATHINA	+30 2106960000	210-6929336								
INDEX SECURITIES S.A.				a						
6, DRAGATSANIOU ATHINA	+30 2103213920	+30 210-3213216								

Athex & ATHEXClear Members List

Member Name				Stock Market			Derivatives Market		ATHEXClear Member	
	Address	Phone	Fax	Market Member	Remote Member	Market Maker	Proprietary	Market Maker	General Clearing	Direct Clearing
INVESTMENT BANK OF GREECE S.A.				a		a	a	a	a	
32 , EGIALIAS & PARADISOU MAROUSI	+30 2108173111	+30 210-6896325								
J. CHR. MAVRIKIS SECURITIES S.A.				a						
5, SOFOKLEOUS ATHINA	+30 2103216730	210-3217767								
KAPPA SECURITIES S.A.				a			a			
15, VALAORITOU ATHINA	+30 2103678600	+30 210-3641002								
KARAMANOF SECURITIES AND INVESTMENT SERVICES S.A.				a			a			
2, SQ. AGION THEODORON ATHINA	+30 2103212947	+30 210-3217088								
LAIKI FINANCIAL SERVICES LTD					a					
26, AVE. VYRONOS NICOSIA	357 22367367	357 22718567								
LEON DEPOLAS SECURITIES S.A.				a		a	a			
1, CHRISTOU LADA ATHINA	+30 2103213276	+30 210-3211618								
MEGA EQUITY SECURITIES & FINANCIAL SERVICES PUBLIC LTD				a	a		a			
42-44, AVE. GRIVA DIGENI NICOSIA	+357 22711711	357 22711811								
MERIT SECURITIES S.A				a		a	a			a
5, SOFOKLEOUS ATHINA	+30 2141008800	210-6971830								
N. CHRYSOCHOIDIS STOCK BROKERAGE I.S.S.A.				a			a			a
7-9, SOFOKLEOUS ATHINA	+30 2103213913	+30 210-3216115								
NATIONAL BANK OF GREECE S.A.				a		a	a		a	
68, AKADIMIAS STR. ATHINA	(210)-3328817	(210)-3328678								
86, AIOLOU STR. ATHINA	(210)-3341000	(210)-3228187								
NATIONAL SECURITIES S.A				a		a	a	a		
66, KIFISIAS AVE , BUILDING A ATHINA	+30 2107720000	+30 210-7720002								
NUNTIUS BROKERAGE AND INVESTMENT SERVICES S.A				a						
6, DRAGATSANIOU ATHINA	+30 2103350599	+30210-3254846								
ONE PLUS CAPITAL LIMITED				a	a					
, 75 PRODROMOU AVENUE, ONEWORLD PARKVIEW HOUSE, 3RD FLOOR	+3021022873760									
PANTELAKIS SECURITIES S.A.				a		a	a	a		
57, ETHNIKIS ANTISTASIS B CHALANDRI	+30 2106965000	210-6929550								
PEGASUS SECURITIES S.A				a			a			
17 , VALAORITOU & AMERIKIS ATHINA	+30 2103670700	+30 210-3670760								
PIRAEUS BANK S.A.				a			a		a	
4, AMERIKIS STR ATHINA	(210)-3335918	(210)-3254207								
4, AMERIKIS STR. ATHINA	(210)-3335000	(210)-3335079								
4, AMERIKIS ATHINA	+30 2103335000	210-3335079								
PIRAEUS SECURITIES S.A.				a		a	a	a		a
10, STADIU ATHINA	+30 2103354100	210-3354170								
PRELIUM INVESTMENT SERVICES S.A.				a			a			
342, KIFISIAS ATHINA	+30 2103677044	+30 210-6926403								
PROCHOICE SECURITIES LTD				a	a					
57, SPYROU KYPRIANOY NICOSIA	+357-24-661192	+357-24-662464								
SHARELINK SECURITIES-FINANCIAL SERVICES LTD				a	a		a			
6 , THEOTOKI MEGARO ELLINA NICOSIA	+357 22554200	+357 22750852								
SOCIETE GENERALE S.A.				a	a		a			
, 17 COURS VALMY 92987 PUTEAUX - LA DEFENSE PARIS	+33 157290504	+33142138697								
SOLIDUS SECURITIES S.A				a			a			a
64, LOUIZIS RIANCOUR ATHINA	+30 2106900600	210-6985421								
ST. EM. LAVRENTAKIS SECURITIES S.A.				a			a			
7-9, SOFOKLEOUS ATHINA	+30 2103213336	+30 210-3246572								
THE CYPRUS INVESTMENT & SECURITIES CORPORATION LTD				a	a					
154, LIMASSOL AVENUE, STROVOLOS NICOSIA	+357 22121700	357 22338800								
UBS LIMITED				a	a					
1 , FINSBURY AVENUE LONDON	+44 2075687135									

List of Stocks under Market Making operations

Securities	Market Maker	Start Market Making	Stock Category	Suspension Status
FOLLI FOLLIE (CR)				
	NATIONAL SECURITIES S.A.	17/02/2014		
	PIRAEUS SECURITIES S.A.	04/05/2015		
ADMIE (IPTO) HOLDING S.A. (CR)			Main Market	
	PIRAEUS SECURITIES S.A.	29/06/2017		
ALPHA BANK (CR)			Main Market	
	ALPHA FINANCE INVESTMENT SERVICES S.A.	29/02/2016		
	EUROBANK EQUITIES INVESTMENT FIRM S.A	24/10/2012		
	LEON DEPOLAS SECURITIES S.A.	04/01/2016		
	MERIT SECURITIES S.A	03/09/2013		
	NATIONAL SECURITIES S.A	15/01/2013		
	PIRAEUS SECURITIES S.A.	28/05/2013		
ALUMIL (CR)			Main Market	
	BETA SECURITIES S.A.	18/07/2013		
ATTICA BANK S.A. (CR)			Main Market	
	BETA SECURITIES S.A.	02/06/2014		
	EUROXX SECURITIES S.A.	22/01/2016		
	PIRAEUS SECURITIES S.A.	20/09/2017		
ATTICA HOLDINGS (CR)			Main Market	
	HELLENIC-AMERICAN SECURITIES S.A.	28/12/2017		
AUTOHELLAS SA (CR)			Main Market	
	EUROXX SECURITIES S.A.	02/07/2018		
BYTE COMPUTER SA (CR)			Main Market	
	MERIT SECURITIES S.A	04/08/2013		
CC HBC AG (CR)			Main Market	
	EUROBANK EQUITIES INVESTMENT FIRM S.A	23/10/2013		
	NATIONAL SECURITIES S.A	29/04/2013		
	PIRAEUS SECURITIES S.A.	04/05/2015		
CENERGY HOLDINGS (CB)			Main Market	
	ALPHA FINANCE INVESTMENT SERVICES S.A.	02/01/2017		
	EUROBANK EQUITIES INVESTMENT FIRM S.A	02/01/2017		
CNL CAPITAL (CR)			Main Market	
	MERIT SECURITIES S.A	01/10/2018		
EKTER SA (CR)			Main Market	
	EUROBANK EQUITIES INVESTMENT FIRM S.A	16/10/2017		
	LEON DEPOLAS SECURITIES S.A.	21/05/2018		
ELASTRON (CR)			Main Market	
	LEON DEPOLAS SECURITIES S.A.	20/02/2017		
ELLAKTOR (CR)			Main Market	
	EUROBANK EQUITIES INVESTMENT FIRM S.A	01/06/2013		
	EUROXX SECURITIES S.A.	24/09/2018		
	NATIONAL SECURITIES S.A	25/06/2013		
	PIRAEUS SECURITIES S.A.	22/10/2018		
ELTON SA (CR)			Main Market	
	BETA SECURITIES S.A.	03/09/2013		
ELVALHALCOR (CB)			Main Market	
	ALPHA FINANCE INVESTMENT SERVICES S.A.	07/05/2018		
	EUROBANK EQUITIES INVESTMENT FIRM S.A	07/05/2018		
EUROBANK ERGASIAS (CR)			Main Market	
	ALPHA FINANCE INVESTMENT SERVICES S.A.	08/01/2013		
	EUROBANK EQUITIES INVESTMENT FIRM S.A	01/06/2013		
	HELLENIC-AMERICAN SECURITIES S.A.	25/07/2014		
	MERIT SECURITIES S.A	06/11/2017		
	NATIONAL SECURITIES S.A	01/01/2017		
	PIRAEUS SECURITIES S.A.	28/09/2013		
FOURLIS (CR)			Main Market	
	EUROBANK EQUITIES INVESTMENT FIRM S.A	01/12/2016		
	EUROXX SECURITIES S.A.	01/12/2016		
	PIRAEUS SECURITIES S.A.	06/03/2017		
GEK TERNA (CR)			Main Market	
	HELLENIC-AMERICAN SECURITIES S.A.	07/09/2015		
GR. SARANTIS S.A. (CR)			Main Market	
	ALPHA FINANCE INVESTMENT SERVICES S.A.	19/06/2018		
	BETA SECURITIES S.A.	14/05/2013		
	EUROBANK EQUITIES INVESTMENT FIRM S.A	24/10/2016		
GRIVALIA PROPERTIES (CR)			Main Market	
	EUROBANK EQUITIES INVESTMENT FIRM S.A	20/09/2017		

List of Stocks under Market Making operations

Securities	Market Maker	Start Market Making	Stock Category
HELLENIC EXCHANGES-A.S.E. (CR)			Main Market
	HELLENIC-AMERICAN SECURITIES S.A.	01/09/2014	
	NATIONAL SECURITIES S.A.	25/06/2013	
	PIRAEUS SECURITIES S.A.	04/05/2015	
HELLENIC PETROLEUM (CR)			Main Market
	HELLENIC-AMERICAN SECURITIES S.A.	14/09/2015	
	PIRAEUS SECURITIES S.A.	20/03/2017	
HYGEIA SA (CR)			Main Market
	HELLENIC-AMERICAN SECURITIES S.A.	18/04/2016	
INTRACOM CONSTR. (CR)			Main Market
	MERIT SECURITIES S.A.	05/06/2018	
INTRACOM HOLDINGS (CR)			Main Market
	ALPHA FINANCE INVESTMENT SERVICES S.A.	03/08/2018	
	LEON DEPOLAS SECURITIES S.A.	08/10/2018	
INTRALOT (CR)			Main Market
	ALPHA FINANCE INVESTMENT SERVICES S.A.	03/07/2017	
	EUROBANK EQUITIES INVESTMENT FIRM S.A.	18/12/2017	
	HELLENIC-AMERICAN SECURITIES S.A.	30/05/2018	
	PANTELAKIS SECURITIES S.A.	07/05/2018	
	PIRAEUS SECURITIES S.A.	28/09/2013	
J & P - AVAX SA (CR)			Main Market
	EUROBANK EQUITIES INVESTMENT FIRM S.A.	14/12/2015	
JUMBO SA (CR)			Main Market
	MERIT SECURITIES S.A.	06/11/2017	
	PIRAEUS SECURITIES S.A.	06/03/2017	
KLOUKINAS - LAPPAS SA (CR)			Main Market
	BETA SECURITIES S.A.	22/09/2014	
KRI-KRI S.A. (CR)			Main Market
	EUROBANK EQUITIES INVESTMENT FIRM S.A.	07/05/2018	
	LEON DEPOLAS SECURITIES S.A.	16/01/2017	
LAMDA DEVELOPMENT SA (CR)			Main Market
	EUROBANK EQUITIES INVESTMENT FIRM S.A.	08/12/2014	
	PANTELAKIS SECURITIES S.A.	06/11/2017	
	PIRAEUS SECURITIES S.A.	29/06/2017	
LAMPSPA HOTEL SA (CR)			Main Market
	LEON DEPOLAS SECURITIES S.A.	16/01/2017	
MARFIN INVESTMENT GROUP (CR)			Main Market
	HELLENIC-AMERICAN SECURITIES S.A.	25/07/2014	
	LEON DEPOLAS SECURITIES S.A.	20/02/2017	
	PIRAEUS SECURITIES S.A.	02/02/2013	
MLS MULTIMEDIA SA (CR)			Main Market
	HELLENIC-AMERICAN SECURITIES S.A.	07/12/2015	
MOTOR OIL (CR)			Main Market
	HELLENIC-AMERICAN SECURITIES S.A.	01/09/2014	
	NATIONAL SECURITIES S.A.	17/02/2014	
	PIRAEUS SECURITIES S.A.	04/05/2015	
MYTILINEOS HOLDINGS (CR)			Main Market
	EUROBANK EQUITIES INVESTMENT FIRM S.A.	20/09/2017	
	NATIONAL SECURITIES S.A.	25/06/2013	
	PIRAEUS SECURITIES S.A.	04/05/2015	
NATIONAL BANK (CR)			Main Market
	ALPHA FINANCE INVESTMENT SERVICES S.A.	08/01/2013	
	EUROBANK EQUITIES INVESTMENT FIRM S.A.	24/10/2012	
	HELLENIC-AMERICAN SECURITIES S.A.	25/07/2014	
	LEON DEPOLAS SECURITIES S.A.	20/04/2015	
	MERIT SECURITIES S.A.	03/09/2013	
	NATIONAL SECURITIES S.A.	28/02/2013	
	PIRAEUS SECURITIES S.A.	08/09/2013	
OPAP (CR)			Main Market
	ALPHA FINANCE INVESTMENT SERVICES S.A.	08/01/2013	
	EUROBANK EQUITIES INVESTMENT FIRM S.A.	24/10/2012	
	HELLENIC-AMERICAN SECURITIES S.A.	25/07/2014	
	MERIT SECURITIES S.A.	20/03/2017	
	NATIONAL SECURITIES S.A.	15/01/2013	
	PIRAEUS SECURITIES S.A.	04/05/2015	

List of Stocks under Market Making operations

Securities	Stock Category
Market Maker	Start Market Making
OTE (CR)	Main Market
ALPHA FINANCE INVESTMENT SERVICES S.A.	08/01/2013
EUROBANK EQUITIES INVESTMENT FIRM S.A	24/10/2012
HELLENIC-AMERICAN SECURITIES S.A.	25/07/2014
MERIT SECURITIES S.A	20/03/2017
NATIONAL SECURITIES S.A	01/12/2012
PIRAEUS SECURITIES S.A.	08/09/2013
PAPOUTSANIS (CR)	Main Market
BETA SECURITIES S.A.	25/11/2013
PETROPOULOS PETROS (CR)	Main Market
BETA SECURITIES S.A.	28/05/2013
PIRAEUS BANK (CR)	Main Market
EUROBANK EQUITIES INVESTMENT FIRM S.A	23/10/2012
EUROXX SECURITIES S.A.	15/02/2016
MERIT SECURITIES S.A	16/09/2013
NATIONAL SECURITIES S.A	02/06/2013
PIRAEUS SECURITIES S.A.	16/02/2013
PLAISIO COMPUTERS SA (CR)	Main Market
BETA SECURITIES S.A.	05/05/2014
EUROBANK EQUITIES INVESTMENT FIRM S.A	02/03/2015
PPC (CR)	Main Market
ALPHA FINANCE INVESTMENT SERVICES S.A.	08/01/2013
ALPHA FINANCE INVESTMENT SERVICES S.A.	23/07/2018
EUROBANK EQUITIES INVESTMENT FIRM S.A	23/10/2012
HELLENIC-AMERICAN SECURITIES S.A.	28/12/2017
MERIT SECURITIES S.A	06/11/2017
NATIONAL SECURITIES S.A	26/03/2013
PIRAEUS SECURITIES S.A.	28/09/2013
QUALITY & RELIABILITY SA (CR)	Main Market
BETA SECURITIES S.A.	20/08/2014
QUEST HOLDINGS (CR)	Main Market
BETA SECURITIES S.A.	26/03/2018
S.KANAKIS SA (CR)	Main Market
BETA SECURITIES S.A.	01/10/2013
THRACE PLASTICS SA (CR)	Main Market
ALPHA FINANCE INVESTMENT SERVICES S.A.	26/03/2018
EUROBANK EQUITIES INVESTMENT FIRM S.A	26/03/2018
TITAN CEMENT (CR)	Main Market
NATIONAL SECURITIES S.A	17/02/2014
PIRAEUS SECURITIES S.A.	04/05/2015
VIOHALCO SA/IV (CB)	Main Market
ALPHA FINANCE INVESTMENT SERVICES S.A.	17/02/2014
EUROBANK EQUITIES INVESTMENT FIRM S.A	01/01/2017
MERIT SECURITIES S.A	17/03/2014

Underlying Asset				Derivatives Market														
Price max	Price min	Closing price	change	Delivery Month	Open price	Price max	Price min	Last price	Closing price	Last Bid	Last Ask	Fixing price*	Life high	Life low	Trades	Volume	Open Interest	
FTSE/Athex Large Cap																		
1,699.55	1,662.69	1,664.07	-2.09%															
				December 2018	1,691.00	1,695.00	1,662.00	1,669.00	1,669.00	---	---	1,664.75	1,741.00	---	207	1,050	4,560	
				January 2019	1,682.00	1,686.00	1,663.00	1,667.25	1,667.25	---	---	1,665.00	---	1,755.00	---	110	501	906
				February 2019	1,676.00	1,676.00	1,676.00	1,676.00	1,676.00	---	---	1,674.00	1,676.00	---	1	24	24	
				March 2019	---	---	---	---	1,708.25	---	---	---	---	---	---	---	---	
				June 2019	---	---	---	---	1,717.50	---	---	---	---	---	---	---	---	
				September 2019	---	---	---	---	1,726.00	---	---	---	---	---	---	---	---	

(Trade Unit: 1 Index Point x 2€, Cash Settlement)

Derivatives notes

Fixing prices and final open positions can be retrieved from the following path <http://www.helex.gr/el/web/guest/statistics-end-of-day-derivatives>

Underlying Asset				Derivatives Market														
Price max	Price min	Closing price	change	Delivery Month	Open price	Price max	Price min	Last price	Closing price	Last Bid	Last Ask	Fixing price*	Life high	Life low	Trades	Volume	Open Interest	
ADMIE (IPTO) HOLDING S.A. (CR)				(Contract Size: 100 Securities, Physical Delivery)														
1.63	1.58	1.63	1.49%	December 2018	1.60	1.63	1.59	1.63	1.63	---	---	1.64	1.74	---	31	750	4,610	
				March 2019	1.60	1.62	1.59	1.62	1.62	---	---	1.65	---	1.67	---	19	691	5,588
				June 2019	---	---	---	---	1.62	---	---	---	---	---	---	---	---	
				September 2019	---	---	---	---	1.63	---	---	---	---	---	---	---	---	
ALPHA BANK (CR)				(Contract Size: 100 Securities, Physical Delivery)														
1.238	1.182	1.182	-4.68%	December 2018	1.22	1.23	1.18	1.19	1.19	---	---	1.16	1.70	---	58	2,026	20,612	
				March 2019	1.24	1.24	1.18	1.19	1.19	---	---	1.17	---	1.44	---	80	2,151	5,057
				June 2019	---	---	---	---	1.25	---	---	---	---	---	---	---	---	
				September 2019	---	---	---	---	1.26	---	---	---	---	---	---	---	---	
ATTICA BANK S.A. (CR)				(Contract Size: 100 Securities, Physical Delivery)														
0.1256	0.122	0.122	-3.02%	December 2018	---	---	---	---	0.126	---	---	0.120	0.176	---	---	---	339	
				March 2019	---	---	---	---	0.126	---	---	---	---	---	---	---	---	
				June 2019	---	---	---	---	0.127	---	---	---	---	---	---	---	---	
				September 2019	---	---	---	---	0.128	---	---	---	---	---	---	---	---	
CC HBC AG (CR)				(Contract Size: 100 Securities, Physical Delivery)														
27.52	27.05	27.17	-1.70%	December 2018	27.30	27.30	27.20	27.20	27.20	---	---	27.07	29.55	---	3	11	226	
				March 2019	27.08	27.08	27.08	27.08	27.08	---	---	27.16	---	27.65	---	1	1	25
				June 2019	---	---	---	---	27.93	---	---	---	---	---	---	---	---	
				September 2019	---	---	---	---	28.07	---	---	---	---	---	---	---	---	
CENERGY HOLDINGS (CB)				(Contract Size: 100 Securities, Physical Delivery)														
1.264	1.22	1.246	-1.58%	December 2018	1.28	1.28	1.24	1.24	1.24	---	---	1.22	1.29	---	18	345	1,682	
				March 2019	1.29	1.29	1.25	1.25	1.25	---	---	1.23	---	1.29	---	9	318	2,706
				June 2019	---	---	---	---	1.28	---	---	---	---	---	---	---	---	
				September 2019	---	---	---	---	1.29	---	---	---	---	---	---	---	---	
ELLAKTOR (CR)				(Contract Size: 100 Securities, Physical Delivery)														
1.47	1.408	1.408	-4.22%	December 2018	1.45	1.45	1.40	1.41	1.41	---	---	1.41	1.79	---	139	1,067	3,078	
				March 2019	1.46	1.46	1.42	1.42	1.42	---	---	1.41	---	1.51	---	58	803	1,669
				June 2019	---	---	---	---	1.49	---	---	---	---	---	---	---	---	
				September 2019	---	---	---	---	1.49	---	---	---	---	---	---	---	---	
EUROBANK ERGASIAS (CR)				(Contract Size: 100 Securities, Physical Delivery)														
0.5175	0.493	0.5	-2.91%	December 2018	0.515	0.516	0.491	0.500	0.500	---	---	0.494	0.716	---	121	4,578	51,484	
				March 2019	0.516	0.523	0.492	0.503	0.503	---	---	0.495	---	0.596	---	133	3,813	17,109
				June 2019	---	---	---	---	0.520	---	---	---	---	---	---	---	---	
				September 2019	---	---	---	---	0.523	---	---	---	---	---	---	---	---	

Derivatives notes

Fixing prices and final open positions can be retrieved from the following path <http://www.helex.gr/el/web/guest/statistics-end-of-day-derivatives>

Underlying Asset				Derivatives Market														
Price max	Price min	Closing price	change	Delivery Month	Open price	Price max	Price min	Last price	Closing price	Last Bid	Last Ask	Fixing price*	Life high	Life low	Trades	Volume	Open Interest	
EYDAP S.A. (CR)				(Contract Size: 100 Securities, Physical Delivery)														
5.12	5	5.11	-1.16%	December 2018	5.17	5.17	5.01	5.01	5.01	---	---	5.12	---	5.53	---	11	170	410
				March 2019	5.22	5.22	5.03	5.05	5.05	---	---	5.16	---	5.23	---	8	168	252
				June 2019	---	---	---	---	5.22	---	---	---	---	---	---	---	---	---
				September 2019	---	---	---	---	5.25	---	---	---	---	---	---	---	---	---
FOURLIS (CR)				(Contract Size: 100 Securities, Physical Delivery)														
4.535	4.215	4.29	-4.56%	December 2018	4.48	4.48	4.26	4.26	4.26	---	---	4.38	---	5.77	---	5	5	172
				March 2019	4.41	4.41	4.36	4.36	4.36	---	---	4.31	---	4.57	---	4	11	16
				June 2019	---	---	---	---	4.54	---	---	4.28	---	4.55	---	---	---	1
				September 2019	---	---	---	---	4.56	---	---	---	---	---	---	---	---	---
GEK TERNA (CR)				(Contract Size: 100 Securities, Physical Delivery)														
4.405	4.21	4.38	-0.46%	December 2018	4.30	4.33	4.20	4.31	4.31	---	---	4.25	---	5.30	---	26	149	1,919
				March 2019	4.32	4.34	4.23	4.33	4.33	---	---	4.44	---	4.66	---	21	114	4,174
				June 2019	---	---	---	---	4.45	---	---	---	---	---	---	---	---	---
				September 2019	---	---	---	---	4.47	---	---	---	---	---	---	---	---	---
GRIVALIA PROPERTIES (CR)				(Contract Size: 100 Securities, Physical Delivery)														
8.4	8	8.22	-2.84%	December 2018	8.46	8.46	8.07	8.07	8.07	---	---	8.46	---	9.39	---	4	17	195
				March 2019	8.16	8.49	8.07	8.49	8.49	---	---	8.23	---	9.30	---	6	32	21
				June 2019	---	---	---	---	8.55	---	---	---	---	---	---	---	---	---
				September 2019	---	---	---	---	8.59	---	---	---	---	---	---	---	---	---
HELLENIC EXCHANGES-A.S.E. (CR)				(Contract Size: 100 Securities, Physical Delivery)														
3.87	3.79	3.79	-2.82%	December 2018	3.86	3.86	3.79	3.79	3.79	---	---	3.77	---	4.52	---	23	79	502
				March 2019	3.88	3.90	3.81	3.81	3.81	---	---	3.80	---	4.10	---	15	59	166
				June 2019	---	---	---	---	3.94	---	---	---	---	---	---	---	---	---
				September 2019	---	---	---	---	3.96	---	---	---	---	---	---	---	---	---
HELLENIC PETROLEUM (CR)				(Contract Size: 100 Securities, Physical Delivery)														
7.57	7.42	7.46	-1.45%	December 2018	7.56	7.56	7.43	7.46	7.46	---	---	7.43	---	7.87	---	31	175	1,881
				March 2019	7.58	7.58	7.47	7.47	7.47	---	---	7.48	---	7.90	---	13	140	782
				June 2019	---	---	---	---	7.65	---	---	---	---	---	---	---	---	---
				September 2019	---	---	---	---	7.69	---	---	---	---	---	---	---	---	---
INTRACOM HOLDINGS (CR)				(Contract Size: 57 Securities, Physical Delivery)														
0.74	0.705	0.712	0.28%	December 2018	0.700	0.715	0.700	0.712	0.712	---	---	0.697	---	1.17	---	8	242	4,178
				March 2019	0.707	0.707	0.707	0.707	0.707	---	---	0.704	---	0.760	---	2	115	508
				June 2019	---	---	---	---	0.717	---	---	---	---	---	---	---	---	---
				September 2019	---	---	---	---	0.721	---	---	---	---	---	---	---	---	---

Derivatives notes

Fixing prices and final open positions can be retrieved from the following path <http://www.helex.gr/el/web/guest/statistics-end-of-day-derivatives>

Underlying Asset				Derivatives Market														
Price max	Price min	Closing price	change	Delivery Month	Open price	Price max	Price min	Last price	Closing price	Last Bid	Last Ask	Fixing price*	Life high	Life low	Trades	Volume	Open Interest	
INTRALOT (CR)																		
(Contract Size: 100 Securities, Physical Delivery)																		
0.4775	0.46	0.4705	0.43%	December 2018	0.469	0.469	0.469	0.469	0.469	---	---	0.471	0.740	---	1	1	3,562	
				March 2019	0.481	0.481	0.471	0.471	0.471	---	---	0.473	---	0.522	---	2	9	175
				June 2019	---	---	---	---	0.473	---	---	---	---	---	---	---	---	
				September 2019	---	---	---	---	0.476	---	---	---	---	---	---	---	---	
JUMBO SA (CR)																		
(Contract Size: 100 Securities, Physical Delivery)																		
13.9	13.4	13.4	-2.62%	December 2018	13.77	13.77	13.45	13.45	13.45	---	---	13.43	13.78	---	13	125	927	
				March 2019	13.79	13.82	13.41	13.41	13.41	---	---	13.42	---	13.82	---	12	68	112
				June 2019	---	---	---	---	13.90	---	---	---	---	---	---	---	---	
				September 2019	---	---	---	---	13.97	---	---	---	---	---	---	---	---	
LAMDA DEVELOPMENT SA (CR)																		
(Contract Size: 100 Securities, Physical Delivery)																		
6.01	5.85	5.9	-1.34%	December 2018	5.90	5.97	5.87	5.87	5.87	---	---	5.87	6.95	---	27	205	1,414	
				March 2019	5.96	6.00	5.91	5.91	5.91	---	---	5.91	---	6.24	---	18	164	438
				June 2019	---	---	---	---	6.04	---	---	---	---	---	---	---	---	
				September 2019	---	---	---	---	6.07	---	---	---	---	---	---	---	---	
MARFIN INVESTMENT GROUP (CR)																		
(Contract Size: 100 Securities, Physical Delivery)																		
0.0729	0.07	0.071	-1.66%	December 2018	0.072	0.072	0.070	0.071	0.071	---	---	0.071	0.101	---	47	10,076	37,248	
				March 2019	0.073	0.073	0.071	0.071	0.071	---	---	0.072	---	0.092	---	26	9,668	15,057
				June 2019	---	---	---	---	0.073	---	---	---	---	---	---	---	---	
				September 2019	---	---	---	---	0.073	---	---	---	---	---	---	---	---	
MOTOR OIL (CR)																		
(Contract Size: 100 Securities, Physical Delivery)																		
21.45	20.65	20.65	-3.73%	December 2018	20.99	21.10	20.80	20.80	20.80	---	---	20.60	23.35	---	12	30	246	
				March 2019	20.90	20.90	20.75	20.76	20.76	---	---	20.59	---	22.05	---	7	18	81
				June 2019	---	---	---	---	21.68	---	---	---	---	---	---	---	---	
				September 2019	---	---	---	---	21.78	---	---	---	---	---	---	---	---	
MYTILINEOS HOLDINGS (CR)																		
(Contract Size: 100 Securities, Physical Delivery)																		
7.74	7.57	7.57	-2.57%	December 2018	7.68	7.74	7.55	7.57	7.57	---	---	7.60	9.05	---	69	697	7,256	
				March 2019	7.75	7.78	7.61	7.62	7.62	---	---	7.64	---	8.75	---	107	614	1,487
				June 2019	7.53	7.53	7.46	7.46	7.46	---	---	7.37	---	7.62	---	3	12	64
				September 2019	---	---	---	---	7.89	---	---	---	---	---	---	---	---	
NATIONAL BANK (CR)																		
(Contract Size: 10 Securities, Physical Delivery)																		
1.167	1.137	1.146	-1.21%	December 2018	1.16	1.16	1.13	1.14	1.14	---	---	1.14	2.30	---	130	19,897	164,271	
				March 2019	1.16	1.16	1.14	1.15	1.15	---	---	1.14	---	1.23	---	100	1,982	14,211
				June 2019	---	---	---	---	1.17	---	---	---	---	---	---	---	---	
				September 2019	---	---	---	---	1.18	---	---	---	---	---	---	---	---	

Derivatives notes

Fixing prices and final open positions can be retrieved from the following path <http://www.helex.gr/el/web/guest/statistics-end-of-day-derivatives>

Underlying Asset				Derivatives Market														
Price max	Price min	Closing price	change	Delivery Month	Open price	Price max	Price min	Last price	Closing price	Last Bid	Last Ask	Fixing price*	Life high	Life low	Trades	Volume	Open Interest	
OPAP (CR)				(Contract Size: 100 Securities, Physical Delivery)														
8.55	8.37	8.45	-0.53%	December 2018	8.44	8.48	8.41	8.44	8.44	---	---	8.41	---	9.67	---	27	213	1,952
				March 2019	8.52	8.52	8.39	8.47	8.47	---	---	8.46	---	9.16	---	20	168	946
				June 2019	---	---	---	---	8.58	---	---	---	---	---	---	---	---	---
				September 2019	---	---	---	---	8.63	---	---	---	---	---	---	---	---	---
OTE (CR)				(Contract Size: 100 Securities, Physical Delivery)														
10.94	10.7	10.74	-1.83%	December 2018	10.84	10.86	10.72	10.75	10.75	---	---	10.74	---	11.06	---	55	345	1,889
				March 2019	10.83	10.85	10.75	10.75	10.75	---	---	10.73	---	10.99	---	40	209	405
				June 2019	---	---	---	---	11.05	---	---	---	---	---	---	---	---	---
				September 2019	---	---	---	---	11.11	---	---	---	---	---	---	---	---	---
P.P.A. S.A. (CR)				(Contract Size: 100 Securities, Physical Delivery)														
15.52	15.16	15.24	-1.04%	December 2018	---	---	---	---	15.41	---	---	15.34	---	16.84	---	---	---	250
				March 2019	---	---	---	---	15.48	---	---	15.49	---	16.48	---	---	---	276
				June 2019	---	---	---	---	15.56	---	---	---	---	---	---	---	---	---
				September 2019	---	---	---	---	15.64	---	---	---	---	---	---	---	---	---
PIRAEUS BANK (CR)				(Contract Size: 100 Securities, Physical Delivery)														
0.89	0.85	0.85	-3.08%	December 2018	0.876	0.884	0.848	0.848	0.848	---	---	0.853	---	2.47	---	123	3,036	15,990
				March 2019	0.886	0.890	0.855	0.859	0.859	---	---	0.858	---	1.25	---	90	2,587	4,562
				June 2019	---	---	---	---	0.886	---	---	---	---	---	---	---	---	---
				September 2019	---	---	---	---	0.891	---	---	---	---	---	---	---	---	---
PPC (CR)				(Contract Size: 100 Securities, Physical Delivery)														
1.458	1.379	1.379	-5.42%	December 2018	1.45	1.45	1.38	1.38	1.38	---	---	1.38	---	1.75	---	106	2,072	6,095
				March 2019	1.47	1.47	1.38	1.38	1.38	---	---	1.39	---	1.50	---	153	2,233	4,559
				June 2019	---	---	---	---	1.47	---	---	---	---	---	---	---	---	---
				September 2019	---	---	---	---	1.48	---	---	---	---	---	---	---	---	---
TERNA ENERGY (CR)				(Contract Size: 100 Securities, Physical Delivery)														
5.93	5.8	5.88	0.00%	December 2018	5.88	5.88	5.82	5.88	5.88	---	---	5.82	---	6.52	---	96	286	4,150
				March 2019	5.87	5.94	5.82	5.89	5.89	---	---	5.84	---	6.26	---	45	342	3,515
				June 2019	---	---	---	---	5.94	---	---	---	---	---	---	---	---	---
				September 2019	---	---	---	---	5.97	---	---	---	---	---	---	---	---	---
TITAN CEMENT (CR)				(Contract Size: 100 Securities, Physical Delivery)														
19.6	19.46	19.48	-0.61%	December 2018	19.61	19.61	19.55	19.55	19.55	---	---	19.57	---	22.26	---	4	8	221
				March 2019	19.67	19.67	19.55	19.55	19.55	---	---	19.64	---	19.85	---	7	16	46
				June 2019	---	---	---	---	19.81	---	---	---	---	---	---	---	---	---
				September 2019	---	---	---	---	19.90	---	---	---	---	---	---	---	---	---

Derivatives notes

Fixing prices and final open positions can be retrieved from the following path <http://www.helex.gr/el/web/guest/statistics-end-of-day-derivatives>

Underlying Asset				Derivatives Market														
Price max	Price min	Closing price	change	Delivery Month	Open price	Price max	Price min	Last price	Closing price	Last Bid	Last Ask	Fixing price*	Life high	Life low	Trades	Volume	Open Interest	
VIOHALCO SA/NV (CB)				(Contract Size: 100 Securities, Physical Delivery)														
2.69	2.6	2.6	-2.99%	December 2018	2.63	2.68	2.59	2.59	2.59	---	---	2.61	3.17	---	66	836	4,351	
				March 2019	2.70	2.72	2.61	2.61	2.61	---	---	2.63	---	2.80	---	38	697	1,756
				June 2019	---	---	---	---	2.71	---	---	---	---	---	---	---	---	
				September 2019	---	---	---	---	2.72	---	---	---	---	---	---	---	---	

Derivatives notes

Fixing prices and final open positions can be retrieved from the following path <http://www.helex.gr/el/web/guest/statistics-end-of-day-derivatives>

FTSE/Athex Large Cap

(Trade Unit: 1 Index Point x 2€ - Exercise Style: European, Cash Settlement)

Exercise Price	Call Options														Put Options														Exercise Price				
	December 2018							January 2019							Other Months		December 2018							January 2019							Other Months		
	Open price	Price max	Price min	Last price	Closing price	Volume	Open Interest	Open price	Price max	Price min	Last price	Closing price	Volume	Open Interest	Volume	Open Interest	Open price	Price max	Price min	Last price	Closing price	Volume	Open Interest	Open price	Price max	Price min	Last price	Closing price		Volume	Open Interest	Volume	Open Interest
1,425	0.00	0.00	0.00	-	269.00	-	-	0.00	0.00	0.00	-	268.00	-	-			0.00	0.00	0.00	-	0.03	-	-	0.00	0.00	0.00	-	0.01	-	-			1,425
1,450	0.00	0.00	0.00	-	244.00	-	-	0.00	0.00	0.00	-	243.00	-	-			0.00	0.00	0.00	-	0.10	-	-	0.00	0.00	0.00	-	0.01	-	-			1,450
1,475	0.00	0.00	0.00	-	219.00	-	-	0.00	0.00	0.00	-	218.00	-	-			0.00	0.00	0.00	-	0.32	-	-	0.00	0.00	0.00	-	0.04	-	-			1,475
1,500	0.00	0.00	0.00	-	194.00	-	-	0.00	0.00	0.00	-	194.00	-	-			0.00	0.00	0.00	-	0.01	-	1	0.00	0.00	0.00	-	0.13	-	-			1,500
1,525	0.00	0.00	0.00	-	169.00	-	20	0.00	0.00	0.00	-	169.00	-	-			0.00	0.00	0.00	-	0.01	-	17	0.00	0.00	0.00	-	0.38	-	26			1,525
1,550	0.00	0.00	0.00	-	144.00	-	21	0.00	0.00	0.00	-	144.00	-	-			0.00	0.00	0.00	-	0.01	-	50	0.00	0.00	0.00	-	0.96	-	41			1,550
1,575	0.00	0.00	0.00	-	119.00	-	38	0.00	0.00	0.00	-	121.00	-	20			0.00	0.00	0.00	-	0.02	-	89	0.00	0.00	0.00	-	2.20	-	82			1,575
1,600	0.00	0.00	0.00	-	94.50	-	49	0.00	0.00	0.00	-	98.00	-	66			0.00	0.00	0.00	-	0.15	-	84	0.00	0.00	0.00	-	4.50	-	20			1,600
1,625	0.00	0.00	0.00	-	70.50	-	70	0.00	0.00	0.00	-	77.00	-	88			0.00	0.00	0.00	-	0.80	-	134	0.00	0.00	0.00	-	8.40	-	20			1,625
1,650	0.00	0.00	0.00	-	47.50	-	139	0.00	0.00	0.00	-	58.50	-	153			0.00	0.00	0.00	-	3.10	-	195	21.50	26.50	21.50	26.50	26.50	40	178			1,650
1,675	20.00	20.00	10.00	10.00	10.00	7	65	30.00	30.00	30.00	30.00	30.00	7	10			8.00	20.00	6.00	8.80	8.80	42	239	31.25	31.25	31.25	31.25	31.25	20	145			1,675
1,700	0.00	0.00	0.00	-	14.25	-	45	0.00	0.00	0.00	-	29.25	-	61			17.00	0.00	17.00	35.75	35.75	19	99	0.00	0.00	0.00	-	35.50	-	120			1,700
1,725	0.00	0.00	0.00	-	6.00	-	141	0.00	0.00	0.00	-	19.25	-	106			0.00	0.00	0.00	-	36.50	-	42	0.00	0.00	0.00	-	50.50	-	-			1,725
1,750	0.00	0.00	0.00	-	2.00	-	15	0.00	0.00	0.00	-	12.00	-	20			0.00	0.00	0.00	-	57.50	-	-	0.00	0.00	0.00	-	68.00	-	2			1,750
1,775	0.00	0.00	0.00	-	0.53	-	-	0.00	0.00	0.00	-	7.20	-	-			0.00	0.00	0.00	-	81.00	-	-	0.00	0.00	0.00	-	88.00	-	-			1,775
1,800	0.00	0.00	0.00	-	0.11	-	-	0.00	0.00	0.00	-	4.00	-	20			0.00	0.00	0.00	-	106.00	-	-	0.00	0.00	0.00	-	110.00	-	20			1,800
1,825	0.00	0.00	0.00	-	0.02	-	-	0.00	0.00	0.00	-	2.10	-	-			0.00	0.00	0.00	-	130.00	-	-	0.00	0.00	0.00	-	133.00	-	-			1,825
1,850	0.00	0.00	0.00	-	0.01	-	-	0.00	0.00	0.00	-	1.10	-	-			0.00	0.00	0.00	-	155.00	-	-	0.00	0.00	0.00	-	157.00	-	-			1,850
1,875	0.00	0.00	0.00	-	0.02	-	-	-	-	-	-	-	-	-			0.00	0.00	0.00	-	180.00	-	-	-	-	-	-	-	-	-			1,875
1,900	0.00	0.00	0.00	-	0.01	-	-	-	-	-	-	-	-	-			0.00	0.00	0.00	-	205.00	-	-	-	-	-	-	-	-	-			1,900
1,925	0.00	0.00	0.00	-	0.01	-	-	-	-	-	-	-	-	-			0.00	0.00	0.00	-	230.00	-	-	-	-	-	-	-	-	-			1,925
1,950	0.00	0.00	0.00	-	0.01	-	-	-	-	-	-	-	-	-			0.00	0.00	0.00	-	255.00	-	-	-	-	-	-	-	-	-			1,950
1,975	0.00	0.00	0.00	-	0.01	-	-	-	-	-	-	-	-	-			0.00	0.00	0.00	-	280.00	-	-	-	-	-	-	-	-	-			1,975
2,000	0.00	0.00	0.00	-	0.01	-	-	-	-	-	-	-	-	-			0.00	0.00	0.00	-	305.00	-	-	-	-	-	-	-	-	-			2,000
2,050	0.00	0.00	0.00	-	0.01	-	-	-	-	-	-	-	-	-			0.00	0.00	0.00	-	355.00	-	-	-	-	-	-	-	-	-			2,050
2,100	0.00	0.00	0.00	-	0.01	-	-	-	-	-	-	-	-	-			0.00	0.00	0.00	-	405.00	-	-	-	-	-	-	-	-	-			2,100
2,150	0.00	0.00	0.00	-	0.01	-	-	-	-	-	-	-	-	-			0.00	0.00	0.00	-	455.00	-	-	-	-	-	-	-	-	-			2,150
2,200	0.00	0.00	0.00	-	0.01	-	-	-	-	-	-	-	-	-			0.00	0.00	0.00	-	505.00	-	-	-	-	-	-	-	-	-			2,200
2,250	0.00	0.00	0.00	-	0.01	-	-	-	-	-	-	-	-	-			0.00	0.00	0.00	-	555.00	-	-	-	-	-	-	-	-	-			2,250
2,300	0.00	0.00	0.00	-	0.01	-	-	-	-	-	-	-	-	-			0.00	0.00	0.00	-	605.00	-	-	-	-	-	-	-	-	-			2,300
2,350	0.00	0.00	0.00	-	0.01	-	-	-	-	-	-	-	-	-			0.00	0.00	0.00	-	655.00	-	-	-	-	-	-	-	-	-			2,350
2,400	0.00	0.00	0.00	-	0.01	-	-	-	-	-	-	-	-	-			0.00	0.00	0.00	-	705.00	-	-	-	-	-	-	-	-	-			2,400
2,450	0.00	0.00	0.00	-	0.01	-	-	-	-	-	-	-	-	-			0.00	0.00	0.00	-	755.00	-	-	-	-	-	-	-	-	-			2,450
2,500	0.00	0.00	0.00	-	0.02	-	-	-	-	-	-	-	-	-			0.00	0.00	0.00	-	805.00	-	-	-	-	-	-	-	-	-			2,500
Totals:						7	603					7	544	0	0							61	950						60	654	0	0	
Number of Trades:						2						2		0								12						3		0			

ALPHA BANK (CR)

(Contract Size: 100 Securities, Exercise Style: American, Physical Delivery)

Call Options														Put Options																				
December 2018							January 2019							Other Months		December 2018							January 2019							Other Months		Exercise Price		
Open price	Price max	Price min	Last price	Closing price	Volume	Open Interest	Open price	Price max	Price min	Last price	Closing price	Volume	Open Interest	Volume	Open Interest	Open price	Price max	Price min	Last price	Closing price	Volume	Open Interest	Open price	Price max	Price min	Last price	Closing price	Volume	Open Interest	Volume	Open Interest			
0.800	0.000	0.000	0.000	0.440	-	-	0.000	0.000	0.000	0.442	-	-	-	-	-	0.000	0.000	0.000	0.001	-	-	-	-	-	-	0.000	0.000	0.000	0.001	-	-	-	-	0.008
0.850	0.000	0.000	0.000	0.390	-	-	0.000	0.000	0.000	0.392	-	-	-	-	-	0.000	0.000	0.000	0.002	-	-	-	-	-	-	0.000	0.000	0.000	0.001	-	-	-	-	0.009
0.900	0.000	0.000	0.000	0.341	-	-	0.000	0.000	0.000	0.343	-	-	-	-	-	0.000	0.000	0.000	0.001	-	-	-	-	-	-	0.000	0.000	0.000	0.001	-	-	-	-	0.009
0.950	0.000	0.000	0.000	0.291	-	-	0.000	0.000	0.000	0.295	-	-	-	-	-	0.000	0.000	0.000	0.001	-	-	-	-	-	-	0.000	0.000	0.000	0.003	-	-	-	-	0.010
1.000	0.000	0.000	0.000	0.243	-	10	0.000	0.000	0.000	0.249	-	-	-	-	-	0.000	0.000	0.000	0.002	-	-	-	-	-	-	0.000	0.000	0.000	0.007	-	-	-	-	0.010
1.100	0.000	0.000	0.000	0.153	-	10	0.000	0.000	0.000	0.167	-	50	-	-	-	0.000	0.000	0.000	0.013	-	-	-	-	-	-	0.000	0.000	0.000	0.025	-	-	-	-	0.011
1.200	0.000	0.000	0.000	0.082	-	20	0.000	0.000	0.000	0.101	-	-	-	-	-	0.000	0.000	0.000	0.042	-	-	-	-	-	-	0.000	0.000	0.000	0.059	-	-	-	-	0.012
1.300	0.000	0.000	0.000	0.038	-	30	0.000	0.000	0.000	0.056	-	-	-	-	-	0.000	0.000	0.000	0.097	-	-	-	-	-	-	0.000	0.000	0.000	0.113	-	-	-	-	0.013
1.400	0.000	0.000	0.000	0.014	-	-	0.000	0.000	0.000	0.028	-	-	-	-	-	0.000	0.000	0.000	0.174	-	-	-	-	-	-	0.000	0.000	0.000	0.186	-	-	-	-	0.014
1.500	0.000	0.000	0.000	0.005	-	-	0.000	0.000	0.000	0.013	-	-	-	-	-	0.000	0.000	0.000	0.264	-	-	-	-	-	-	0.000	0.000	0.000	0.271	-	-	-	-	0.015
1.600	0.000	0.000	0.000	0.001	-	-	0.000	0.000	0.000	0.006	-	-	-	-	-	0.000	0.000	0.000	0.361	-	-	-	-	-	-	0.000	0.000	0.000	0.364	-	-	-	-	0.016
1.700	0.000	0.000	0.000	0.001	-	-	0.000	0.000	0.000	0.002	-	-	-	-	-	0.000	0.000	0.000	0.460	-	-	-	-	-	-	0.000	0.000	0.000	0.461	-	-	-	-	0.017
1.800	0.000	0.000	0.000	0.001	-	-	0.000	0.000	0.000	0.001	-	-	-	-	-	0.000	0.000	0.000	0.560	-	-	-	-	-	-	0.000	0.000	0.000	0.560	-	-	-	-	0.018
1.900	0.000	0.000	0.000	0.001	-	-	0.000	0.000	0.000	0.001	-	-	-	-	-	0.000	0.000	0.000	0.660	-	-	-	-	-	-	0.000	0.000	0.000	0.660	-	-	-	-	0.019
2.000	0.000	0.000	0.000	0.001	-	-	-	-	-	-	-	-	-	-	-	0.000	0.000	0.000	0.760	-	-	-	-	-	-	-	-	-	-	-	-	-	-	0.020
2.200	0.000	0.000	0.000	0.001	-	-	-	-	-	-	-	-	-	-	-	0.000	0.000	0.000	0.960	-	-	-	-	-	-	-	-	-	-	-	-	-	-	0.022
2.400	0.000	0.000	0.000	0.001	-	-	-	-	-	-	-	-	-	-	-	0.000	0.000	0.000	1.16	-	-	-	-	-	-	-	-	-	-	-	-	-	-	0.024
2.600	0.000	0.000	0.000	0.001	-	-	-	-	-	-	-	-	-	-	-	0.000	0.000	0.000	1.36	-	-	-	-	-	-	-	-	-	-	-	-	-	-	0.026
2.800	0.000	0.000	0.000	0.001	-	-	-	-	-	-	-	-	-	-	-	0.000	0.000	0.000	1.56	-	-	-	-	-	-	-	-	-	-	-	-	-	-	0.028
3.000	0.000	0.000	0.000	0.001	-	-	-	-	-	-	-	-	-	-	-	0.000	0.000	0.000	1.76	-	-	-	-	-	-	-	-	-	-	-	-	-	-	0.030
3.200	0.000	0.000	0.000	0.001	-	-	-	-	-	-	-	-	-	-	-	0.000	0.000	0.000	1.96	-	-	-	-	-	-	-	-	-	-	-	-	-	-	0.032
Totals:					0	70						0	50	0	0						0	0						0	0	0	0			
Number of Trades:					0						0			0						0.00						0			0					

NATIONAL BANK (CR)

(Contract Size: 100 Securities, Exercise Style: American, Physical Delivery)

	Call Options														Put Options																		
	December 2018						January 2019						Other Months		December 2018						January 2019						Other Months						
Exercise Price	Open price	Price max	Price min	Last price	Closing price	Volume	Open Interest	Open price	Price max	Price min	Last price	Closing price	Volume	Open Interest	Volume	Open Interest	Open price	Price max	Price min	Last price	Closing price	Volume	Open Interest	Open price	Price max	Price min	Last price	Closing price	Volume	Open Interest	Volume	Open Interest	Exercise Price
0.050	0.000	0.000	0.000		1.11	-	-										0.000	0.000	0.000		0.010	-	-										0.001
0.100	0.000	0.000	0.000		1.06	-	-										0.000	0.000	0.000		0.005	-	-										0.001
0.150	0.000	0.000	0.000		1.01	-	-										0.000	0.000	0.000		0.057	-	-										0.002
0.200	0.000	0.000	0.000		0.960	-	-										0.000	0.000	0.000		0.206	-	-										0.002
0.250	0.000	0.000	0.000		0.910	-	-										0.000	0.000	0.000		0.457	-	-										0.003
0.300	0.000	0.000	0.000		0.860	-	-										0.000	0.000	0.000		0.797	-	-										0.003
0.350	0.000	0.000	0.000		0.810	-	-										0.000	0.000	0.000		1.19	-	-										0.004
0.400	0.000	0.000	0.000		0.760	-	-										0.000	0.000	0.000		1.63	-	-										0.004
0.450	0.000	0.000	0.000		0.710	-	-										0.000	0.000	0.000		2.09	-	-										0.005
0.500	0.000	0.000	0.000		0.660	-	-										0.000	0.000	0.000		2.57	-	-										0.005
0.550	0.000	0.000	0.000		0.610	-	-										0.000	0.000	0.000		3.06	-	-										0.006
0.600	0.000	0.000	0.000		0.560	-	-										0.000	0.000	0.000		3.55	-	-										0.006
0.700	0.000	0.000	0.000		0.460	-	-	0.000	0.000	0.000		0.461	-	-			0.000	0.000	0.000		0.001	-	-	0.000	0.000	0.000		0.001	-	-		0.007	
0.750	0.000	0.000	0.000		0.410	-	-	0.000	0.000	0.000		0.412	-	-			0.000	0.000	0.000		0.001	-	-	0.000	0.000	0.000		0.001	-	-		0.008	
0.800	0.000	0.000	0.000		0.360	-	-	0.000	0.000	0.000		0.362	-	-			0.000	0.000	0.000		0.004	-	-	0.000	0.000	0.000		0.001	-	-		0.008	
0.850	0.000	0.000	0.000		0.311	-	-	0.000	0.000	0.000		0.313	-	-			0.000	0.000	0.000		0.001	-	-	0.000	0.000	0.000		0.002	-	-		0.009	
0.900	0.000	0.000	0.000		0.261	-	-	0.000	0.000	0.000		0.266	-	-			0.000	0.000	0.000		0.001	-	-	0.000	0.000	0.000		0.004	-	-		0.009	
0.950	0.000	0.000	0.000		0.213	-	10	0.000	0.000	0.000		0.221	-	-			0.000	0.000	0.000		0.003	-	-	0.000	0.000	0.000		0.009	-	-		0.010	
1.000	0.000	0.000	0.000		0.168	-	-	0.000	0.000	0.000		0.179	-	100			0.000	0.000	0.000		0.008	-	-	0.000	0.000	0.000		0.018	-	-		0.010	
1.100	0.000	0.000	0.000		0.092	-	-	0.000	0.000	0.000		0.110	-	220			0.000	0.000	0.000		0.031	-	-	0.000	0.000	0.000		0.047	-	-		0.011	
1.200	0.000	0.000	0.000		0.041	-	20	0.000	0.000	0.000		0.061	-	100			0.000	0.000	0.000		0.081	-	-	0.000	0.000	0.000		0.098	-	-		0.012	
1.300	0.000	0.000	0.000		0.015	-	10	0.000	0.000	0.000		0.030	-	-			0.000	0.000	0.000		0.155	-	-	0.000	0.000	0.000		0.168	-	-		0.013	
1.400	0.000	0.000	0.000		0.005	-	-	0.000	0.000	0.000		0.013	-	-			0.000	0.000	0.000		0.244	-	-	0.000	0.000	0.000		0.251	-	-		0.014	
1.500	0.000	0.000	0.000		0.001	-	10	0.000	0.000	0.000		0.006	-	-			0.000	0.000	0.000		0.341	-	-	0.000	0.000	0.000		0.344	-	-		0.015	
1.600	0.000	0.000	0.000		0.001	-	60	0.000	0.000	0.000		0.002	-	-			0.000	0.000	0.000		0.440	-	-	0.000	0.000	0.000		0.441	-	-		0.016	
1.700	0.000	0.000	0.000		0.003	-	-	0.000	0.000	0.000		0.001	-	-			0.000	0.000	0.000		0.540	-	-	0.000	0.000	0.000		0.540	-	-		0.017	
1.800	0.000	0.000	0.000		0.001	-	-	0.000	0.000	0.000		0.001	-	-			0.000	0.000	0.000		0.640	-	-	0.000	0.000	0.000		0.640	-	-		0.018	
1.900	0.000	0.000	0.000		0.001	-	60	0.000	0.000	0.000		0.001	-	-			0.000	0.000	0.000		0.740	-	-	0.000	0.000	0.000		0.740	-	-		0.019	
2.000	0.000	0.000	0.000		0.001	-	-	0.000	0.000	0.000		0.003	-	-			0.000	0.000	0.000		0.840	-	-	0.000	0.000	0.000		0.840	-	-		0.020	
2.200	0.000	0.000	0.000		0.004	-	-										0.000	0.000	0.000		1.04	-	-									0.022	
2.400	0.000	0.000	0.000		0.001	-	-										0.000	0.000	0.000		1.24	-	-									0.024	
2.600	0.000	0.000	0.000		0.001	-	-										0.000	0.000	0.000		1.44	-	-									0.026	
2.800	0.000	0.000	0.000		0.001	-	-										0.000	0.000	0.000		1.64	-	-									0.028	
3.000	0.000	0.000	0.000		0.001	-	-										0.000	0.000	0.000		1.84	-	-									0.030	
3.200	0.000	0.000	0.000		0.001	-	-										0.000	0.000	0.000		2.04	-	-									0.032	
3.400	0.000	0.000	0.000		0.001	-	-										0.000	0.000	0.000		2.24	-	-									0.034	

NATIONAL BANK (CR)

(Contract Size: 100 Securities, Exercise Style: American, Physical Delivery)

Exercise Price	Call Options														Put Options																							
	December 2018				January 2019				Other Months		December 2018				January 2019				Other Months		Exercise Price																	
	Open price	Price max	Price min	Last price	Closing price	Volume	Open Interest	Open price	Price max	Price min	Last price	Closing price	Volume	Open Interest	Volume	Open Interest	Open price	Price max	Price min	Last price		Closing price	Volume	Open Interest	Volume	Open Interest												
Totals:						0	170						0	420	0	70							0	0						0	0	0	0					0
Number of Trades:							0							0		0							0.00							0						0		

OPAP (CR)

(Contract Size: 100 Securities, Exercise Style: American, Physical Delivery)

Exercise Price	Call Options														Put Options																		
	December 2018							January 2019							Other Months		December 2018							January 2019							Other Months		Exercise Price
	Open price	Price max	Price min	Last price	Closing price	Volume	Open Interest	Open price	Price max	Price min	Last price	Closing price	Volume	Open Interest	Volume	Open Interest	Open price	Price max	Price min	Last price	Closing price	Volume	Open Interest	Open price	Price max	Price min	Last price	Closing price	Volume	Open Interest	Volume	Open Interest	
5.600	0.000	0.000	0.000	2.90	-	-	0.000	0.000	0.000	2.91	-	-				0.000	0.000	0.000	0.001	-	-	0.000	0.000	0.000	0.001	-	-				0.056		
6.000	0.000	0.000	0.000	2.50	-	-	0.000	0.000	0.000	2.51	-	-				0.000	0.000	0.000	0.001	-	-	0.000	0.000	0.000	0.001	-	-				0.060		
6.400	0.000	0.000	0.000	2.10	-	-	0.000	0.000	0.000	2.11	-	-				0.000	0.000	0.000	0.002	-	-	0.000	0.000	0.000	0.001	-	-				0.064		
6.800	0.000	0.000	0.000	1.70	-	-	0.000	0.000	0.000	1.71	-	-				0.000	0.000	0.000	0.001	-	-	0.000	0.000	0.000	0.002	-	-				0.068		
7.200	0.000	0.000	0.000	1.30	-	-	0.000	0.000	0.000	1.32	-	-				0.000	0.000	0.000	0.002	-	-	0.000	0.000	0.000	0.004	-	-				0.072		
7.600	0.000	0.000	0.000	0.903	-	-	0.000	0.000	0.000	0.937	-	-				0.000	0.000	0.000	0.002	-	-	0.000	0.000	0.000	0.023	-	-				0.076		
8.000	0.000	0.000	0.000	0.512	-	-	0.000	0.000	0.000	0.599	-	-				0.000	0.000	0.000	0.009	-	-	0.000	0.000	0.000	0.084	-	-				0.080		
8.400	0.000	0.000	0.000	0.191	-	-	0.000	0.000	0.000	0.334	-	-				0.000	0.000	0.000	0.088	-	-	0.000	0.000	0.000	0.219	-	-				0.084		
8.800	0.000	0.000	0.000	0.036	-	-	0.000	0.000	0.000	0.160	-	-				0.000	0.000	0.000	0.334	-	-	0.000	0.000	0.000	0.445	-	-				0.088		
9.200	0.000	0.000	0.000	0.003	-	-	0.000	0.000	0.000	0.064	-	-				0.000	0.000	0.000	0.701	-	-	0.000	0.000	0.000	0.751	-	-				0.092		
9.600	0.000	0.000	0.000	0.001	-	-	0.000	0.000	0.000	0.022	-	-				0.000	0.000	0.000	1.10	-	-	0.000	0.000	0.000	1.11	-	-				0.096		
10.000	0.000	0.000	0.000	0.001	-	-	0.000	0.000	0.000	0.006	-	-				0.000	0.000	0.000	1.50	-	-	0.000	0.000	0.000	1.50	-	-				0.100		
11.000	0.000	0.000	0.000	0.001	-	-	0.000	0.000	0.000	0.001	-	-				0.000	0.000	0.000	2.50	-	-	0.000	0.000	0.000	2.50	-	-				0.110		
12.000	0.000	0.000	0.000	0.001	-	-	0.000	0.000	0.000	0.001	-	-				0.000	0.000	0.000	3.50	-	-	0.000	0.000	0.000	3.50	-	-				0.120		
13.000	0.000	0.000	0.000	0.001	-	-					-	-				0.000	0.000	0.000	4.50	-	-					-	-				0.130		
14.000	0.000	0.000	0.000	0.001	-	-					-	-				0.000	0.000	0.000	5.50	-	-					-	-				0.140		
15.000	0.000	0.000	0.000	0.001	-	-					-	-				0.000	0.000	0.000	6.50	-	-					-	-				0.150		
16.000	0.000	0.000	0.000	0.001	-	-					-	-				0.000	0.000	0.000	7.50	-	-					-	-				0.160		
Totals:						0	0				0	0		0	0				0	0				0	0		0	0		0	0		
Number of Trades:						0					0			0					0.00						0			0			0		

OTE (CR)

(Contract Size: 100 Securities, Exercise Style: American, Physical Delivery)

Exercise Price	Call Options														Put Options																	
	December 2018						January 2019						Other Months		December 2018						January 2019						Other Months		Exercise Price			
	Open price	Price max	Price min	Last price	Closing price	Volume	Open Interest	Open price	Price max	Price min	Last price	Closing price	Volume	Open Interest	Volume	Open Interest	Open price	Price max	Price min	Last price	Closing price	Volume	Open Interest	Open price	Price max	Price min	Last price	Closing price		Volume	Open Interest	Volume
7.600	0.000	0.000	0.000	3.34	-	-	0.000	0.000	0.000	0.000	3.35	-	-	0.000	0.000	0.000	0.000	0.000	0.000	0.001	-	-	0.000	0.000	0.000	0.000	0.001	-		-	0.000	0.000
8.000	0.000	0.000	0.000	2.94	-	-	0.000	0.000	0.000	0.000	2.96	-	-	0.000	0.000	0.000	0.000	0.000	0.000	0.001	-	-	0.000	0.000	0.000	0.000	0.001	-	-	0.000	0.000	0.080
8.400	0.000	0.000	0.000	2.54	-	-	0.000	0.000	0.000	0.000	2.56	-	-	0.000	0.000	0.000	0.000	0.000	0.000	0.001	-	-	0.000	0.000	0.000	0.000	0.001	-	-	0.000	0.000	0.084
8.800	0.000	0.000	0.000	2.14	-	-	0.000	0.000	0.000	0.000	2.16	-	-	0.000	0.000	0.000	0.000	0.000	0.000	0.003	-	-	0.000	0.000	0.000	0.000	0.001	-	-	0.000	0.000	0.088
9.200	0.000	0.000	0.000	1.74	-	-	0.000	0.000	0.000	0.000	1.76	-	-	0.000	0.000	0.000	0.000	0.000	0.000	0.004	-	-	0.000	0.000	0.000	0.000	0.003	-	-	0.000	0.000	0.092
9.600	0.000	0.000	0.000	1.34	-	-	0.000	0.000	0.000	0.000	1.37	-	-	0.000	0.000	0.000	0.000	0.000	0.000	0.001	-	-	0.000	0.000	0.000	0.000	0.015	-	-	0.000	0.000	0.096
10.000	0.000	0.000	0.000	0.947	-	-	0.000	0.000	0.000	0.000	1.01	-	-	0.000	0.000	0.000	0.000	0.000	0.000	0.003	-	-	0.000	0.000	0.000	0.000	0.049	-	-	0.000	0.000	0.100
11.000	0.000	0.000	0.000	0.160	-	-	0.000	0.000	0.000	0.000	0.326	-	-	0.000	0.000	0.000	0.000	0.000	0.000	0.216	-	-	0.000	0.000	0.000	0.000	0.366	-	-	0.000	0.000	0.110
12.000	0.000	0.000	0.000	0.003	-	-	0.000	0.000	0.000	0.000	0.056	-	-	0.000	0.000	0.000	0.000	0.000	0.000	1.06	-	-	0.000	0.000	0.000	0.000	1.10	-	-	0.000	0.000	0.120
13.000	0.000	0.000	0.000	0.001	-	-	0.000	0.000	0.000	0.000	0.005	-	-	0.000	0.000	0.000	0.000	0.000	0.000	2.06	-	-	0.000	0.000	0.000	0.000	2.06	-	-	0.000	0.000	0.130
14.000	0.000	0.000	0.000	0.001	-	-	0.000	0.000	0.000	0.000	0.001	-	-	0.000	0.000	0.000	0.000	0.000	0.000	3.06	-	-	0.000	0.000	0.000	0.000	3.06	-	-	0.000	0.000	0.140
15.000	0.000	0.000	0.000	0.001	-	-	0.000	0.000	0.000	0.000	0.001	-	-	0.000	0.000	0.000	0.000	0.000	0.000	4.06	-	-	0.000	0.000	0.000	0.000	4.06	-	-	0.000	0.000	0.150
16.000	0.000	0.000	0.000	0.001	-	-	0.000	0.000	0.000	0.000	0.001	-	-	0.000	0.000	0.000	0.000	0.000	0.000	5.06	-	-	0.000	0.000	0.000	0.000	5.06	-	-	0.000	0.000	0.160
17.000	0.000	0.000	0.000	0.001	-	-						-	-							6.06	-	-						-	-			0.170
18.000	0.000	0.000	0.000	0.001	-	-						-	-							7.06	-	-						-	-			0.180
Totals:					0	0						0	0	0	0					0	0						0	0	0	0		
Number of Trades:					0							0		0						0.00							0		0			

PIRAEUS BANK (CR)

(Contract Size: 100 Securities, Exercise Style: American, Physical Delivery)

Call Options														Put Options																					
December 2018							January 2019							Other Months		December 2018							January 2019							Other Months		Exercise Price			
Open price	Price max	Price min	Last price	Closing price	Volume	Open Interest	Open price	Price max	Price min	Last price	Closing price	Volume	Open Interest	Volume	Open Interest	Open price	Price max	Price min	Last price	Closing price	Volume	Open Interest	Open price	Price max	Price min	Last price	Closing price	Volume	Open Interest	Volume	Open Interest				
0.600	0.000	0.000	0.000	0.277	-	-	0.000	0.000	0.000	0.000	0.279	-	-			0.000	0.000	0.000	0.001	-	-	0.000	0.000	0.000	0.001	-	-			0.006					
0.650	0.000	0.000	0.000	0.228	-	-	0.000	0.000	0.000	0.000	0.230	-	-			0.000	0.000	0.000	0.001	-	-	0.000	0.000	0.000	0.002	-	-			0.007					
0.700	0.000	0.000	0.000	0.179	-	-	0.000	0.000	0.000	0.000	0.185	-	-			0.000	0.000	0.000	0.002	-	-	0.000	0.000	0.000	0.006	-	-			0.007					
0.750	0.000	0.000	0.000	0.134	-	-	0.000	0.000	0.000	0.000	0.142	-	-			0.000	0.000	0.000	0.007	-	-	0.000	0.000	0.000	0.014	-	-			0.008					
0.800	0.000	0.000	0.000	0.094	-	-	0.100	0.100	0.100	0.100	0.100	30	40			0.000	0.000	0.000	0.017	-	-	0.000	0.000	0.000	0.027	-	-			0.008					
0.850	0.000	0.000	0.000	0.062	-	-	0.000	0.000	0.000	0.000	0.076	-	-			0.000	0.000	0.000	0.034	-	-	0.000	0.000	0.000	0.047	-	-			0.009					
0.900	0.000	0.000	0.000	0.038	-	-	0.000	0.000	0.000	0.000	0.052	-	-			0.000	0.000	0.000	0.061	-	-	0.000	0.000	0.000	0.073	-	-			0.009					
0.950	0.000	0.000	0.000	0.021	-	-	0.000	0.000	0.000	0.000	0.034	-	-			0.000	0.000	0.000	0.094	-	-	0.000	0.000	0.000	0.106	-	-			0.010					
1.000	0.000	0.000	0.000	0.011	-	50	0.000	0.000	0.000	0.000	0.022	-	200			0.000	0.000	0.000	0.134	-	-	0.000	0.000	0.000	0.143	-	-			0.010					
1.100	0.000	0.000	0.000	0.003	-	180	0.000	0.000	0.000	0.000	0.008	-	30			0.000	0.000	0.000	0.225	-	-	0.000	0.000	0.000	0.230	-	-			0.011					
1.200	0.000	0.000	0.000	0.001	-	46	0.000	0.000	0.000	0.000	0.003	-	-			0.000	0.000	0.000	0.323	-	4	0.000	0.000	0.000	0.324	-	-			0.012					
1.300	0.000	0.000	0.000	0.001	-	-	0.000	0.000	0.000	0.000	0.001	-	-			0.000	0.000	0.000	0.423	-	-	0.000	0.000	0.000	0.423	-	-			0.013					
1.400	0.000	0.000	0.000	0.001	-	-	0.000	0.000	0.000	0.000	0.008	-	-			0.000	0.000	0.000	0.523	-	-	0.000	0.000	0.000	0.523	-	-			0.014					
1.500	0.000	0.000	0.000	0.001	-	-	0.000	0.000	0.000	0.000	0.005	-	-			0.000	0.000	0.000	0.623	-	-	0.000	0.000	0.000	0.623	-	-			0.015					
1.600	0.000	0.000	0.000	0.001	-	60	0.000	0.000	0.000	0.000	0.002	-	-			0.000	0.000	0.000	0.723	-	-	0.000	0.000	0.000	0.723	-	-			0.016					
1.700	0.000	0.000	0.000	0.001	-	-	0.000	0.000	0.000	0.000	0.001	-	-			0.000	0.000	0.000	0.823	-	-	0.000	0.000	0.000	0.823	-	-			0.017					
1.800	0.000	0.000	0.000	0.001	-	-	0.000	0.000	0.000	0.000	0.001	-	-			0.000	0.000	0.000	0.923	-	-	0.000	0.000	0.000	0.923	-	-			0.018					
1.900	0.000	0.000	0.000	0.001	-	-					-	-	-			0.000	0.000	0.000	1.02	-	-				-	-			0.019						
2.000	0.000	0.000	0.000	0.002	-	-					-	-	-			0.000	0.000	0.000	1.12	-	-				-	-			0.020						
2.200	0.000	0.000	0.000	0.001	-	20					-	-	-			0.000	0.000	0.000	1.32	-	-				-	-			0.022						
2.400	0.000	0.000	0.000	0.001	-	-					-	-	-			0.000	0.000	0.000	1.52	-	-				-	-			0.024						
2.600	0.000	0.000	0.000	0.003	-	-					-	-	-			0.000	0.000	0.000	1.72	-	-				-	-			0.026						
2.800	0.000	0.000	0.000	0.001	-	-					-	-	-			0.000	0.000	0.000	1.92	-	-				-	-			0.028						
3.000	0.000	0.000	0.000	0.004	-	-					-	-	-			0.000	0.000	0.000	2.12	-	-				-	-			0.030						
3.200	0.000	0.000	0.000	0.002	-	-					-	-	-			0.000	0.000	0.000	2.32	-	-				-	-			0.032						
3.400	0.000	0.000	0.000	0.001	-	-					-	-	-			0.000	0.000	0.000	2.52	-	-				-	-			0.034						
3.600	0.000	0.000	0.000	0.001	-	-					-	-	-			0.000	0.000	0.000	2.72	-	-				-	-			0.036						
3.800	0.000	0.000	0.000	0.001	-	-					-	-	-			0.000	0.000	0.000	2.92	-	-				-	-			0.038						
4.000	0.000	0.000	0.000	0.001	-	-					-	-	-			0.000	0.000	0.000	3.12	-	-				-	-			0.040						
4.400	0.000	0.000	0.000	0.001	-	-					-	-	-			0.000	0.000	0.000	3.52	-	-				-	-			0.044						
4.800	0.000	0.000	0.000	0.001	-	-					-	-	-			0.000	0.000	0.000	3.92	-	-				-	-			0.048						
5.200	0.000	0.000	0.000	0.001	-	-					-	-	-			0.000	0.000	0.000	4.32	-	-				-	-			0.052						
5.600	0.000	0.000	0.000	0.001	-	-					-	-	-			0.000	0.000	0.000	4.72	-	-				-	-			0.056						
Totals:						0	356							30	270	0	40							0	4							0	0	0	0
Number of Trades:						0							1	0							0.00							0	0						

PPC (CR)

(Contract Size: 100 Securities, Exercise Style: American, Physical Delivery)

Exercise Price	Call Options														Put Options																		
	December 2018							January 2019							Other Months		December 2018							January 2019							Other Months		Exercise Price
	Open price	Price max	Price min	Last price	Closing price	Volume	Open Interest	Open price	Price max	Price min	Last price	Closing price	Volume	Open Interest	Volume	Open Interest	Open price	Price max	Price min	Last price	Closing price	Volume	Open Interest	Open price	Price max	Price min	Last price	Closing price	Volume	Open Interest	Volume	Open Interest	
0.850	0.000	0.000	0.000	0.610	-	-	0.000	0.000	0.000	0.612	-	-				0.000	0.000	0.000	0.001	-	-	0.000	0.000	0.000	0.001	-	-				0.009		
0.900	0.000	0.000	0.000	0.560	-	-	0.000	0.000	0.000	0.562	-	-				0.000	0.000	0.000	0.001	-	-	0.000	0.000	0.000	0.002	-	-				0.009		
0.950	0.000	0.000	0.000	0.510	-	-	0.000	0.000	0.000	0.512	-	-				0.000	0.000	0.000	0.002	-	-	0.000	0.000	0.000	0.001	-	-				0.010		
1.000	0.000	0.000	0.000	0.460	-	-	0.000	0.000	0.000	0.462	-	-				0.000	0.000	0.000	0.001	-	-	0.000	0.000	0.000	0.002	-	-				0.010		
1.100	0.000	0.000	0.000	0.361	-	-	0.000	0.000	0.000	0.364	-	-				0.000	0.000	0.000	0.001	-	-	0.000	0.000	0.000	0.002	-	-				0.011		
1.200	0.220	0.220	0.220	0.220	0.220	50	10	0.000	0.000	0.000	0.270	-	-				0.000	0.000	0.000	0.002	-	-	0.000	0.000	0.000	0.008	-	-				0.012	
1.300	0.000	0.000	0.000	0.173	-	-	0.000	0.000	0.000	0.186	-	20				0.000	0.000	0.000	0.013	-	-	0.000	0.000	0.000	0.023	-	-				0.013		
1.400	0.000	0.000	0.000	0.100	-	-	0.000	0.000	0.000	0.117	-	53				0.000	0.000	0.000	0.039	-	-	0.000	0.000	0.000	0.055	-	-				0.014		
1.500	0.000	0.000	0.000	0.049	-	20	0.000	0.000	0.000	0.068	-	20				0.000	0.000	0.000	0.089	-	3	0.000	0.000	0.000	0.106	-	-				0.015		
1.600	0.000	0.000	0.000	0.021	-	-	0.000	0.000	0.000	0.036	-	-				0.000	0.000	0.000	0.160	-	-	0.000	0.000	0.000	0.174	-	-				0.016		
1.700	0.000	0.000	0.000	0.008	-	-	0.000	0.000	0.000	0.018	-	-				0.000	0.000	0.000	0.247	-	-	0.000	0.000	0.000	0.255	-	-				0.017		
1.800	0.000	0.000	0.000	0.002	-	-	0.000	0.000	0.000	0.008	-	-				0.000	0.000	0.000	0.342	-	-	0.000	0.000	0.000	0.346	-	-				0.018		
1.900	0.000	0.000	0.000	0.001	-	-	0.000	0.000	0.000	0.003	-	-				0.000	0.000	0.000	0.440	-	-	0.000	0.000	0.000	0.442	-	-				0.019		
2.000	0.000	0.000	0.000	0.001	-	-	0.000	0.000	0.000	0.001	-	-				0.000	0.000	0.000	0.540	-	-	0.000	0.000	0.000	0.540	-	-				0.020		
2.200	0.000	0.000	0.000	0.001	-	-					-	-				0.000	0.000	0.000	0.740	-	-					-	-				0.022		
2.400	0.000	0.000	0.000	0.001	-	-					-	-				0.000	0.000	0.000	0.940	-	-					-	-				0.024		
2.600	0.000	0.000	0.000	0.001	-	-					-	-				0.000	0.000	0.000	1.14	-	-					-	-				0.026		
2.800	0.000	0.000	0.000	0.001	-	-					-	-				0.000	0.000	0.000	1.34	-	-					-	-				0.028		
3.000	0.000	0.000	0.000	0.001	-	-					-	-				0.000	0.000	0.000	1.54	-	-					-	-				0.030		
3.200	0.000	0.000	0.000	0.001	-	-					-	-				0.000	0.000	0.000	1.74	-	-					-	-				0.032		
3.400	0.000	0.000	0.000	0.001	-	-					-	-				0.000	0.000	0.000	1.94	-	-					-	-				0.034		
3.600	0.000	0.000	0.000	0.001	-	-					-	-				0.000	0.000	0.000	2.14	-	-					-	-				0.036		
3.800	0.000	0.000	0.000	0.001	-	-					-	-				0.000	0.000	0.000	2.34	-	-					-	-				0.038		
4.000	0.000	0.000	0.000	0.001	-	-					-	-				0.000	0.000	0.000	2.54	-	-					-	-				0.040		
4.400	0.000	0.000	0.000	0.001	-	-					-	-				0.000	0.000	0.000	2.94	-	-					-	-				0.044		
Totals:							50	30				0	93	0	0				50	3				0	0	0	0	0	0	0	0	0	
Number of Trades:							1					0		0				0.00						0						0		0	

Lending Products	Underlying Title	Multilateral Transactions[1]					Bilateral Transactions[2]		Stock Borrowing through OTC (volume)[3]
		Open Interest[5]	Volume(Offered)	Average Weighted	Transactions volume	Average Weighted	Transactions Volume	Average Weighted	Transactions Volume
ADMIEBOR	ADMIE (IPTO) HOLDING S.A. (CR)	---	42,022	5.31%	---	---	---	---	---
AEGNBOR	AEGEAN AIRLINES (CR)	845	19,021	5.31%	---	---	---	---	11,912
ALPHABOR	ALPHA BANK (CR)	42,001	58,246	5.31%	---	---	---	---	29,064,784
ALMYBOR	ALUMIL (CR)	---	---	---	---	---	---	---	---
TATTBOR	ATTICA BANK S.A. (CR)	8,819	7,304	5.31%	---	---	---	---	370
EEEBOR	CC HBC AG (CR)	1,162	1,830	5.31%	---	---	---	---	70,546
CENERBOR	CENERGY HOLDINGS (CB)	---	46,000	5.31%	---	---	---	---	---
ELLAKTORBOR	ELLAKTOR (CR)	1,000	83,118	5.31%	---	---	---	---	40,889
EUROBBOR	EUROBANK ERGASIAS (CR)	985	14,658	5.31%	---	---	---	---	24,388,858
EYDAPBOR	EYDAP S.A. (CR)	---	4,246	5.31%	---	---	---	---	82,799
FFGRPBOR	FOLLI FOLLIE (CR)	---	---	---	---	---	---	---	1,363,949
FOYRKBOR	FOURLIS (CR)	1,958	1,953	5.31%	---	---	---	---	9,650
GEKTERNABOR	GEK TERNA (CR)	1,000	32,432	5.31%	1,000	3.11%	---	---	1,293
SARBOR	GR. SARANTIS S.A. (CR)	452	7	5.36%	---	---	---	---	390
EUPROBOR	GRIVALIA PROPERTIES (CR)	20,000	82,173	5.31%	---	---	---	---	138,200
EXAEBOR	HELLENIC EXCHANGES-A.S.E. (CR)	8,500	545,238	5.31%	---	---	---	---	148,665
ELPEBOR	HELLENIC PETROLEUM (CR)	2,700	126,516	5.31%	---	---	---	---	65,719
INTRKBOR	INTRACOM HOLDINGS (CR)	---	58,170	5.31%	---	---	---	---	---
INLOTBOR	INTRALOT (CR)	1,800	77,121	5.31%	---	---	---	---	284,512
BELABOR	JUMBO SA (CR)	41,213	145,200	5.31%	6,413	3.27%	---	---	175,338
LAMDABOR	LAMDA DEVELOPMENT SA (CR)	---	367	5.31%	---	---	---	---	6,067
MIGBOR	MARFIN INVESTMENT GROUP (CR)	---	293,633	5.31%	---	---	---	---	744,474
MOHBOR	MOTOR OIL (CR)	30,711	6,096	5.31%	1,000	3.81%	---	---	101,560
MYTILBOR	MYTILINEOS HOLDINGS (CR)	3,500	153,435	5.31%	---	---	---	---	18,086
ETEBOR	NATIONAL BANK (CR)	11,000	87,593	5.31%	---	---	---	---	7,328,051
OPAPBOR	OPAP (CR)	21,600	165,031	3.31%	---	---	---	---	1,107,199
HTOBOR	OTE (CR)	67,271	30,869	3.31%	---	---	---	---	607,590
PPABOR	P.P.A. S.A. (CR)	1,854	1,283	5.31%	---	---	---	---	2,901
TPEIRBOR	PIRAEUS BANK (CR)	---	4,483	5.31%	---	---	---	---	22,145,337
PLAISBOR	PLAISIO COMPUTERS SA (CR)	---	---	---	---	---	---	---	---
PPCBOR	PPC (CR)	1,000	142,460	5.31%	---	---	---	---	6,482,323

Stock Lending Notes

[1] - Multilateral contracts Lending or Borrowing as per Methods 8-1, 8-2 and 8-3-3 (According to ATHEX BoD Resolution No.17)

[2] - Bilateral Contracts Lending or Borrowing as per Methods 8-3-1 and 8-3-2 (According to ATHEX BoD Resolution No.20)

[3] - The information concerning OTC Stock Borrowing Transactions is based on the statements of the Dematerialised Securities System (DSS) operators involved and refers to volumes that have been registered up until the previous working day.

[4] - Average Price (Volume weighted)

[5] - The Data concerning Open Interest before the start of trading session

Lending Products	Underlying Title	Open Interest[5]	Multilateral Transactions[1]				Bilateral Transactions[2]		Stock Borrowing through OTC (volume)[3]
			Volume(Offered)	Average Weighted	Transactions volume	Average Weighted	Transactions Volume	Average Weighted	Transactions Volume
QUALBOR	QUALITY & RELIABILITY SA (CR)	---	---	---	---	---	---	---	
TENERGYBOR	TERNA ENERGY (CR)	1,931	25,175	5.31%	---	---	---	174,375	
TITKBOR	TITAN CEMENT (CR)	6,578	151,189	5.31%	---	---	---	68,666	
VIQBOR	VIOHALCO SA/NV (CB)	3,723	61,479	5.31%	3,413	3.35%	---	---	

Stock Lending Notes

[1] - Multilateral contracts Lending or Borrowing as per Methods 8-1, 8-2 and 8-3-3 (According to ATHEX BoD Resolution No.17)

[2] - Bilateral Contracts Lending or Borrowing as per Methods 8-3-1 and 8-3-2 (According to ATHEX BoD Resolution No.20)

[3] - The information concerning OTC Stock Borrowing Transactions is based on the statements of the Dematerialised Securities System (DSS) operators involved and refers to volumes that have been registered up until the previous working day.

[4] - Average Price (Volume weighted)

[5] - The Data concerning Open Interest before the start of trading session

Sectors codification for listed companies

533	-	Exploration & Production	537	-	Integrated Oil & Gas
1353	-	Commodity Chemicals	1357	-	Specialty Chemicals
1753	-	Aluminum	1755	-	Nonferrous Metals
1757	-	Steel	1775	-	General Mining
2353	-	Building Materials & Fixtures	2357	-	Heavy Construction
2723	-	Containers & Packaging	2727	-	Diversified Industrials
2733	-	Electrical Components & Equipment	2753	-	Commercial Vehicles & Trucks
2757	-	Industrial Machinery	2773	-	Marine Transportation
2777	-	Transportation Services	2791	-	Business Support Services
2797	-	Industrial Suppliers	3535	-	Distillers & Vintners
3537	-	Soft Drinks	3573	-	Farming Fishing & Plantations
3577	-	Food Products	3722	-	Durable Household Products
3726	-	Furnishings	3728	-	Home Construction
3747	-	Toys	3763	-	Clothing & Accessories
3765	-	Footwear	3767	-	Personal Products
3785	-	Tobacco	4533	-	Health Care Providers
4535	-	Medical Equipment	4577	-	Pharmaceuticals
5337	-	Food Retailers & Wholesalers	5371	-	Apparel Retailers
5373	-	Broadline Retailers	5375	-	Home Improvement Retailers
5379	-	Specialty Retailers	5553	-	Broadcasting & Entertainment
5555	-	Media Agencies	5557	-	Publishing
5751	-	Airlines	5752	-	Gambling
5753	-	Hotels	5755	-	Recreational Services
5757	-	Restaurants & Bars	5759	-	Travel & Tourism
6535	-	Fixed Line Telecommunications	6575	-	Mobile Telecommunications
7535	-	Conventional Electricity	7537	-	Alternative Electricity
7577	-	Water	8355	-	Banks
8534	-	Insurance Brokers	8536	-	Property & Casualty Insurance
8633	-	Real Estate Holding & Development	8637	-	Real Estate Services
8671	-	Industrial & Office REITs	8674	-	Diversified REITs
8675	-	Specialty REITs	8775	-	Specialty Finance
8777	-	Investment Services	8985	-	Equity Investment Instruments
9533	-	Computer Services	9535	-	Internet
9537	-	Software	9572	-	Computer Hardware
9574	-	Electronic Office Equipment	9578	-	Telecommunications Equipment
12003	-	ETF			



ATHEX
Athens Stock Exchange

Λεωφ. Αθηνών 110 104 42 Αθήνα
110, Athinon Ave. GR 104 42 Athens
tel. (+30)210-33.66.800, fax (+30)210-33.66.101
www.athexgroup.gr