

18

**Ημερήσιο Δελτίο
Συναλλακτικής Δραστηριότητας**

Daily Official List
of Trading Activity

Thursday, 13 December, 2018
Year: 139 Trading Day No: 240



ATHEX
Athens Stock Exchange

Disclaimer:

Hellenic Exchanges-Athens Stock Exchange S.A endeavours to ensure that the data and other material ("Information") presented on the Daily Official List are accurate and complete, but it is not liable for any errors or omissions of data or /and for the accuracy, credibility, updating and completeness of the aforesaid information nor it has any liability arising directly or indirectly from the use of the above Information.

The Company is not liable for the accuracy of the data included in listed companies' announcements. Only the sender of such an announcement is fully and solely liable for any infringement of third party's rights from the content of such announcement. All contents of the Daily Official List are provided only for information purposes and do not constitute investment advice or solicitation to invest in securities or other products listed for trading on the Exchange.

You acknowledge and agree that the Company is the owner of any property rights related to any Information appearing on the Daily Official List including intellectual property rights copyright, trademarks, etc.

The above data are a property of the Hellenic Exchanges-Athens Exchange and are copyright protected. Users are forbidden to reproduce, modify, copy, sale, transmit or redistribute, by all reproduction means and methods, part or the whole of the above data, without reference to their source.

The commercial exploitation of these data is, also, forbidden by third parties. Hellenic Exchanges-Athens Exchange does not carry any responsibility, direct or indirect, derived from usage or accidental alteration of the above data when used by third parties.

Hellenic Exchanges – Athens Stock Exchange S.A.

110 Athinon Ave.,10442 Athens, Tel: (210) 33.66.800, Fax: (210) 32.13.938

www.athexgroup.gr

Thessalonica Stock Exchange Center (T.S.E.C)

16-18 Katouni Str., Thessalonica 546 25 Tel: (2310) 567.667, Fax: (2310) 530.545

Athex Members Guarantee Fund

14-16 Fidiou Str., Athens 106 78, Tel: (210) 33.04.682, Fax: (210) 33.04.155

Hellenic Republic Capital Market Commission

1 Kolokotroni Str. & 1 Stadiou Str., Athens 10562 Tel: (210) 33.77.100 Fax: (210) 33.77.173

Table of Contents

Section 1: Statistical Figures of Securities, Derivatives and Lending

Summary of Markets

Athex Indices

Analytic Figures for Athex Market's Boards and Categories

Trading Details by Athex Sectors and Financial Instruments (ETFs)

Top 10 best & worst performing Shares

Derivatives Summary

Section 2: Analytic Figures of Shares Transactions

Analytic Figures of Shares Transactions

Shares' Notes

Section 3: Figures of Securities Transactions

Securities Blocks Details

Shares Rights Details

Stock Borrowing

Securities Forced Sales

Forced Sales Registered Shares

Exchange Traded Funds (ETFs) Characteristics

Section 5: Bonds traded in Fixed Income Assets Market

Convertible Corporate Bonds - Regulated Market

Non Convertible Corporate Bonds - Regulated Market

Government Bonds

Treasury Bills & Zero Coupon Government Bonds

Government Bonds Traded with the Open Outcry Method

State Banks Bonds

Section 6: Additional Infos

Athex & ATHEXClear Members List

List of Stocks under Market Making operations

Section 7: Derivatives Market Analytic Figures

Index Futures

Stock Futures

Index Options

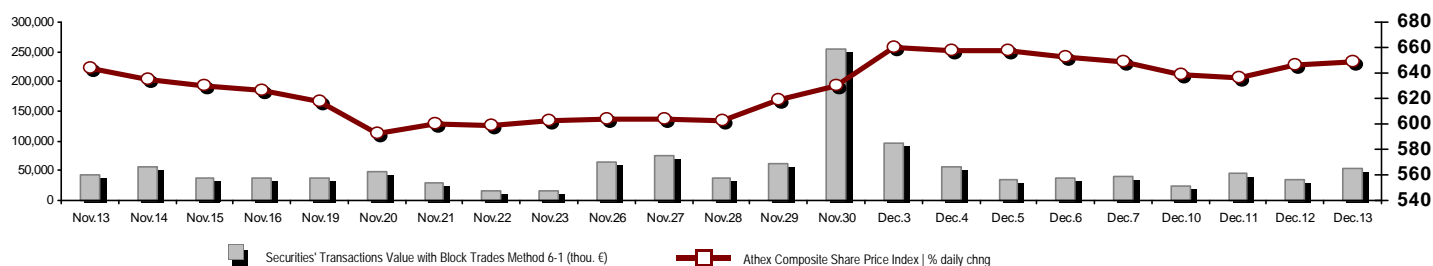
Stock Options

Stock Lending Analytic Figures

Appendix A: Sectors codification for listed companies

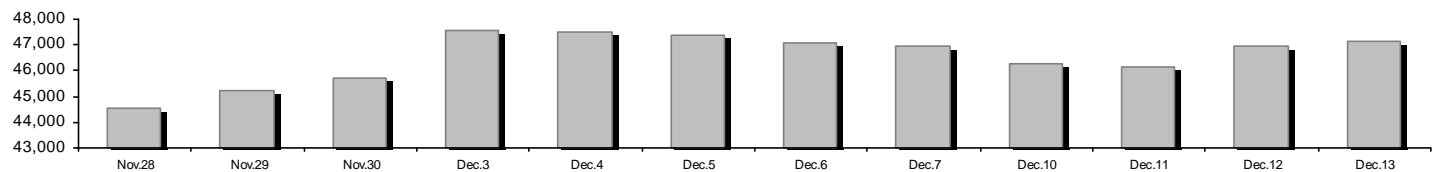
Summary of Markets

Athex Composite Share Price Index vs Shares and Derivatives Transactions Value



Athex Capitalisation (mill. €) **:	47,141.55		Derivatives Total Open Interest	457,478
Daily change: mill. € %	205.42	0.44%	in Index Futures % daily chng	5,963 0.86%
Yearly Avg Capitalisation: mill. € % chng prev year Avg	52,386.05	4.45%	in Stock Futures % daily chng	447,130 -0.51%
Athex Composite Share Price Index % daily chng	648.49	0.36%	in Index Options % daily chng	2,779 1.72%
Athex Composite Share Price Index Capitalisation (mill. €)	42,279.66		in Stock Options % daily chng	1,606 0.00%
Daily change (mill. €)	198.94			
Securities' Transactions Value with Block Trades Method 6-1 (52,891.19		Derivatives Contracts Volume:	40,412
Daily change: %	17,399.53	49.02%	Daily change: pieces %	-18,698 -31.63%
YtD Avg Trans. Value: thou. € % chng prev year Avg	55,649.37	-4.35%	YtD Avg Derivatives Contracts % chng prev year Avg	54,957 -29.07%
Blocks Transactions Value of Method 6-1 (thou. €)	25,038.68		Derivatives Trades Number:	1,871
Blocks Transactions Value of Method 6-2 & 6-3 (thou. €)	5.11		Daily change: number %	-321 -14.64%
Bonds Transactions Value (thou.€)	3,715.47		YtD Avg Trades number % chng prev year Avg	2,706 3.11%
Securities' Transactions Volume with Block Trades Method 6-1 (th	26,567.69		Lending Total Open Interest	278,827
Daily change: thou. pieces %	10,354.43	63.86%	Daily change: pieces %	2,918 1.06%
YtD Avg Volume: % chng prev year Avg	37,659.35	-47.76%	Lending Volume (Multilateral/Bilateral)	5,662
Blocks Transactions Volume of Method 6-1 (thou. Pieces)	13,658.36		Daily change: pieces %	5,662
Blocks Transactions Volume of Method 6-2 & 6-3 (thou. Pieces)	5.33		Multilateral Lending	5,662
Bonds Transactions Volume	4,025,485		Bilateral Lending	0
Securities' Trades Number with Block Trades Method 6-1	15,728		Lending Trades Number:	5
Daily change: number %	-3,621	-18.71%	Daily change: %	5
YtD Avg Trades number % chng prev year Avg	20,444	17.04%	Multilateral Lending Trades Number	5
Number of Blocks Method 6-1	7		Bilateral Lending Trades Number	0
Number of Blocks Method 6-2 & 6-3	1			
Number of Bonds Transactions	42			

Athex Capitalisation (mill. €) **



Daily Fluctuation of Athex Composite Share Price Index



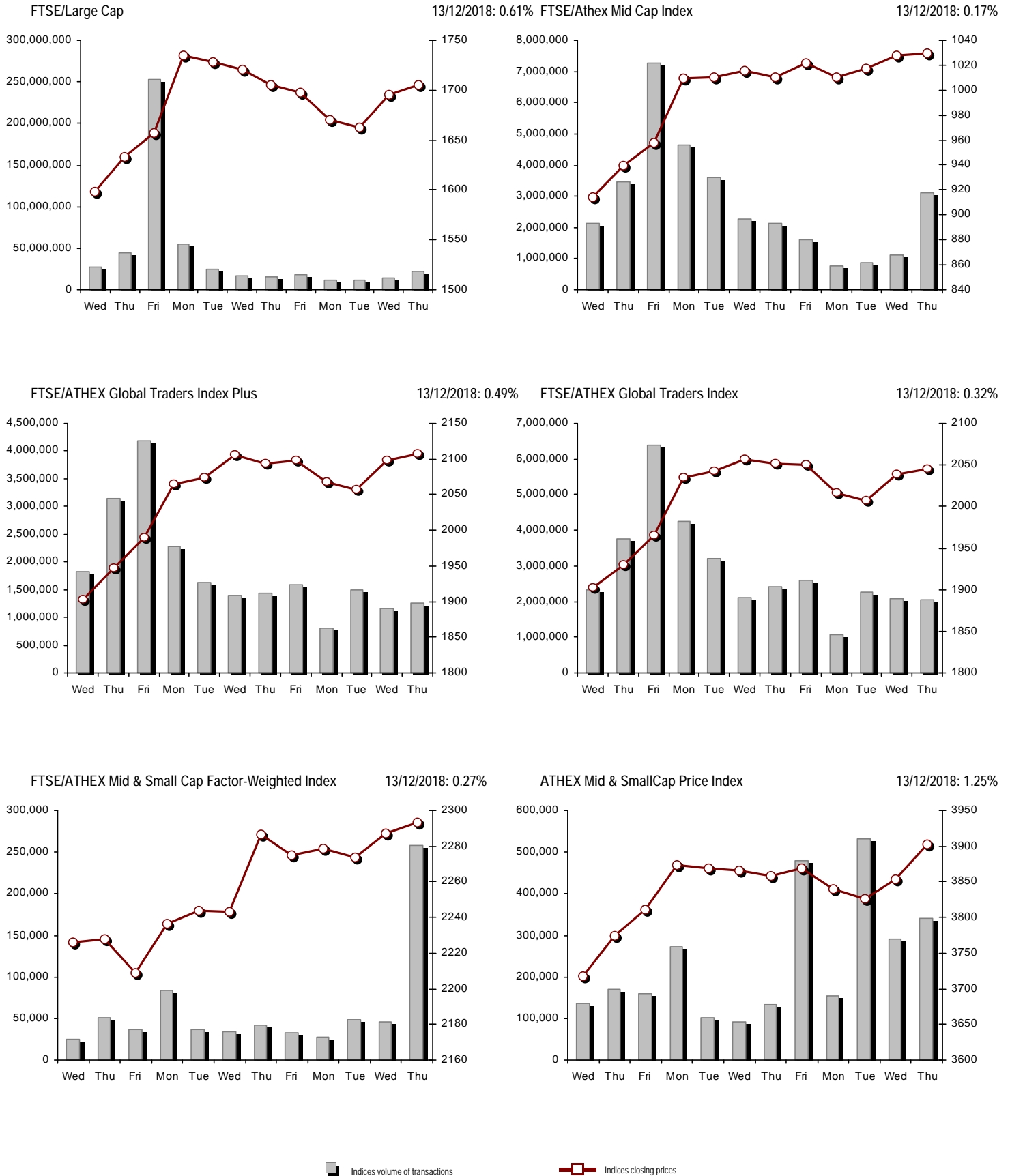
Athex Indices

Index name	13/12/2018	12/12/2018	pts.	%	Min	Max	Year min	Year max	Year change
Athex Composite Share Price Index	648.49 #	646.16	2.33	0.36%	645.54	650.06	592.70	895.64	-19.18% €
FTSE/Athex Large Cap	1,705.64 #	1,695.31	10.33	0.61%	1,694.24	1,708.02	1,548.58	2,275.91	-18.12% €
FTSE/Athex Mid Cap Index	1,029.28 #	1,027.57	1.71	0.17%	1,021.15	1,031.29	911.71	1,417.74	-14.10% €
FTSE/ATHEX-CSE Banking Index	355.18 #	352.69	2.49	0.71%	352.69	357.82	307.86	788.88	-46.44% €
FTSE/ATHEX Global Traders Index Plus	2,107.64 #	2,097.42	10.22	0.49%	2,086.05	2,110.59	1,897.69	2,656.94	-9.92% €
FTSE/ATHEX Global Traders Index	2,045.36 #	2,038.92	6.44	0.32%	2,031.82	2,050.89	1,872.97	2,452.53	-6.10% €
FTSE/ATHEX Mid & Small Cap Factor-Weighted Ind	2,293.57 #	2,287.34	6.23	0.27%	2,278.35	2,306.99	1,953.64	2,464.88	17.39% #
ATHEX Mid & SmallCap Price Index	3,902.17 #	3,854.02	48.15	1.25%	3,854.02	3,912.84	3,459.89	4,442.84	12.71% #
FTSE/Athex Market Index	423.01 #	420.52	2.49	0.59%	420.28	423.52	384.60	564.78	-17.85% €
FTSE Med Index	4,275.02 #	4,245.60	29.42	0.69%			3,923.92	4,634.00	-1.39% €
Athex Composite Index Total Return Index	1,029.23 #	1,024.63	4.60	0.45%	1,024.55	1,031.72	937.82	1,392.60	-17.49% €
FTSE/Athex Large Cap Total Return	2,481.48 #	2,466.45	15.03	0.61%			2,246.89	3,277.20	-17.79% €
FTSE/ATHEX Large Cap Net Total Return	747.65 #	742.46	5.19	0.70%	742.46	748.69	677.24	979.13	-16.57% €
FTSE/Athex Mid Cap Total Return	1,270.35 #	1,268.23	2.12	0.17%			1,128.83	1,702.90	-11.94% €
FTSE/ATHEX-CSE Banking Total Return Index	334.60 #	332.26	2.34	0.70%			291.68	747.83	-47.35% €
Hellenic Mid & Small Cap Index	946.76 #	946.67	0.09	0.01%	942.20	950.15	880.79	1,185.73	-8.26% €
FTSE/Athex Banks	469.28 #	465.99	3.29	0.71%	465.99	472.77	406.75	1,042.30	-46.44% €
FTSE/Athex Financial Services	833.16 €	837.08	-3.92	-0.47%	827.25	840.11	737.75	1,309.27	-25.97% €
FTSE/Athex Industrial Goods & Services	2,060.89 #	2,044.58	16.31	0.80%	2,038.72	2,084.80	1,779.28	2,717.62	-8.25% €
FTSE/Athex Retail	64.72 ~	64.72	0.00	0.00%	64.72	64.72	51.91	2,921.52	-97.67% €
FTSE/ATHEX Real Estate	3,083.64 €	3,134.30	-50.66	-1.62%	3,071.74	3,154.51	2,706.93	3,587.02	-9.54% €
FTSE/Athex Personal & Household Goods	7,381.24 €	7,382.20	-0.96	-0.01%	7,310.28	7,456.31	6,088.80	8,843.95	-7.74% €
FTSE/Athex Food & Beverage	10,292.14 #	10,170.16	121.98	1.20%	10,150.73	10,346.95	9,316.14	11,879.29	1.37% #
FTSE/Athex Basic Resources	3,128.74 €	3,193.79	-65.05	-2.04%	3,119.56	3,269.34	2,919.09	4,731.18	-22.41% €
FTSE/Athex Construction & Materials	2,599.73 €	2,605.88	-6.15	-0.24%	2,583.32	2,616.59	2,457.94	3,244.17	-7.75% €
FTSE/Athex Oil & Gas	4,978.43 #	4,934.26	44.17	0.90%	4,885.08	4,994.07	4,087.64	5,396.31	9.91% #
FTSE/Athex Chemicals	8,189.93 €	8,273.22	-83.29	-1.01%	8,143.50	8,388.45	7,889.97	12,117.06	-28.61% €
FTSE/Athex Media	1,495.65 ~	1,495.65	0.00	0.00%	1,469.64	1,495.65	1,131.49	1,664.73	-4.17% €
FTSE/Athex Travel & Leisure	1,482.77 #	1,476.76	6.01	0.41%	1,453.92	1,489.56	1,325.32	1,962.01	-18.96% €
FTSE/Athex Technology	752.44 #	746.61	5.83	0.78%	738.80	752.67	668.53	1,116.72	-17.38% €
FTSE/Athex Telecommunications	2,992.04 #	2,975.53	16.51	0.55%	2,975.53	3,014.06	2,587.42	3,526.04	-5.48% €
FTSE/Athex Utilities	1,876.96 #	1,864.84	12.12	0.65%	1,851.36	1,877.02	1,756.98	2,508.45	-5.79% €
FTSE/Athex Health Care	486.79 €	493.73	-6.94	-1.41%	486.79	499.27	256.65	517.30	88.66% #
Athex All Share Index	165.99 #	165.25	0.74	0.45%	165.99	165.99	152.89	209.09	-12.75% €
Hellenic Corporate Bond Index	116.29 #	116.09	0.20	0.17%			115.75	118.41	-0.56% €
Hellenic Corporate Bond Price Index	95.93 #	95.78	0.16	0.17%			95.62	100.55	-4.01% €

Note 1: FTSE/Med 100, Hellenic Corporate Bond Price Index and Hellenic Corporate Bond Index closing prices refer to the previous trading day of 11/12/2018.

Note 2: The Hellenic Mid & Small Cap Index is a Customized index calculated by the Athens Exchange.

Athex Indices



Analytic Figures for Athex Market's Boards and Categories

	Total Traded Securities	Main Market	Surveillance	Exchange Traded Funds (ETFs)
Totals	125	109	15	1
Gain / Lose / Same:	49 / 36 / 40	48 / 32 / 29	0 / 4 / 11	1 / 0 / 0
Athex Capitalisation (mill. €) **	47,141.55	46,935.86	205.69	
Daily Average Trans/ons Value(thou.€)	55,649.37	55,655.01	32.34	49.14
Transactions Value	52,896.30	52,878.46	17.66	0.17
Main Board:	27,852.51	27,834.68	17.66	0.17
Blocks Board 6_2_3:	25,043.79	25,043.79	0.00	0.00
Forced Sales Board:	0.00	0.00	0.00	0.00
Special Terms Board:	0.00	0.00	0.00	0.00
Daily Average Transactions Volume	37,659,350	37,485,407	221,717	2,494
Transactions Volume	26,573,020	26,343,279	229,731	10
Main Board:	12,909,334	12,679,593	229,731	10
Blocks Board 6_2_3:	13,663,686	13,663,686	0	0
Forced Sales Board:	0	0	0	0
Special Terms Board:	0	0	0	0
Daily Average Number of Trades	20,444	20,351	93	2
Number of Trades	15,729	15,590	138	1
Main Board:	15,721	15,582	138	1
Blocks Board 6_2_3:	8	8	0	0
Forced Sales Board:	0	0	0	0
Special Terms Board:	0	0	0	0

Trading Details by Athex Sectors and Financial Instruments (ETFs)

Code	Sectors	Gain / Lose / Same	Number of Trades	Transactions Volume	Transactions Value	% of Total Trans. Value
8300	- Banks	4 / 2 / 0	4,670	19,365,613	20,691,422.90	39.12%
1700	- Basic Resources	4 / 1 / 2	131	64,297	73,323.25	0.14%
1300	- Chemicals	1 / 1 / 1	100	15,529	27,682.19	0.05%
2300	- Construction & Materials	5 / 5 / 6	1,023	338,054	895,531.71	1.69%
12000	- Financial Instruments	1 / 0 / 0	1	10	170.58	0.00%
8700	- Financial Services	2 / 1 / 1	308	484,727	140,812.46	0.27%
3500	- Food & Beverage	5 / 1 / 3	258	90,140	933,107.16	1.76%
4500	- Health Care	0 / 3 / 1	190	1,749,616	1,688,394.13	3.19%
2700	- Industrial Goods & Services	9 / 4 / 5	1,492	953,184	2,922,416.58	5.52%
8500	- Insurance	1 / 0 / 0	6	761	2,616.80	0.00%
5500	- Media	0 / 0 / 1	1	1,000	113.00	0.00%
500	- Oil & Gas	1 / 1 / 1	1,251	186,848	3,509,402.18	6.63%
3700	- Personal & Household Goods	5 / 4 / 4	1,448	359,631	3,475,724.82	6.57%
8600	- Real Estate	1 / 5 / 4	542	484,751	3,853,767.16	7.29%
5300	- Retail	0 / 0 / 2	21	1,769	1,463.38	0.00%
9500	- Technology	4 / 1 / 5	258	112,357	94,371.23	0.18%
6500	- Telecommunications	1 / 0 / 0	1,238	444,425	4,836,930.85	9.14%
5700	- Travel & Leisure	2 / 6 / 2	1,473	1,373,577	8,391,967.68	15.86%
7500	- Utilities	3 / 1 / 2	1,318	546,731	1,357,077.87	2.57%

Top 10 best & worst performing Shares

Main Market

With positive Price change	Closing price	change	With negative Price change	Closing price	change
PAPERPACK (CR)	3.1	9.93% #	INTRALOT (CR)	0.49	-3.35% Ⓔ
ELTRAK SA (CR)	2.34	7.34% #	LAMDA DEVELOPMENT SA (CR)	5.9	-2.48% Ⓔ
PPC (CR)	1.48	2.78% #	IASO SA (CR)	1.095	-2.23% Ⓔ
MARFIN INVESTMENT GROUP (CR)	0.075	2.74% #	IKTINOS HELLAS SA (CR)	4.49	-2.18% Ⓔ
CNL CAPITAL (CR)	9.95	2.05% #	PIRAEUS BANK (CR)	0.92	-2.13% Ⓔ
CENERGY HOLDINGS (CB)	1.282	1.91% #	GEK TERNA (CR)	4.41	-2.00% Ⓔ
AEGEAN AIRLINES (CR)	7.8	1.83% #	KEKROPS SA (CR)	1.47	-2.00% Ⓔ
MOTOR OIL (CR)	21.5	1.66% #	AUTOHELLAS SA (CR)	22.4	-1.75% Ⓔ
ELLAKTOR (CR)	1.492	1.36% #	THRACE PLASTICS SA (CR)	1.9	-1.55% Ⓔ
ALPHA BANK (CR)	1.246	1.30% #	EKTER SA (CR)	1.27	-1.55% Ⓔ
With the highest Transactions Value	Value (thou. €)	change	With the highest Transactions Volume	Volume	change
ALPHA BANK (CR)	11,236.76	1.30% #	ALPHA BANK (CR)	9,021,380	1.30% #
OPAP (CR)	7,734.71	0.35% #	NATIONAL BANK (CR)	5,637,485	1.21% #
NATIONAL BANK (CR)	6,625.36	1.21% #	EUROBANK ERGASIAS (CR)	3,731,269	0.10% #
OTE (CR)	4,836.93	0.55% #	HYGEIA SA (CR)	1,566,625	0.00% -
GRIVALIA PROPERTIES (CR)	3,654.74	-1.28% Ⓔ	OPAP (CR)	901,917	0.35% #
MOTOR OIL (CR)	3,247.46	1.66% #	PIRAEUS BANK (CR)	894,749	-2.13% Ⓔ
JUMBO SA (CR)	2,363.46	0.29% #	MARFIN INVESTMENT GROUP (CR)	459,742	2.74% #
EUROBANK ERGASIAS (CR)	1,939.16	0.10% #	OTE (CR)	444,425	0.55% #
MYTILINEOS HOLDINGS (CR)	1,578.68	1.14% #	GRIVALIA PROPERTIES (CR)	428,741	-1.28% Ⓔ
HYGEIA SA (CR)	1,488.29	0.00% -	INTRALOT (CR)	393,455	-3.35% Ⓔ

Note: Stocks that are not included in the "Low Dispersion" and "Under Supervision" categories, and the transactions value is more than 10,000 €.

Derivatives Summary

	Number of Trades	Volume	Open Interest
Index Futures	225	944	5,963
FTSE/Athex Large Cap	225	944	5,963
Stock Futures	1,635	39,419	447,130
ADMIE (IPTO) HOLDING S.A. (CR)	147	6,590	10,119
ALPHA BANK (CR)	124	1,805	24,441
ATTICA BANK S.A. (CR)	0	0	339
CC HBC AG (CR)	21	36	243
CENERGY HOLDINGS (CB)	47	1,110	4,379
ELLAKTOR (CR)	65	1,373	4,788
EUROBANK ERGASIAS (CR)	100	2,806	70,122
EYDAP S.A. (CR)	6	35	666
FOURLIS (CR)	5	5	174
GEK TERNA (CR)	44	4,748	5,092
GRIVALIA PROPERTIES (CR)	2	2	209
HELLENIC EXCHANGES-A.S.E. (CR)	8	14	641
HELLENIC PETROLEUM (CR)	20	129	2,690
INTRACOM HOLDINGS (CR)	3	43	4,803
INTRALOT (CR)	94	553	3,725
JUMBO SA (CR)	37	65	1,009
LAMDA DEVELOPMENT SA (CR)	34	138	1,876
MARFIN INVESTMENT GROUP (CR)	29	990	52,692
MOTOR OIL (CR)	48	126	339
MYTILINEOS HOLDINGS (CR)	109	410	8,439
NATIONAL BANK (CR)	165	11,256	199,694
OPAP (CR)	44	326	2,868
OTE (CR)	57	267	2,136
P.P.A. S.A. (CR)	2	14	511
PIRAEUS BANK (CR)	171	2,257	21,178
PPC (CR)	188	2,235	10,402
TERNA ENERGY (CR)	24	1,866	7,927
TITAN CEMENT (CR)	6	18	246
VIOHALCO SA/NV (CB)	35	202	5,382
Index Options	11	49	2,779
FTSE/Athex Large Cap	11	49	2,779
Stock Options	0	0	1,606
ALPHA BANK (CR)	0	0	120
NATIONAL BANK (CR)	0	0	660
OPAP (CR)	0	0	0
OTE (CR)	0	0	0
PIRAEUS BANK (CR)	0	0	640
PPC (CR)	0	0	186
Total Derivatives Traded	1,871	40,412	457,478

Number of Outstanding Securities	Nominal Value	Dividends [1]			Date of Last Coupon		Note	Shares	Closing price	% change	Previous closing		Open price	Price min	Price max	Last price	Avg price	Last Bid [7]	Last Ask [7]	P/E after	Year	Volume	Trades	Transactions Value[8]	Company Mkt Value (thou. €)	Year low	Year high	Sector[4]	
		2015	2016	2017	Dividend [2]	Right					price/date	price/date																	
4,034,950	0.680	---	---	---	01/07/2005	30/12/2010	5171	CHATZIKRANIOTIS & SONS SA (CR)	0.14	---	0.14	27/04/2018	---	---	---	---	---	---	---	---	---	---	---	---	---	564.89	0.102	0.18	3577

Shares' Notes

Code	Note text
()	- Adjusted dividends.
*	- Last adjusted closing price.
[1]	- Net dividends.
[2]	- The "Date of Last Coupon" for New listings refers to the date company's stocks started to trade in Athex
[3]	- The Company Market Value is referred to the number of outstanding shares
[4]	- Sectors codification can be found in Appendix A
[5]	- The Market Value refers to the total number of shares listed (including their several classes) in the exchange by the company.
[6]	- P/E greater than 100
[7]	- Last view of the Order Book before the end of the trading session
[8]	- All Blocks Methods' Transactions Value are included.
4690	- Transfer to Surveillance category as of 4/4/2006.
4750	- Transfer to the "Under Surveillance Category" from 8/4/2011.
4865	- Suspension of trading as of 2/4/2012.
4887	- Transfer to the Surveillance Category as of 10/4/2012.
4912	- Transfer to the Surveillance Category as of 31/7/2012.
4914	- Suspension of trading as of 31/8/2012.
4918	- Suspension of trading as of 31/8/2012.
4955	- Transfer to the Surveillance Category as from 5/4/2013.
4956	- Transfer to the Surveillance Category as from 5/4/2013.
4957	- Transfer to the Surveillance Category as from 5/4/2013.
4958	- Transfer to the Surveillance Category as from 5/4/2013.
4959	- Transfer to the Surveillance Category as from 5/4/2013.
4983	- Transfer to the Surveillance Category as of 5/4/2013.
5080	- Transfer to the Surveillance Category as of 05/12/2014.
5093	- Transfer to the Surveillance Category as of 8/4/2015.
5094	- Transfer to the Surveillance Category as of 8/4/2015.
5095	- Transfer to the Surveillance Category as from 9/4/2015.
5101	- Suspension of trading as of 1/9/2015.
5110	- Suspension of trading as of 08/03/2016.
5112	- Transfer to the Surveillance Category as of 15/04/2016.
5115	- Transfer to the Surveillance Category as of 15/04/2016.
5123	- Transfer to the Surveillance Category as of 01/04/2016.
5130	- Suspension of trading as of 18/04/2017.
5136	- Suspension of trading as of 02/05/2017.
5141	- Transfer to the Surveillance Category as of 10/05/2017.
5153	- Suspension of trading as of 03/10/2017.
5154	- Suspension of trading as of 03/10/2017.
5156	- Transfer to the Surveillance Category as of 11/12/2017.
5160	- Transfer to the Surveillance Category as of 15/04/2016.
5161	- Transfer to the Surveillance Category as of 25/11/2011.
5162	- Transfer to the Under Supervision Category as of 21/12/2009.
5165	- Transfer to the Surveillance Category as of 15/02/2018.
5171	- Suspension of trading as of 30/04/2018.
5172	- Suspension of trading as of 30/04/2018.
5174	- Suspension of trading as of 02/05/2018.
5178	- Transfer to the Surveillance Category as of 11/05/2018.
5179	- Suspension of trading as of 25/05/2018.
5180	- Transfer to the Surveillance Category as of 29/05/2018.
5190	- Transfer to the Surveillance Category as of 01/10/2018.
5191	- Suspension of trading as of 02/10/2018.
5192	- Suspension of trading as of 02/10/2018.
5193	- Transfer to the Surveillance Category as of 25/10/2018.

Shares' Notes

Code	Note text
5194	- Transfer to the Surveillance Category as of 25/10/2018.
5195	- Transfer to the Surveillance Category as of 01/12/2017.
5197	- Transfer to the Surveillance Category as of 07/11/2018.

Securities Blocks Details

Securities	Block Volume	Price	Block Trade Value	Time of approval	Note
ELTRAK SA (CR)	143,000	2.10	300,300.00	14:52:02	20
PIRAEUS BANK (CR)	5,330	0.958	5,106.14	16:15:46	18
KARELIA TOBACCO CO. SA (CB)	2,000	251.00	502,000.00	16:45:24	20
GRIVALIA PROPERTIES (CR)	355,000	8.52	3,024,600.00	17:10:06	20
OPAP (CR)	135,200	8.58	1,160,016.00	17:11:13	20
OPAP (CR)	567,063	8.58	4,865,400.54	17:11:14	20
ALPHA BANK (CR)	7,752,890	1.25	9,660,100.94	17:12:00	20
NATIONAL BANK (CR)	4,703,203	1.18	5,526,263.53	17:12:14	20

Blocks Notes

- 9 - Method 6-1 / Special Fees
- 10 - Method 6-1 / Special Fees, SDS
- 14 - Method 6-3 / Settlement, Incomplete Buy and Sell
- 18 - Method 6-2 / SPOT 1
- 19 - Method 6-2 / SPOT 2
- 20 - Method 6-1 and Method 6-1 Same Day Settlement
- 21 - Other Pre-agreed

Shares Rights Details

Occured date	Exercise from	Exercise until	Trading until	Rights	Price min	Price max	Closing price	Last Bid	Last Ask	Volume	Trades	Transactions Value
--------------	---------------	----------------	---------------	--------	-----------	-----------	---------------	----------	----------	--------	--------	--------------------

No Rights Transactions.

Securities Forced Sales

Securities	Category of Security	Transactions Volume	Number of Trades	Transactions Value	Note
GGB-FXD-240223-11Y-2.000-1.00	Bonds	178,594	1	182,171.06	1
GGB-FXD-240224-12Y-2.000-1.00	Bonds	178,594	1	179,992.21	1
GGB-FXD-240225-13Y-2.000-1.00	Bonds	178,594	1	176,938.26	1
GGB-FXD-240226-14Y-2.000-1.00	Bonds	178,594	1	175,759.53	1
GGB-FXD-240227-15Y-2.000-1.00	Bonds	178,594	1	174,402.22	1
GGB-FXD-240228-16Y-2.000-1.00	Bonds	190,501	1	184,391.44	1
GGB-FXD-240229-17Y-2.000-1.00	Bonds	190,501	1	182,486.43	1
GGB-FXD-240230-18Y-2.000-1.00	Bonds	190,501	1	180,429.02	1
GGB-FXD-240231-19Y-2.000-1.00	Bonds	190,501	1	178,238.26	1
GGB-FXD-240232-20Y-2.000-1.00	Bonds	190,501	1	175,933.20	1
GGB-FXD-240233-21Y-2.000-1.00	Bonds	190,501	1	173,532.89	1
GGB-FXD-240234-22Y-2.000-1.00	Bonds	190,501	1	171,132.57	1
GGB-FXD-240235-23Y-2.000-1.00	Bonds	190,501	1	168,675.11	1
GGB-FXD-240236-24Y-2.000-1.00	Bonds	190,501	1	166,160.50	1
GGB-FXD-240237-25Y-2.000-1.00	Bonds	190,501	1	163,703.03	1
GGB-FXD-240238-26Y-2.000-1.00	Bonds	190,501	1	162,502.88	1
GGB-FXD-240239-27Y-2.000-1.00	Bonds	190,501	1	161,340.82	1
GGB-FXD-240240-28Y-2.000-1.00	Bonds	190,501	1	160,216.87	1
GGB-FXD-240241-29Y-2.000-1.00	Bonds	190,501	1	159,111.96	1
GGB-FXD-240242-30Y-2.000-1.00	Bonds	190,501	1	158,102.30	1

Forced Sales Notes

- 1 - Normal Forced Sale.
- 2 - Forced Sales of Fixed Registered Shares.
- 3 - Forced Sales of Remaining Stock Fractions.

Forced Sales Registered Shares

Securities	Start Date	End Date	Initial Volume	Remaining Volume	Date	Avg price (day)	Avg price (period)	Number of Trades	Transactions Volume	Transactions Value
------------	------------	----------	----------------	------------------	------	-----------------	--------------------	------------------	---------------------	--------------------

No Fixed Registered Shares Forced Sales.

Forced Sales Notes

According to Decision 1/380/04.05.2008 of the Hellenic Republic Capital Market Commission, the certificated registered shares that have not been deposited to the issuer for dematerialisation, will be auctioned in the Athens Exchange by the supervising issuer. Forced sales procedure is held according to Article 99A of the Athens Exchange Rulebook. The average price of the period is calculated by dividing the Total transactions value by the Total volume and includes all the transactions made until the current date.

Exchange Traded Funds (ETFs) Characteristics

	Transactions Date (T)	Creation / Redemption	Units (T-1)	New Units (T-1)	Redemption Units (T-1)	Units (T) [1]	Fund Assets [2]	Net Unit Price	Dividend per	Dividend Date
ALPHA ETF FTSE Athex Large Cap	13/12/2018	5,000	629,082	13,300	---	642,382	10,890,630.00	16.9535	0.43	30/06/2018

ETFs Notes

[1] - Units (T) = Units (T-1) + New Units (T-1) - Redemption Units (T-1)

[2] - The Creation / Redemption Units of T-1 are included.

Convertible Corporate Bonds - Regulated Market

Num Listed Bonds	Nominal price	Issue price	Today's Rate	Exp. Date	Duration (years)	Note	Coupon		Trading	Corporate Bonds	Price min	Price max	Closing price	Previous closing price/date	Volume	Transactions Value	Last order			Year min	Year max
							Common	Preferred									Price	Buy / Sell	Date		
179,991,941	0.30	0.30	1.00	11/10/2025	9	---	9	---	1	FORTHNET S.A. (Convertible)	---	---	---	---	---	---	1.0610	B	13/12/2018	100.0000	100.0000

Corporate Bonds Notes

Transactions Volume = (Pieces) * (Nominal Price). Transactions Value = (Pieces) * (Nominal Price) * (price %) + (Accrued interest).

The price of a Bond is stated as a percentage (%) of Bond's Nominal Price.

Nominal Price in Euros (€), except if it is noted differently.

Non Convertible Corporate Bonds - Regulated Market

Num Listed Bonds	Nominal price	Issue price	Today's Rate	Exp. Date	Duration (years)	Note	Coupon		Trading	Corporate Bonds	Accrued Int.	Yield.T.Mat	Price min	Price max	Closing price	Previous closing price/date	Volume	Transactions Value	Last order		ear min	Year max		
							Common	Preferred											Price	Buy / Sell			Date	
300,000	1,000.00	1,000.00	3.10	27/06/2022	5	---	3	---	1	MYTILINEOS HOLDINGS S.A. (Non Convertible)	14.8972	2.7940	100.5000	100.7000	100.5800	102.0940	12/12/2018	75,000	76,552.29	100.5100	B	13/12/2018	100.1901	103.4800
40,000,000	1.00	1.00	5.00	04/10/2021	5	---	9	---	1	HOUSEMARKET S.A. (Non Convertible)	0.0103	3.7660	102.1000	102.1000	102.1000	102.0000	12/12/2018	30,000	30,938.34	101.9010	B	13/12/2018	98.9369	105.1000
50,000	1,000.00	1,000.00	4.25	20/06/2022	5	---	3	---	1	SYSTEMS SUNLIGHT S.A. (Non Convertible)	21.1319	3.8740	100.3000	100.4900	100.4030	100.2640	12/12/2018	20,000	20,503.24	100.0000	B	13/12/2018	98.0000	103.2000
200,000	1,000.00	1,000.00	3.50	21/03/2022	5	---	4	---	1	O.P.A.P. S.A. (Non Convertible)	8.4583	2.6480	102.1000	102.1000	102.1000	101.9410	12/12/2018	30,000	30,883.75	101.7700	B	13/12/2018	101.3000	103.1500
60,000	1,000.00	1,000.00	3.85	21/07/2022	5	---	3	---	1	TERNA ENERGY FINANCE S.A. (Non Convertible)	15.7208	3.4320	100.5600	100.8000	100.7511	100.9260	11/12/2018	54,000	55,254.53	100.6000	B	13/12/2018	99.3154	103.4900
25,000	1,000.00	1,000.00	4.95	26/06/2023	5	---	1	---	1	B&F COMM. & GARM. INDUS. S.A. (Non Convertible)	23.9250	5.8870	95.9990	96.9444	96.1089	93.0000	10/12/2018	26,000	25,606.80	93.0251	B	13/12/2018	92.3969	100.0000
90,000	1,000.00	1,000.00	3.00	11/05/2023	5	---	2	---	1	CORAL A.E. (Non Convertible)	2.9167	2.7070	100.9000	100.9990	100.9743	100.6750	12/12/2018	40,000	40,506.37	100.1600	B	13/12/2018	100.0000	101.3500
120,000	1,000.00	1,000.00	3.95	04/04/2025	7	---	2	---	1	GEK TERNA S.A. (Non Convertible)	8.1194	3.8530	---	---	---	99.9470	12/12/2018	---	---	99.1100	B	13/12/2018	98.1000	102.9900

Corporate Bonds Notes

Transactions Volume = (Pieces) * (Nominal Price). Transactions Value = (Pieces) * (Nominal Price) * (price %) + (Accrued interest).

The price of a Bond is stated as a percentage (%) of Bond's Nominal Price.

Nominal Price in Euros (€), except if it is noted differently.

Government Bonds

Number Listed Bonds	Nominal price	Today's Rate	Accrued Interest Calc	Exp. Date [1]	Duration (years)	Note	Coupons Date	Curr. coupon value	Trading Unit	Government Bonds	Price min	Price max	Closing price	Previous closing price/date	Volume	Transactions Value	Price	Last order Buy / Sell	Date
3,000,000	1,000.00	4.38	Actual/Actual	01/08/2022	5	---	01/08	4.38	1	GGB-FXD-010822-05Y-4.375-1.000	---	---	---	---	---	---	1.0000	B	28/11/2018
4,355,990,324	1.00	3.50	Actual/Actual	30/01/2023	5	---	01/02 - 31/01	3.50	1	GGB-FXD-300123-05Y-3.500-1.00	---	---	---	94.5720 13/07/2018	---	---	1.0000	B	28/11/2018
5,962,747,327	1.00	3.75	Actual/Actual	30/01/2028	10	---	/02 - 01/02 - 31/	3.75	1	GGB-FXD-300128-10Y-3.750-1.00	---	---	---	85.4610 13/07/2018	---	---	1.0000	B	28/11/2018
6,091,218,404	1.00	3.90	Actual/Actual	30/01/2033	15	---	/02 - 01/02 - 31/	3.90	1	GGB-FXD-300133-15Y-3.900-1.00	---	---	---	78.6730 13/07/2018	---	---	1.0000	B	28/11/2018
4,805,399,486	1.00	4.00	Actual/Actual	30/01/2037	19	---	/02 - 01/02 - 31/	4.00	1	GGB-FXD-300137-19Y-4.000-1.00	---	---	---	77.0370 13/07/2018	---	---	1.0000	B	28/11/2018
4,603,713,186	1.00	4.20	Actual/Actual	30/01/2042	24	---	/02 - 01/02 - 31/	4.20	1	GGB-FXD-300142-24Y-4.200-1.00	---	---	---	77.7640 13/07/2018	---	---	1.0000	B	28/11/2018
550,418,123	1.00	3.00	Actual/Actual	24/02/2023	11	---	24/02	3.00	1	GGB-FXD-240223-11Y-2.000-1.00	---	---	10.0000	10.0000 22/06/2015	178,594	182,171.06	---	---	---
445,007,576	1.00	3.00	Actual/Actual	24/02/2024	12	---	24/02	3.00	1	GGB-FXD-240224-12Y-2.000-1.00	---	---	10.0000	10.0000 22/06/2015	178,594	179,992.21	---	---	---
423,674,226	1.00	3.00	Actual/Actual	24/02/2025	13	---	24/02	3.00	1	GGB-FXD-240225-13Y-2.000-1.00	---	---	10.0000	10.0000 22/06/2015	178,594	176,938.26	---	---	---
212,292,153	1.00	3.00	Actual/Actual	24/02/2026	14	---	24/02	3.00	1	GGB-FXD-240226-14Y-2.000-1.00	---	---	10.0000	10.0000 22/06/2015	178,594	175,759.53	---	---	---
160,621,352	1.00	3.00	Actual/Actual	24/02/2027	15	---	24/02	3.00	1	GGB-FXD-240227-15Y-2.000-1.00	---	---	10.0000	10.0000 22/06/2015	178,594	174,402.22	---	---	---
183,244,055	1.00	3.00	Actual/Actual	24/02/2028	16	---	24/02	3.00	1	GGB-FXD-240228-16Y-2.000-1.00	---	---	10.0000	10.0000 22/06/2015	190,501	184,391.44	---	---	---
164,802,894	1.00	3.00	Actual/Actual	24/02/2029	17	---	24/02	3.00	1	GGB-FXD-240229-17Y-2.000-1.00	---	---	10.0000	10.0000 22/06/2015	190,501	182,486.43	---	---	---
165,460,943	1.00	3.00	Actual/Actual	24/02/2030	18	---	24/02	3.00	1	GGB-FXD-240230-18Y-2.000-1.00	---	---	10.0000	10.0000 22/06/2015	190,501	180,429.02	---	---	---
129,007,241	1.00	3.00	Actual/Actual	24/02/2031	19	---	24/02	3.00	1	GGB-FXD-240231-19Y-2.000-1.00	---	---	10.0000	10.0000 22/06/2015	190,501	178,238.26	---	---	---
126,192,683	1.00	3.00	Actual/Actual	24/02/2032	20	---	24/02	3.00	1	GGB-FXD-240232-20Y-2.000-1.00	---	---	10.0000	10.0000 22/06/2015	190,501	175,933.20	---	---	---
146,905,168	1.00	3.00	Actual/Actual	24/02/2033	21	---	24/02	3.00	1	GGB-FXD-240233-21Y-2.000-1.00	---	---	10.0000	10.0000 22/06/2015	190,501	173,532.89	---	---	---
154,475,606	1.00	3.00	Actual/Actual	24/02/2034	22	---	24/02	3.00	1	GGB-FXD-240234-22Y-2.000-1.00	---	---	10.0000	10.0000 22/06/2015	190,501	171,132.57	---	---	---
144,429,441	1.00	3.00	Actual/Actual	24/02/2035	23	---	24/02	3.00	1	GGB-FXD-240235-23Y-2.000-1.00	---	---	10.0000	10.0000 22/06/2015	190,501	168,675.11	---	---	---
166,211,676	1.00	3.00	Actual/Actual	24/02/2036	24	---	24/02	3.00	1	GGB-FXD-240236-24Y-2.000-1.00	---	---	10.0000	10.0000 22/06/2015	190,501	166,160.50	---	---	---
145,461,669	1.00	3.00	Actual/Actual	24/02/2037	25	---	24/02	3.00	1	GGB-FXD-240237-25Y-2.000-1.00	---	---	10.0000	10.0000 22/06/2015	190,501	163,703.03	---	---	---
146,941,087	1.00	3.00	Actual/Actual	24/02/2038	26	---	24/02	3.00	1	GGB-FXD-240238-26Y-2.000-1.00	---	---	10.0000	10.0000 22/06/2015	190,501	162,502.88	---	---	---
135,115,612	1.00	3.00	Actual/Actual	24/02/2039	27	---	24/02	3.00	1	GGB-FXD-240239-27Y-2.000-1.00	---	---	10.0000	10.0000 22/06/2015	190,501	161,340.82	---	---	---
141,909,637	1.00	3.00	Actual/Actual	24/02/2040	28	---	24/02	3.00	1	GGB-FXD-240240-28Y-2.000-1.00	---	---	10.0000	10.0000 22/06/2015	190,501	160,216.87	---	---	---
136,788,720	1.00	3.00	Actual/Actual	24/02/2041	29	---	24/02	3.00	1	GGB-FXD-240241-29Y-2.000-1.00	---	---	10.0000	10.0000 22/06/2015	190,501	159,111.96	---	---	---
163,643,410	1.00	3.00	Actual/Actual	24/02/2042	30	---	24/02	3.00	1	GGB-FXD-240242-30Y-2.000-1.00	---	---	10.0000	10.0000 22/06/2015	190,501	158,102.30	---	---	---
742,153	1,000.00	0.93	FLR Actual/360	10/08/2019	5	---	10/02 - 10/08	---	1	GGB-FLT-100819-05Y-0.934-1.000	---	---	---	---	---	---	50.0001	B	12/12/2017
3,000,000	1,000.00	3.38	Actual/Actual	15/02/2025	7	---	15/02	3.38	1	GGB-FXD-150225-07Y-3.375-1.000	---	---	---	---	---	---	---	---	---
2,456,470	1,000.00	4.75	Actual/Actual	17/04/2019	5	---	17/04	4.75	1	GGB-FXD-170419-05Y-4.750-1.000	---	---	---	---	---	---	---	---	---

Government Bonds Notes

Transactions Volume = (Pieces) * (Nominal Price). Transactions Value = (Pieces) * (Nominal Price) * (price %) + (Accrued interest).

The Value of current coupon for the issues with NV 0.01 euro refers to NV 100 euros

FLR: Floating Interest Rate.

[1] - The Expiration Date of the interest bearing period and the Date for coupon payment.

Treasury Bills & Zero Coupon Government Bonds

Issue Date	13-Week Maturity									26-Week Maturity							52-Week Maturity										
	Exp. Date	Initial Rate	Num Listed Bonds	Nominal price	Issue price	Last Trade Price	Last Trade Date	Volume Traded	Note	Exp. Date	Initial Rate	Num Listed Bonds	Nominal price	Issue price	Last Trade Price	Last Trade Date	Volume Traded	Note	Exp. Date	Initial Rate	Num Listed Bonds	Nominal price	Issue price	Last Trade Price	Last Trade Date	Volume Traded	Note
16/03/2018	---	---	---	---	---	---	---	---	---	---	---	---	---	---	---	---	---	---	15/03/2019	1.25	1,000,000	1,000.00	987.52	---	---	---	---
15/06/2018	---	---	---	---	---	---	---	---	---	---	---	---	---	---	---	---	---	---	14/06/2019	1.09	1,000,000	1,000.00	989.10	---	---	---	---
14/09/2018	---	---	---	---	---	---	---	---	---	---	---	---	---	---	---	---	---	---	13/09/2019	1.09	1,000,000	1,000.00	989.10	---	---	---	---

Bonds in Circulation	Currency / Min nominal traded Value	Coupons Payment Date	Current Coupon Value	Note	Coupon	Trading Unit	Issue Date	Duration (years)	Today's Interest	A.I.C in days	Bonds	Last price of previous days		Last Outcry in Cash (euro)		Trades in Pieces	Life min	Life Max	
												Price	Buy / Sell	Price	Buy / Sell				
Corporate Bonds in Foreign Currency and Euro																			
103,746	GBP / 10	01/12	0.25	---	60	1	01/12/1930	98	2.5	360	National Mortgage Bank	2.27	05/02/1996	2.27	S	05/02/1996	---	2.27	2.27
0	GBP / 10	01/12	0.25	---	62	1	01/12/1928	100	2.5	360	National Mortgage Bank	---	---	---	---	---	---	---	---

Government Bonds Notes

A.I.C: Accrued Interest Calculation base.

FLR: Floating Interest Rate.

The minimum tradeable Nominal Value for all Demeterialised Government Titles is 100 Euros.

(μτφρ-0)

Athex & ATHEXCclear Members List

Member Name	Stock Market			Derivatives Market		ATHEXCclear Member				
	Address	Phone	Fax	Market Member	Remote Member	Market Maker	Proprietary	Market Maker	General Clearing	Direct Clearing
A. SARRIS SECURITIES S.A.				a						
6, DRAGATSANIOU ATHINA	+30 2103367700	210-3312324								
ALPHA BANK A.E.									a	
40, STADIOU STR ATHINA	(210)-3260000	(210)-3264116								
	(210)-3265546	(210)-3265811								
103, AVE. ATHINON ATHINA	+30 2103436820	210-3436270								
ALPHA FINANCE INVESTMENT SERVICES S.A.				a		a	a			a
5, MERLIN ATHINA	+30 2103677400	210-33311193								
ARDU PRIME SECURITIES S.A				a			a			
12-14, KARAGIORGI SERVIAS ATHINA	+30 2103800820	210-3000854								
ARGUS STOCKBROKERS LTD				a	a		a			
25 , DIMOSTHENI SEVERI AVE NICOSIA	+357 22717000	0035722717070								
ATLANTIC SECURITIES LIMITED				a	a					
37, PRODROMOU NICOSIA	+357 22445400	00357 22661914								
AXIA VENTURES GROUP LTD				a	a					
, KRANIDIOTI 10, OFFICE 102 NICOSIA	+357 22742000	357 22742001								
AXON SECURITIES S.A.				a			a			
48, STADIOU ATHINA	+30 2103363800	210-3243903								
BANK OF AMERICA MERRILL LYNCH				a	a					
2 , KING EDWARD STREET LONDON	+44 20276281000									
BETA SECURITIES S.A.				a		a	a			a
29 , ALEXANDRAS AVEN. & VRAILA ATHINA	+30 2106478900	210-6410139								
BNP PARIBAS SECURITIES SERVICES									a	
2, LAMPSAKOU ATHINA	+30 2107468500	210-7468579-581								
CAPITAL SECURITIES S.A.				a			a			
58, MITROPOLEOS ATHINA	+30 2103369700	+30 210 3369820								
CFS SECURITIES-INVESTMENT SERVICES S.A.				a						
3, PAPARRIGOPOULOU ATHINA	+30 2103360800	+30 210-3360980								
CITIGROUP GLOBAL MARKET LTD				a	a					
1, CITIGROUP CENTER , CANADA SQ., CANARY WHARF LONDON	+44 02079864000									
CREDIT SUISSE SECURITIES (EUROPE) LIMITED				a	a					
1 , CABOT SQUARE LONDON	+44 2078888888									
CYCLOS SECURITIES S.A.				a			a			a
39, PANEPISTIMIOU ATHINA	+30 2103364300	+30 210-3239122								
DEUTSCHE BANK S.A.				a	a		a			
1 , GREAT WINCHESTER STREET LONDON	+44 20 754 54209	00441133361437								
DYNAMIC SECURITIES S.A.				a			a			a
, SYGROU AVENUE 223 & TRALLEON 2 NEA SMYRNI	+30 2103677700	210-3677777								
EUROBANK EQUITIES INVESTMENT FIRM S.A				a		a	a			a
, FILELLINON 10 & XENOFONTOS 13 ATHINA	+30 2103720000	210-3720001								
EUROBANK ERGASIAS S.A.									a	
8, OTHONOS STR. ATHINA	(210)-3337969	(210)-3245916								
	(210)-3337000	(210)-3233866								
8, OTHONOS ATHINA	+30 2103337000	210-3245916								
EUROCORP INVESTMENT SERVICES S.A.				a			a			a
14, FILIKIS ETERIAS SQ, ATHINA	+30 2107263500	2107263666								
EUROTRUST INVESTMENT FIRM SA				a						
113, SEVASTOUPOLEOS ATHINA	+30 2103363100	+30 210-3238334								
EUROXX SECURITIES S.A.				a		a	a			a
7, PALAIOLOGOU CHALANDRI	(210)-6879400	(210)-6879401								
7, PALEOLOGOU CHALANDRI	+30 2106879400	210-6879401								
G. A. PERVANAS SECURITIES-INVESTMENT SERVICES CO S.A.				a						
7-9, SOFOKLEOUS ATHINA	+30 2103727200	210-3210-291								
GLOBAL CAPITAL SECURITIES AND FINANCIAL SERVICES LTD				a	a					
50, AVE. ARCHIEPISKOPOU MAKARIOU NICOSIA	+357 22710710	357 22339332								
HELLENIC BANK (INVESTMENTS) LTD					a					
, AVE. KYRIAKOU MATSI 31 - PO BOX 24747 NICOSIA	+357 22500100	357 22500110								
HELLENIC-AMERICAN SECURITIES S.A.				a		a	a			a
27, ANDREA PAPANDEREOU ATHINA	+30 2103311100	+30 210-3215968								
HSBC FRANCE									a	
109-111, AVE. MESOGION ATHINA	+30 2106960000	210-6929336								
INDEX SECURITIES S.A.				a						
6, DRAGATSANIOU ATHINA	+30 2103213920	+30 210-3213216								

Athex & ATHEXClear Members List

Member Name				Stock Market			Derivatives Market		ATHEXClear Member	
	Address	Phone	Fax	Market Member	Remote Member	Market Maker	Proprietary	Market Maker	General Clearing	Direct Clearing
INVESTMENT BANK OF GREECE S.A.				a		a	a	a	a	
32 , EGIALIAS & PARADISOU MAROUSI	+30 2108173111	+30 210-6896325								
J. CHR. MAVRIKIS SECURITIES S.A.				a						
5, SOFOKLEOUS ATHINA	+30 2103216730	210-3217767								
KAPPA SECURITIES S.A.				a			a			
15, VALAORITOU ATHINA	+30 2103678600	+30 210-3641002								
KARAMANOF SECURITIES AND INVESTMENT SERVICES S.A.				a			a			
2, SQ. AGION THEODORON ATHINA	+30 2103212947	+30 210-3217088								
LAIKI FINANCIAL SERVICES LTD					a					
26, AVE. VYRONOS NICOSIA	357 22367367	357 22718567								
LEON DEPOLAS SECURITIES S.A.				a		a	a			
1, CHRISTOU LADA ATHINA	+30 2103213276	+30 210-3211618								
MEGA EQUITY SECURITIES & FINANCIAL SERVICES PUBLIC LTD				a	a		a			
42-44, AVE. GRIVA DIGENI NICOSIA	+357 22711711	357 22711811								
MERIT SECURITIES S.A				a		a	a			a
5, SOFOKLEOUS ATHINA	+30 2141008800	210-6971830								
N. CHRYSOCHOIDIS STOCK BROKERAGE I.S.S.A.				a			a			a
7-9, SOFOKLEOUS ATHINA	+30 2103213913	+30 210-3216115								
NATIONAL BANK OF GREECE S.A.				a		a	a		a	
68, AKADIMIAS STR. ATHINA	(210)-3328817	(210)-3328678								
86, AIOLOU STR. ATHINA	(210)-3341000	(210)-3228187								
NATIONAL SECURITIES S.A				a		a	a	a		
66, KIFISIAS AVE , BUILDING A ATHINA	+30 2107720000	+30 210-7720002								
NUNTIUS BROKERAGE AND INVESTMENT SERVICES S.A				a						
6, DRAGATSANIOU ATHINA	+30 2103350599	+30210-3254846								
ONE PLUS CAPITAL LIMITED				a	a					
, 75 PRODROMOU AVENUE, ONEWORLD PARKVIEW HOUSE, 3RD FLOOR	+3021022873760									
PANTELAKIS SECURITIES S.A.				a		a	a	a		
57, ETHNIKIS ANTISTASIS B CHALANDRI	+30 2106965000	210-6929550								
PEGASUS SECURITIES S.A				a			a			
17 , VALAORITOU & AMERIKIS ATHINA	+30 2103670700	+30 210-3670760								
PIRAEUS BANK S.A.				a			a		a	
4, AMERIKIS STR ATHINA	(210)-3335918	(210)-3254207								
4, AMERIKIS STR. ATHINA	(210)-3335000	(210)-3335079								
4, AMERIKIS ATHINA	+30 2103335000	210-3335079								
PIRAEUS SECURITIES S.A.				a		a	a	a		a
10, STADIU ATHINA	+30 2103354100	210-3354170								
PRELIUM INVESTMENT SERVICES S.A.				a			a			
342, KIFISIAS ATHINA	+30 2103677044	+30 210-6926403								
PROCHOICE SECURITIES LTD				a	a					
57, SPYROU KYPRIANOY NICOSIA	+357-24-661192	+357-24-662464								
SHARELINK SECURITIES-FINANCIAL SERVICES LTD				a	a		a			
6 , THEOTOKI MEGARO ELLINA NICOSIA	+357 22554200	+357 22750852								
SOCIETE GENERALE S.A.				a	a		a			
, 17 COURS VALMY 92987 PUTEAUX - LA DEFENSE PARIS	+33 157290504	+33142138697								
SOLIDUS SECURITIES S.A				a			a			a
64, LOUIZIS RIANCOUR ATHINA	+30 2106900600	210-6985421								
ST. EM. LAVRENTAKIS SECURITIES S.A.				a			a			
7-9, SOFOKLEOUS ATHINA	+30 2103213336	+30 210-3246572								
THE CYPRUS INVESTMENT & SECURITIES CORPORATION LTD				a	a					
154, LIMASSOL AVENUE, STROVOLOS NICOSIA	+357 22121700	357 22338800								
UBS LIMITED				a	a					
1 , FINSBURY AVENUE LONDON	+44 2075687135									

List of Stocks under Market Making operations

Securities	Market Maker	Start Market Making	Stock Category
FOLLI FOLLIE (CR)			Suspension Status
NATIONAL SECURITIES S.A.		17/02/2014	
PIRAEUS SECURITIES S.A.		04/05/2015	
ADMIE (IPTO) HOLDING S.A. (CR)			Main Market
PIRAEUS SECURITIES S.A.		29/06/2017	
ALPHA BANK (CR)			Main Market
ALPHA FINANCE INVESTMENT SERVICES S.A.		29/02/2016	
EUROBANK EQUITIES INVESTMENT FIRM S.A.		24/10/2012	
LEON DEPOLAS SECURITIES S.A.		04/01/2016	
MERIT SECURITIES S.A.		03/09/2013	
NATIONAL SECURITIES S.A.		15/01/2013	
PIRAEUS SECURITIES S.A.		28/05/2013	
ALUMIL (CR)			Main Market
BETA SECURITIES S.A.		18/07/2013	
ATTICA BANK S.A. (CR)			Main Market
BETA SECURITIES S.A.		02/06/2014	
EUROXX SECURITIES S.A.		22/01/2016	
PIRAEUS SECURITIES S.A.		20/09/2017	
ATTICA HOLDINGS (CR)			Main Market
HELLENIC-AMERICAN SECURITIES S.A.		28/12/2017	
AUTOHELLAS SA (CR)			Main Market
EUROXX SECURITIES S.A.		02/07/2018	
BYTE COMPUTER SA (CR)			Main Market
MERIT SECURITIES S.A.		04/08/2013	
CC HBC AG (CR)			Main Market
EUROBANK EQUITIES INVESTMENT FIRM S.A.		23/10/2013	
NATIONAL SECURITIES S.A.		29/04/2013	
PIRAEUS SECURITIES S.A.		04/05/2015	
CENERGY HOLDINGS (CB)			Main Market
ALPHA FINANCE INVESTMENT SERVICES S.A.		02/01/2017	
EUROBANK EQUITIES INVESTMENT FIRM S.A.		02/01/2017	
CNL CAPITAL (CR)			Main Market
MERIT SECURITIES S.A.		01/10/2018	
EKTER SA (CR)			Main Market
EUROBANK EQUITIES INVESTMENT FIRM S.A.		16/10/2017	
LEON DEPOLAS SECURITIES S.A.		21/05/2018	
ELASTRON (CR)			Main Market
LEON DEPOLAS SECURITIES S.A.		20/02/2017	
ELLAKTOR (CR)			Main Market
EUROBANK EQUITIES INVESTMENT FIRM S.A.		01/06/2013	
EUROXX SECURITIES S.A.		24/09/2018	
NATIONAL SECURITIES S.A.		25/06/2013	
PIRAEUS SECURITIES S.A.		22/10/2018	
ELTON SA (CR)			Main Market
BETA SECURITIES S.A.		03/09/2013	
ELVALHALCOR (CB)			Main Market
ALPHA FINANCE INVESTMENT SERVICES S.A.		07/05/2018	
EUROBANK EQUITIES INVESTMENT FIRM S.A.		07/05/2018	
EUROBANK ERGASIAS (CR)			Main Market
ALPHA FINANCE INVESTMENT SERVICES S.A.		08/01/2013	
EUROBANK EQUITIES INVESTMENT FIRM S.A.		01/06/2013	
HELLENIC-AMERICAN SECURITIES S.A.		25/07/2014	
MERIT SECURITIES S.A.		06/11/2017	
NATIONAL SECURITIES S.A.		01/01/2017	
PIRAEUS SECURITIES S.A.		28/09/2013	
FOURLIS (CR)			Main Market
EUROBANK EQUITIES INVESTMENT FIRM S.A.		01/12/2016	
EUROXX SECURITIES S.A.		01/12/2016	
PIRAEUS SECURITIES S.A.		06/03/2017	
GEK TERNA (CR)			Main Market
HELLENIC-AMERICAN SECURITIES S.A.		07/09/2015	
GR. SARANTIS S.A. (CR)			Main Market
ALPHA FINANCE INVESTMENT SERVICES S.A.		19/06/2018	
BETA SECURITIES S.A.		14/05/2013	
EUROBANK EQUITIES INVESTMENT FIRM S.A.		24/10/2016	
GRIVALIA PROPERTIES (CR)			Main Market
EUROBANK EQUITIES INVESTMENT FIRM S.A.		20/09/2017	

List of Stocks under Market Making operations

Securities	Stock Category
Market Maker	Start Market Making
HELLENIC EXCHANGES-A.S.E. (CR)	Main Market
HELLENIC-AMERICAN SECURITIES S.A.	01/09/2014
NATIONAL SECURITIES S.A.	25/06/2013
PIRAEUS SECURITIES S.A.	04/05/2015
HELLENIC PETROLEUM (CR)	Main Market
HELLENIC-AMERICAN SECURITIES S.A.	14/09/2015
PIRAEUS SECURITIES S.A.	20/03/2017
HYGEIA SA (CR)	Main Market
HELLENIC-AMERICAN SECURITIES S.A.	18/04/2016
INTRACOM CONSTR. (CR)	Main Market
MERIT SECURITIES S.A.	05/06/2018
INTRACOM HOLDINGS (CR)	Main Market
ALPHA FINANCE INVESTMENT SERVICES S.A.	03/08/2018
LEON DEPOLAS SECURITIES S.A.	08/10/2018
INTRALOT (CR)	Main Market
ALPHA FINANCE INVESTMENT SERVICES S.A.	03/07/2017
EUROBANK EQUITIES INVESTMENT FIRM S.A.	18/12/2017
HELLENIC-AMERICAN SECURITIES S.A.	30/05/2018
PANTELAKIS SECURITIES S.A.	07/05/2018
PIRAEUS SECURITIES S.A.	28/09/2013
J & P - AVAX SA (CR)	Main Market
EUROBANK EQUITIES INVESTMENT FIRM S.A.	14/12/2015
JUMBO SA (CR)	Main Market
MERIT SECURITIES S.A.	06/11/2017
PIRAEUS SECURITIES S.A.	06/03/2017
KLOUKINAS - LAPPAS SA (CR)	Main Market
BETA SECURITIES S.A.	22/09/2014
KRI-KRI S.A. (CR)	Main Market
EUROBANK EQUITIES INVESTMENT FIRM S.A.	07/05/2018
LEON DEPOLAS SECURITIES S.A.	16/01/2017
LAMDA DEVELOPMENT SA (CR)	Main Market
EUROBANK EQUITIES INVESTMENT FIRM S.A.	08/12/2014
PANTELAKIS SECURITIES S.A.	06/11/2017
PIRAEUS SECURITIES S.A.	29/06/2017
LAMPSPA HOTEL SA (CR)	Main Market
LEON DEPOLAS SECURITIES S.A.	16/01/2017
MARFIN INVESTMENT GROUP (CR)	Main Market
HELLENIC-AMERICAN SECURITIES S.A.	25/07/2014
LEON DEPOLAS SECURITIES S.A.	20/02/2017
PIRAEUS SECURITIES S.A.	02/02/2013
MLS MULTIMEDIA SA (CR)	Main Market
HELLENIC-AMERICAN SECURITIES S.A.	07/12/2015
MOTOR OIL (CR)	Main Market
HELLENIC-AMERICAN SECURITIES S.A.	01/09/2014
NATIONAL SECURITIES S.A.	17/02/2014
PIRAEUS SECURITIES S.A.	04/05/2015
MYTILINEOS HOLDINGS (CR)	Main Market
EUROBANK EQUITIES INVESTMENT FIRM S.A.	20/09/2017
NATIONAL SECURITIES S.A.	25/06/2013
PIRAEUS SECURITIES S.A.	04/05/2015
NATIONAL BANK (CR)	Main Market
ALPHA FINANCE INVESTMENT SERVICES S.A.	08/01/2013
EUROBANK EQUITIES INVESTMENT FIRM S.A.	24/10/2012
HELLENIC-AMERICAN SECURITIES S.A.	25/07/2014
LEON DEPOLAS SECURITIES S.A.	20/04/2015
MERIT SECURITIES S.A.	03/09/2013
NATIONAL SECURITIES S.A.	28/02/2013
PIRAEUS SECURITIES S.A.	08/09/2013
OPAP (CR)	Main Market
ALPHA FINANCE INVESTMENT SERVICES S.A.	08/01/2013
EUROBANK EQUITIES INVESTMENT FIRM S.A.	24/10/2012
HELLENIC-AMERICAN SECURITIES S.A.	25/07/2014
MERIT SECURITIES S.A.	20/03/2017
NATIONAL SECURITIES S.A.	15/01/2013
PIRAEUS SECURITIES S.A.	04/05/2015

List of Stocks under Market Making operations

Securities	Market Maker	Start Market Making	Stock Category
OTE (CR)			Main Market
	ALPHA FINANCE INVESTMENT SERVICES S.A.	08/01/2013	
	EUROBANK EQUITIES INVESTMENT FIRM S.A	24/10/2012	
	HELLENIC-AMERICAN SECURITIES S.A.	25/07/2014	
	MERIT SECURITIES S.A	20/03/2017	
	NATIONAL SECURITIES S.A	01/12/2012	
	PIRAEUS SECURITIES S.A.	08/09/2013	
PAPOUTSANIS (CR)			Main Market
	BETA SECURITIES S.A.	25/11/2013	
PETROPOULOS PETROS (CR)			Main Market
	BETA SECURITIES S.A.	28/05/2013	
PIRAEUS BANK (CR)			Main Market
	EUROBANK EQUITIES INVESTMENT FIRM S.A	23/10/2012	
	EUROXX SECURITIES S.A.	15/02/2016	
	MERIT SECURITIES S.A	16/09/2013	
	NATIONAL SECURITIES S.A	02/06/2013	
	PIRAEUS SECURITIES S.A.	16/02/2013	
PLAISIO COMPUTERS SA (CR)			Main Market
	BETA SECURITIES S.A.	05/05/2014	
	EUROBANK EQUITIES INVESTMENT FIRM S.A	02/03/2015	
PPC (CR)			Main Market
	ALPHA FINANCE INVESTMENT SERVICES S.A.	08/01/2013	
	ALPHA FINANCE INVESTMENT SERVICES S.A.	23/07/2018	
	EUROBANK EQUITIES INVESTMENT FIRM S.A	23/10/2012	
	HELLENIC-AMERICAN SECURITIES S.A.	28/12/2017	
	MERIT SECURITIES S.A	06/11/2017	
	NATIONAL SECURITIES S.A	26/03/2013	
	PIRAEUS SECURITIES S.A.	28/09/2013	
QUALITY & RELIABILITY SA (CR)			Main Market
	BETA SECURITIES S.A.	20/08/2014	
QUEST HOLDINGS (CR)			Main Market
	BETA SECURITIES S.A.	26/03/2018	
S.KANAKIS SA (CR)			Main Market
	BETA SECURITIES S.A.	01/10/2013	
THRACE PLASTICS SA (CR)			Main Market
	ALPHA FINANCE INVESTMENT SERVICES S.A.	26/03/2018	
	EUROBANK EQUITIES INVESTMENT FIRM S.A	26/03/2018	
TITAN CEMENT (CR)			Main Market
	NATIONAL SECURITIES S.A	17/02/2014	
	PIRAEUS SECURITIES S.A.	04/05/2015	
VIOHALCO SA/IV (CB)			Main Market
	ALPHA FINANCE INVESTMENT SERVICES S.A.	17/02/2014	
	EUROBANK EQUITIES INVESTMENT FIRM S.A	01/01/2017	
	MERIT SECURITIES S.A	17/03/2014	

Underlying Asset				Derivatives Market													
Price max	Price min	Closing price	change	Delivery Month	Open price	Price max	Price min	Last price	Closing price	Last Bid	Last Ask	Fixing price*	Life high	Life low	Trades	Volume	Open Interest
FTSE/Athex Large Cap																	
1,708.02	1,694.24	1,705.64	0.61%	December 2018	1,703.00	1,710.00	1,695.25	1,704.00	1,704.00	---	---	1,710.25	1,741.00	---	159	812	5,173
				January 2019	1,705.00	1,711.00	1,695.00	1,707.00	1,707.00	---	---	1,711.25	---	1,755.00	66	132	790
				February 2019	---	---	---	---	1,701.50	---	---	---	---	---	---	---	---
				March 2019	---	---	---	---	1,704.00	---	---	---	---	---	---	---	---
				June 2019	---	---	---	---	1,713.25	---	---	---	---	---	---	---	---
				September 2019	---	---	---	---	1,721.75	---	---	---	---	---	---	---	---

(Trade Unit: 1 Index Point x 2E, Cash Settlement)

Derivatives notes

Fixing prices and final open positions can be retrieved from the following path <http://www.helex.gr/el/web/guest/statistics-end-of-day-derivatives>

Underlying Asset				Derivatives Market														
Price max	Price min	Closing price	change	Delivery Month	Open price	Price max	Price min	Last price	Closing price	Last Bid	Last Ask	Fixing price*	Life high	Life low	Trades	Volume	Open Interest	
ADMIE (IPTO) HOLDING S.A. (CR)				(Contract Size: 100 Securities, Physical Delivery)														
1.622	1.604	1.62	0.37%	December 2018	1.62	1.63	1.61	1.62	1.62	---	---	1.63	1.74	---	79	3,301	5,892	
				March 2019	1.62	1.65	1.62	1.63	1.63	---	---	1.63	---	1.67	---	68	3,289	4,227
				June 2019	---	---	---	---	1.63	---	---	---	---	---	---	---	---	
				September 2019	---	---	---	---	1.64	---	---	---	---	---	---	---	---	
ALPHA BANK (CR)				(Contract Size: 100 Securities, Physical Delivery)														
1.254	1.22	1.246	1.30%	December 2018	1.23	1.25	1.22	1.25	1.25	---	---	1.24	1.70	---	82	1,055	21,863	
				March 2019	1.23	1.26	1.23	1.25	1.25	---	---	1.25	---	1.44	---	42	750	2,578
				June 2019	---	---	---	---	1.24	---	---	---	---	---	---	---	---	
				September 2019	---	---	---	---	1.25	---	---	---	---	---	---	---	---	
ATTICA BANK S.A. (CR)				(Contract Size: 100 Securities, Physical Delivery)														
0.125	0.1226	0.123	-0.65%	December 2018	---	---	---	---	0.124	---	---	0.121	0.176	---	---	---	339	
				March 2019	---	---	---	---	0.124	---	---	---	---	---	---	---	---	
				June 2019	---	---	---	---	0.125	---	---	---	---	---	---	---	---	
				September 2019	---	---	---	---	0.126	---	---	---	---	---	---	---	---	
CC HBC AG (CR)				(Contract Size: 100 Securities, Physical Delivery)														
27.75	27.22	27.6	1.21%	December 2018	27.50	27.70	27.20	27.70	27.70	---	---	27.50	29.55	---	18	33	237	
				March 2019	27.41	27.59	27.41	27.45	27.45	---	---	27.59	---	27.59	---	3	3	6
				June 2019	---	---	---	---	27.56	---	---	---	---	---	---	---	---	
				September 2019	---	---	---	---	27.70	---	---	---	---	---	---	---	---	
CENERGY HOLDINGS (CB)				(Contract Size: 100 Securities, Physical Delivery)														
1.282	1.232	1.282	1.91%	December 2018	1.26	1.27	1.24	1.27	1.27	---	---	1.27	1.29	---	24	517	2,046	
				March 2019	1.26	1.28	1.26	1.28	1.28	---	---	1.28	---	1.28	---	23	593	2,333
				June 2019	---	---	---	---	1.27	---	---	---	---	---	---	---	---	
				September 2019	---	---	---	---	1.28	---	---	---	---	---	---	---	---	
ELLAKTOR (CR)				(Contract Size: 100 Securities, Physical Delivery)														
1.494	1.466	1.492	1.36%	December 2018	1.48	1.50	1.47	1.50	1.50	---	---	1.48	1.79	---	49	841	3,781	
				March 2019	1.50	1.51	1.48	1.50	1.50	---	---	1.49	---	1.51	---	16	532	1,007
				June 2019	---	---	---	---	1.49	---	---	---	---	---	---	---	---	
				September 2019	---	---	---	---	1.50	---	---	---	---	---	---	---	---	
EUROBANK ERGASIAS (CR)				(Contract Size: 100 Securities, Physical Delivery)														
0.524	0.516	0.5165	0.10%	December 2018	0.518	0.524	0.510	0.514	0.514	---	---	0.516	0.716	---	75	1,616	56,493	
				March 2019	0.523	0.524	0.512	0.512	0.512	---	---	0.515	---	0.596	---	25	1,190	13,629
				June 2019	---	---	---	---	0.521	---	---	---	---	---	---	---	---	
				September 2019	---	---	---	---	0.524	---	---	---	---	---	---	---	---	

Derivatives notes

Fixing prices and final open positions can be retrieved from the following path <http://www.helex.gr/el/web/guest/statistics-end-of-day-derivatives>

Underlying Asset				Derivatives Market														
Price max	Price min	Closing price	change	Delivery Month	Open price	Price max	Price min	Last price	Closing price	Last Bid	Last Ask	Fixing price*	Life high	Life low	Trades	Volume	Open Interest	
EYDAP S.A. (CR)				(Contract Size: 100 Securities, Physical Delivery)														
5.21	5.09	5.19	0.39%	December 2018	5.17	5.18	5.17	5.18	5.18	---	---	5.20	---	5.53	---	3	17	647
				March 2019	5.22	5.22	5.17	5.17	5.17	---	---	5.24	---	5.22	---	3	18	19
				June 2019	---	---	---	---	5.22	---	---	---	---	---	---	---	---	---
				September 2019	---	---	---	---	5.25	---	---	---	---	---	---	---	---	---
FOURLIS (CR)				(Contract Size: 100 Securities, Physical Delivery)														
4.585	4.5	4.53	-1.52%	December 2018	4.55	4.55	4.53	4.53	4.53	---	---	4.48	---	5.77	---	4	4	172
				March 2019	4.57	4.57	4.57	4.57	4.57	---	---	4.50	---	4.57	---	1	1	1
				June 2019	---	---	---	---	4.65	---	---	4.52	---	4.55	---	---	---	1
				September 2019	---	---	---	---	4.67	---	---	---	---	---	---	---	---	---
GEK TERNA (CR)				(Contract Size: 100 Securities, Physical Delivery)														
4.48	4.35	4.41	-2.00%	December 2018	4.48	4.48	4.33	4.40	4.40	---	---	4.44	---	5.30	---	19	2,366	2,633
				March 2019	4.50	4.50	4.37	4.37	4.37	---	---	4.43	---	4.66	---	25	2,382	2,459
				June 2019	---	---	---	---	4.55	---	---	---	---	---	---	---	---	---
				September 2019	---	---	---	---	4.57	---	---	---	---	---	---	---	---	---
GRIVALIA PROPERTIES (CR)				(Contract Size: 100 Securities, Physical Delivery)														
8.66	8.45	8.48	-1.28%	December 2018	8.50	8.50	8.43	8.43	8.43	---	---	8.39	---	9.39	---	2	2	208
				March 2019	---	---	---	---	8.63	---	---	8.45	---	9.30	---	---	---	1
				June 2019	---	---	---	---	8.68	---	---	---	---	---	---	---	---	---
				September 2019	---	---	---	---	8.72	---	---	---	---	---	---	---	---	---
HELLENIC EXCHANGES-A.S.E. (CR)				(Contract Size: 100 Securities, Physical Delivery)														
4.005	3.93	3.96	-1.12%	December 2018	3.97	4.01	3.97	4.01	4.01	---	---	3.93	---	4.52	---	7	12	612
				March 2019	4.05	4.05	4.05	4.05	4.05	---	---	3.97	---	4.10	---	1	2	29
				June 2019	---	---	---	---	4.05	---	---	---	---	---	---	---	---	---
				September 2019	---	---	---	---	4.07	---	---	---	---	---	---	---	---	---
HELLENIC PETROLEUM (CR)				(Contract Size: 100 Securities, Physical Delivery)														
7.67	7.54	7.57	-1.05%	December 2018	7.60	7.62	7.58	7.61	7.61	---	---	7.54	---	7.87	---	12	62	2,244
				March 2019	7.67	7.68	7.59	7.62	7.62	---	---	7.58	---	7.90	---	8	67	446
				June 2019	---	---	---	---	7.73	---	---	---	---	---	---	---	---	---
				September 2019	---	---	---	---	7.77	---	---	---	---	---	---	---	---	---
INTRACOM HOLDINGS (CR)				(Contract Size: 57 Securities, Physical Delivery)														
0.728	0.694	0.72	0.00%	December 2018	0.718	0.718	0.718	0.718	0.718	---	---	0.811	---	1.17	---	1	10	4,410
				March 2019	0.707	0.717	0.707	0.717	0.717	---	---	0.712	---	0.760	---	2	33	393
				June 2019	---	---	---	---	0.728	---	---	---	---	---	---	---	---	---
				September 2019	---	---	---	---	0.731	---	---	---	---	---	---	---	---	---

Derivatives notes

Fixing prices and final open positions can be retrieved from the following path <http://www.helex.gr/el/web/guest/statistics-end-of-day-derivatives>

Underlying Asset				Derivatives Market													
Price max	Price min	Closing price	change	Delivery Month	Open price	Price max	Price min	Last price	Closing price	Last Bid	Last Ask	Fixing price*	Life high	Life low	Trades	Volume	Open Interest
INTRALOT (CR) (Contract Size: 100 Securities, Physical Delivery)																	
0.5	0.451	0.49	-3.35%	December 2018	0.500	0.500	0.448	0.490	0.490	---	---	0.486	0.740	---	61	381	3,566
				March 2019	0.509	0.509	0.458	0.486	0.486	---	---	0.489	0.522	---	33	172	159
				June 2019	---	---	---	---	0.512	---	---	---	---	---	---	---	---
				September 2019	---	---	---	---	0.515	---	---	---	---	---	---	---	---
JUMBO SA (CR) (Contract Size: 100 Securities, Physical Delivery)																	
13.9	13.58	13.76	0.29%	December 2018	13.60	13.78	13.60	13.76	13.76	---	---	13.71	13.78	---	22	33	965
				March 2019	13.63	13.79	13.58	13.74	13.74	---	---	13.68	13.79	---	15	32	44
				June 2019	---	---	---	---	13.87	---	---	---	---	---	---	---	---
				September 2019	---	---	---	---	13.93	---	---	---	---	---	---	---	---
LAMDA DEVELOPMENT SA (CR) (Contract Size: 100 Securities, Physical Delivery)																	
6.09	5.8	5.9	-2.48%	December 2018	6.05	6.05	5.77	5.93	5.93	---	---	5.93	6.95	---	21	84	1,774
				March 2019	6.11	6.11	5.85	5.95	5.95	---	---	5.96	6.24	---	13	54	102
				June 2019	---	---	---	---	6.11	---	---	---	---	---	---	---	---
				September 2019	---	---	---	---	6.14	---	---	---	---	---	---	---	---
MARFIN INVESTMENT GROUP (CR) (Contract Size: 100 Securities, Physical Delivery)																	
0.0753	0.0732	0.075	2.74%	December 2018	0.073	0.075	0.072	0.075	0.075	---	---	0.076	0.101	---	19	625	48,690
				March 2019	0.074	0.075	0.074	0.075	0.075	---	---	0.077	0.092	---	10	365	4,002
				June 2019	---	---	---	---	0.074	---	---	---	---	---	---	---	---
				September 2019	---	---	---	---	0.074	---	---	---	---	---	---	---	---
MOTOR OIL (CR) (Contract Size: 100 Securities, Physical Delivery)																	
21.6	20.85	21.5	1.66%	December 2018	21.30	21.48	21.08	21.48	21.48	---	---	21.51	23.35	---	28	82	271
				March 2019	21.10	21.40	21.10	21.38	21.38	---	---	21.44	22.05	---	20	44	68
				June 2019	---	---	---	---	21.37	---	---	---	---	---	---	---	---
				September 2019	---	---	---	---	21.48	---	---	---	---	---	---	---	---
MYTILINEOS HOLDINGS (CR) (Contract Size: 100 Securities, Physical Delivery)																	
8.12	7.88	7.99	1.14%	December 2018	7.97	8.12	7.90	7.98	7.98	---	---	8.05	9.05	---	63	226	7,772
				March 2019	7.97	8.14	7.94	8.03	8.03	---	---	8.09	8.75	---	46	184	637
				June 2019	---	---	---	---	7.98	---	---	7.72	7.24	---	---	---	30
				September 2019	---	---	---	---	8.02	---	---	---	---	---	---	---	---
NATIONAL BANK (CR) (Contract Size: 10 Securities, Physical Delivery)																	
1.194	1.161	1.175	1.21%	December 2018	1.16	1.19	1.16	1.17	1.17	---	---	1.17	2.30	---	105	10,221	187,494
				March 2019	1.17	1.20	1.17	1.18	1.18	---	---	1.18	1.23	---	60	1,035	12,200
				June 2019	---	---	---	---	1.17	---	---	---	---	---	---	---	---
				September 2019	---	---	---	---	1.18	---	---	---	---	---	---	---	---

Derivatives notes

Fixing prices and final open positions can be retrieved from the following path <http://www.helex.gr/el/web/guest/statistics-end-of-day-derivatives>

Underlying Asset				Derivatives Market														
Price max	Price min	Closing price	change	Delivery Month	Open price	Price max	Price min	Last price	Closing price	Last Bid	Last Ask	Fixing price*	Life high	Life low	Trades	Volume	Open Interest	
OPAP (CR)				(Contract Size: 100 Securities, Physical Delivery)														
8.635	8.395	8.58	0.35%	December 2018	8.55	8.60	8.42	8.56	8.56	---	---	8.56	---	9.67	---	21	176	2,164
				March 2019	8.53	8.65	8.48	8.58	8.58	---	---	8.60	---	9.16	---	23	150	704
				June 2019	---	---	---	---	8.64	---	---	---	---	---	---	---	---	---
				September 2019	---	---	---	---	8.68	---	---	---	---	---	---	---	---	---
OTE (CR)				(Contract Size: 100 Securities, Physical Delivery)														
10.95	10.81	10.87	0.55%	December 2018	10.89	10.95	10.84	10.88	10.88	---	---	10.85	---	11.06	---	39	219	2,037
				March 2019	10.92	10.98	10.90	10.92	10.92	---	---	10.88	---	10.99	---	18	48	99
				June 2019	---	---	---	---	10.92	---	---	---	---	---	---	---	---	---
				September 2019	---	---	---	---	10.98	---	---	---	---	---	---	---	---	---
P.P.A. S.A. (CR)				(Contract Size: 100 Securities, Physical Delivery)														
15.76	15.48	15.76	0.77%	December 2018	15.65	15.65	15.65	15.65	15.65	---	---	15.86	---	16.84	---	1	7	253
				March 2019	15.80	15.80	15.80	15.80	15.80	---	---	16.01	---	16.48	---	1	7	258
				June 2019	---	---	---	---	15.81	---	---	---	---	---	---	---	---	---
				September 2019	---	---	---	---	15.89	---	---	---	---	---	---	---	---	---
PIRAEUS BANK (CR)				(Contract Size: 100 Securities, Physical Delivery)														
0.95	0.915	0.92	-2.13%	December 2018	0.935	0.944	0.918	0.922	0.922	---	---	0.921	---	2.47	---	92	1,559	19,247
				March 2019	0.948	0.950	0.919	0.919	0.919	---	---	0.922	---	1.25	---	79	698	1,931
				June 2019	---	---	---	---	0.950	---	---	---	---	---	---	---	---	---
				September 2019	---	---	---	---	0.955	---	---	---	---	---	---	---	---	---
PPC (CR)				(Contract Size: 100 Securities, Physical Delivery)														
1.487	1.426	1.48	2.78%	December 2018	1.48	1.49	1.43	1.49	1.49	---	---	1.48	---	1.75	---	129	1,355	8,476
				March 2019	1.45	1.50	1.45	1.50	1.50	---	---	1.49	---	1.50	---	59	880	1,926
				June 2019	---	---	---	---	1.46	---	---	---	---	---	---	---	---	---
				September 2019	---	---	---	---	1.46	---	---	---	---	---	---	---	---	---
TERNA ENERGY (CR)				(Contract Size: 100 Securities, Physical Delivery)														
6.03	5.95	6	0.00%	December 2018	6.06	6.06	5.96	5.98	5.98	---	---	6.02	---	6.52	---	19	967	4,847
				March 2019	6.00	6.03	6.00	6.02	6.02	---	---	6.06	---	6.26	---	5	899	3,080
				June 2019	---	---	---	---	6.06	---	---	---	---	---	---	---	---	---
				September 2019	---	---	---	---	6.09	---	---	---	---	---	---	---	---	---
TITAN CEMENT (CR)				(Contract Size: 100 Securities, Physical Delivery)														
19.82	19.46	19.7	0.30%	December 2018	19.44	19.62	19.44	19.62	19.62	---	---	19.73	---	22.26	---	3	11	221
				March 2019	19.60	19.79	19.57	19.79	19.79	---	---	19.86	---	19.85	---	3	7	25
				June 2019	---	---	---	---	19.85	---	---	---	---	---	---	---	---	---
				September 2019	---	---	---	---	19.95	---	---	---	---	---	---	---	---	---

Derivatives notes

Fixing prices and final open positions can be retrieved from the following path <http://www.helex.gr/el/web/guest/statistics-end-of-day-derivatives>

Underlying Asset				Derivatives Market														
Price max	Price min	Closing price	change	Delivery Month	Open price	Price max	Price min	Last price	Closing price	Last Bid	Last Ask	Fixing price*	Life high	Life low	Trades	Volume	Open Interest	
VIOHALCO SA/NV (CB)				(Contract Size: 100 Securities, Physical Delivery)														
2.74	2.66	2.69	-0.92%	December 2018	2.72	2.73	2.70	2.70	2.70	---	---	2.71	3.17	---	19	83	5,120	
				March 2019	2.74	2.76	2.71	2.71	2.71	---	---	2.71	---	2.80	---	16	119	262
				June 2019	---	---	---	---	2.74	---	---	---	---	---	---	---	---	
				September 2019	---	---	---	---	2.76	---	---	---	---	---	---	---	---	

Derivatives notes

Fixing prices and final open positions can be retrieved from the following path <http://www.helex.gr/el/web/guest/statistics-end-of-day-derivatives>

FTSE/Athex Large Cap

(Trade Unit: 1 Index Point x 2€ - Exercise Style: European, Cash Settlement)

Exercise Price	Call Options														Put Options																			
	December 2018							January 2019							Other Months		December 2018							January 2019							Other Months		Exercise Price	
	Open price	Price max	Price min	Last price	Closing price	Volume	Open Interest	Open price	Price max	Price min	Last price	Closing price	Volume	Open Interest	Volume	Open Interest	Open price	Price max	Price min	Last price	Closing price	Volume	Open Interest	Open price	Price max	Price min	Last price	Closing price	Volume	Open Interest	Volume	Open Interest		
1,425	0.00	0.00	0.00	-	275.00	-	-	0.00	0.00	0.00	-	276.00	-	-			0.00	0.00	0.00	-	0.03	-	-	0.00	0.00	0.00	-	0.01	-	-				1,425
1,450	0.00	0.00	0.00	-	250.00	-	-	0.00	0.00	0.00	-	251.00	-	-			0.00	0.00	0.00	-	0.10	-	-	0.00	0.00	0.00	-	0.02	-	-			1,450	
1,475	0.00	0.00	0.00	-	225.00	-	-	0.00	0.00	0.00	-	226.00	-	-			0.00	0.00	0.00	-	0.32	-	-	0.00	0.00	0.00	-	0.06	-	-			1,475	
1,500	0.00	0.00	0.00	-	200.00	-	-	0.00	0.00	0.00	-	202.00	-	-			0.00	0.00	0.00	-	0.01	-	1	0.00	0.00	0.00	-	0.18	-	-			1,500	
1,525	0.00	0.00	0.00	-	175.00	-	20	0.00	0.00	0.00	-	177.00	-	-			0.00	0.00	0.00	-	0.01	-	17	0.00	0.00	0.00	-	0.47	-	26			1,525	
1,550	0.00	0.00	0.00	-	150.00	-	21	0.00	0.00	0.00	-	153.00	-	-			0.00	0.00	0.00	-	0.01	-	50	0.00	0.00	0.00	-	1.10	-	41			1,550	
1,575	125.00	125.00	125.00	125.00	125.00	1	38	0.00	0.00	0.00	-	129.00	-	20			0.00	125.00	0.00	-	0.02	-	89	0.00	0.00	0.00	-	2.40	-	82			1,575	
1,600	0.00	0.00	0.00	-	100.00	-	49	0.00	0.00	0.00	-	106.00	-	66			0.00	0.00	0.00	-	0.13	-	84	0.00	0.00	0.00	-	4.70	-	20			1,600	
1,625	0.00	0.00	0.00	-	75.50	-	70	0.00	0.00	0.00	-	85.00	-	88			0.00	0.00	0.00	-	0.69	-	134	0.00	0.00	0.00	-	8.50	-	20			1,625	
1,650	0.00	0.00	0.00	-	52.50	-	143	0.00	0.00	0.00	-	66.00	-	148			0.00	0.00	0.00	-	2.60	-	195	0.00	0.00	0.00	-	14.25	-	218			1,650	
1,675	34.00	37.00	34.00	37.00	37.00	4	65	0.00	0.00	0.00	-	49.50	-	3			0.00	37.00	0.00	-	7.60	-	197	23.00	23.00	23.00	23.00	23.00	5	165			1,675	
1,700	0.00	0.00	0.00	-	17.50	-	45	0.00	0.00	0.00	-	35.50	-	61			15.00	0.00	15.00	15.50	15.50	11	117	0.00	0.00	0.00	-	33.75	-	120			1,700	
1,725	10.00	11.00	10.00	11.00	11.00	23	141	23.00	24.00	23.00	24.00	24.00	5	106			0.00	11.00	0.00	-	32.75	-	42	0.00	0.00	0.00	-	47.75	-	-			1,725	
1,750	0.00	0.00	0.00	-	2.90	-	15	0.00	0.00	0.00	-	16.25	-	20			0.00	0.00	0.00	-	53.00	-	-	0.00	0.00	0.00	-	64.50	-	2			1,750	
1,775	0.00	0.00	0.00	-	0.87	-	-	0.00	0.00	0.00	-	10.25	-	-			0.00	0.00	0.00	-	76.00	-	-	0.00	0.00	0.00	-	83.50	-	-			1,775	
1,800	0.00	0.00	0.00	-	0.21	-	-	0.00	0.00	0.00	-	6.20	-	20			0.00	0.00	0.00	-	100.00	-	-	0.00	0.00	0.00	-	104.00	-	20			1,800	
1,825	0.00	0.00	0.00	-	0.04	-	-	0.00	0.00	0.00	-	3.60	-	-			0.00	0.00	0.00	-	125.00	-	-	0.00	0.00	0.00	-	127.00	-	-			1,825	
1,850	0.00	0.00	0.00	-	0.01	-	-	0.00	0.00	0.00	-	2.00	-	-			0.00	0.00	0.00	-	150.00	-	-	0.00	0.00	0.00	-	150.00	-	-			1,850	
1,875	0.00	0.00	0.00	-	0.02	-	-	-	-	-	-	-	-	-			0.00	0.00	0.00	-	175.00	-	-	-	-	-	-	-	-	-	-			1,875
1,900	0.00	0.00	0.00	-	0.01	-	-	-	-	-	-	-	-	-			0.00	0.00	0.00	-	200.00	-	-	-	-	-	-	-	-	-	-			1,900
1,925	0.00	0.00	0.00	-	0.01	-	-	-	-	-	-	-	-	-			0.00	0.00	0.00	-	225.00	-	-	-	-	-	-	-	-	-	-			1,925
1,950	0.00	0.00	0.00	-	0.01	-	-	-	-	-	-	-	-	-			0.00	0.00	0.00	-	250.00	-	-	-	-	-	-	-	-	-	-			1,950
1,975	0.00	0.00	0.00	-	0.01	-	-	-	-	-	-	-	-	-			0.00	0.00	0.00	-	275.00	-	-	-	-	-	-	-	-	-	-			1,975
2,000	0.00	0.00	0.00	-	0.01	-	-	-	-	-	-	-	-	-			0.00	0.00	0.00	-	300.00	-	-	-	-	-	-	-	-	-	-			2,000
2,050	0.00	0.00	0.00	-	0.01	-	-	-	-	-	-	-	-	-			0.00	0.00	0.00	-	350.00	-	-	-	-	-	-	-	-	-	-			2,050
2,100	0.00	0.00	0.00	-	0.01	-	-	-	-	-	-	-	-	-			0.00	0.00	0.00	-	400.00	-	-	-	-	-	-	-	-	-	-			2,100
2,150	0.00	0.00	0.00	-	0.01	-	-	-	-	-	-	-	-	-			0.00	0.00	0.00	-	450.00	-	-	-	-	-	-	-	-	-	-			2,150
2,200	0.00	0.00	0.00	-	0.01	-	-	-	-	-	-	-	-	-			0.00	0.00	0.00	-	500.00	-	-	-	-	-	-	-	-	-	-			2,200
2,250	0.00	0.00	0.00	-	0.01	-	-	-	-	-	-	-	-	-			0.00	0.00	0.00	-	550.00	-	-	-	-	-	-	-	-	-	-			2,250
2,300	0.00	0.00	0.00	-	0.01	-	-	-	-	-	-	-	-	-			0.00	0.00	0.00	-	600.00	-	-	-	-	-	-	-	-	-	-			2,300
2,350	0.00	0.00	0.00	-	0.01	-	-	-	-	-	-	-	-	-			0.00	0.00	0.00	-	650.00	-	-	-	-	-	-	-	-	-	-			2,350
2,400	0.00	0.00	0.00	-	0.01	-	-	-	-	-	-	-	-	-			0.00	0.00	0.00	-	700.00	-	-	-	-	-	-	-	-	-	-			2,400
2,450	0.00	0.00	0.00	-	0.01	-	-	-	-	-	-	-	-	-			0.00	0.00	0.00	-	750.00	-	-	-	-	-	-	-	-	-	-			2,450
2,500	0.00	0.00	0.00	-	0.02	-	-	-	-	-	-	-	-	-			0.00	0.00	0.00	-	800.00	-	-	-	-	-	-	-	-	-	-			2,500
Totals:						28	607						5	532	0	0							11	926						5	714	0	0	
Number of Trades:						6							2		0								2						1		0			

ALPHA BANK (CR)

(Contract Size: 100 Securities, Exercise Style: American, Physical Delivery)

Call Options														Put Options																		
December 2018							January 2019							Other Months		December 2018							January 2019							Other Months		Exercise Price
Open price	Price max	Price min	Last price	Closing price	Volume	Open Interest	Open price	Price max	Price min	Last price	Closing price	Volume	Open Interest	Volume	Open Interest	Open price	Price max	Price min	Last price	Closing price	Volume	Open Interest	Open price	Price max	Price min	Last price	Closing price	Volume	Open Interest	Volume	Open Interest	
0.800	0.000	0.000	0.000	0.430	-	-	0.000	0.000	0.000	0.000	0.432	-	-			0.000	0.000	0.000	0.001	-	-	0.000	0.000	0.000	0.000	0.001	-	-			0.008	
0.850	0.000	0.000	0.000	0.380	-	-	0.000	0.000	0.000	0.000	0.382	-	-			0.000	0.000	0.000	0.002	-	-	0.000	0.000	0.000	0.000	0.001	-	-			0.009	
0.900	0.000	0.000	0.000	0.331	-	-	0.000	0.000	0.000	0.000	0.333	-	-			0.000	0.000	0.000	0.001	-	-	0.000	0.000	0.000	0.000	0.001	-	-			0.009	
0.950	0.000	0.000	0.000	0.282	-	-	0.000	0.000	0.000	0.000	0.286	-	-			0.000	0.000	0.000	0.001	-	-	0.000	0.000	0.000	0.000	0.004	-	-			0.010	
1.000	0.000	0.000	0.000	0.234	-	10	0.000	0.000	0.000	0.000	0.240	-	-			0.000	0.000	0.000	0.003	-	-	0.000	0.000	0.000	0.000	0.008	-	-			0.010	
1.100	0.000	0.000	0.000	0.147	-	10	0.000	0.000	0.000	0.000	0.158	-	50			0.000	0.000	0.000	0.016	-	-	0.000	0.000	0.000	0.000	0.026	-	-			0.011	
1.200	0.000	0.000	0.000	0.080	-	20	0.000	0.000	0.000	0.000	0.095	-	-			0.000	0.000	0.000	0.049	-	-	0.000	0.000	0.000	0.000	0.062	-	-			0.012	
1.300	0.000	0.000	0.000	0.037	-	30	0.000	0.000	0.000	0.000	0.051	-	-			0.000	0.000	0.000	0.106	-	-	0.000	0.000	0.000	0.000	0.119	-	-			0.013	
1.400	0.000	0.000	0.000	0.015	-	-	0.000	0.000	0.000	0.000	0.025	-	-			0.000	0.000	0.000	0.184	-	-	0.000	0.000	0.000	0.000	0.192	-	-			0.014	
1.500	0.000	0.000	0.000	0.005	-	-	0.000	0.000	0.000	0.000	0.011	-	-			0.000	0.000	0.000	0.274	-	-	0.000	0.000	0.000	0.000	0.279	-	-			0.015	
1.600	0.000	0.000	0.000	0.001	-	-	0.000	0.000	0.000	0.000	0.005	-	-			0.000	0.000	0.000	0.371	-	-	0.000	0.000	0.000	0.000	0.373	-	-			0.016	
1.700	0.000	0.000	0.000	0.001	-	-	0.000	0.000	0.000	0.000	0.002	-	-			0.000	0.000	0.000	0.470	-	-	0.000	0.000	0.000	0.000	0.470	-	-			0.017	
1.800	0.000	0.000	0.000	0.001	-	-	0.000	0.000	0.000	0.000	0.001	-	-			0.000	0.000	0.000	0.570	-	-	0.000	0.000	0.000	0.000	0.570	-	-			0.018	
1.900	0.000	0.000	0.000	0.001	-	-	0.000	0.000	0.000	0.000	0.001	-	-			0.000	0.000	0.000	0.670	-	-	0.000	0.000	0.000	0.000	0.670	-	-			0.019	
2.000	0.000	0.000	0.000	0.001	-	-						-	-			0.000	0.000	0.000	0.770	-	-						-	-			0.020	
2.200	0.000	0.000	0.000	0.001	-	-						-	-			0.000	0.000	0.000	0.970	-	-						-	-			0.022	
2.400	0.000	0.000	0.000	0.001	-	-						-	-			0.000	0.000	0.000	1.17	-	-						-	-			0.024	
2.600	0.000	0.000	0.000	0.001	-	-						-	-			0.000	0.000	0.000	1.37	-	-						-	-			0.026	
2.800	0.000	0.000	0.000	0.001	-	-						-	-			0.000	0.000	0.000	1.57	-	-						-	-			0.028	
3.000	0.000	0.000	0.000	0.001	-	-						-	-			0.000	0.000	0.000	1.77	-	-						-	-			0.030	
3.200	0.000	0.000	0.000	0.001	-	-						-	-			0.000	0.000	0.000	1.97	-	-						-	-			0.032	
Totals:						0	70							0	50	0	0							0	0	0	0					
Number of Trades:						0							0							0.00							0	0				

NATIONAL BANK (CR)

(Contract Size: 100 Securities, Exercise Style: American, Physical Delivery)

Exercise Price	Call Options														Volume	Open Interest	Put Options														Volume	Open Interest	Exercise Price				
	December 2018							January 2019									Other Months		December 2018							January 2019								Other Months			
	Open price	Price max	Price min	Last price	Closing price	Volume	Open Interest	Open price	Price max	Price min	Last price	Closing price	Volume	Open Interest			Open price	Price max	Price min	Last price	Closing price	Volume	Open Interest	Open price	Price max	Price min	Last price	Closing price	Volume	Open Interest				Volume	Open Interest		
0.050	0.000	0.000	0.000	1.11	-	-																											0.001				
0.100	0.000	0.000	0.000	1.06	-	-																											0.001				
0.150	0.000	0.000	0.000	1.01	-	-																											0.002				
0.200	0.000	0.000	0.000	0.960	-	-																											0.002				
0.250	0.000	0.000	0.000	0.910	-	-																											0.003				
0.300	0.000	0.000	0.000	0.860	-	-																											0.003				
0.350	0.000	0.000	0.000	0.810	-	-																											0.004				
0.400	0.000	0.000	0.000	0.760	-	-																											0.004				
0.450	0.000	0.000	0.000	0.710	-	-																											0.005				
0.500	0.000	0.000	0.000	0.660	-	-																											0.005				
0.550	0.000	0.000	0.000	0.610	-	-																											0.006				
0.600	0.000	0.000	0.000	0.560	-	-																											0.006				
0.700	0.000	0.000	0.000	0.460	-	-	0.000	0.000	0.000		0.461	-	-					0.000	0.000	0.000	0.001	-	-	0.000	0.000	0.000	0.001	-	-			0.007					
0.750	0.000	0.000	0.000	0.410	-	-	0.000	0.000	0.000		0.412	-	-					0.000	0.000	0.000	0.001	-	-	0.000	0.000	0.000	0.001	-	-			0.008					
0.800	0.000	0.000	0.000	0.360	-	-	0.000	0.000	0.000		0.362	-	-					0.000	0.000	0.000	0.004	-	-	0.000	0.000	0.000	0.001	-	-			0.008					
0.850	0.000	0.000	0.000	0.311	-	-	0.000	0.000	0.000		0.314	-	-					0.000	0.000	0.000	0.001	-	-	0.000	0.000	0.000	0.002	-	-			0.009					
0.900	0.000	0.000	0.000	0.261	-	-	0.000	0.000	0.000		0.267	-	-					0.000	0.000	0.000	0.001	-	-	0.000	0.000	0.000	0.005	-	-			0.009					
0.950	0.000	0.000	0.000	0.213	-	10	0.000	0.000	0.000		0.222	-	-					0.000	0.000	0.000	0.003	-	-	0.000	0.000	0.000	0.010	-	-			0.010					
1.000	0.000	0.000	0.000	0.168	-	-	0.000	0.000	0.000		0.181	-	100					0.000	0.000	0.000	0.007	-	-	0.000	0.000	0.000	0.018	-	-			0.010					
1.100	0.000	0.000	0.000	0.091	-	-	0.000	0.000	0.000		0.111	-	220					0.000	0.000	0.000	0.031	-	-	0.000	0.000	0.000	0.049	-	-			0.011					
1.200	0.000	0.000	0.000	0.040	-	20	0.000	0.000	0.000		0.062	-	100					0.000	0.000	0.000	0.080	-	-	0.000	0.000	0.000	0.100	-	-			0.012					
1.300	0.000	0.000	0.000	0.015	-	10	0.000	0.000	0.000		0.032	-	-					0.000	0.000	0.000	0.154	-	-	0.000	0.000	0.000	0.170	-	-			0.013					
1.400	0.000	0.000	0.000	0.004	-	-	0.000	0.000	0.000		0.015	-	-					0.000	0.000	0.000	0.244	-	-	0.000	0.000	0.000	0.252	-	-			0.014					
1.500	0.000	0.000	0.000	0.001	-	10	0.000	0.000	0.000		0.006	-	-					0.000	0.000	0.000	0.341	-	-	0.000	0.000	0.000	0.345	-	-			0.015					
1.600	0.000	0.000	0.000	0.001	-	60	0.000	0.000	0.000		0.003	-	-					0.000	0.000	0.000	0.440	-	-	0.000	0.000	0.000	0.441	-	-			0.016					
1.700	0.000	0.000	0.000	0.003	-	-	0.000	0.000	0.000		0.001	-	-					0.000	0.000	0.000	0.540	-	-	0.000	0.000	0.000	0.540	-	-			0.017					
1.800	0.000	0.000	0.000	0.001	-	-	0.000	0.000	0.000		0.001	-	-					0.000	0.000	0.000	0.640	-	-	0.000	0.000	0.000	0.640	-	-			0.018					
1.900	0.000	0.000	0.000	0.001	-	60	0.000	0.000	0.000		0.001	-	-					0.000	0.000	0.000	0.740	-	-	0.000	0.000	0.000	0.740	-	-			0.019					
2.000	0.000	0.000	0.000	0.001	-	-	0.000	0.000	0.000		0.003	-	-					0.000	0.000	0.000	0.840	-	-	0.000	0.000	0.000	0.840	-	-			0.020					
2.200	0.000	0.000	0.000	0.004	-	-															1.04	-	-									0.022					
2.400	0.000	0.000	0.000	0.001	-	-															1.24	-	-									0.024					
2.600	0.000	0.000	0.000	0.001	-	-															1.44	-	-									0.026					
2.800	0.000	0.000	0.000	0.001	-	-															1.64	-	-									0.028					
3.000	0.000	0.000	0.000	0.001	-	-															1.84	-	-									0.030					
3.200	0.000	0.000	0.000	0.001	-	-															2.04	-	-									0.032					
3.400	0.000	0.000	0.000	0.001	-	-															2.24	-	-									0.034					

NATIONAL BANK (CR)

(Contract Size: 100 Securities, Exercise Style: American, Physical Delivery)

	Call Options														Put Options																							
	December 2018						January 2019						Other Months		December 2018						January 2019						Other Months											
Exercise Price	Open price	Price max	Price min	Last price	Closing price	Volume	Open Interest	Open price	Price max	Price min	Last price	Closing price	Volume	Open Interest	Volume	Open Interest	Open price	Price max	Price min	Last price	Closing price	Volume	Open Interest	Open price	Price max	Price min	Last price	Closing price	Volume	Open Interest	Volume	Open Interest	Exercise Price					
Totals:						0	170							0	420	0	70							0	0							0	0	0	0	0	0	
Number of Trades:							0							0		0								0.00							0		0		0			

OPAP (CR)

(Contract Size: 100 Securities, Exercise Style: American, Physical Delivery)

Exercise Price	Call Options														Put Options																	
	December 2018						January 2019						Other Months		December 2018						January 2019						Other Months		Exercise Price			
	Open price	Price max	Price min	Last price	Closing price	Volume	Open Interest	Open price	Price max	Price min	Last price	Closing price	Volume	Open Interest	Volume	Open Interest	Open price	Price max	Price min	Last price	Closing price	Volume	Open Interest	Open price	Price max	Price min	Last price	Closing price		Volume	Open Interest	Volume
5.600	0.000	0.000	0.000	2.95	-	-	0.000	0.000	0.000	2.96	-	-	0.000	0.000	0.000	0.001	-	-	0.000	0.000	0.000	0.001	-	-	0.000	0.000	0.000	0.001		-	-	0.056
6.000	0.000	0.000	0.000	2.55	-	-	0.000	0.000	0.000	2.56	-	-	0.000	0.000	0.000	0.001	-	-	0.000	0.000	0.000	0.001	-	-	0.000	0.000	0.000	0.001	-	-	0.060	
6.400	0.000	0.000	0.000	2.15	-	-	0.000	0.000	0.000	2.16	-	-	0.000	0.000	0.000	0.002	-	-	0.000	0.000	0.000	0.001	-	-	0.000	0.000	0.000	0.001	-	-	0.064	
6.800	0.000	0.000	0.000	1.75	-	-	0.000	0.000	0.000	1.76	-	-	0.000	0.000	0.000	0.001	-	-	0.000	0.000	0.000	0.002	-	-	0.000	0.000	0.000	0.002	-	-	0.068	
7.200	0.000	0.000	0.000	1.35	-	-	0.000	0.000	0.000	1.37	-	-	0.000	0.000	0.000	0.002	-	-	0.000	0.000	0.000	0.004	-	-	0.000	0.000	0.000	0.004	-	-	0.072	
7.600	0.000	0.000	0.000	0.954	-	-	0.000	0.000	0.000	0.988	-	-	0.000	0.000	0.000	0.002	-	-	0.000	0.000	0.000	0.022	-	-	0.000	0.000	0.000	0.022	-	-	0.076	
8.000	0.000	0.000	0.000	0.562	-	-	0.000	0.000	0.000	0.646	-	-	0.000	0.000	0.000	0.008	-	-	0.000	0.000	0.000	0.080	-	-	0.000	0.000	0.000	0.080	-	-	0.080	
8.400	0.000	0.000	0.000	0.231	-	-	0.000	0.000	0.000	0.374	-	-	0.000	0.000	0.000	0.077	-	-	0.000	0.000	0.000	0.208	-	-	0.000	0.000	0.000	0.208	-	-	0.084	
8.800	0.000	0.000	0.000	0.053	-	-	0.000	0.000	0.000	0.188	-	-	0.000	0.000	0.000	0.299	-	-	0.000	0.000	0.000	0.422	-	-	0.000	0.000	0.000	0.422	-	-	0.088	
9.200	0.000	0.000	0.000	0.006	-	-	0.000	0.000	0.000	0.080	-	-	0.000	0.000	0.000	0.653	-	-	0.000	0.000	0.000	0.716	-	-	0.000	0.000	0.000	0.716	-	-	0.092	
9.600	0.000	0.000	0.000	0.001	-	-	0.000	0.000	0.000	0.030	-	-	0.000	0.000	0.000	1.05	-	-	0.000	0.000	0.000	1.07	-	-	0.000	0.000	0.000	1.07	-	-	0.096	
10.000	0.000	0.000	0.000	0.001	-	-	0.000	0.000	0.000	0.010	-	-	0.000	0.000	0.000	1.45	-	-	0.000	0.000	0.000	1.45	-	-	0.000	0.000	0.000	1.45	-	-	0.100	
11.000	0.000	0.000	0.000	0.001	-	-	0.000	0.000	0.000	0.001	-	-	0.000	0.000	0.000	2.45	-	-	0.000	0.000	0.000	2.45	-	-	0.000	0.000	0.000	2.45	-	-	0.110	
12.000	0.000	0.000	0.000	0.001	-	-	0.000	0.000	0.000	0.001	-	-	0.000	0.000	0.000	3.45	-	-	0.000	0.000	0.000	3.45	-	-	0.000	0.000	0.000	3.45	-	-	0.120	
13.000	0.000	0.000	0.000	0.001	-	-					-	-				4.45	-	-					-	-					-	-	0.130	
14.000	0.000	0.000	0.000	0.001	-	-					-	-				5.45	-	-					-	-					-	-	0.140	
15.000	0.000	0.000	0.000	0.001	-	-					-	-				6.45	-	-					-	-					-	-	0.150	
16.000	0.000	0.000	0.000	0.001	-	-					-	-				7.45	-	-					-	-					-	-	0.160	
Totals:						0	0				0	0	0	0			0					0	0	0	0			0	0	0	0	
Number of Trades:						0					0		0			0.00							0						0		0	

OTE (CR)

(Contract Size: 100 Securities, Exercise Style: American, Physical Delivery)

Exercise Price	Call Options														Put Options																	
	December 2018						January 2019						Other Months		December 2018						January 2019						Other Months		Exercise Price			
	Open price	Price max	Price min	Last price	Closing price	Volume	Open Interest	Open price	Price max	Price min	Last price	Closing price	Volume	Open Interest	Volume	Open Interest	Open price	Price max	Price min	Last price	Closing price	Volume	Open Interest	Open price	Price max	Price min	Last price	Closing price		Volume	Open Interest	Volume
7.600	0.000	0.000	0.000	3.21	-	-	0.000	0.000	0.000	3.23	-	-				0.000	0.000	0.000	0.001	-	-	0.000	0.000	0.000	0.001	-	-					0.076
8.000	0.000	0.000	0.000	2.81	-	-	0.000	0.000	0.000	2.83	-	-				0.000	0.000	0.000	0.001	-	-	0.000	0.000	0.000	0.001	-	-				0.080	
8.400	0.000	0.000	0.000	2.41	-	-	0.000	0.000	0.000	2.43	-	-				0.000	0.000	0.000	0.001	-	-	0.000	0.000	0.000	0.001	-	-				0.084	
8.800	0.000	0.000	0.000	2.01	-	-	0.000	0.000	0.000	2.03	-	-				0.000	0.000	0.000	0.003	-	-	0.000	0.000	0.000	0.001	-	-				0.088	
9.200	0.000	0.000	0.000	1.61	-	-	0.000	0.000	0.000	1.64	-	-				0.000	0.000	0.000	0.004	-	-	0.000	0.000	0.000	0.007	-	-				0.092	
9.600	0.000	0.000	0.000	1.22	-	-	0.000	0.000	0.000	1.25	-	-				0.000	0.000	0.000	0.001	-	-	0.000	0.000	0.000	0.025	-	-				0.096	
10.000	0.000	0.000	0.000	0.823	-	-	0.000	0.000	0.000	0.905	-	-				0.000	0.000	0.000	0.008	-	-	0.000	0.000	0.000	0.075	-	-				0.100	
11.000	0.000	0.000	0.000	0.121	-	-	0.000	0.000	0.000	0.279	-	-				0.000	0.000	0.000	0.306	-	-	0.000	0.000	0.000	0.448	-	-				0.110	
12.000	0.000	0.000	0.000	0.002	-	-	0.000	0.000	0.000	0.047	-	-				0.000	0.000	0.000	1.19	-	-	0.000	0.000	0.000	1.22	-	-				0.120	
13.000	0.000	0.000	0.000	0.001	-	-	0.000	0.000	0.000	0.004	-	-				0.000	0.000	0.000	2.19	-	-	0.000	0.000	0.000	2.19	-	-				0.130	
14.000	0.000	0.000	0.000	0.001	-	-	0.000	0.000	0.000	0.001	-	-				0.000	0.000	0.000	3.19	-	-	0.000	0.000	0.000	3.19	-	-				0.140	
15.000	0.000	0.000	0.000	0.001	-	-	0.000	0.000	0.000	0.001	-	-				0.000	0.000	0.000	4.19	-	-	0.000	0.000	0.000	4.19	-	-				0.150	
16.000	0.000	0.000	0.000	0.001	-	-	0.000	0.000	0.000	0.001	-	-				0.000	0.000	0.000	5.19	-	-	0.000	0.000	0.000	5.19	-	-				0.160	
17.000	0.000	0.000	0.000	0.001	-	-					-	-				0.000	0.000	0.000	6.19	-	-					-	-				0.170	
18.000	0.000	0.000	0.000	0.001	-	-					-	-				0.000	0.000	0.000	7.19	-	-					-	-				0.180	
Totals:					0	0					0	0	0	0					0	0						0	0	0	0			
Number of Trades:					0						0		0						0.00							0			0			

PIRAEUS BANK (CR)

(Contract Size: 100 Securities, Exercise Style: American, Physical Delivery)

Call Options																Put Options																			
December 2018							January 2019							Other Months		December 2018						January 2019						Other Months		Exercise Price					
Exercise Price	Open price	Price max	Price min	Last price	Closing price	Volume	Open Interest	Open price	Price max	Price min	Last price	Closing price	Volume	Open Interest	Volume	Open Interest	Open price	Price max	Price min	Last price	Closing price	Volume	Open Interest	Open price	Price max	Price min	Last price	Closing price	Volume		Open Interest	Volume	Open Interest		
0.600	0.000	0.000	0.000		0.340	-	-	0.000	0.000	0.000		0.341	-	-			0.000	0.000	0.000		0.001	-	-	0.000	0.000	0.000		0.001	-	-			0.006		
0.650	0.000	0.000	0.000		0.290	-	-	0.000	0.000	0.000		0.292	-	-			0.000	0.000	0.000		0.001	-	-	0.000	0.000	0.000		0.001	-	-			0.007		
0.700	0.000	0.000	0.000		0.241	-	-	0.000	0.000	0.000		0.244	-	-			0.000	0.000	0.000		0.001	-	-	0.000	0.000	0.000		0.002	-	-			0.007		
0.750	0.000	0.000	0.000		0.192	-	-	0.000	0.000	0.000		0.198	-	-			0.000	0.000	0.000		0.001	-	-	0.000	0.000	0.000		0.006	-	-			0.008		
0.800	0.000	0.000	0.000		0.145	-	-	0.000	0.000	0.000		0.156	-	10			0.000	0.000	0.000		0.005	-	-	0.000	0.000	0.000		0.014	-	-			0.008		
0.850	0.000	0.000	0.000		0.103	-	-	0.000	0.000	0.000		0.118	-	-			0.000	0.000	0.000		0.013	-	-	0.000	0.000	0.000		0.026	-	-			0.009		
0.900	0.000	0.000	0.000		0.068	-	-	0.000	0.000	0.000		0.086	-	-			0.000	0.000	0.000		0.028	-	-	0.000	0.000	0.000		0.045	-	-			0.009		
0.950	0.000	0.000	0.000		0.042	-	-	0.000	0.000	0.000		0.061	-	-			0.000	0.000	0.000		0.052	-	-	0.000	0.000	0.000		0.069	-	-			0.010		
1.000	0.000	0.000	0.000		0.024	-	50	0.000	0.000	0.000		0.042	-	200			0.000	0.000	0.000		0.083	-	-	0.000	0.000	0.000		0.100	-	-			0.010		
1.100	0.000	0.000	0.000		0.006	-	180	0.000	0.000	0.000		0.018	-	30			0.000	0.000	0.000		0.166	-	-	0.000	0.000	0.000		0.176	-	-			0.011		
1.200	0.000	0.000	0.000		0.001	-	46	0.000	0.000	0.000		0.007	-	-			0.000	0.000	0.000		0.261	-	4	0.000	0.000	0.000		0.265	-	-			0.012		
1.300	0.000	0.000	0.000		0.001	-	-	0.000	0.000	0.000		0.002	-	-			0.000	0.000	0.000		0.360	-	-	0.000	0.000	0.000		0.361	-	-			0.013		
1.400	0.000	0.000	0.000		0.001	-	-	0.000	0.000	0.000		0.001	-	-			0.000	0.000	0.000		0.460	-	-	0.000	0.000	0.000		0.460	-	-			0.014		
1.500	0.000	0.000	0.000		0.001	-	-	0.000	0.000	0.000		0.001	-	-			0.000	0.000	0.000		0.560	-	-	0.000	0.000	0.000		0.560	-	-			0.015		
1.600	0.000	0.000	0.000		0.001	-	60	0.000	0.000	0.000		0.001	-	-			0.000	0.000	0.000		0.660	-	-	0.000	0.000	0.000		0.660	-	-			0.016		
1.700	0.000	0.000	0.000		0.001	-	-	0.000	0.000	0.000		0.001	-	-			0.000	0.000	0.000		0.760	-	-	0.000	0.000	0.000		0.760	-	-			0.017		
1.800	0.000	0.000	0.000		0.001	-	-	0.000	0.000	0.000		0.001	-	-			0.000	0.000	0.000		0.860	-	-	0.000	0.000	0.000		0.860	-	-			0.018		
1.900	0.000	0.000	0.000		0.001	-	-										0.000	0.000	0.000		0.960	-	-										0.019		
2.000	0.000	0.000	0.000		0.002	-	-										0.000	0.000	0.000		1.06	-	-										0.020		
2.200	0.000	0.000	0.000		0.001	-	20										0.000	0.000	0.000		1.26	-	-										0.022		
2.400	0.000	0.000	0.000		0.001	-	-										0.000	0.000	0.000		1.46	-	-										0.024		
2.600	0.000	0.000	0.000		0.003	-	-										0.000	0.000	0.000		1.66	-	-										0.026		
2.800	0.000	0.000	0.000		0.001	-	-										0.000	0.000	0.000		1.86	-	-										0.028		
3.000	0.000	0.000	0.000		0.004	-	-										0.000	0.000	0.000		2.06	-	-										0.030		
3.200	0.000	0.000	0.000		0.002	-	-										0.000	0.000	0.000		2.26	-	-										0.032		
3.400	0.000	0.000	0.000		0.001	-	-										0.000	0.000	0.000		2.46	-	-										0.034		
3.600	0.000	0.000	0.000		0.001	-	-										0.000	0.000	0.000		2.66	-	-										0.036		
3.800	0.000	0.000	0.000		0.001	-	-										0.000	0.000	0.000		2.86	-	-										0.038		
4.000	0.000	0.000	0.000		0.001	-	-										0.000	0.000	0.000		3.06	-	-										0.040		
4.400	0.000	0.000	0.000		0.001	-	-										0.000	0.000	0.000		3.46	-	-										0.044		
4.800	0.000	0.000	0.000		0.001	-	-										0.000	0.000	0.000		3.86	-	-										0.048		
5.200	0.000	0.000	0.000		0.001	-	-										0.000	0.000	0.000		4.26	-	-										0.052		
5.600	0.000	0.000	0.000		0.001	-	-										0.000	0.000	0.000		4.66	-	-										0.056		
Totals:						0	356							0	240	0	40							0	4							0	0	0	0
Number of Trades:						0							0							0	0.00							0							0

PPC (CR)

(Contract Size: 100 Securities, Exercise Style: American, Physical Delivery)

Call Options														Put Options																		
December 2018							January 2019							Other Months		December 2018							January 2019							Other Months		Exercise Price
Open price	Price max	Price min	Last price	Closing price	Volume	Open Interest	Open price	Price max	Price min	Last price	Closing price	Volume	Open Interest	Volume	Open Interest	Open price	Price max	Price min	Last price	Closing price	Volume	Open Interest	Open price	Price max	Price min	Last price	Closing price	Volume	Open Interest	Volume	Open Interest	
0.850	0.000	0.000	0.000	0.590	-	-	0.000	0.000	0.000	0.592	-	-				0.000	0.000	0.000	0.001	-	-	0.000	0.000	0.000	0.001	-	-				0.009	
0.900	0.000	0.000	0.000	0.540	-	-	0.000	0.000	0.000	0.542	-	-				0.000	0.000	0.000	0.001	-	-	0.000	0.000	0.000	0.002	-	-				0.009	
0.950	0.000	0.000	0.000	0.490	-	-	0.000	0.000	0.000	0.492	-	-				0.000	0.000	0.000	0.002	-	-	0.000	0.000	0.000	0.001	-	-				0.010	
1.000	0.000	0.000	0.000	0.441	-	-	0.000	0.000	0.000	0.442	-	-				0.000	0.000	0.000	0.001	-	-	0.000	0.000	0.000	0.002	-	-				0.010	
1.100	0.000	0.000	0.000	0.341	-	-	0.000	0.000	0.000	0.345	-	-				0.000	0.000	0.000	0.001	-	-	0.000	0.000	0.000	0.003	-	-				0.011	
1.200	0.000	0.000	0.000	0.246	-	60	0.000	0.000	0.000	0.253	-	-				0.000	0.000	0.000	0.005	-	-	0.000	0.000	0.000	0.010	-	-				0.012	
1.300	0.000	0.000	0.000	0.160	-	-	0.000	0.000	0.000	0.172	-	30				0.000	0.000	0.000	0.020	-	-	0.000	0.000	0.000	0.030	-	-				0.013	
1.400	0.000	0.000	0.000	0.093	-	-	0.000	0.000	0.000	0.108	-	53				0.000	0.000	0.000	0.052	-	-	0.000	0.000	0.000	0.065	-	-				0.014	
1.500	0.000	0.000	0.000	0.047	-	20	0.000	0.000	0.000	0.062	-	20				0.000	0.000	0.000	0.107	-	3	0.000	0.000	0.000	0.119	-	-				0.015	
1.600	0.000	0.000	0.000	0.021	-	-	0.000	0.000	0.000	0.033	-	-				0.000	0.000	0.000	0.180	-	-	0.000	0.000	0.000	0.190	-	-				0.016	
1.700	0.000	0.000	0.000	0.008	-	-	0.000	0.000	0.000	0.016	-	-				0.000	0.000	0.000	0.268	-	-	0.000	0.000	0.000	0.273	-	-				0.017	
1.800	0.000	0.000	0.000	0.003	-	-	0.000	0.000	0.000	0.007	-	-				0.000	0.000	0.000	0.362	-	-	0.000	0.000	0.000	0.365	-	-				0.018	
1.900	0.000	0.000	0.000	0.001	-	-	0.000	0.000	0.000	0.003	-	-				0.000	0.000	0.000	0.460	-	-	0.000	0.000	0.000	0.461	-	-				0.019	
2.000	0.000	0.000	0.000	0.001	-	-					-	-				0.000	0.000	0.000	0.560	-	-					-	-				0.020	
2.200	0.000	0.000	0.000	0.001	-	-					-	-				0.000	0.000	0.000	0.760	-	-					-	-				0.022	
2.400	0.000	0.000	0.000	0.001	-	-					-	-				0.000	0.000	0.000	0.960	-	-					-	-				0.024	
2.600	0.000	0.000	0.000	0.001	-	-					-	-				0.000	0.000	0.000	1.16	-	-					-	-				0.026	
2.800	0.000	0.000	0.000	0.001	-	-					-	-				0.000	0.000	0.000	1.36	-	-					-	-				0.028	
3.000	0.000	0.000	0.000	0.001	-	-					-	-				0.000	0.000	0.000	1.56	-	-					-	-				0.030	
3.200	0.000	0.000	0.000	0.001	-	-					-	-				0.000	0.000	0.000	1.76	-	-					-	-				0.032	
3.400	0.000	0.000	0.000	0.001	-	-					-	-				0.000	0.000	0.000	1.96	-	-					-	-				0.034	
3.600	0.000	0.000	0.000	0.001	-	-					-	-				0.000	0.000	0.000	2.16	-	-					-	-				0.036	
3.800	0.000	0.000	0.000	0.001	-	-					-	-				0.000	0.000	0.000	2.36	-	-					-	-				0.038	
4.000	0.000	0.000	0.000	0.001	-	-					-	-				0.000	0.000	0.000	2.56	-	-					-	-				0.040	
4.400	0.000	0.000	0.000	0.001	-	-					-	-				0.000	0.000	0.000	2.96	-	-					-	-				0.044	
Totals:					0	80					0	103	0	0					0	3						0	0	0	0	0	0	
Number of Trades:					0						0		0						0.00							0			0			

Lending Products	Underlying Title	Multilateral Transactions[1]					Bilateral Transactions[2]		Stock Borrowing through OTC (volume)[3]
		Open Interest[5]	Volume(Offered)	Average Weighted	Transactions volume	Average Weighted	Transactions Volume	Average Weighted	Transactions Volume
ADMIEBOR	ADMIE (IPTO) HOLDING S.A. (CR)	---	42,022	5.31%	---	---	---	---	1,000
AEGNBOR	AEGEAN AIRLINES (CR)	845	18,981	5.31%	---	---	---	---	11,912
ALPHABOR	ALPHA BANK (CR)	42,001	58,246	5.31%	---	---	---	---	29,575,500
ALMYBOR	ALUMIL (CR)	---	---	---	---	---	---	---	---
TATTBOR	ATTICA BANK S.A. (CR)	8,819	7,304	5.31%	---	---	---	---	370
EEEBOR	CC HBC AG (CR)	1,162	1,830	5.31%	---	---	---	---	70,546
CENERBOR	CENERGY HOLDINGS (CB)	---	46,000	5.31%	---	---	---	---	---
ELLAKTORBOR	ELLAKTOR (CR)	1,000	83,118	5.31%	---	---	---	---	40,889
EUROBBOR	EUROBANK ERGASIAS (CR)	985	546	5.31%	---	---	---	---	25,115,851
EYDAPBOR	EYDAP S.A. (CR)	---	4,246	5.31%	---	---	---	---	82,799
FFGRPBOR	FOLLI FOLLIE (CR)	---	---	---	---	---	---	---	1,363,949
FOYRKBOR	FOURLIS (CR)	3,758	1,953	5.31%	---	---	---	---	9,650
GEKTERNABOR	GEK TERNA (CR)	---	32,432	5.31%	---	---	---	---	1,293
SARBOR	GR. SARANTIS S.A. (CR)	452	7	5.36%	---	---	---	---	390
EUPROBOR	GRIVALIA PROPERTIES (CR)	20,000	82,174	3.31%	---	---	---	---	138,200
EXAEBOR	HELLENIC EXCHANGES-A.S.E. (CR)	8,500	545,238	5.31%	---	---	---	---	148,565
ELPEBOR	HELLENIC PETROLEUM (CR)	2,700	126,516	5.31%	---	---	---	---	65,719
INTRKBOR	INTRACOM HOLDINGS (CR)	---	58,170	5.31%	---	---	---	---	---
INLOTBOR	INTRALOT (CR)	1,800	77,121	5.31%	---	---	---	---	284,512
BELABOR	JUMBO SA (CR)	34,800	145,200	5.31%	---	---	---	---	175,338
LAMDABOR	LAMDA DEVELOPMENT SA (CR)	---	25	5.33%	---	---	---	---	6,067
MIGBOR	MARFIN INVESTMENT GROUP (CR)	---	293,633	5.31%	---	---	---	---	744,474
MOHBOR	MOTOR OIL (CR)	29,711	4,511	5.31%	---	---	---	---	106,560
MYTILBOR	MYTILINEOS HOLDINGS (CR)	3,500	153,435	5.31%	---	---	---	---	24,391
ETEBOR	NATIONAL BANK (CR)	11,000	87,593	5.31%	---	---	---	---	7,328,051
OPAPBOR	OPAP (CR)	21,400	170,120	5.31%	5,000	3.08%	---	---	1,107,199
HTOBOR	OTE (CR)	71,921	25,343	5.31%	662	3.03%	---	---	606,590
PPABOR	P.P.A. S.A. (CR)	1,854	1,283	5.31%	---	---	---	---	2,901
TPEIRBOR	PIRAEUS BANK (CR)	---	4,071	5.31%	---	---	---	---	22,495,337
PLAISBOR	PLAISIO COMPUTERS SA (CR)	---	---	---	---	---	---	---	---
PPCBOR	PPC (CR)	1,000	142,460	5.31%	---	---	---	---	6,482,323

Stock Lending Notes

[1] - Multilateral contracts Lending or Borrowing as per Methods 8-1, 8-2 and 8-3-3 (According to ATHEX BoD Resolution No.17)

[2] - Bilateral Contracts Lending or Borrowing as per Methods 8-3-1 and 8-3-2 (According to ATHEX BoD Resolution No.20)

[3] - The information concerning OTC Stock Borrowing Transactions is based on the statements of the Dematerialised Securities System (DSS) operators involved and refers to volumes that have been registered up until the previous working day.

[4] - Average Price (Volume weighted)

[5] - The Data concerning Open Interest before the start of trading session

Lending Products	Underlying Title	Open Interest[5]	Multilateral Transactions[1]				Bilateral Transactions[2]		Stock Borrowing through OTC (volume)[3]
			Volume(Offered)	Average Weighted	Transactions volume	Average Weighted	Transactions Volume	Average Weighted	Transactions Volume
QUALBOR	QUALITY & RELIABILITY SA (CR)	---	---	---	---	---	---	---	---
TENERGYBOR	TERNA ENERGY (CR)	1,931	25,175	5.31%	---	---	---	---	177,375
TITKBOR	TITAN CEMENT (CR)	9,378	148,390	5.31%	---	---	---	---	68,666
VIOBOR	VIOHALCO SA/NV (CB)	310	61,479	5.31%	---	---	---	---	---

Stock Lending Notes

[1] - Multilateral contracts Lending or Borrowing as per Methods 8-1, 8-2 and 8-3-3 (According to ATHEX BoD Resolution No.17)

[2] - Bilateral Contracts Lending or Borrowing as per Methods 8-3-1 and 8-3-2 (According to ATHEX BoD Resolution No.20)

[3] - The information concerning OTC Stock Borrowing Transactions is based on the statements of the Dematerialised Securities System (DSS) operators involved and refers to volumes that have been registered up until the previous working day.

[4] - Average Price (Volume weighted)

[5] - The Data concerning Open Interest before the start of trading session

Sectors codification for listed companies

533	-	Exploration & Production	537	-	Integrated Oil & Gas
1353	-	Commodity Chemicals	1357	-	Specialty Chemicals
1753	-	Aluminum	1755	-	Nonferrous Metals
1757	-	Steel	1775	-	General Mining
2353	-	Building Materials & Fixtures	2357	-	Heavy Construction
2723	-	Containers & Packaging	2727	-	Diversified Industrials
2733	-	Electrical Components & Equipment	2753	-	Commercial Vehicles & Trucks
2757	-	Industrial Machinery	2773	-	Marine Transportation
2777	-	Transportation Services	2791	-	Business Support Services
2797	-	Industrial Suppliers	3535	-	Distillers & Vintners
3537	-	Soft Drinks	3573	-	Farming Fishing & Plantations
3577	-	Food Products	3722	-	Durable Household Products
3726	-	Furnishings	3728	-	Home Construction
3747	-	Toys	3763	-	Clothing & Accessories
3765	-	Footwear	3767	-	Personal Products
3785	-	Tobacco	4533	-	Health Care Providers
4535	-	Medical Equipment	4577	-	Pharmaceuticals
5337	-	Food Retailers & Wholesalers	5371	-	Apparel Retailers
5373	-	Broadline Retailers	5375	-	Home Improvement Retailers
5379	-	Specialty Retailers	5553	-	Broadcasting & Entertainment
5555	-	Media Agencies	5557	-	Publishing
5751	-	Airlines	5752	-	Gambling
5753	-	Hotels	5755	-	Recreational Services
5757	-	Restaurants & Bars	5759	-	Travel & Tourism
6535	-	Fixed Line Telecommunications	6575	-	Mobile Telecommunications
7535	-	Conventional Electricity	7537	-	Alternative Electricity
7577	-	Water	8355	-	Banks
8534	-	Insurance Brokers	8536	-	Property & Casualty Insurance
8633	-	Real Estate Holding & Development	8637	-	Real Estate Services
8671	-	Industrial & Office REITs	8674	-	Diversified REITs
8675	-	Specialty REITs	8775	-	Specialty Finance
8777	-	Investment Services	8985	-	Equity Investment Instruments
9533	-	Computer Services	9535	-	Internet
9537	-	Software	9572	-	Computer Hardware
9574	-	Electronic Office Equipment	9578	-	Telecommunications Equipment
12003	-	ETF			



ATHEX
Athens Stock Exchange

Λεωφ. Αθηνών 110 104 42 Αθήνα
110, Athinon Ave. GR 104 42 Athens
tel. (+30)210-33.66.800, fax (+30)210-33.66.101
www.athexgroup.gr