

18

**Ημερήσιο Δελτίο  
Συναλλακτικής Δραστηριότητας**

Daily Official List  
of Trading Activity

Thursday, 6 December, 2018  
Year: 139 Trading Day No: 235



**ATHEX**  
Athens Stock Exchange

**Disclaimer:**

Hellenic Exchanges-Athens Stock Exchange S.A endeavours to ensure that the data and other material ("Information") presented on the Daily Official List are accurate and complete, but it is not liable for any errors or omissions of data or /and for the accuracy, credibility, updating and completeness of the aforesaid information nor it has any liability arising directly or indirectly from the use of the above Information.

The Company is not liable for the accuracy of the data included in listed companies' announcements. Only the sender of such an announcement is fully and solely liable for any infringement of third party's rights from the content of such announcement, All contents of the Daily Official List are provided only for information purposes and do not constitute investment advice or solicitation to invest in securities or other products listed for trading on the Exchange.

You acknowledge and agree that the Company is the owner of any property rights related to any Information appearing on the Daily Official List including intellectual property rights copyright, trademarks, etc.

The above data are a property of the Hellenic Exchanges-Athens Exchange and are copyright protected. Users are forbidden to reproduce, modify, copy, sale, transmit or redistribute, by all reproduction means and methods, part or the whole of the above data, without reference to their source.

The commercial exploitation of these data is, also, forbidden by third parties. Hellenic Exchanges-Athens Exchange does not carry any responsibility, direct or indirect, derived from usage or accidental alteration of the above data when used by third parties.

---

**Hellenic Exchanges – Athens Stock Exchange S.A.**

110 Athinon Ave.,10442 Athens, Tel: (210) 33.66.800, Fax: (210) 32.13.938

[www.athexgroup.gr](http://www.athexgroup.gr)

---

**Thessalonica Stock Exchange Center (T.S.E.C)**

16-18 Katouni Str., Thessalonica 546 25 Tel: (2310) 567.667, Fax: (2310) 530.545

---

**Athex Members Guarantee Fund**

14-16 Fidiou Str., Athens 106 78, Tel: (210) 33.04.682, Fax: (210) 33.04.155

---

**Hellenic Republic Capital Market Commission**

1 Kolokotroni Str. & 1 Stadiou Str., Athens 10562 Tel: (210) 33.77.100 Fax: (210) 33.77.173

---

**Table of Contents**

---

**Section 1: Statistical Figures of Securities, Derivatives and Lending**

Summary of Markets

Athex Indices

Analytic Figures for Athex Market's Boards and Categories

Trading Details by Athex Sectors and Financial Instruments (ETFs)

Top 10 best &amp; worst performing Shares

Derivatives Summary

**Section 2: Analytic Figures of Shares Transactions**

Analytic Figures of Shares Transactions

Shares' Notes

**Section 3: Figures of Securities Transactions**

Securities Blocks Details

Shares Rights Details

Stock Borrowing

Securities Forced Sales

Forced Sales Registered Shares

Exchange Traded Funds (ETFs) Characteristics

**Section 5: Bonds traded in Fixed Income Assets Market**

Convertible Corporate Bonds - Regulated Market

Non Convertible Corporate Bonds - Regulated Market

Government Bonds

Treasury Bills &amp; Zero Coupon Government Bonds

Government Bonds Traded with the Open Outcry Method

State Banks Bonds

**Section 6: Additional Infos**

Athex &amp; ATHEXClear Members List

List of Stocks under Market Making operations

**Section 7: Derivatives Market Analytic Figures**

Index Futures

Stock Futures

Index Options

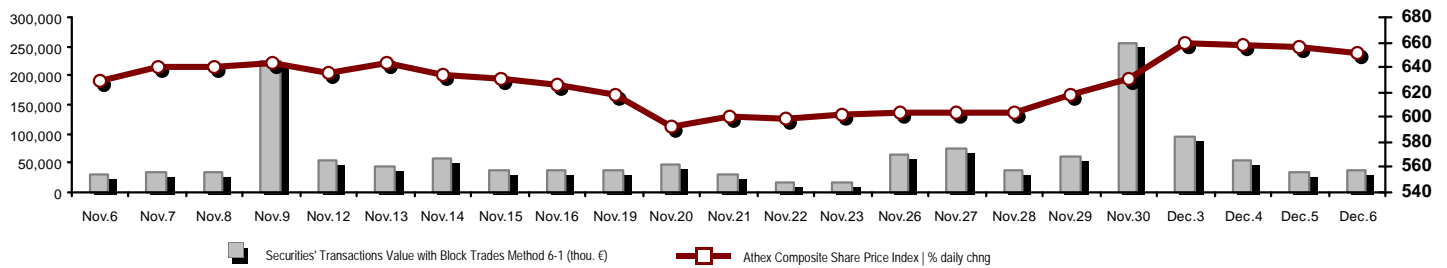
Stock Options

Stock Lending Analytic Figures

**Appendix A: Sectors codification for listed companies**

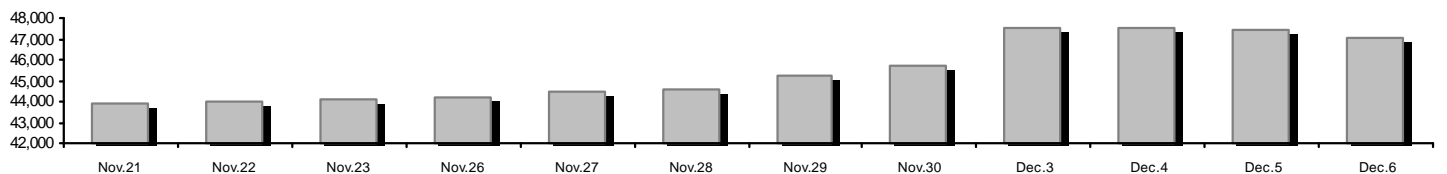
## Summary of Markets

Athex Composite Share Price Index vs Shares and Derivatives Transactions Value

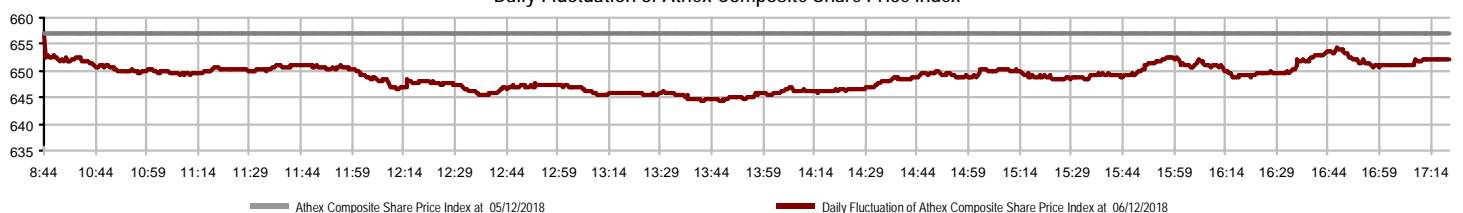


Athex Capitalisation (mill. €) **:	47,066.18		Derivatives Total Open Interest	484,086
Daily change: mill. €   %	-316.01	-0.67%	in Index Futures   % daily chng	4,225 7.81%
Yearly Avg Capitalisation: mill. €   % chng prev year Avg	52,507.24	4.69%	in Stock Futures   % daily chng	475,827 1.98%
Athex Composite Share Price Index   % daily chng	652.04	-0.74%	in Index Options   % daily chng	2,414 -0.78%
Athex Composite Share Price Index Capitalisation (mill. €)	42,194.62		in Stock Options   % daily chng	1,620 -1.82%
Daily change (mill. €)	-295.42			
Securities' Transactions Value with Block Trades Method 6-1 (	37,868.94		Derivatives Contracts Volume:	69,660
Daily change: %	3,697.66	10.82%	Daily change: pieces   %	-19,258 -21.66%
YtD Avg Trans. Value: thou. €   % chng prev year Avg	55,990.80	-3.77%	YtD Avg Derivatives Contracts % chng prev year Avg	55,290 -28.64%
Blocks Transactions Value of Method 6-1 (thou. €)	2,445.90		Derivatives Trades Number:	2,372
Blocks Transactions Value of Method 6-2 & 6-3 (thou. €)	0.00		Daily change: number   %	-116 -4.66%
Bonds Transactions Value (thou.€)	477.51		YtD Avg Trades number % chng prev year Avg	2,724 3.78%
Securities' Transactions Volume with Block Trades Method 6-1 (th	17,833.79		Lending Total Open Interest	348,416
Daily change: thou. pieces   %	-2,105.74	-10.56%	Daily change: pieces   %	6,766 1.98%
YtD Avg Volume: % chng prev year Avg	38,069.15	-47.20%	Lending Volume (Multilateral/Bilateral)	15,670
Blocks Transactions Volume of Method 6-1 (thou. Pieces)	270.00		Daily change: pieces   %	-18,929
Blocks Transactions Volume of Method 6-2 & 6-3 (thou. Pieces)	0.00		Multilateral Lending	8,000
Bonds Transactions Volume	471,000		Bilateral Lending	7,670
Securities' Trades Number with Block Trades Method 6-1	19,194		Lending Trades Number:	5
Daily change: number   %	608	3.27%	Daily change: %	-26
YtD Avg Trades number % chng prev year Avg	20,541	17.59%	Multilateral Lending Trades Number	2
Number of Blocks Method 6-1	4		Bilateral Lending Trades Number	3
Number of Blocks Method 6-2 & 6-3	0			
Number of Bonds Transactions	33			

Athex Capitalisation (mill. €) \*\*



Daily Fluctuation of Athex Composite Share Price Index



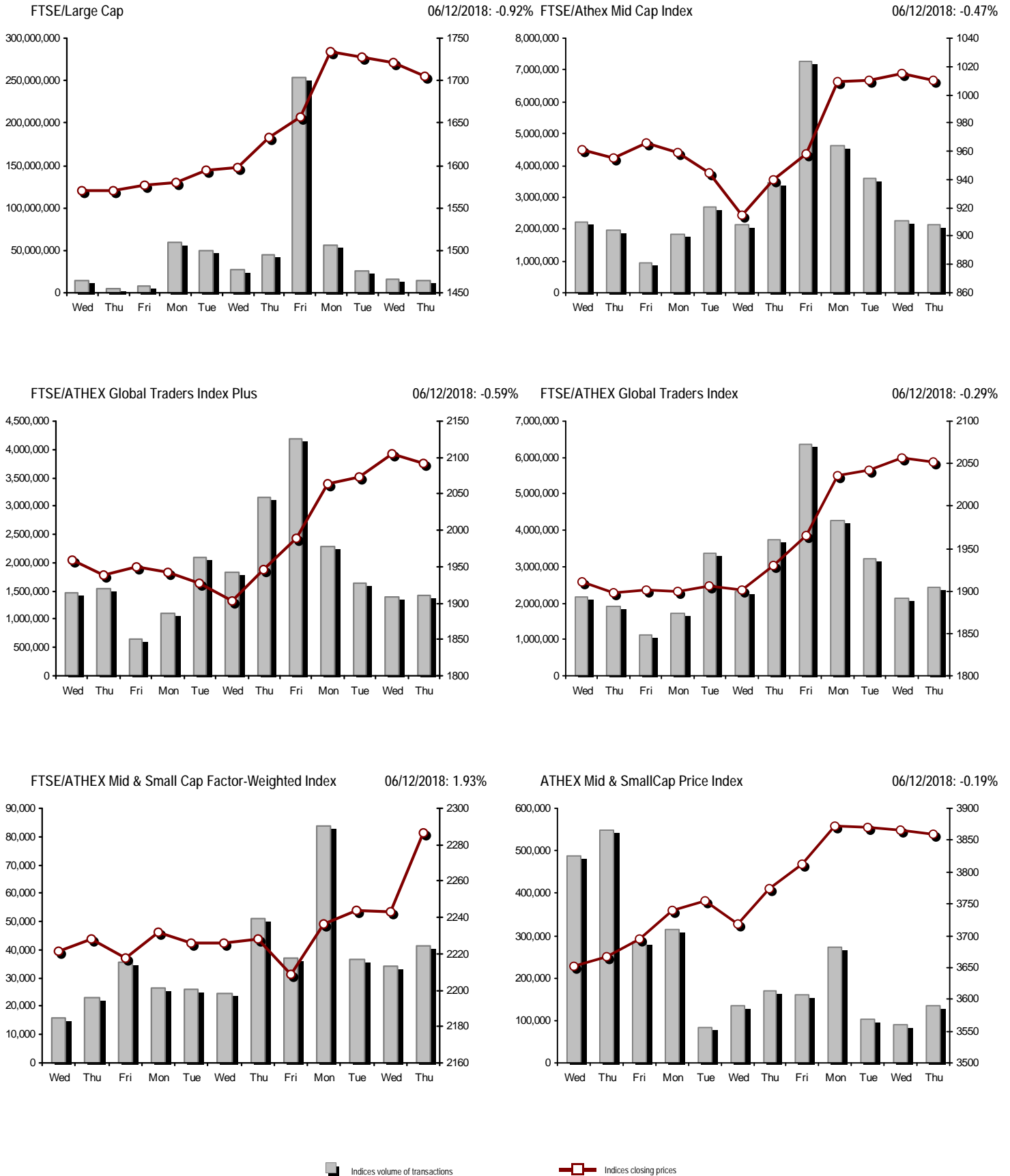
## Athex Indices

Index name	06/12/2018	05/12/2018	pts.	%	Min	Max	Year min	Year max	Year change
Athex Composite Share Price Index	652.04 €	656.92	-4.88	-0.74%	644.38	656.92	592.70	895.64	-18.74% €
FTSE/Athex Large Cap	1,705.11 €	1,720.96	-15.85	-0.92%	1,688.11	1,720.96	1,548.58	2,275.91	-18.15% €
FTSE/Athex Mid Cap Index	1,010.38 €	1,015.19	-4.81	-0.47%	1,000.01	1,015.64	911.71	1,417.74	-15.68% €
FTSE/ATHEX-CSE Banking Index	369.67 €	374.40	-4.73	-1.26%	358.51	374.40	307.86	788.88	-44.26% €
FTSE/ATHEX Global Traders Index Plus	2,092.72 €	2,105.11	-12.39	-0.59%	2,081.71	2,105.46	1,897.69	2,656.94	-10.55% €
FTSE/ATHEX Global Traders Index	2,051.08 €	2,057.08	-6.00	-0.29%	2,032.30	2,057.08	1,872.97	2,452.53	-5.84% €
FTSE/ATHEX Mid & Small Cap Factor-Weighted Ind	2,286.62 #	2,243.25	43.37	1.93%	2,229.58	2,286.62	1,953.64	2,464.88	17.03% #
ATHEX Mid & SmallCap Price Index	3,858.99 €	3,866.22	-7.23	-0.19%	3,845.16	3,886.07	3,459.89	4,442.84	11.46% #
FTSE/Athex Market Index	422.59 €	426.44	-3.85	-0.90%	418.42	426.44	384.60	564.78	-17.93% €
FTSE Med Index	4,438.05 #	4,435.37	2.68	0.06%			3,923.92	4,634.00	2.37% #
Athex Composite Index Total Return Index	1,031.72 €	1,039.43	-7.71	-0.74%	1,019.60	1,039.43	937.82	1,392.60	-17.29% €
FTSE/Athex Large Cap Total Return	2,474.00 €	2,497.00	-23.00	-0.92%			2,246.89	3,277.20	-18.04% €
FTSE/ATHEX Large Cap Net Total Return	745.70 €	752.63	-6.93	-0.92%	738.26	752.63	677.24	979.13	-16.79% €
FTSE/Athex Mid Cap Total Return	1,247.03 €	1,252.97	-5.94	-0.47%			1,128.83	1,702.90	-13.55% €
FTSE/ATHEX-CSE Banking Total Return Index	348.25 €	352.71	-4.46	-1.26%			291.68	747.83	-45.20% €
Hellenic Mid & Small Cap Index	951.26 €	958.73	-7.47	-0.78%	943.86	958.73	880.79	1,185.73	-7.83% €
FTSE/Athex Banks	488.42 €	494.67	-6.25	-1.26%	473.68	494.67	406.75	1,042.30	-44.26% €
FTSE/Athex Financial Services	850.68 €	851.06	-0.38	-0.04%	827.31	856.08	737.75	1,309.27	-24.41% €
FTSE/Athex Industrial Goods & Services	2,038.09 €	2,078.58	-40.49	-1.95%	2,034.98	2,078.58	1,779.28	2,717.62	-9.26% €
FTSE/Athex Retail	64.76 #	63.14	1.62	2.57%	61.52	64.76	51.91	2,921.52	-97.67% €
FTSE/ATHEX Real Estate	3,169.41 €	3,196.19	-26.78	-0.84%	3,112.24	3,199.62	2,706.93	3,587.02	-7.02% €
FTSE/Athex Personal & Household Goods	7,401.65 €	7,482.38	-80.73	-1.08%	7,311.28	7,482.38	6,088.80	8,843.95	-7.48% €
FTSE/Athex Food & Beverage	9,857.38 €	10,012.66	-155.28	-1.55%	9,857.38	10,022.94	9,316.14	11,879.29	-2.91% €
FTSE/Athex Basic Resources	3,154.71 €	3,159.80	-5.09	-0.16%	3,113.42	3,160.29	2,919.09	4,731.18	-21.77% €
FTSE/Athex Construction & Materials	2,622.37 €	2,647.89	-25.52	-0.96%	2,601.53	2,647.89	2,457.94	3,244.17	-6.95% €
FTSE/Athex Oil & Gas	5,027.66 €	5,060.51	-32.85	-0.65%	5,001.82	5,095.86	4,087.64	5,396.31	11.00% #
FTSE/Athex Chemicals	8,519.16 #	8,420.39	98.77	1.17%	8,392.40	8,767.07	7,889.97	12,117.06	-25.74% €
FTSE/Athex Media	1,469.64 ~	1,469.64	0.00	0.00%	1,469.64	1,469.64	1,131.49	1,664.73	-5.83% €
FTSE/Athex Travel & Leisure	1,498.68 €	1,501.09	-2.41	-0.16%	1,472.98	1,508.93	1,325.32	1,962.01	-18.09% €
FTSE/Athex Technology	725.64 €	729.89	-4.25	-0.58%	712.79	731.38	668.53	1,116.72	-20.32% €
FTSE/Athex Telecommunications	3,016.82 #	2,997.55	19.27	0.64%	2,939.74	3,016.82	2,587.42	3,526.04	-4.70% €
FTSE/Athex Utilities	1,847.64 €	1,862.29	-14.65	-0.79%	1,824.37	1,862.29	1,756.98	2,508.45	-7.26% €
FTSE/Athex Health Care	488.18 €	502.05	-13.87	-2.76%	488.18	502.05	256.65	517.30	89.20% #
Athex All Share Index	165.67 €	166.77	-1.10	-0.66%	165.67	165.67	152.89	209.09	-12.92% €
Hellenic Corporate Bond Index	116.21 €	116.36	-0.16	-0.13%			115.75	118.41	-0.63% €
Hellenic Corporate Bond Price Index	95.94 €	96.07	-0.14	-0.14%			95.62	100.55	-4.01% €

Note 1: FTSE/Med 100, Hellenic Corporate Bond Price Index and Hellenic Corporate Bond Index closing prices refer to the previous trading day of 04/12/2018.

Note 2: The Hellenic Mid & Small Cap Index is a Customized index calculated by the Athens Exchange.

Athex Indices



## Analytic Figures for Athex Market's Boards and Categories

	Total Traded Securities	Main Market	Surveillance	Exchange Traded Funds (ETFs)
Totals	124	110	13	1
Gain / Lose / Same:	30 / 55 / 39	27 / 51 / 32	3 / 3 / 7	0 / 1 / 0
Athex Capitalisation (mill. €) **	47,066.18	46,846.43	219.75	
Daily Average Trans/ons Value(thou.€)	55,990.80	55,997.68	31.89	50.18
Transactions Value	37,868.94	37,858.04	10.73	0.17
Main Board:	35,423.04	35,412.14	10.73	0.17
Blocks Board 6_2_3:	2,445.90	2,445.90	0.00	0.00
Forced Sales Board:	0.00	0.00	0.00	0.00
Special Terms Board:	0.00	0.00	0.00	0.00
Daily Average Transactions Volume	38,069,151	37,901,955	215,961	2,547
Transactions Volume	17,833,788	17,734,089	99,689	10
Main Board:	17,563,788	17,464,089	99,689	10
Blocks Board 6_2_3:	270,000	270,000	0	0
Forced Sales Board:	0	0	0	0
Special Terms Board:	0	0	0	0
Daily Average Number of Trades	20,541	20,448	93	2
Number of Trades	19,194	19,113	80	1
Main Board:	19,190	19,109	80	1
Blocks Board 6_2_3:	4	4	0	0
Forced Sales Board:	0	0	0	0
Special Terms Board:	0	0	0	0

## Trading Details by Athex Sectors and Financial Instruments (ETFs)

Code	Sectors	Gain / Lose / Same	Number of Trades	Transactions Volume	Transactions Value	% of Total Trans. Value
8300	- Banks	2 / 3 / 1	6,085	12,071,993	10,574,868.19	27.92%
1700	- Basic Resources	2 / 5 / 2	203	88,757	116,315.12	0.31%
1300	- Chemicals	2 / 0 / 3	123	28,963	62,860.18	0.17%
2300	- Construction & Materials	4 / 6 / 4	1,036	274,605	1,018,140.53	2.69%
12000	- Financial Instruments	0 / 1 / 0	1	10	169.60	0.00%
8700	- Financial Services	1 / 1 / 1	564	1,458,190	630,652.63	1.67%
3500	- Food & Beverage	3 / 4 / 3	237	156,382	847,088.46	2.24%
4500	- Health Care	1 / 2 / 2	210	185,246	194,534.42	0.51%
2700	- Industrial Goods & Services	3 / 9 / 3	1,592	575,132	2,978,440.97	7.87%
8500	- Insurance	1 / 0 / 0	13	3,593	12,430.52	0.03%
5500	- Media	0 / 0 / 1	1	50	5.65	0.00%
500	- Oil & Gas	1 / 1 / 1	1,637	338,940	4,667,945.07	12.33%
3700	- Personal & Household Goods	1 / 6 / 5	1,192	230,351	2,077,226.04	5.49%
8600	- Real Estate	1 / 3 / 4	1,126	560,569	4,248,639.37	11.22%
5300	- Retail	2 / 0 / 0	48	21,753	21,134.60	0.06%
9500	- Technology	2 / 6 / 4	226	62,824	71,338.04	0.19%
6500	- Telecommunications	1 / 0 / 0	1,662	621,292	6,718,759.24	17.74%
5700	- Travel & Leisure	3 / 2 / 5	1,682	578,006	2,225,656.28	5.88%
7500	- Utilities	0 / 6 / 0	1,556	577,132	1,402,735.51	3.70%

## Top 10 best &amp; worst performing Shares

## Main Market

With positive Price change	Closing price	change	With negative Price change	Closing price	change
MOTODYNAMICS S.A. (CR)	0.955	9.77% #	IASO SA (CR)	1.1	-4.35% €
CRETE PLASTICS SA (CR)	12.8	8.47% #	QUEST HOLDINGS (CR)	14	-3.45% €
REDS S.A. (CR)	0.77	2.67% #	NEXANS HELLAS SA (CR)	1.62	-2.99% €
PIRAEUS BANK (CR)	0.971	2.32% #	ALPHA BANK (CR)	1.31	-2.96% €
THRACE PLASTICS SA (CR)	2	1.52% #	GR. SARANTIS S.A. (CR)	7.3	-2.67% €
EUROPEAN RELIANCE INSUR. (CR)	3.46	1.47% #	KEKROPS SA (CR)	1.47	-2.65% €
P.P.A. S.A. (CR)	15.76	1.03% #	MYTILINEOS HOLDINGS (CR)	7.9	-2.47% €
MARFIN INVESTMENT GROUP (CR)	0.0733	0.96% #	MERMEREN KOMB. A.D. PR. (GDR)	51.4	-2.28% €
AUTOHELLAS SA (CR)	23.2	0.87% #	VIOHALCO SA/NV (CB)	2.69	-2.18% €
IKTINOS HELLAS SA (CR)	4.82	0.84% #	TITAN CEMENT CO. (PR)	18.4	-2.13% €
With the highest Transactions Value	Value (thou. €)	change	With the highest Transactions Volume	Volume	change
OTE (CR)	6,718.76	0.64% #	EUROBANK ERGASIAS (CR)	5,481,615	0.18% #
GRIVALIA PROPERTIES (CR)	3,567.85	-1.14% €	NATIONAL BANK (CR)	2,658,461	0.00% -
ALPHA BANK (CR)	3,302.79	-2.96% €	ALPHA BANK (CR)	2,540,098	-2.96% €
MOTOR OIL (CR)	3,147.01	-1.16% €	PIRAEUS BANK (CR)	1,340,741	2.32% #
NATIONAL BANK (CR)	3,029.47	0.00% -	MARFIN INVESTMENT GROUP (CR)	1,327,082	0.96% #
EUROBANK ERGASIAS (CR)	2,938.77	0.18% #	OTE (CR)	621,292	0.64% #
MYTILINEOS HOLDINGS (CR)	2,274.82	-2.47% €	GRIVALIA PROPERTIES (CR)	412,514	-1.14% €
OPAP (CR)	1,788.09	0.00% -	INTRALOT (CR)	313,783	-1.57% €
JUMBO SA (CR)	1,663.45	-1.01% €	MYTILINEOS HOLDINGS (CR)	285,796	-2.47% €
HELLENIC PETROLEUM (CR)	1,519.63	0.63% #	PPC (CR)	232,460	-1.42% €

Note: Stocks that are not included in the "Low Dispersion" and "Under Supervision" categories, and the transactions value is more than 10,000 €.



## Derivatives Summary

	Number of Trades	Volume	Open Interest
Index Futures	321	1,598	4,225
FTSE/Athex Large Cap	321	1,598	4,225
Stock Futures	2,020	67,713	475,827
ADMIE (IPTO) HOLDING S.A. (CR)	43	267	9,347
ALPHA BANK (CR)	266	4,491	23,086
ATTICA BANK S.A. (CR)	0	0	339
CC HBC AG (CR)	14	29	245
CENERGY HOLDINGS (CB)	7	64	4,707
ELLAKTOR (CR)	53	264	5,002
EUROBANK ERGASIAS (CR)	320	7,795	64,770
EYDAP S.A. (CR)	7	24	666
FOURLIS (CR)	1	1	169
GEK TERNA (CR)	23	62	5,011
GRIVALIA PROPERTIES (CR)	6	26	204
HELLENIC EXCHANGES-A.S.E. (CR)	24	54	606
HELLENIC PETROLEUM (CR)	63	296	2,592
INTRACOM HOLDINGS (CR)	2	6	4,712
INTRALOT (CR)	23	121	3,756
JUMBO SA (CR)	17	42	1,006
LAMDA DEVELOPMENT SA (CR)	35	81	1,805
MARFIN INVESTMENT GROUP (CR)	19	416	52,537
MOTOR OIL (CR)	21	44	249
MYTILINEOS HOLDINGS (CR)	148	662	8,073
NATIONAL BANK (CR)	306	48,315	238,338
OPAP (CR)	41	195	2,606
OTE (CR)	142	726	2,077
P.P.A. S.A. (CR)	2	2	556
PIRAEUS BANK (CR)	240	2,653	20,271
PPC (CR)	118	753	9,303
TERNA ENERGY (CR)	14	40	8,266
TITAN CEMENT (CR)	1	5	238
VIOHALCO SA/NV (CB)	64	279	5,290
Index Options	30	319	2,414
FTSE/Athex Large Cap	30	319	2,414
Stock Options	1	30	1,620
ALPHA BANK (CR)	1	30	120
NATIONAL BANK (CR)	0	0	730
OPAP (CR)	0	0	0
OTE (CR)	0	0	0
PIRAEUS BANK (CR)	0	0	640
PPC (CR)	0	0	130
<b>Total Derivatives Traded</b>	<b>2,372</b>	<b>69,660</b>	<b>484,086</b>











Number of Outstanding Securities	Nominal Value	Dividends [1]			Date of Last Coupon		Note	Shares	Closing price	% change	Previous closing price/date	Open price	Price min	Price max	Last price	Avg price	Last Bid [7]	Last Ask [7]	P/E after	Year	Volume	Trades	Transactions Value[8]	Company Mkt Value (thou. €)	Year low	Year high	Sector[4]	
		2015	2016	2017	Dividend [2]	Right																						
25,179,640	0.600	---	---	---	08/08/1994	19/09/2000	5191	J.BOUTARIS & SON HOLD. SA (CB)	0.026	---	0.026	01/10/2018	---	---	---	---	---	---	---	---	---	---	---	742.45	0.024	0.066	3535	
1,540,000	0.600	---	---	---	08/08/1994	19/09/2000	5192	J.BOUTARIS & SON HOLD. (PB)	0.057	---	0.057	01/10/2018	---	---	---	---	---	---	---	---	---	---	---	---	742.45	0.057	0.09	3535
23,935,280	0.300	---	---	---	29/06/2009	13/06/2000	5153	NAYTEMPORIKI PUBLISHING SA(CR)	0.107	---	0.107	02/10/2017	---	---	---	---	---	---	---	---	---	---	---	---	2,561.07	0.107	0.107	5557
255,459,600	0.300	---	---	---	26/06/2000	03/12/2010	5101	NEL SA (CR)	0.07	---	0.07	31/08/2015	---	---	---	---	---	---	---	---	---	---	---	---	17,882.17	0.07	0.07	5759
23,463,874	0.800	---	---	---	23/05/2003	21/12/1999	4918	NEORION SA (CR)	0.125	---	0.125	30/08/2012	---	---	---	---	---	---	---	---	---	---	---	---	2,932.98	0.125	0.125	2753
18,750,000	0.300	---	---	---	02/07/2001	31/12/2012	5154	PEGASUS PUBLISHING S.A. (CR)	0.089	---	0.089	02/10/2017	---	---	---	---	---	---	---	---	---	---	---	---	1,668.75	0.089	0.089	5557
144,688,060	0.600	---	---	---	21/04/2008	10/03/2010	4982	T BANK (CR)	0.048	---	0.052	# 29/11/2011	---	---	---	---	---	---	---	---	---	---	---	---	6,945.03	0.048	0.048	8355
284,465,964	3.70	---	---	---	20/06/2008	15/06/2009	4913	TT HELLENIC POSTBANK (CR)	0.168	---	0.239	# 29/08/2012	---	---	---	---	---	---	---	---	---	---	---	---	47,790.28	0.168	0.168	8355
13,920,000	0.320	---	---	---	19/11/2001	01/08/2000	4726	TEXAPRET SA (CR)	0.08	---	0.08	28/02/2011	---	---	---	---	---	---	---	---	---	---	---	---	1,113.60	0.08	0.08	3763
100,793,572	0.300	---	---	---	16/07/2009	11/02/2016	5110	TELETIPOS SA (CR)	0.06	---	0.06	07/03/2016	---	---	---	---	---	---	---	---	---	---	---	---	6,047.61	0.06	0.06	5553
510,840	1.00	---	---	---	15/07/2008	21/11/2013	5036	TROPEA HOLDING (CR)	2	---	0.02	# 30/03/2012	---	---	---	---	---	---	---	---	---	---	---	---	1,021.68	2	2	3722
4,034,950	0.680	---	---	---	01/07/2005	30/12/2010	5171	CHATZIKRANIOTIS & SONS SA (CR)	0.14	---	0.14	27/04/2018	---	---	---	---	---	---	---	---	---	---	---	---	564.89	0.102	0.18	3577

Shares' Notes

Code	Note text
( )	- Adjusted dividends.
*	- Last adjusted closing price.
[1]	- Net dividends.
[2]	- The "Date of Last Coupon" for New listings refers to the date company's stocks started to trade in Athex
[3]	- The Company Market Value is referred to the number of outstanding shares
[4]	- Sectors codification can be found in Appendix A
[5]	- The Market Value refers to the total number of shares listed (including their several classes) in the exchange by the company.
[6]	- P/E greater than 100
[7]	- Last view of the Order Book before the end of the trading session
[8]	- All Blocks Methods' Transactions Value are included.
4690	- Transfer to Surveillance category as of 4/4/2006.
4726	- Suspension of trading as of 1/3/2011.
4750	- Transfer to the "Under Surveillance Category" from 8/4/2011.
4865	- Suspension of trading as of 2/4/2012.
4887	- Transfer to the Surveillance Category as of 10/4/2012.
4912	- Transfer to the Surveillance Category as of 31/7/2012.
4913	- Suspension of trading as of 30/8/2012.
4914	- Suspension of trading as of 31/8/2012.
4918	- Suspension of trading as of 31/8/2012.
4939	- Suspension of trading as of 30/11/2012.
4955	- Transfer to the Surveillance Category as from 5/4/2013.
4956	- Transfer to the Surveillance Category as from 5/4/2013.
4957	- Transfer to the Surveillance Category as from 5/4/2013.
4958	- Transfer to the Surveillance Category as from 5/4/2013.
4959	- Transfer to the Surveillance Category as from 5/4/2013.
4982	- Suspension of trading as of 30/11/2011.
4983	- Transfer to the Surveillance Category as of 5/4/2013.
5002	- Suspension of trading as of 30/08/2013.
5003	- Suspension of trading as of 30/08/2013.
5004	- Suspension of trading as of 30/08/2013.
5036	- The company's share is under suspension of trading as of 2/4/2012. During suspension, the company proceeded and concluded a share reverse split, according to which - after the conclusion of the corporate action - the total number of the company's shares, as well as, the last closing price of 30/03/2012 were adjusted.
5080	- Transfer to the Surveillance Category as of 05/12/2014.
5087	- Suspension of trading as of 1/4/2015.
5093	- Transfer to the Surveillance Category as of 8/4/2015.
5094	- Transfer to the Surveillance Category as of 8/4/2015.
5095	- Transfer to the Surveillance Category as from 9/4/2015.
5098	- Suspension of trading as of 2/6/2015.
5099	- Suspension of trading as of 3/6/2015.
5101	- Suspension of trading as of 1/9/2015.
5109	- Suspension of trading as of 01/03/2016.
5110	- Suspension of trading as of 08/03/2016.
5112	- Transfer to the Surveillance Category as of 15/04/2016.
5115	- Transfer to the Surveillance Category as of 15/04/2016.
5123	- Transfer to the Surveillance Category as of 01/04/2016.
5130	- Suspension of trading as of 18/04/2017.
5136	- Suspension of trading as of 02/05/2017.
5141	- Transfer to the Surveillance Category as of 10/05/2017.
5153	- Suspension of trading as of 03/10/2017.
5154	- Suspension of trading as of 03/10/2017.
5156	- Transfer to the Surveillance Category as of 11/12/2017.
5160	- Transfer to the Surveillance Category as of 15/04/2016.



## Shares' Notes

Code	Note text
5161	- Transfer to the Surveillance Category as of 25/11/2011.
5162	- Transfer to the Under Supervision Category as of 21/12/2009.
5164	- Suspension of trading as of 01/12/2015.
5165	- Transfer to the Surveillance Category as of 15/02/2018.
5171	- Suspension of trading as of 30/04/2018.
5172	- Suspension of trading as of 30/04/2018.
5174	- Suspension of trading as of 02/05/2018.
5178	- Transfer to the Surveillance Category as of 11/05/2018.
5179	- Suspension of trading as of 25/05/2018.
5180	- Transfer to the Surveillance Category as of 29/05/2018.
5190	- Transfer to the Surveillance Category as of 01/10/2018.
5191	- Suspension of trading as of 02/10/2018.
5192	- Suspension of trading as of 02/10/2018.
5193	- Transfer to the Surveillance Category as of 25/10/2018.
5194	- Transfer to the Surveillance Category as of 25/10/2018.
5195	- Transfer to the Surveillance Category as of 01/12/2017.
5197	- Transfer to the Surveillance Category as of 07/11/2018.

Securities Blocks Details

Securities	Block Volume	Price	Block Trade Value	Time of approval	Note
MYTILINEOS HOLDINGS (CR)	50,000	8.00	400,000.00	12:18:23	20
OTE (CR)	70,000	10.77	753,900.00	13:35:05	20
GRIVALIA PROPERTIES (CR)	50,000	8.60	430,000.00	14:48:31	20
GRIVALIA PROPERTIES (CR)	100,000	8.62	862,000.00	15:17:44	20

Blocks Notes

- 9 - Method 6-1 / Special Fees
- 10 - Method 6-1 / Special Fees, SDS
- 14 - Method 6-3 / Settlement, Incomplete Buy and Sell
- 18 - Method 6-2 / SPOT 1
- 19 - Method 6-2 / SPOT 2
- 20 - Method 6-1 and Method 6-1 Same Day Settlement
- 21 - Other Pre-agreed

---

**Shares Rights Details**

---

Occured date	Exercise from	Exercise until	Trading until	<b>Rights</b>	Price min	Price max	Closing price	Last Bid	Last Ask	Volume	Trades	Transactions Value
-----------------	------------------	-------------------	------------------	---------------	--------------	--------------	------------------	----------	----------	--------	--------	-----------------------

---

No Rights Transactions.

---

---

**Securities Forced Sales**

---

Securities	Category of Security	Transaction s Volume	Number of Trades	Transactions Value	Note
------------	----------------------	-------------------------	---------------------	-----------------------	------

---

No Forced Transactions.

---

---

**Forced Sales Notes**

---

- 1 - Normal Forced Sale.
- 2 - Forced Sales of Fixed Registered Shares.
- 3 - Forced Sales of Remaining Stock Fractions.

**Forced Sales Registered Shares**

Securities	Start Date	End Date	Initial Volume	Remaining Volume	Date	Avg price (day)	Avg price (period)	Number of Trades	Transactions Volume	Transactions Value
------------	------------	----------	----------------	------------------	------	-----------------	--------------------	------------------	---------------------	--------------------

No Fixed Registered Shares Forced Sales.

**Forced Sales Notes**

According to Decision 1/380/04.05.2008 of the Hellenic Republic Capital Market Commission, the certificated registered shares that have not been deposited to the issuer for dematerialisation, will be auctioned in the Athens Exchange by the supervising issuer. Forced sales procedure is held according to Article 99A of the Athens Exchange Rulebook. The average price of the period is calculated by dividing the Total transactions value by the Total volume and includes all the transactions made until the current date.

## Exchange Traded Funds (ETFs) Characteristics

	Transactions Date (T)	Creation / Redemption	Units (T-1)	New Units (T-1)	Redemption Units (T-1)	Units (T) [1]	Fund Assets [2]	Net Unit Price	Dividend per	Dividend Date
ALPHA ETF FTSE Athex Large Cap	06/12/2018	5,000	629,082	13,300	---	642,382	11,038,720.00	17.1840	0.43	30/06/2018

## ETFs Notes

[1] - Units (T) = Units (T-1) + New Units (T-1) - Redemption Units (T-1)

[2] - The Creation / Redemption Units of T-1 are included.

## Convertible Corporate Bonds - Regulated Market

Num Listed Bonds	Nominal price	Issue price	Today's Rate	Exp. Date	Duration (years)	Note	Coupon		Trading	Corporate Bonds	Price min	Price max	Closing price	Previous closing price/date	Volume	Transactions Value	Last order			ear min	Year max
							Common	Preferred									Price	Buy / Sell	Date		
179,991,941	0.30	0.30	1.00	11/10/2025	9	---	9	---	1	FORTHNET S.A. (Convertible)	---	---	---	---	---	---	1.0610	B	06/12/2018	100.0000	100.0000

## Corporate Bonds Notes

Transactions Volume = (Pieces) \* (Nominal Price). Transactions Value = (Pieces) \* (Nominal Price) \* (price %) + (Accrued interest).

The price of a Bond is stated as a percentage (%) of Bond's Nominal Price.

Nominal Price in Euros (€), except if it is noted differently.

## Non Convertible Corporate Bonds - Regulated Market

Num Listed Bonds	Nominal price	Issue price	Today's Rate	Exp. Date	Duration (years)	Note	Coupon		Trading	Corporate Bonds	Accrued Int.	Yield.T.Mat	Price min	Price max	Closing price	Previous closing price/date	Volume	Transactions Value	Last order		ear min	Year max		
							Common	Preferred											Price	Buy / Sell			Date	
300,000	1,000.00	1,000.00	3.10	27/06/2022	5	---	3	---	1	MYTILINEOS HOLDINGS S.A. (Non Convertible)	14.2944	2.7900	100.5000	100.8000	100.6000	100.5390	05/12/2018	103,000	105,069.33	100.5500	B	36/12/2018	100.1901	103.4800
40,000,000	1.00	1.00	5.00	04/10/2021	5	---	9	---	1	HOUSEMARKET S.A. (Non Convertible)	0.0093	3.7020	101.9000	102.3500	102.3091	102.2000	05/12/2018	110,000	113,563.66	101.9500	B	36/12/2018	98.9369	105.1000
50,000	1,000.00	1,000.00	4.25	20/06/2022	5	---	3	---	1	SYSTEMS SUNLIGHT S.A. (Non Convertible)	20.3056	4.1800	99.1500	99.7000	99.3975	99.9600	05/12/2018	40,000	40,571.22	99.0000	B	36/12/2018	98.0000	103.2000
200,000	1,000.00	1,000.00	3.50	21/03/2022	5	---	4	---	1	O.P.A.P. S.A. (Non Convertible)	7.7778	2.6840	102.0000	102.0000	102.0000	101.7660	05/12/2018	18,000	18,500.00	101.7100	B	36/12/2018	101.3000	103.1500
60,000	1,000.00	1,000.00	3.85	21/07/2022	5	---	3	---	1	TERNA ENERGY FINANCE S.A. (Non Convertible)	14.9722	3.4210	100.8000	100.9000	100.8000	100.8000	04/12/2018	28,000	28,649.22	100.8000	B	36/12/2018	99.3154	103.4900
25,000	1,000.00	1,000.00	4.95	26/06/2023	5	---	1	---	1	B&F COMM. & GARM. INDUS. S.A. (Non Convertible)	22.9625	6.1180	94.0000	95.3000	95.3000	95.3000	05/12/2018	51,000	49,208.08	92.3010	B	36/12/2018	92.3969	100.0000
90,000	1,000.00	1,000.00	3.00	11/05/2023	5	---	2	---	1	CORAL A.E. (Non Convertible)	2.3333	2.8990	100.1000	100.7500	100.2000	100.7830	05/12/2018	115,000	116,019.83	100.1000	B	36/12/2018	100.0000	101.3500
120,000	1,000.00	1,000.00	3.95	04/04/2025	7	---	2	---	1	GEK TERNA S.A. (Non Convertible)	7.3514	4.2120	98.1000	98.1000	98.1000	98.5960	05/12/2018	6,000	5,930.11	98.0201	B	36/12/2018	98.1000	102.9900

## Corporate Bonds Notes

Transactions Volume = (Pieces) \* (Nominal Price). Transactions Value = (Pieces) \* (Nominal Price) \* (price %) + (Accrued interest).

The price of a Bond is stated as a percentage (%) of Bond's Nominal Price.

Nominal Price in Euros (€), except if it is noted differently.



## Government Bonds

Number Listed Bonds	Nominal price	Today's Rate	Accrued Interest Calc	Exp. Date [1]	Duration (years)	Note	Coupons Date	Curr. coupon value	Trading Unit	Government Bonds	Price min	Price max	Closing price	Previous closing price/date	Volume	Transactions Value	Price	Last order Buy / Sell	Date
3,000,000	1,000.00	4.38	Actual/Actual	01/08/2022	5	---	01/08	4.38	1	GGB-FXD-010822-05Y-4.375-1,000	---	---	---	---	---	---	---	---	---
4,355,990,324	1.00	3.50	Actual/Actual	30/01/2023	5	---	01/02 - 31/01	3.50	1	GGB-FXD-300123-05Y-3.500-1.00	---	---	---	94.5720 13/07/2018	---	---	1.0000	B	28/11/2018
5,962,747,327	1.00	3.75	Actual/Actual	30/01/2028	10	---	/02 - 01/02 - 31/	3.75	1	GGB-FXD-300128-10Y-3.750-1.00	---	---	---	85.4610 13/07/2018	---	---	1.0000	B	28/11/2018
6,091,218,404	1.00	3.90	Actual/Actual	30/01/2033	15	---	/02 - 01/02 - 31/	3.90	1	GGB-FXD-300133-15Y-3.900-1.00	---	---	---	78.6730 13/07/2018	---	---	1.0000	B	28/11/2018
4,805,399,486	1.00	4.00	Actual/Actual	30/01/2037	19	---	/02 - 01/02 - 31/	4.00	1	GGB-FXD-300137-19Y-4.000-1.00	---	---	---	77.0370 13/07/2018	---	---	1.0000	B	28/11/2018
4,603,713,186	1.00	4.20	Actual/Actual	30/01/2042	24	---	/02 - 01/02 - 31/	4.20	1	GGB-FXD-300142-24Y-4.200-1.00	---	---	---	77.7640 13/07/2018	---	---	1.0000	B	28/11/2018
550,418,123	1.00	3.00	Actual/Actual	24/02/2023	11	---	24/02	3.00	1	GGB-FXD-240223-11Y-2.000-1.00	---	---	---	10.0000 22/06/2015	---	---	---	---	---
445,007,576	1.00	3.00	Actual/Actual	24/02/2024	12	---	24/02	3.00	1	GGB-FXD-240224-12Y-2.000-1.00	---	---	---	10.0000 22/06/2015	---	---	---	---	---
423,674,226	1.00	3.00	Actual/Actual	24/02/2025	13	---	24/02	3.00	1	GGB-FXD-240225-13Y-2.000-1.00	---	---	---	10.0000 22/06/2015	---	---	---	---	---
212,292,153	1.00	3.00	Actual/Actual	24/02/2026	14	---	24/02	3.00	1	GGB-FXD-240226-14Y-2.000-1.00	---	---	---	10.0000 22/06/2015	---	---	---	---	---
160,621,352	1.00	3.00	Actual/Actual	24/02/2027	15	---	24/02	3.00	1	GGB-FXD-240227-15Y-2.000-1.00	---	---	---	10.0000 22/06/2015	---	---	---	---	---
183,244,055	1.00	3.00	Actual/Actual	24/02/2028	16	---	24/02	3.00	1	GGB-FXD-240228-16Y-2.000-1.00	---	---	---	10.0000 22/06/2015	---	---	---	---	---
164,802,894	1.00	3.00	Actual/Actual	24/02/2029	17	---	24/02	3.00	1	GGB-FXD-240229-17Y-2.000-1.00	---	---	---	10.0000 22/06/2015	---	---	---	---	---
165,460,943	1.00	3.00	Actual/Actual	24/02/2030	18	---	24/02	3.00	1	GGB-FXD-240230-18Y-2.000-1.00	---	---	---	10.0000 22/06/2015	---	---	---	---	---
129,007,241	1.00	3.00	Actual/Actual	24/02/2031	19	---	24/02	3.00	1	GGB-FXD-240231-19Y-2.000-1.00	---	---	---	10.0000 22/06/2015	---	---	---	---	---
126,192,683	1.00	3.00	Actual/Actual	24/02/2032	20	---	24/02	3.00	1	GGB-FXD-240232-20Y-2.000-1.00	---	---	---	10.0000 22/06/2015	---	---	---	---	---
146,905,168	1.00	3.00	Actual/Actual	24/02/2033	21	---	24/02	3.00	1	GGB-FXD-240233-21Y-2.000-1.00	---	---	---	10.0000 22/06/2015	---	---	---	---	---
154,475,606	1.00	3.00	Actual/Actual	24/02/2034	22	---	24/02	3.00	1	GGB-FXD-240234-22Y-2.000-1.00	---	---	---	10.0000 22/06/2015	---	---	---	---	---
144,429,441	1.00	3.00	Actual/Actual	24/02/2035	23	---	24/02	3.00	1	GGB-FXD-240235-23Y-2.000-1.00	---	---	---	10.0000 22/06/2015	---	---	---	---	---
166,211,676	1.00	3.00	Actual/Actual	24/02/2036	24	---	24/02	3.00	1	GGB-FXD-240236-24Y-2.000-1.00	---	---	---	10.0000 22/06/2015	---	---	---	---	---
145,461,669	1.00	3.00	Actual/Actual	24/02/2037	25	---	24/02	3.00	1	GGB-FXD-240237-25Y-2.000-1.00	---	---	---	10.0000 22/06/2015	---	---	---	---	---
146,941,087	1.00	3.00	Actual/Actual	24/02/2038	26	---	24/02	3.00	1	GGB-FXD-240238-26Y-2.000-1.00	---	---	---	10.0000 22/06/2015	---	---	---	---	---
135,115,612	1.00	3.00	Actual/Actual	24/02/2039	27	---	24/02	3.00	1	GGB-FXD-240239-27Y-2.000-1.00	---	---	---	10.0000 22/06/2015	---	---	---	---	---
141,909,637	1.00	3.00	Actual/Actual	24/02/2040	28	---	24/02	3.00	1	GGB-FXD-240240-28Y-2.000-1.00	---	---	---	10.0000 22/06/2015	---	---	---	---	---
136,788,720	1.00	3.00	Actual/Actual	24/02/2041	29	---	24/02	3.00	1	GGB-FXD-240241-29Y-2.000-1.00	---	---	---	10.0000 22/06/2015	---	---	---	---	---
163,643,410	1.00	3.00	Actual/Actual	24/02/2042	30	---	24/02	3.00	1	GGB-FXD-240242-30Y-2.000-1.00	---	---	---	10.0000 22/06/2015	---	---	---	---	---
742,153	1,000.00	0.93	FLR Actual/360	10/08/2019	5	---	10/02 - 10/08	---	1	GGB-FLT-100819-05Y-0.934-1,000	---	---	---	---	---	---	50.0001	B	12/12/2017
3,000,000	1,000.00	3.38	Actual/Actual	15/02/2025	7	---	15/02	3.38	1	GGB-FXD-150225-07Y-3.375-1,000	---	---	---	---	---	---	---	---	---
2,456,470	1,000.00	4.75	Actual/Actual	17/04/2019	5	---	17/04	4.75	1	GGB-FXD-170419-05Y-4.750-1,000	---	---	---	---	---	---	---	---	---

## Government Bonds Notes

Transactions Volume = (Pieces) \* (Nominal Price). Transactions Value = (Pieces) \* (Nominal Price) \* (price %) + (Accrued interest).

The Value of current coupon for the issues with NV 0.01 euro refers to NV 100 euros

FLR: Floating Interest Rate.

[1] - The Expiration Date of the interest bearing period and the Date for coupon payment.

## Treasury Bills &amp; Zero Coupon Government Bonds

Issue Date	13-Week Maturity									26-Week Maturity							52-Week Maturity										
	Exp. Date	Initial Rate	Num Listed Bonds	Nominal price	Issue price	Last Trade Price	Last Trade Date	Volume Traded	Note	Exp. Date	Initial Rate	Num Listed Bonds	Nominal price	Issue price	Last Trade Price	Last Trade Date	Volume Traded	Note	Exp. Date	Initial Rate	Num Listed Bonds	Nominal price	Issue price	Last Trade Price	Last Trade Date	Volume Traded	Note
16/03/2018	---	---	---	---	---	---	---	---	---	---	---	---	---	---	---	---	---	---	15/03/2019	1.25	1,000,000	1,000.00	987.52	---	---	---	---
15/06/2018	---	---	---	---	---	---	---	---	---	---	---	---	---	---	---	---	---	---	14/06/2019	1.09	1,000,000	1,000.00	989.10	---	---	---	---
14/09/2018	---	---	---	---	---	---	---	---	---	---	---	---	---	---	---	---	---	---	13/09/2019	1.09	1,000,000	1,000.00	989.10	---	---	---	---

Bonds in Circulation	Currency / Min nominal traded Value	Coupons Payment Date	Current Coupon Value	Note	Coupon	Trading Unit	Issue Date	Duration (years)	Today's Interest	A.I.C in days	Bonds	Last price of previous days		Last Outcry in Cash (euro)			Trades in Pieces	Life min	Life Max
												Price	Buy / Sell	Price	Buy / Sell	Date			
<b>Corporate Bonds in Foreign Currency and Euro</b>																			
103,746	GBP / 10	01/12	0.25	---	60	1	01/12/1930	98	2.5	360	National Mortgage Bank	2.27	05/02/1996	2.27	S	05/02/1996	---	2.27	2.27
0	GBP / 10	01/12	0.25	---	62	1	01/12/1928	100	2.5	360	National Mortgage Bank	---	---	---	---	---	---	---	---

## Government Bonds Notes

A.I.C: Accrued Interest Calculation base.

FLR: Floating Interest Rate.

The minimum tradeable Nominal Value for all Demeterialised Government Titles is 100 Euros.

(μτφρ-0)

**Athex & ATHEXClear Members List**

Member Name	Stock Market			Derivatives Market		ATHEXClear Member				
	Address	Phone	Fax	Market Member	Remote Member	Market Maker	Proprietary	Market Maker	General Clearing	Direct Clearing
A. SARRIS SECURITIES S.A.				a						
6, DRAGATSANIOU ATHINA	+30 2103367700	210-3312324								
ALPHA BANK A.E.									a	
40, STADIOU STR ATHINA	(210)-3260000	(210)-3264116								
	(210)-3265546	(210)-3265811								
103, AVE. ATHINON ATHINA	+30 2103436820	210-3436270								
ALPHA FINANCE INVESTMENT SERVICES S.A.				a		a	a	a		a
5, MERLIN ATHINA	+30 2103677400	210-33311193								
ARDU PRIME SECURITIES S.A.				a			a			
12-14, KARAGIORGI SERVIAS ATHINA	+30 2103800820	210-3000854								
ARGUS STOCKBROKERS LTD				a	a		a			
25, DIMOSTHENI SEVERI AVE NICOSIA	+357 22717000	0035722717070								
ATLANTIC SECURITIES LIMITED				a	a					
37, PRODROMOU NICOSIA	+357 22445400	00357 22661914								
AXIA VENTURES GROUP LTD				a	a					
, KRANIDIOTI 10, OFFICE 102 NICOSIA	+357 22742000	357 22742001								
AXON SECURITIES S.A.				a			a			
48, STADIOU ATHINA	+30 2103363800	210-3243903								
BANK OF AMERICA MERRILL LYNCH				a	a					
2, KING EDWARD STREET LONDON	+44 20276281000									
BETA SECURITIES S.A.				a		a	a			a
29, ALEXANDRAS AVEN. & VRAILA ATHINA	+30 2106478900	210-6410139								
BNP PARIBAS SECURITIES SERVICES									a	
2, LAMPSAKOU ATHINA	+30 2107468500	210-7468579-581								
CAPITAL SECURITIES S.A.				a			a			
58, MITROPOLEOS ATHINA	+30 2103369700	+30 210 3369820								
CFS SECURITIES-INVESTMENT SERVICES S.A.				a						
3, PAPARRIGOPOULOU ATHINA	+30 2103360800	+30 210-3360980								
CITIGROUP GLOBAL MARKET LTD				a	a					
1, CITIGROUP CENTER, CANADA SQ., CANARY WHARF LONDON	+44 02079864000									
CREDIT SUISSE SECURITIES (EUROPE) LIMITED				a	a					
1, CABOT SQUARE LONDON	+44 2078888888									
CYCLOS SECURITIES S.A.				a			a			a
39, PANEPISTIMIOU ATHINA	+30 2103364300	+30 210-3239122								
DEUTSCHE BANK S.A.				a	a		a			
1, GREAT WINCHESTER STREET LONDON	+44 20 754 54209	00441133361437								
DYNAMIC SECURITIES S.A.				a			a			a
8, OMIROU ATHINA	+30 2103677700	210-3677777								
EUROBANK EQUITIES INVESTMENT FIRM S.A				a		a	a	a		a
, FILELLINON 10 & XENOFONTOS 13 ATHINA	+30 2103720000	210-3720001								
EUROBANK ERGASIAS S.A.									a	
8, OTHONOS STR. ATHINA	(210)-3337969	(210)-3245916								
	(210)-3337000	(210)-3233866								
8, OTHONOS ATHINA	+30 2103337000	210-3245916								
EUROCORP INVESTMENT SERVICES S.A.				a			a			a
14, FILIKIS ETERIAS SQ, ATHINA	+30 2107263500	2107263666								
EUOTRUST INVESTMENT FIRM SA				a						
113, SEVASTOPOLEOS ATHINA	+30 2103363100	+30 210-3238334								
EUROXX SECURITIES S.A.				a		a	a	a		a
7, PALAIOLOGOU CHALANDRI	(210)-6879400	(210)-6879401								
7, PALEOLOGOU CHALANDRI	+30 2106879400	210-6879401								
G. A. PERVANAS SECURITIES-INVESTMENT SERVICES CO S.A.				a						
7-9, SOFOKLEOUS ATHINA	+30 2103727200	210-3210-291								
GLOBAL CAPITAL SECURITIES AND FINANCIAL SERVICES LTD				a	a					
50, AVE. ARCHIEPISKOPOU MAKARIOU NICOSIA	+357 22710710	357 22339332								
HELLENIC BANK (INVESTMENTS) LTD					a					
, AVE.KYRIAKOU MATSI 31 - PO BOX 24747 NICOSIA	+357 22500100	357 22500110								
HELLENIC-AMERICAN SECURITIES S.A.				a		a	a			a
27, ANDREA PAPANDEROU ATHINA	+30 2103311100	+30 210-3215968								
HSBC FRANCE									a	
109-111, AVE. MESOGION ATHINA	+30 2106960000	210-6929336								
INDEX SECURITIES S.A.				a						
6, DRAGATSANIOU ATHINA	+30 2103213920	+30 210-3213216								

Athex & ATHEXCclear Members List

Member Name				Stock Market			Derivatives Market		ATHEXCclear Member	
	Address	Phone	Fax	Market Member	Remote Member	Market Maker	Proprietary	Market Maker	General Clearing	Direct Clearing
INVESTMENT BANK OF GREECE S.A.				a		a	a	a	a	
32 , EGIALIAS & PARADISOU MAROUSI	+30 2108173111	+30 210-6896325								
J. CHR. MAVRIKIS SECURITIES S.A.				a						
5, SOFOKLEOUS ATHINA	+30 2103216730	210-3217767								
KAPPA SECURITIES S.A.				a			a			
15, VALAORITOU ATHINA	+30 2103678600	+30 210-3641002								
KARAMANOF SECURITIES AND INVESTMENT SERVICES S.A.				a			a			
2, SQ. AGION THEODORON ATHINA	+30 2103212947	+30 210-3217088								
LAIKI FINANCIAL SERVICES LTD					a					
26, AVE. VYRONOS NICOSIA	357 22367367	357 22718567								
LEON DEPOLAS SECURITIES S.A.				a		a	a			
1, CHRISTOU LADA ATHINA	+30 2103213276	+30 210-3211618								
MEGA EQUITY SECURITIES & FINANCIAL SERVICES PUBLIC LTD				a	a		a			
42-44, AVE. GRIVA DIGENI NICOSIA	+357 22711711	357 22711811								
MERIT SECURITIES S.A.				a		a	a			a
5, SOFOKLEOUS ATHINA	+30 2141008800	210-6971830								
N. CHRYSOCHOIDIS STOCK BROKERAGE I.S.S.A.				a			a			a
7-9, SOFOKLEOUS ATHINA	+30 2103213913	+30 210-3216115								
NATIONAL BANK OF GREECE S.A.				a		a	a		a	
68, AKADIMIAS STR. ATHINA	(210)-3328817	(210)-3328678								
86, AILOU STR. ATHINA	(210)-3341000	(210)-3228187								
NATIONAL SECURITIES S.A.				a		a	a	a		
66, KIFISIAS AVE , BUILDING A ATHINA	+30 2107720000	+30 210-7720002								
NUNTIUS BROKERAGE AND INVESTMENT SERVICES S.A.				a						
6, DRAGATSANIOU ATHINA	+30 2103350599	+30210-3254846								
ONE PLUS CAPITAL LIMITED				a	a					
, 75 PRODROMOU AVENUE, ONEWORLD PARKVIEW HOUSE, 3RD FLOOR, 22873760										
PANTELAKIS SECURITIES S.A.				a		a	a	a		
57, ETHNIKIS ANTISTASIS B CHALANDRI	+30 2106965000	210-6929550								
PEGASUS SECURITIES S.A.				a			a			
17 , VALAORITOU & AMERIKIS ATHINA	+30 2103670700	+30 210-3670760								
PIRAEUS BANK S.A.				a			a		a	
4, AMERIKIS STR ATHINA	(210)-3335918	(210)-3254207								
4, AMERIKIS STR. ATHINA	(210)-3335000	(210)-3335079								
4, AMERIKIS ATHINA	+30 2103335000	210-3335079								
PIRAEUS SECURITIES S.A.				a		a	a	a		a
10, STADIOU ATHINA	+30 2103354100	210-3354170								
PRELIUM INVESTMENT SERVICES S.A.				a			a			
342, KIFISIAS ATHINA	+30 2103677044	+30 210-6926403								
PROCHOICE SECURITIES LTD				a	a					
57, SPYROU KYPRIANOY NICOSIA	+357-24-661192	+357-24-662464								
SHARELINK SECURITIES-FINANCIAL SERVICES LTD				a	a		a			
6 , THEOTOKI MEGARO ELLINA NICOSIA	+357 22554200	+357 22750852								
SOCIETE GENERALE S.A.				a	a		a			
, 17 COURS VALMY 92987 PUTEAUX - LA DEFENSE PARIS	+33 157290504	+33142138697								
SOLIDUS SECURITIES S.A				a			a			a
64, LOUIZIS RIANCOUR ATHINA	+30 2106900600	210-6985421								
ST. EM. LAVRENTAKIS SECURITIES S.A.				a			a			
7-9, SOFOKLEOUS ATHINA	+30 2103213336	+30 210-3246572								
THE CYPRUS INVESTMENT & SECURITIES CORPORATION LTD				a	a					
154, LIMASSOL AVENUE, STROVOLOS NICOSIA	+357 22121700	357 22338800								
UBS LIMITED				a	a					
1 , FINSBURY AVENUE LONDON	+44 2075687135									

List of Stocks under Market Making operations

Securities	Market Maker	Start Market Making	Stock Category	Suspension Status
<b>FOLLI FOLLIE (CR)</b>				
	NATIONAL SECURITIES S.A.	17/02/2014		
	PIRAEUS SECURITIES S.A.	04/05/2015		
<b>ADMIE (IPTO) HOLDING S.A. (CR)</b>			Main Market	
	PIRAEUS SECURITIES S.A.	29/06/2017		
<b>ALPHA BANK (CR)</b>			Main Market	
	ALPHA FINANCE INVESTMENT SERVICES S.A.	29/02/2016		
	EUROBANK EQUITIES INVESTMENT FIRM S.A.	24/10/2012		
	LEON DEPOLAS SECURITIES S.A.	04/01/2016		
	MERIT SECURITIES S.A.	03/09/2013		
	NATIONAL SECURITIES S.A.	15/01/2013		
	PIRAEUS SECURITIES S.A.	28/05/2013		
<b>ALUMIL (CR)</b>			Main Market	
	BETA SECURITIES S.A.	18/07/2013		
<b>ATTICA BANK S.A. (CR)</b>			Main Market	
	BETA SECURITIES S.A.	02/06/2014		
	EUROXX SECURITIES S.A.	22/01/2016		
	PIRAEUS SECURITIES S.A.	20/09/2017		
<b>ATTICA HOLDINGS (CR)</b>			Main Market	
	HELLENIC-AMERICAN SECURITIES S.A.	28/12/2017		
<b>AUTOHELLAS SA (CR)</b>			Main Market	
	EUROXX SECURITIES S.A.	02/07/2018		
<b>BYTE COMPUTER SA (CR)</b>			Main Market	
	MERIT SECURITIES S.A.	04/08/2013		
<b>CC HBC AG (CR)</b>			Main Market	
	EUROBANK EQUITIES INVESTMENT FIRM S.A.	23/10/2013		
	NATIONAL SECURITIES S.A.	29/04/2013		
	PIRAEUS SECURITIES S.A.	04/05/2015		
<b>CENERGY HOLDINGS (CB)</b>			Main Market	
	ALPHA FINANCE INVESTMENT SERVICES S.A.	02/01/2017		
	EUROBANK EQUITIES INVESTMENT FIRM S.A.	02/01/2017		
<b>CNL CAPITAL (CR)</b>			Main Market	
	MERIT SECURITIES S.A.	01/10/2018		
<b>EKTER SA (CR)</b>			Main Market	
	EUROBANK EQUITIES INVESTMENT FIRM S.A.	16/10/2017		
	LEON DEPOLAS SECURITIES S.A.	21/05/2018		
<b>ELASTRON (CR)</b>			Main Market	
	LEON DEPOLAS SECURITIES S.A.	20/02/2017		
<b>ELLAKTOR (CR)</b>			Main Market	
	EUROBANK EQUITIES INVESTMENT FIRM S.A.	01/06/2013		
	EUROXX SECURITIES S.A.	24/09/2018		
	NATIONAL SECURITIES S.A.	25/06/2013		
	PIRAEUS SECURITIES S.A.	22/10/2018		
<b>ELTON SA (CR)</b>			Main Market	
	BETA SECURITIES S.A.	03/09/2013		
<b>ELVALHALCOR (CB)</b>			Main Market	
	ALPHA FINANCE INVESTMENT SERVICES S.A.	07/05/2018		
	EUROBANK EQUITIES INVESTMENT FIRM S.A.	07/05/2018		
<b>EUROBANK ERGASIAS (CR)</b>			Main Market	
	ALPHA FINANCE INVESTMENT SERVICES S.A.	08/01/2013		
	EUROBANK EQUITIES INVESTMENT FIRM S.A.	01/06/2013		
	HELLENIC-AMERICAN SECURITIES S.A.	25/07/2014		
	MERIT SECURITIES S.A.	06/11/2017		
	NATIONAL SECURITIES S.A.	01/01/2017		
	PIRAEUS SECURITIES S.A.	28/09/2013		
<b>FOURLIS (CR)</b>			Main Market	
	EUROBANK EQUITIES INVESTMENT FIRM S.A.	01/12/2016		
	EUROXX SECURITIES S.A.	01/12/2016		
	PIRAEUS SECURITIES S.A.	06/03/2017		
<b>GEK TERNA (CR)</b>			Main Market	
	HELLENIC-AMERICAN SECURITIES S.A.	07/09/2015		
<b>GR. SARANTIS S.A. (CR)</b>			Main Market	
	ALPHA FINANCE INVESTMENT SERVICES S.A.	19/06/2018		
	BETA SECURITIES S.A.	14/05/2013		
	EUROBANK EQUITIES INVESTMENT FIRM S.A.	24/10/2016		
<b>GRIVALIA PROPERTIES (CR)</b>			Main Market	
	EUROBANK EQUITIES INVESTMENT FIRM S.A.	20/09/2017		

List of Stocks under Market Making operations

Securities	Market Maker	Start Market Making	Stock Category
<b>HELLENIC EXCHANGES-A.S.E. (CR)</b>			Main Market
	HELLENIC-AMERICAN SECURITIES S.A.	01/09/2014	
	NATIONAL SECURITIES S.A.	25/06/2013	
	PIRAEUS SECURITIES S.A.	04/05/2015	
<b>HELLENIC PETROLEUM (CR)</b>			Main Market
	HELLENIC-AMERICAN SECURITIES S.A.	14/09/2015	
	PIRAEUS SECURITIES S.A.	20/03/2017	
<b>HYGEIA SA (CR)</b>			Main Market
	HELLENIC-AMERICAN SECURITIES S.A.	18/04/2016	
<b>INTRACOM CONSTR. (CR)</b>			Main Market
	MERIT SECURITIES S.A.	05/06/2018	
<b>INTRACOM HOLDINGS (CR)</b>			Main Market
	ALPHA FINANCE INVESTMENT SERVICES S.A.	03/08/2018	
	LEON DEPOLAS SECURITIES S.A.	08/10/2018	
<b>INTRALOT (CR)</b>			Main Market
	ALPHA FINANCE INVESTMENT SERVICES S.A.	03/07/2017	
	EUROBANK EQUITIES INVESTMENT FIRM S.A.	18/12/2017	
	HELLENIC-AMERICAN SECURITIES S.A.	30/05/2018	
	PANTELAKIS SECURITIES S.A.	07/05/2018	
	PIRAEUS SECURITIES S.A.	28/09/2013	
<b>J &amp; P - AVAX SA (CR)</b>			Main Market
	EUROBANK EQUITIES INVESTMENT FIRM S.A.	14/12/2015	
<b>JUMBO SA (CR)</b>			Main Market
	MERIT SECURITIES S.A.	06/11/2017	
	PIRAEUS SECURITIES S.A.	06/03/2017	
<b>KLOUKINAS - LAPPAS SA (CR)</b>			Main Market
	BETA SECURITIES S.A.	22/09/2014	
<b>KRI-KRI S.A. (CR)</b>			Main Market
	EUROBANK EQUITIES INVESTMENT FIRM S.A.	07/05/2018	
	LEON DEPOLAS SECURITIES S.A.	16/01/2017	
<b>LAMDA DEVELOPMENT SA (CR)</b>			Main Market
	EUROBANK EQUITIES INVESTMENT FIRM S.A.	08/12/2014	
	PANTELAKIS SECURITIES S.A.	06/11/2017	
	PIRAEUS SECURITIES S.A.	29/06/2017	
<b>LAMPSPA HOTEL SA (CR)</b>			Main Market
	LEON DEPOLAS SECURITIES S.A.	16/01/2017	
<b>MARFIN INVESTMENT GROUP (CR)</b>			Main Market
	HELLENIC-AMERICAN SECURITIES S.A.	25/07/2014	
	LEON DEPOLAS SECURITIES S.A.	20/02/2017	
	PIRAEUS SECURITIES S.A.	02/02/2013	
<b>MLS MULTIMEDIA SA (CR)</b>			Main Market
	HELLENIC-AMERICAN SECURITIES S.A.	07/12/2015	
<b>MOTOR OIL (CR)</b>			Main Market
	HELLENIC-AMERICAN SECURITIES S.A.	01/09/2014	
	NATIONAL SECURITIES S.A.	17/02/2014	
	PIRAEUS SECURITIES S.A.	04/05/2015	
<b>MYTILINEOS HOLDINGS (CR)</b>			Main Market
	EUROBANK EQUITIES INVESTMENT FIRM S.A.	20/09/2017	
	NATIONAL SECURITIES S.A.	25/06/2013	
	PIRAEUS SECURITIES S.A.	04/05/2015	
<b>NATIONAL BANK (CR)</b>			Main Market
	ALPHA FINANCE INVESTMENT SERVICES S.A.	08/01/2013	
	EUROBANK EQUITIES INVESTMENT FIRM S.A.	24/10/2012	
	HELLENIC-AMERICAN SECURITIES S.A.	25/07/2014	
	LEON DEPOLAS SECURITIES S.A.	20/04/2015	
	MERIT SECURITIES S.A.	03/09/2013	
	NATIONAL SECURITIES S.A.	28/02/2013	
	PIRAEUS SECURITIES S.A.	08/09/2013	
<b>OPAP (CR)</b>			Main Market
	ALPHA FINANCE INVESTMENT SERVICES S.A.	08/01/2013	
	EUROBANK EQUITIES INVESTMENT FIRM S.A.	24/10/2012	
	HELLENIC-AMERICAN SECURITIES S.A.	25/07/2014	
	MERIT SECURITIES S.A.	20/03/2017	
	NATIONAL SECURITIES S.A.	15/01/2013	
	PIRAEUS SECURITIES S.A.	04/05/2015	

List of Stocks under Market Making operations

Securities	Market Maker	Start Market Making	Stock Category
<b>OTE (CR)</b>			<b>Main Market</b>
	ALPHA FINANCE INVESTMENT SERVICES S.A.	08/01/2013	
	EUROBANK EQUITIES INVESTMENT FIRM S.A	24/10/2012	
	HELLENIC-AMERICAN SECURITIES S.A.	25/07/2014	
	MERIT SECURITIES S.A	20/03/2017	
	NATIONAL SECURITIES S.A	01/12/2012	
	PIRAEUS SECURITIES S.A.	08/09/2013	
<b>PAPOUTSANIS (CR)</b>			<b>Main Market</b>
	BETA SECURITIES S.A.	25/11/2013	
<b>PETROPOULOS PETROS (CR)</b>			<b>Main Market</b>
	BETA SECURITIES S.A.	28/05/2013	
<b>PIRAEUS BANK (CR)</b>			<b>Main Market</b>
	EUROBANK EQUITIES INVESTMENT FIRM S.A	23/10/2012	
	EUROXX SECURITIES S.A.	15/02/2016	
	MERIT SECURITIES S.A	16/09/2013	
	NATIONAL SECURITIES S.A	02/06/2013	
	PIRAEUS SECURITIES S.A.	16/02/2013	
<b>PLAISIO COMPUTERS SA (CR)</b>			<b>Main Market</b>
	BETA SECURITIES S.A.	05/05/2014	
	EUROBANK EQUITIES INVESTMENT FIRM S.A	02/03/2015	
<b>PPC (CR)</b>			<b>Main Market</b>
	ALPHA FINANCE INVESTMENT SERVICES S.A.	08/01/2013	
	ALPHA FINANCE INVESTMENT SERVICES S.A.	23/07/2018	
	EUROBANK EQUITIES INVESTMENT FIRM S.A	23/10/2012	
	HELLENIC-AMERICAN SECURITIES S.A.	28/12/2017	
	MERIT SECURITIES S.A	06/11/2017	
	NATIONAL SECURITIES S.A	26/03/2013	
	PIRAEUS SECURITIES S.A.	28/09/2013	
<b>QUALITY &amp; RELIABILITY SA (CR)</b>			<b>Main Market</b>
	BETA SECURITIES S.A.	20/08/2014	
<b>QUEST HOLDINGS (CR)</b>			<b>Main Market</b>
	BETA SECURITIES S.A.	26/03/2018	
<b>S.KANAKIS SA (CR)</b>			<b>Main Market</b>
	BETA SECURITIES S.A.	01/10/2013	
<b>THRACE PLASTICS SA (CR)</b>			<b>Main Market</b>
	ALPHA FINANCE INVESTMENT SERVICES S.A.	26/03/2018	
	EUROBANK EQUITIES INVESTMENT FIRM S.A	26/03/2018	
<b>TITAN CEMENT (CR)</b>			<b>Main Market</b>
	NATIONAL SECURITIES S.A	17/02/2014	
	PIRAEUS SECURITIES S.A.	04/05/2015	
<b>VIOHALCO SA/IV (CB)</b>			<b>Main Market</b>
	ALPHA FINANCE INVESTMENT SERVICES S.A.	17/02/2014	
	EUROBANK EQUITIES INVESTMENT FIRM S.A	01/01/2017	
	MERIT SECURITIES S.A	17/03/2014	



Underlying Asset				Derivatives Market														
Price max	Price min	Closing price	change	Delivery Month	Open price	Price max	Price min	Last price	Closing price	Last Bid	Last Ask	Fixing price*	Life high	Life low	Trades	Volume	Open Interest	
<b>FTSE/Athex Large Cap</b>				(Trade Unit: 1 Index Point x 2E, Cash Settlement)														
1,720.96	1,688.11	1,705.11	-0.92%	December 2018	1,699.00	1,709.50	1,681.25	1,698.00	1,698.00	---	---	1,701.50	1,741.00	---	279	1,394	4,006	
				January 2019	1,700.00	1,709.00	1,683.00	1,704.00	1,704.00	---	---	1,701.00	---	1,740.00	---	42	204	219
				February 2019	---	---	---	---	1,727.75	---	---	---	---	---	---	---	---	
				March 2019	---	---	---	---	1,730.50	---	---	---	---	---	---	---	---	
				June 2019	---	---	---	---	1,740.00	---	---	---	---	---	---	---	---	
				September 2019	---	---	---	---	1,748.50	---	---	---	---	---	---	---	---	

Derivatives notes

Fixing prices and final open positions can be retrieved from the following path <http://www.helex.gr/el/web/guest/statistics-end-of-day-derivatives>

Underlying Asset				Derivatives Market														
Price max	Price min	Closing price	change	Delivery Month	Open price	Price max	Price min	Last price	Closing price	Last Bid	Last Ask	Fixing price*	Life high	Life low	Trades	Volume	Open Interest	
<b>ADMIE (IPTO) HOLDING S.A. (CR)</b>				(Contract Size: 100 Securities, Physical Delivery)														
1.64	1.584	1.628	-0.73%	December 2018	1.60	1.64	1.59	1.64	1.64	---	---	1.64	1.74	---	40	255	9,283	
				March 2019	1.61	1.62	1.60	1.62	1.62	---	---	1.65	---	1.67	---	3	12	64
				June 2019	---	---	---	---	1.66	---	---	---	---	---	---	---	---	
				September 2019	---	---	---	---	1.67	---	---	---	---	---	---	---	---	
<b>ALPHA BANK (CR)</b>				(Contract Size: 100 Securities, Physical Delivery)														
1.33	1.282	1.31	-2.96%	December 2018	1.33	1.33	1.28	1.29	1.29	---	---	1.31	1.70	---	235	3,927	22,053	
				March 2019	1.32	1.35	1.29	1.31	1.31	---	---	1.32	---	1.44	---	31	564	1,033
				June 2019	---	---	---	---	1.36	---	---	---	---	---	---	---	---	
				September 2019	---	---	---	---	1.37	---	---	---	---	---	---	---	---	
<b>ATTICA BANK S.A. (CR)</b>				(Contract Size: 100 Securities, Physical Delivery)														
0.125	0.1216	0.1216	-2.56%	December 2018	---	---	---	---	0.125	---	---	0.120	0.176	---	---	---	339	
				March 2019	---	---	---	---	0.125	---	---	---	---	---	---	---	---	
				June 2019	---	---	---	---	0.126	---	---	---	---	---	---	---	---	
				September 2019	---	---	---	---	0.127	---	---	---	---	---	---	---	---	
<b>CC HBC AG (CR)</b>				(Contract Size: 100 Securities, Physical Delivery)														
26.87	26.42	26.42	-1.57%	December 2018	26.60	26.90	26.44	26.46	26.46	---	---	26.32	29.55	---	12	27	242	
				March 2019	26.43	26.43	26.35	26.35	26.35	---	---	26.27	---	27.08	---	2	2	3
				June 2019	---	---	---	---	27.14	---	---	---	---	---	---	---	---	
				September 2019	---	---	---	---	27.27	---	---	---	---	---	---	---	---	
<b>CENERGY HOLDINGS (CB)</b>				(Contract Size: 100 Securities, Physical Delivery)														
1.216	1.19	1.2	-1.32%	December 2018	1.20	1.20	1.20	1.20	1.20	---	---	1.19	1.29	---	1	2	4,136	
				March 2019	1.19	1.21	1.19	1.21	1.21	---	---	1.19	---	1.28	---	6	62	571
				June 2019	---	---	---	---	1.23	---	---	---	---	---	---	---	---	
				September 2019	---	---	---	---	1.24	---	---	---	---	---	---	---	---	
<b>ELLAKTOR (CR)</b>				(Contract Size: 100 Securities, Physical Delivery)														
1.414	1.38	1.398	-0.85%	December 2018	1.39	1.41	1.37	1.40	1.40	---	---	1.39	1.79	---	52	253	4,917	
				March 2019	1.41	1.41	1.41	1.41	1.41	---	---	1.40	---	1.42	---	1	11	85
				June 2019	---	---	---	---	1.43	---	---	---	---	---	---	---	---	
				September 2019	---	---	---	---	1.43	---	---	---	---	---	---	---	---	
<b>EUROBANK ERGASIAS (CR)</b>				(Contract Size: 100 Securities, Physical Delivery)														
0.5475	0.527	0.545	0.18%	December 2018	0.537	0.548	0.527	0.545	0.545	---	---	0.540	0.716	---	241	5,838	55,233	
				March 2019	0.538	0.546	0.525	0.544	0.544	---	---	0.540	---	0.596	---	79	1,957	9,537
				June 2019	---	---	---	---	0.550	---	---	---	---	---	---	---	---	
				September 2019	---	---	---	---	0.553	---	---	---	---	---	---	---	---	

Derivatives notes

Fixing prices and final open positions can be retrieved from the following path <http://www.helex.gr/el/web/guest/statistics-end-of-day-derivatives>

Underlying Asset				Derivatives Market													
Price max	Price min	Closing price	change	Delivery Month	Open price	Price max	Price min	Last price	Closing price	Last Bid	Last Ask	Fixing price*	Life high	Life low	Trades	Volume	Open Interest
<b>EYDAP S.A. (CR)</b>				(Contract Size: 100 Securities, Physical Delivery)													
5.11	4.995	5.03	-0.40%	December 2018	5.01	5.05	5.00	5.03	5.03	---	---	5.04	5.53	---	7	24	666
				March 2019	---	---	---	---	5.08	---	---	---	---	---	---	---	---
				June 2019	---	---	---	---	5.11	---	---	---	---	---	---	---	---
				September 2019	---	---	---	---	5.13	---	---	---	---	---	---	---	---
<b>FOURLIS (CR)</b>				(Contract Size: 100 Securities, Physical Delivery)													
4.79	4.66	4.705	0.11%	December 2018	4.74	4.74	4.74	4.74	4.74	---	---	4.66	5.77	---	1	1	168
				March 2019	---	---	---	---	4.73	---	---	4.65	4.24	---	---	---	---
				June 2019	---	---	---	---	4.75	---	---	4.70	4.55	---	---	---	1
				September 2019	---	---	---	---	4.78	---	---	---	---	---	---	---	---
<b>GEK TERNA (CR)</b>				(Contract Size: 100 Securities, Physical Delivery)													
4.66	4.52	4.64	-1.07%	December 2018	4.57	4.65	4.57	4.63	4.63	---	---	4.67	5.30	---	20	54	4,981
				March 2019	4.62	4.66	4.62	4.63	4.63	---	---	4.68	4.66	---	3	8	30
				June 2019	---	---	---	---	4.74	---	---	---	---	---	---	---	---
				September 2019	---	---	---	---	4.77	---	---	---	---	---	---	---	---
<b>GRIVALIA PROPERTIES (CR)</b>				(Contract Size: 100 Securities, Physical Delivery)													
8.8	8.5	8.7	-1.14%	December 2018	8.55	8.66	8.55	8.60	8.60	---	---	8.61	9.39	---	6	26	203
				March 2019	---	---	---	---	8.85	---	---	8.67	9.30	---	---	---	1
				June 2019	---	---	---	---	8.90	---	---	---	---	---	---	---	---
				September 2019	---	---	---	---	8.94	---	---	---	---	---	---	---	---
<b>HELLENIC EXCHANGES-A.S.E. (CR)</b>				(Contract Size: 100 Securities, Physical Delivery)													
4.11	3.97	4.08	-0.24%	December 2018	4.04	4.10	4.04	4.09	4.09	---	---	4.05	4.52	---	24	54	602
				March 2019	---	---	---	---	4.11	---	---	3.93	3.75	---	---	---	4
				June 2019	---	---	---	---	4.13	---	---	---	---	---	---	---	---
				September 2019	---	---	---	---	4.16	---	---	---	---	---	---	---	---
<b>HELLENIC PETROLEUM (CR)</b>				(Contract Size: 100 Securities, Physical Delivery)													
7.98	7.85	7.98	0.63%	December 2018	7.70	7.76	7.65	7.75	7.75	---	---	7.72	7.87	---	54	175	2,466
				March 2019	7.72	7.82	7.72	7.82	7.82	---	---	7.79	7.82	---	9	121	126
				June 2019	---	---	---	---	8.02	---	---	---	---	---	---	---	---
				September 2019	---	---	---	---	8.06	---	---	---	---	---	---	---	---
<b>INTRACOM HOLDINGS (CR)</b>				(Contract Size: 57 Securities, Physical Delivery)													
0.68	0.643	0.665	-1.63%	December 2018	---	---	---	---	0.677	---	---	0.750	1.17	---	---	---	4,420
				March 2019	0.670	0.670	0.670	0.670	0.670	---	---	0.762	0.760	---	2	6	292
				June 2019	---	---	---	---	0.683	---	---	---	---	---	---	---	---
				September 2019	---	---	---	---	0.687	---	---	---	---	---	---	---	---

Derivatives notes

Fixing prices and final open positions can be retrieved from the following path <http://www.helex.gr/el/web/guest/statistics-end-of-day-derivatives>

Underlying Asset				Derivatives Market													
Price max	Price min	Closing price	change	Delivery Month	Open price	Price max	Price min	Last price	Closing price	Last Bid	Last Ask	Fixing price*	Life high	Life low	Trades	Volume	Open Interest
<b>INTRALOT (CR)</b>				(Contract Size: 100 Securities, Physical Delivery)													
0.521	0.493	0.502	-1.57%	December 2018	0.510	0.518	0.500	0.502	0.502	---	---	0.501	0.740	---	23	121	3,715
				March 2019	---	---	---	---	0.513	---	---	0.497	0.522	---	---	---	41
				June 2019	---	---	---	---	0.516	---	---	---	---	---	---	---	---
				September 2019	---	---	---	---	0.518	---	---	---	---	---	---	---	---
<b>JUMBO SA (CR)</b>				(Contract Size: 100 Securities, Physical Delivery)													
13.8	13.42	13.66	-1.01%	December 2018	13.49	13.60	13.32	13.58	13.58	---	---	13.61	13.65	---	16	41	1,001
				March 2019	13.60	13.60	13.60	13.60	13.60	---	---	13.65	13.77	---	1	1	5
				June 2019	---	---	---	---	13.95	---	---	---	---	---	---	---	---
				September 2019	---	---	---	---	14.02	---	---	---	---	---	---	---	---
<b>LAMDA DEVELOPMENT SA (CR)</b>				(Contract Size: 100 Securities, Physical Delivery)													
6.18	6.02	6.1	0.00%	December 2018	6.05	6.14	6.04	6.11	6.11	---	---	6.13	6.95	---	35	81	1,772
				March 2019	---	---	---	---	6.13	---	---	6.17	6.01	---	---	---	33
				June 2019	---	---	---	---	6.17	---	---	---	---	---	---	---	---
				September 2019	---	---	---	---	6.20	---	---	---	---	---	---	---	---
<b>MARFIN INVESTMENT GROUP (CR)</b>				(Contract Size: 100 Securities, Physical Delivery)													
0.0735	0.07	0.0733	0.96%	December 2018	0.072	0.075	0.072	0.074	0.074	---	---	0.074	0.101	---	15	193	49,386
				March 2019	0.072	0.074	0.072	0.074	0.074	---	---	0.075	0.092	---	4	223	3,151
				June 2019	---	---	---	---	0.073	---	---	---	---	---	---	---	---
				September 2019	---	---	---	---	0.074	---	---	---	---	---	---	---	---
<b>MOTOR OIL (CR)</b>				(Contract Size: 100 Securities, Physical Delivery)													
21.8	21.25	21.35	-1.16%	December 2018	21.28	21.30	21.07	21.07	21.07	---	---	21.36	23.35	---	21	44	242
				March 2019	---	---	---	---	21.72	---	---	21.42	22.05	---	---	---	7
				June 2019	---	---	---	---	21.84	---	---	---	---	---	---	---	---
				September 2019	---	---	---	---	21.95	---	---	---	---	---	---	---	---
<b>MYTILINEOS HOLDINGS (CR)</b>				(Contract Size: 100 Securities, Physical Delivery)													
8.1	7.89	7.9	-2.47%	December 2018	8.00	8.10	7.89	7.91	7.91	---	---	7.91	9.05	---	136	640	7,913
				March 2019	8.08	8.08	7.95	7.95	7.95	---	---	7.95	8.75	---	12	22	130
				June 2019	---	---	---	---	8.19	---	---	7.58	7.24	---	---	---	30
				September 2019	---	---	---	---	8.23	---	---	---	---	---	---	---	---
<b>NATIONAL BANK (CR)</b>				(Contract Size: 10 Securities, Physical Delivery)													
1.179	1.107	1.16	0.00%	December 2018	1.13	1.18	1.11	1.17	1.17	---	---	1.17	2.30	---	219	45,146	231,159
				March 2019	1.15	1.18	1.11	1.18	1.18	---	---	1.18	1.23	---	87	3,169	7,179
				June 2019	---	---	---	---	1.17	---	---	---	---	---	---	---	---
				September 2019	---	---	---	---	1.18	---	---	---	---	---	---	---	---

Derivatives notes

Fixing prices and final open positions can be retrieved from the following path <http://www.helex.gr/el/web/guest/statistics-end-of-day-derivatives>

Underlying Asset				Derivatives Market													
Price max	Price min	Closing price	change	Delivery Month	Open price	Price max	Price min	Last price	Closing price	Last Bid	Last Ask	Fixing price*	Life high	Life low	Trades	Volume	Open Interest
<b>OPAP (CR)</b>				(Contract Size: 100 Securities, Physical Delivery)													
8.765	8.53	8.7	0.00%	December 2018	8.66	8.75	8.54	8.71	8.71	---	---	8.73	9.67	---	40	190	2,154
				March 2019	8.76	8.76	8.76	8.76	8.76	---	---	8.76	9.16	---	1	5	452
				June 2019	---	---	---	---	8.80	---	---	---	---	---	---	---	---
				September 2019	---	---	---	---	8.84	---	---	---	---	---	---	---	---
<b>OTE (CR)</b>				(Contract Size: 100 Securities, Physical Delivery)													
10.96	10.68	10.96	0.64%	December 2018	10.77	10.99	10.67	10.96	10.96	---	---	10.94	11.06	---	136	720	2,058
				March 2019	10.80	10.99	10.72	10.97	10.97	---	---	10.95	10.99	---	6	6	19
				June 2019	---	---	---	---	11.01	---	---	---	---	---	---	---	---
				September 2019	---	---	---	---	11.06	---	---	---	---	---	---	---	---
<b>P.P.A. S.A. (CR)</b>				(Contract Size: 100 Securities, Physical Delivery)													
15.82	15.4	15.76	1.03%	December 2018	15.64	15.64	15.51	15.51	15.51	---	---	15.86	16.84	---	2	2	265
				March 2019	---	---	---	---	15.69	---	---	16.08	16.48	---	---	---	291
				June 2019	---	---	---	---	15.77	---	---	---	---	---	---	---	---
				September 2019	---	---	---	---	15.85	---	---	---	---	---	---	---	---
<b>PIRAEUS BANK (CR)</b>				(Contract Size: 100 Securities, Physical Delivery)													
0.984	0.9175	0.971	2.32%	December 2018	0.935	0.985	0.919	0.971	0.971	---	---	0.971	2.47	---	227	2,565	19,569
				March 2019	0.950	0.999	0.921	0.999	0.999	---	---	0.972	1.25	---	13	88	702
				June 2019	---	---	---	---	0.959	---	---	---	---	---	---	---	---
				September 2019	---	---	---	---	0.964	---	---	---	---	---	---	---	---
<b>PPC (CR)</b>				(Contract Size: 100 Securities, Physical Delivery)													
1.403	1.35	1.39	-1.42%	December 2018	1.40	1.40	1.36	1.38	1.38	---	---	1.38	1.75	---	93	538	8,991
				March 2019	1.38	1.40	1.37	1.39	1.39	---	---	1.39	1.48	---	25	215	312
				June 2019	---	---	---	---	1.43	---	---	---	---	---	---	---	---
				September 2019	---	---	---	---	1.43	---	---	---	---	---	---	---	---
<b>TERNA ENERGY (CR)</b>				(Contract Size: 100 Securities, Physical Delivery)													
6.08	5.99	6	-0.83%	December 2018	6.02	6.03	6.00	6.00	6.00	---	---	6.02	6.52	---	10	27	6,332
				March 2019	6.09	6.09	6.05	6.05	6.05	---	---	6.10	6.26	---	4	13	1,934
				June 2019	---	---	---	---	6.12	---	---	---	---	---	---	---	---
				September 2019	---	---	---	---	6.15	---	---	---	---	---	---	---	---
<b>TITAN CEMENT (CR)</b>				(Contract Size: 100 Securities, Physical Delivery)													
19.98	19.62	19.76	-1.10%	December 2018	---	---	---	---	20.00	---	---	19.79	22.26	---	---	---	221
				March 2019	19.85	19.85	19.85	19.85	19.85	---	---	19.76	19.85	---	1	5	17
				June 2019	---	---	---	---	20.20	---	---	---	---	---	---	---	---
				September 2019	---	---	---	---	20.30	---	---	---	---	---	---	---	---

Derivatives notes

Fixing prices and final open positions can be retrieved from the following path <http://www.helex.gr/el/web/guest/statistics-end-of-day-derivatives>

Underlying Asset				Derivatives Market													
Price max	Price min	Closing price	change	Delivery Month	Open price	Price max	Price min	Last price	Closing price	Last Bid	Last Ask	Fixing price*	Life high	Life low	Trades	Volume	Open Interest
<b>VIOHALCO SA/NV (CB)</b>				(Contract Size: 100 Securities, Physical Delivery)													
2.76	2.67	2.69	-2.18%	December 2018	2.73	2.75	2.68	2.70	2.70	---	---	2.70	3.17	---	64	279	5,288
				March 2019	---	---	---	---	2.77	---	---	2.72	---	2.80	---	---	2
				June 2019	---	---	---	---	2.78	---	---	---	---	---	---	---	---
				September 2019	---	---	---	---	2.79	---	---	---	---	---	---	---	---

Derivatives notes

Fixing prices and final open positions can be retrieved from the following path <http://www.helex.gr/el/web/guest/statistics-end-of-day-derivatives>

FTSE/Athex Large Cap

(Trade Unit: 1 Index Point x 2€ - Exercise Style: European, Cash Settlement)

Call Options														Put Options																							
December 2018							January 2019							Other Months		December 2018							January 2019							Other Months		Exercise Price					
Open price	Price max	Price min	Last price	Closing price	Volume	Open Interest	Open price	Price max	Price min	Last price	Closing price	Volume	Open Interest	Volume	Open Interest	Open price	Price max	Price min	Last price	Closing price	Volume	Open Interest	Open price	Price max	Price min	Last price	Closing price	Volume	Open Interest	Volume	Open Interest						
1,425	0.00	0.00	0.00	-	286.00	-	-	0.00	0.00	0.00	-	287.00	-	-	0.00	0.00	0.00	-	0.03	-	-	0.00	0.00	0.00	-	0.01	-	-	0.00	0.00	0.00	-	0.04	-	-	1,425	
1,450	0.00	0.00	0.00	-	262.00	-	-	0.00	0.00	0.00	-	262.00	-	-	0.00	0.00	0.00	-	0.10	-	-	0.00	0.00	0.00	-	0.04	-	-	0.00	0.00	0.00	-	0.04	-	-	1,450	
1,475	0.00	0.00	0.00	-	237.00	-	-	0.00	0.00	0.00	-	237.00	-	-	0.00	0.00	0.00	-	0.32	-	-	0.00	0.00	0.00	-	0.12	-	-	0.00	0.00	0.00	-	0.12	-	-	1,475	
1,500	0.00	0.00	0.00	-	212.00	-	-	0.00	0.00	0.00	-	212.00	-	-	0.00	0.00	0.00	-	0.01	-	1	0.00	0.00	0.00	-	0.30	-	-	0.00	0.00	0.00	-	0.30	-	-	1,500	
1,525	0.00	0.00	0.00	-	187.00	-	20	0.00	0.00	0.00	-	187.00	-	-	0.00	0.00	0.00	-	0.01	-	17	0.00	0.00	0.00	-	0.69	-	26	0.00	0.00	0.00	-	0.69	-	26	1,525	
1,550	0.00	0.00	0.00	-	162.00	-	21	0.00	0.00	0.00	-	163.00	-	-	0.00	0.00	0.00	-	0.03	-	50	0.00	0.00	0.00	-	1.50	-	41	0.00	0.00	0.00	-	1.50	-	41	1,550	
1,575	0.00	0.00	0.00	-	137.00	-	38	0.00	0.00	0.00	-	140.00	-	20	0.00	0.00	0.00	-	0.15	-	89	0.00	0.00	0.00	-	2.90	-	82	0.00	0.00	0.00	-	2.90	-	82	1,575	
1,600	0.00	0.00	0.00	-	112.00	-	49	0.00	0.00	0.00	-	117.00	-	66	0.00	0.00	0.00	-	0.56	-	84	0.00	0.00	0.00	-	5.30	-	20	0.00	0.00	0.00	-	5.30	-	20	1,600	
1,625	0.00	0.00	0.00	-	88.50	-	70	0.00	0.00	0.00	-	96.00	-	88	0.00	0.00	0.00	-	1.70	-	134	0.00	0.00	0.00	-	9.10	-	21	0.00	0.00	0.00	-	9.10	-	21	1,625	
1,650	54.00	54.00	54.00	54.00	54.00	1	136	0.00	0.00	0.00	-	77.00	-	143	6.30	54.00	6.30	6.30	6.30	3	195	23.75	23.75	23.75	23.75	23.75	20	112	23.75	23.75	23.75	23.75	23.75	20	112	1,650	
1,675	38.00	38.00	27.00	37.00	37.00	45	60	50.00	50.00	50.00	50.00	50.00	1	2	15.00	38.00	15.00	17.75	17.75	22	214	28.75	30.00	28.00	28.25	28.25	45	62	28.75	30.00	28.00	28.25	28.25	45	62	1,675	
1,700	0.00	0.00	0.00	-	30.00	-	45	31.50	31.50	31.50	31.50	31.50	20	20	25.00	0.00	25.00	28.00	28.00	27	97	0.00	0.00	0.00	-	32.75	-	106	0.00	0.00	0.00	-	32.75	-	106	1,700	
1,725	9.50	9.50	9.00	9.00	9.00	52	80	27.75	28.75	22.00	28.75	28.75	65	70	49.00	9.50	46.00	46.00	46.00	7	58	0.00	0.00	0.00	-	45.50	-	-	0.00	0.00	0.00	-	45.50	-	-	1,725	
1,750	6.00	6.00	4.00	4.00	4.00	10	15	0.00	0.00	0.00	-	23.00	-	20	0.00	6.00	0.00	-	47.75	-	-	79.00	79.00	79.00	79.00	79.00	1	2	79.00	79.00	79.00	79.00	79.00	1	2	1,750	
1,775	0.00	0.00	0.00	-	4.60	-	-	0.00	0.00	0.00	-	15.75	-	-	0.00	0.00	0.00	-	68.00	-	-	0.00	0.00	0.00	-	78.50	-	-	0.00	0.00	0.00	-	78.50	-	-	1,775	
1,800	0.00	0.00	0.00	-	2.00	-	-	0.00	0.00	0.00	-	10.25	-	20	0.00	0.00	0.00	-	90.00	-	-	0.00	0.00	0.00	-	98.00	-	20	0.00	0.00	0.00	-	98.00	-	20	1,800	
1,825	0.00	0.00	0.00	-	0.77	-	-	0.00	0.00	0.00	-	6.50	-	-	0.00	0.00	0.00	-	114.00	-	-	0.00	0.00	0.00	-	119.00	-	-	0.00	0.00	0.00	-	119.00	-	-	1,825	
1,850	0.00	0.00	0.00	-	0.27	-	-	0.00	0.00	0.00	-	4.00	-	-	0.00	0.00	0.00	-	138.00	-	-	0.00	0.00	0.00	-	141.00	-	-	0.00	0.00	0.00	-	141.00	-	-	1,850	
1,875	0.00	0.00	0.00	-	0.08	-	-	-	-	-	-	-	-	-	0.00	0.00	0.00	-	163.00	-	-	-	-	-	-	-	-	-	-	-	-	-	-	-	-	1,875	
1,900	0.00	0.00	0.00	-	0.02	-	-	-	-	-	-	-	-	-	0.00	0.00	0.00	-	188.00	-	-	-	-	-	-	-	-	-	-	-	-	-	-	-	-	1,900	
1,925	0.00	0.00	0.00	-	0.01	-	-	-	-	-	-	-	-	-	0.00	0.00	0.00	-	213.00	-	-	-	-	-	-	-	-	-	-	-	-	-	-	-	-	-	1,925
1,950	0.00	0.00	0.00	-	0.01	-	-	-	-	-	-	-	-	-	0.00	0.00	0.00	-	238.00	-	-	-	-	-	-	-	-	-	-	-	-	-	-	-	-	-	1,950
1,975	0.00	0.00	0.00	-	0.01	-	-	-	-	-	-	-	-	-	0.00	0.00	0.00	-	263.00	-	-	-	-	-	-	-	-	-	-	-	-	-	-	-	-	-	1,975
2,000	0.00	0.00	0.00	-	0.01	-	-	-	-	-	-	-	-	-	0.00	0.00	0.00	-	288.00	-	-	-	-	-	-	-	-	-	-	-	-	-	-	-	-	-	2,000
2,050	0.00	0.00	0.00	-	0.01	-	-	-	-	-	-	-	-	-	0.00	0.00	0.00	-	338.00	-	-	-	-	-	-	-	-	-	-	-	-	-	-	-	-	-	2,050
2,100	0.00	0.00	0.00	-	0.01	-	-	-	-	-	-	-	-	-	0.00	0.00	0.00	-	388.00	-	-	-	-	-	-	-	-	-	-	-	-	-	-	-	-	-	2,100
2,150	0.00	0.00	0.00	-	0.01	-	-	-	-	-	-	-	-	-	0.00	0.00	0.00	-	438.00	-	-	-	-	-	-	-	-	-	-	-	-	-	-	-	-	-	2,150
2,200	0.00	0.00	0.00	-	0.01	-	-	-	-	-	-	-	-	-	0.00	0.00	0.00	-	488.00	-	-	-	-	-	-	-	-	-	-	-	-	-	-	-	-	-	2,200
2,250	0.00	0.00	0.00	-	0.01	-	-	-	-	-	-	-	-	-	0.00	0.00	0.00	-	538.00	-	-	-	-	-	-	-	-	-	-	-	-	-	-	-	-	-	2,250
2,300	0.00	0.00	0.00	-	0.01	-	-	-	-	-	-	-	-	-	0.00	0.00	0.00	-	588.00	-	-	-	-	-	-	-	-	-	-	-	-	-	-	-	-	-	2,300
2,350	0.00	0.00	0.00	-	0.01	-	-	-	-	-	-	-	-	-	0.00	0.00	0.00	-	638.00	-	-	-	-	-	-	-	-	-	-	-	-	-	-	-	-	-	2,350
2,400	0.00	0.00	0.00	-	0.01	-	-	-	-	-	-	-	-	-	0.00	0.00	0.00	-	688.00	-	-	-	-	-	-	-	-	-	-	-	-	-	-	-	-	-	2,400
2,450	0.00	0.00	0.00	-	0.01	-	-	-	-	-	-	-	-	-	0.00	0.00	0.00	-	738.00	-	-	-	-	-	-	-	-	-	-	-	-	-	-	-	-	-	2,450
2,500	0.00	0.00	0.00	-	0.02	-	-	-	-	-	-	-	-	-	0.00	0.00	0.00	-	788.00	-	-	-	-	-	-	-	-	-	-	-	-	-	-	-	-	-	2,500
Totals:						108	534					86	449	0	0					59	939					66	492	0	0								
Number of Trades:						9						6		0						9					6			0									

ALPHA BANK (CR)

(Contract Size: 100 Securities, Exercise Style: American, Physical Delivery)

Call Options														Put Options																			
December 2018							January 2019							Other Months		December 2018							January 2019							Other Months		Exercise Price	
Open price	Price max	Price min	Last price	Closing price	Volume	Open Interest	Open price	Price max	Price min	Last price	Closing price	Volume	Open Interest	Volume	Open Interest	Open price	Price max	Price min	Last price	Closing price	Volume	Open Interest	Open price	Price max	Price min	Last price	Closing price	Volume	Open Interest	Volume	Open Interest		
0.800	0.000	0.000	0.000	0.551	-	-	0.000	0.000	0.000	0.552	-	-	-	-	-	0.000	0.000	0.000	0.001	-	-	0.000	0.000	0.000	0.001	-	-	-	-	-	0.008		
0.850	0.000	0.000	0.000	0.501	-	-	0.000	0.000	0.000	0.502	-	-	-	-	-	0.000	0.000	0.000	0.002	-	-	0.000	0.000	0.000	0.001	-	-	-	-	-	0.009		
0.900	0.000	0.000	0.000	0.451	-	-	0.000	0.000	0.000	0.453	-	-	-	-	-	0.000	0.000	0.000	0.001	-	-	0.000	0.000	0.000	0.001	-	-	-	-	-	0.009		
0.950	0.000	0.000	0.000	0.401	-	-	0.000	0.000	0.000	0.403	-	-	-	-	-	0.000	0.000	0.000	0.002	-	-	0.000	0.000	0.000	0.001	-	-	-	-	-	0.010		
1.000	0.000	0.000	0.000	0.351	-	10	0.000	0.000	0.000	0.355	-	-	-	-	-	0.000	0.000	0.000	0.004	-	-	0.000	0.000	0.000	0.003	-	-	-	-	-	0.010		
1.100	0.000	0.000	0.000	0.255	-	10	0.000	0.000	0.000	0.263	-	50	-	-	-	0.000	0.000	0.000	0.004	-	-	0.000	0.000	0.000	0.011	-	-	-	-	-	0.011		
1.200	0.000	0.000	0.000	0.167	-	20	0.155	0.155	0.155	0.155	0.155	30	-	-	-	0.000	0.000	0.000	0.016	-	-	0.000	0.000	0.000	0.030	-	-	-	-	-	0.012		
1.300	0.000	0.000	0.000	0.097	-	30	0.000	0.000	0.000	0.118	-	-	-	-	-	0.000	0.000	0.000	0.045	-	-	0.000	0.000	0.000	0.065	-	-	-	-	-	0.013		
1.400	0.000	0.000	0.000	0.049	-	-	0.000	0.000	0.000	0.071	-	-	-	-	-	0.000	0.000	0.000	0.098	-	-	0.000	0.000	0.000	0.117	-	-	-	-	-	0.014		
1.500	0.000	0.000	0.000	0.022	-	-	0.000	0.000	0.000	0.039	-	-	-	-	-	0.000	0.000	0.000	0.170	-	-	0.000	0.000	0.000	0.186	-	-	-	-	-	0.015		
1.600	0.000	0.000	0.000	0.008	-	-	0.000	0.000	0.000	0.021	-	-	-	-	-	0.000	0.000	0.000	0.257	-	-	0.000	0.000	0.000	0.268	-	-	-	-	-	0.016		
1.700	0.000	0.000	0.000	0.003	-	-	0.000	0.000	0.000	0.010	-	-	-	-	-	0.000	0.000	0.000	0.352	-	-	0.000	0.000	0.000	0.357	-	-	-	-	-	0.017		
1.800	0.000	0.000	0.000	0.001	-	-	0.000	0.000	0.000	0.005	-	-	-	-	-	0.000	0.000	0.000	0.450	-	-	0.000	0.000	0.000	0.452	-	-	-	-	-	0.018		
1.900	0.000	0.000	0.000	0.001	-	-	0.000	0.000	0.000	0.002	-	-	-	-	-	0.000	0.000	0.000	0.550	-	-	0.000	0.000	0.000	0.550	-	-	-	-	-	0.019		
2.000	0.000	0.000	0.000	0.001	-	-	-	-	-	-	-	-	-	-	-	0.000	0.000	0.000	0.650	-	-	-	-	-	-	-	-	-	-	-	0.020		
2.200	0.000	0.000	0.000	0.001	-	-	-	-	-	-	-	-	-	-	-	0.000	0.000	0.000	0.850	-	-	-	-	-	-	-	-	-	-	-	0.022		
2.400	0.000	0.000	0.000	0.001	-	-	-	-	-	-	-	-	-	-	-	0.000	0.000	0.000	1.05	-	-	-	-	-	-	-	-	-	-	-	0.024		
2.600	0.000	0.000	0.000	0.001	-	-	-	-	-	-	-	-	-	-	-	0.000	0.000	0.000	1.25	-	-	-	-	-	-	-	-	-	-	-	0.026		
2.800	0.000	0.000	0.000	0.001	-	-	-	-	-	-	-	-	-	-	-	0.000	0.000	0.000	1.45	-	-	-	-	-	-	-	-	-	-	-	0.028		
3.000	0.000	0.000	0.000	0.001	-	-	-	-	-	-	-	-	-	-	-	0.000	0.000	0.000	1.65	-	-	-	-	-	-	-	-	-	-	-	0.030		
3.200	0.000	0.000	0.000	0.001	-	-	-	-	-	-	-	-	-	-	-	0.000	0.000	0.000	1.85	-	-	-	-	-	-	-	-	-	-	-	0.032		
Totals:					0	70					30	50	0	0							0	0											
Number of Trades:					0						1		0									0.00						0		0			



NATIONAL BANK (CR)

(Contract Size: 100 Securities, Exercise Style: American, Physical Delivery)

Exercise Price	Call Options														Volume	Open Interest	Put Options														Volume	Open Interest	Exercise Price				
	December 2018							January 2019									Other Months		December 2018							January 2019								Other Months			
	Open price	Price max	Price min	Last price	Closing price	Volume	Open Interest	Open price	Price max	Price min	Last price	Closing price	Volume	Open Interest			Open price	Price max	Price min	Last price	Closing price	Volume	Open Interest	Open price	Price max	Price min	Last price	Closing price	Volume	Open Interest				Volume	Open Interest		
0.050	0.000	0.000	0.000	1.11	-	-																													0.001		
0.100	0.000	0.000	0.000	1.06	-	-																													0.001		
0.150	0.000	0.000	0.000	1.01	-	-																													0.002		
0.200	0.000	0.000	0.000	0.960	-	-																													0.002		
0.250	0.000	0.000	0.000	0.910	-	-																													0.003		
0.300	0.000	0.000	0.000	0.860	-	-																													0.003		
0.350	0.000	0.000	0.000	0.810	-	-																													0.004		
0.400	0.000	0.000	0.000	0.760	-	-																													0.004		
0.450	0.000	0.000	0.000	0.710	-	-																													0.005		
0.500	0.000	0.000	0.000	0.660	-	-																													0.005		
0.550	0.000	0.000	0.000	0.610	-	-																													0.006		
0.600	0.000	0.000	0.000	0.561	-	-																													0.006		
0.700	0.000	0.000	0.000	0.461	-	-	0.000	0.000	0.000		0.462	-	-					0.000	0.000	0.000		0.001	-	-		0.000	0.000	0.000		0.001	-	-		0.007			
0.750	0.000	0.000	0.000	0.411	-	-	0.000	0.000	0.000		0.412	-	-					0.000	0.000	0.000		0.001	-	-		0.000	0.000	0.000		0.003	-	-		0.008			
0.800	0.000	0.000	0.000	0.361	-	-	0.000	0.000	0.000		0.363	-	-					0.000	0.000	0.000		0.004	-	-		0.000	0.000	0.000		0.001	-	-		0.008			
0.850	0.000	0.000	0.000	0.311	-	-	0.000	0.000	0.000		0.315	-	-					0.000	0.000	0.000		0.001	-	-		0.000	0.000	0.000		0.003	-	-		0.009			
0.900	0.000	0.000	0.000	0.263	-	-	0.000	0.000	0.000		0.268	-	-					0.000	0.000	0.000		0.002	-	-		0.000	0.000	0.000		0.006	-	-		0.009			
0.950	0.000	0.000	0.000	0.216	-	10	0.000	0.000	0.000		0.223	-	-					0.000	0.000	0.000		0.005	-	-		0.000	0.000	0.000		0.011	-	-		0.010			
1.000	0.000	0.000	0.000	0.172	-	-	0.000	0.000	0.000		0.182	-	100					0.000	0.000	0.000		0.011	-	-		0.000	0.000	0.000		0.020	-	-		0.010			
1.100	0.000	0.000	0.000	0.099	-	100	0.000	0.000	0.000		0.114	-	220					0.000	0.000	0.000		0.038	-	-		0.000	0.000	0.000		0.051	-	-		0.011			
1.200	0.000	0.000	0.000	0.049	-	20	0.000	0.000	0.000		0.065	-	100					0.000	0.000	0.000		0.088	-	-		0.000	0.000	0.000		0.103	-	-		0.012			
1.300	0.000	0.000	0.000	0.021	-	10	0.000	0.000	0.000		0.034	-	-					0.000	0.000	0.000		0.160	-	-		0.000	0.000	0.000		0.172	-	-		0.013			
1.400	0.000	0.000	0.000	0.008	-	-	0.000	0.000	0.000		0.016	-	-					0.000	0.000	0.000		0.247	-	-		0.000	0.000	0.000		0.254	-	-		0.014			
1.500	0.000	0.000	0.000	0.003	-	10	0.000	0.000	0.000		0.007	-	-					0.000	0.000	0.000		0.342	-	-		0.000	0.000	0.000		0.345	-	-		0.015			
1.600	0.000	0.000	0.000	0.001	-	60	0.000	0.000	0.000		0.003	-	-					0.000	0.000	0.000		0.440	-	-		0.000	0.000	0.000		0.441	-	-		0.016			
1.700	0.000	0.000	0.000	0.003	-	-	0.000	0.000	0.000		0.001	-	-					0.000	0.000	0.000		0.540	-	-		0.000	0.000	0.000		0.540	-	-		0.017			
1.800	0.000	0.000	0.000	0.001	-	-	0.000	0.000	0.000		0.001	-	-					0.000	0.000	0.000		0.640	-	-		0.000	0.000	0.000		0.640	-	-		0.018			
1.900	0.000	0.000	0.000	0.001	-	60	0.000	0.000	0.000		0.001	-	-					0.000	0.000	0.000		0.740	-	-		0.000	0.000	0.000		0.740	-	-		0.019			
2.000	0.000	0.000	0.000	0.001	-	-	0.000	0.000	0.000		0.003	-	-					0.000	0.000	0.000		0.840	-	-		0.000	0.000	0.000		0.840	-	-		0.020			
2.200	0.000	0.000	0.000	0.004	-	-																												0.022			
2.400	0.000	0.000	0.000	0.001	-	-																												0.024			
2.600	0.000	0.000	0.000	0.001	-	-																												0.026			
2.800	0.000	0.000	0.000	0.001	-	-																												0.028			
3.000	0.000	0.000	0.000	0.001	-	-																												0.030			
3.200	0.000	0.000	0.000	0.001	-	-																												0.032			
3.400	0.000	0.000	0.000	0.001	-	-																												0.034			

NATIONAL BANK (CR)

(Contract Size: 100 Securities, Exercise Style: American, Physical Delivery)

	Call Options														Put Options																						
	December 2018						January 2019						Other Months		December 2018						January 2019						Other Months										
Exercise Price	Open price	Price max	Price min	Last price	Closing price	Volume	Open Interest	Open price	Price max	Price min	Last price	Closing price	Volume	Open Interest	Volume	Open Interest	Open price	Price max	Price min	Last price	Closing price	Volume	Open Interest	Open price	Price max	Price min	Last price	Closing price	Volume	Open Interest	Volume	Open Interest	Exercise Price				
Totals:						0	270							0	420	0	40							0	0							0	0	0	0		
Number of Trades:							0							0			0							0.00							0			0			

OPAP (CR)

(Contract Size: 100 Securities, Exercise Style: American, Physical Delivery)

Exercise Price	Call Options														Put Options																	
	December 2018						January 2019						Other Months		December 2018						January 2019						Other Months		Exercise Price			
	Open price	Price max	Price min	Last price	Closing price	Volume	Open Interest	Open price	Price max	Price min	Last price	Closing price	Volume	Open Interest	Volume	Open Interest	Open price	Price max	Price min	Last price	Closing price	Volume	Open Interest	Open price	Price max	Price min	Last price	Closing price		Volume	Open Interest	Volume
5.600	0.000	0.000	0.000	3.10	-	-	0.000	0.000	0.000	3.11	-	-				0.000	0.000	0.000	0.001	-	-	0.000	0.000	0.000	0.001	-	-					0.056
6.000	0.000	0.000	0.000	2.71	-	-	0.000	0.000	0.000	2.71	-	-				0.000	0.000	0.000	0.001	-	-	0.000	0.000	0.000	0.001	-	-				0.060	
6.400	0.000	0.000	0.000	2.31	-	-	0.000	0.000	0.000	2.32	-	-				0.000	0.000	0.000	0.002	-	-	0.000	0.000	0.000	0.001	-	-				0.064	
6.800	0.000	0.000	0.000	1.91	-	-	0.000	0.000	0.000	1.92	-	-				0.000	0.000	0.000	0.001	-	-	0.000	0.000	0.000	0.001	-	-				0.068	
7.200	0.000	0.000	0.000	1.51	-	-	0.000	0.000	0.000	1.52	-	-				0.000	0.000	0.000	0.002	-	-	0.000	0.000	0.000	0.004	-	-				0.072	
7.600	0.000	0.000	0.000	1.11	-	-	0.000	0.000	0.000	1.14	-	-				0.000	0.000	0.000	0.001	-	-	0.000	0.000	0.000	0.019	-	-				0.076	
8.000	0.000	0.000	0.000	0.717	-	-	0.000	0.000	0.000	0.786	-	-				0.000	0.000	0.000	0.010	-	-	0.000	0.000	0.000	0.067	-	-				0.080	
8.400	0.000	0.000	0.000	0.375	-	-	0.000	0.000	0.000	0.492	-	-				0.000	0.000	0.000	0.068	-	-	0.000	0.000	0.000	0.172	-	-				0.084	
8.800	0.000	0.000	0.000	0.143	-	-	0.000	0.000	0.000	0.275	-	-				0.000	0.000	0.000	0.236	-	-	0.000	0.000	0.000	0.356	-	-				0.088	
9.200	0.000	0.000	0.000	0.037	-	-	0.000	0.000	0.000	0.135	-	-				0.000	0.000	0.000	0.531	-	-	0.000	0.000	0.000	0.617	-	-				0.092	
9.600	0.000	0.000	0.000	0.006	-	-	0.000	0.000	0.000	0.058	-	-				0.000	0.000	0.000	0.902	-	-	0.000	0.000	0.000	0.942	-	-				0.096	
10.000	0.000	0.000	0.000	0.001	-	-	0.000	0.000	0.000	0.023	-	-				0.000	0.000	0.000	1.30	-	-	0.000	0.000	0.000	1.31	-	-				0.100	
11.000	0.000	0.000	0.000	0.001	-	-	0.000	0.000	0.000	0.001	-	-				0.000	0.000	0.000	2.30	-	-	0.000	0.000	0.000	2.30	-	-				0.110	
12.000	0.000	0.000	0.000	0.001	-	-	0.000	0.000	0.000	0.001	-	-				0.000	0.000	0.000	3.30	-	-	0.000	0.000	0.000	3.30	-	-				0.120	
13.000	0.000	0.000	0.000	0.001	-	-					-	-				0.000	0.000	0.000	4.30	-	-					-	-				0.130	
14.000	0.000	0.000	0.000	0.001	-	-					-	-				0.000	0.000	0.000	5.30	-	-					-	-				0.140	
15.000	0.000	0.000	0.000	0.001	-	-					-	-				0.000	0.000	0.000	6.30	-	-					-	-				0.150	
16.000	0.000	0.000	0.000	0.001	-	-					-	-				0.000	0.000	0.000	7.30	-	-					-	-				0.160	
Totals:						0	0				0	0		0	0				0	0				0	0			0	0			
Number of Trades:						0					0			0					0.00						0				0			

OTE (CR)

(Contract Size: 100 Securities, Exercise Style: American, Physical Delivery)

Exercise Price	Call Options														Put Options																	
	December 2018						January 2019						Other Months		December 2018						January 2019						Other Months		Exercise Price			
	Open price	Price max	Price min	Last price	Closing price	Volume	Open Interest	Open price	Price max	Price min	Last price	Closing price	Volume	Open Interest	Volume	Open Interest	Open price	Price max	Price min	Last price	Closing price	Volume	Open Interest	Open price	Price max	Price min	Last price	Closing price		Volume	Open Interest	Volume
7.600	0.000	0.000	0.000		3.30	-	-	0.000	0.000	0.000		3.31	-	-		0.000	0.000	0.000		0.001	-	-		0.000	0.000	0.000		0.001		-	-	
8.000	0.000	0.000	0.000		2.90	-	-	0.000	0.000	0.000		2.91	-	-		0.000	0.000	0.000		0.001	-	-		0.000	0.000	0.000		0.001	-	-		0.080
8.400	0.000	0.000	0.000		2.50	-	-	0.000	0.000	0.000		2.51	-	-		0.000	0.000	0.000		0.001	-	-		0.000	0.000	0.000		0.001	-	-		0.084
8.800	0.000	0.000	0.000		2.10	-	-	0.000	0.000	0.000		2.11	-	-		0.000	0.000	0.000		0.003	-	-		0.000	0.000	0.000		0.003	-	-		0.088
9.200	0.000	0.000	0.000		1.70	-	-	0.000	0.000	0.000		1.72	-	-		0.000	0.000	0.000		0.004	-	-		0.000	0.000	0.000		0.011	-	-		0.092
9.600	0.000	0.000	0.000		1.30	-	-	0.000	0.000	0.000		1.35	-	-		0.000	0.000	0.000		0.002	-	-		0.000	0.000	0.000		0.033	-	-		0.096
10.000	0.000	0.000	0.000		0.914	-	-	0.000	0.000	0.000		1.00	-	-		0.000	0.000	0.000		0.015	-	-		0.000	0.000	0.000		0.086	-	-		0.100
11.000	0.000	0.000	0.000		0.196	-	-	0.000	0.000	0.000		0.360	-	-		0.000	0.000	0.000		0.297	-	-		0.000	0.000	0.000		0.445	-	-		0.110
12.000	0.000	0.000	0.000		0.010	-	-	0.000	0.000	0.000		0.081	-	-		0.000	0.000	0.000		1.11	-	-		0.000	0.000	0.000		1.17	-	-		0.120
13.000	0.000	0.000	0.000		0.001	-	-	0.000	0.000	0.000		0.011	-	-		0.000	0.000	0.000		2.11	-	-		0.000	0.000	0.000		2.11	-	-		0.130
14.000	0.000	0.000	0.000		0.001	-	-	0.000	0.000	0.000		0.001	-	-		0.000	0.000	0.000		3.11	-	-		0.000	0.000	0.000		3.11	-	-		0.140
15.000	0.000	0.000	0.000		0.001	-	-	0.000	0.000	0.000		0.001	-	-		0.000	0.000	0.000		4.11	-	-		0.000	0.000	0.000		4.11	-	-		0.150
16.000	0.000	0.000	0.000		0.001	-	-	0.000	0.000	0.000		0.001	-	-		0.000	0.000	0.000		5.11	-	-		0.000	0.000	0.000		5.11	-	-		0.160
17.000	0.000	0.000	0.000		0.001	-	-						-	-		0.000	0.000	0.000		6.11	-	-						-	-		0.170	
18.000	0.000	0.000	0.000		0.001	-	-						-	-		0.000	0.000	0.000		7.11	-	-						-	-		0.180	
Totals:						0	0							0	0									0	0			0	0			
Number of Trades:						0							0	0									0.00			0	0					

PIRAEUS BANK (CR)

(Contract Size: 100 Securities, Exercise Style: American, Physical Delivery)

Call Options														Put Options																					
December 2018							January 2019							Other Months		December 2018							January 2019							Other Months		Exercise Price			
Exercise Price	Open price	Price max	Price min	Last price	Closing price	Volume	Open Interest	Open price	Price max	Price min	Last price	Closing price	Volume	Open Interest	Volume	Open Interest	Open price	Price max	Price min	Last price	Closing price	Volume	Open Interest	Open price	Price max	Price min	Last price	Closing price	Volume	Open Interest	Volume		Open Interest		
0.600	0.000	0.000	0.000		0.350	-	-	0.000	0.000	0.000		0.351	-	-			0.000	0.000	0.000		0.001	-	-	0.000	0.000	0.000		0.001	-	-			0.006		
0.650	0.000	0.000	0.000		0.300	-	-	0.000	0.000	0.000		0.302	-	-			0.000	0.000	0.000		0.001	-	-	0.000	0.000	0.000		0.001	-	-			0.007		
0.700	0.000	0.000	0.000		0.250	-	-	0.000	0.000	0.000		0.254	-	-			0.000	0.000	0.000		0.001	-	-	0.000	0.000	0.000		0.003	-	-			0.007		
0.750	0.000	0.000	0.000		0.201	-	-	0.000	0.000	0.000		0.209	-	-			0.000	0.000	0.000		0.002	-	-	0.000	0.000	0.000		0.008	-	-			0.008		
0.800	0.000	0.000	0.000		0.155	-	-	0.000	0.000	0.000		0.167	-	10			0.000	0.000	0.000		0.006	-	-	0.000	0.000	0.000		0.016	-	-			0.008		
0.850	0.000	0.000	0.000		0.114	-	-	0.000	0.000	0.000		0.130	-	-			0.000	0.000	0.000		0.014	-	-	0.000	0.000	0.000		0.029	-	-			0.009		
0.900	0.000	0.000	0.000		0.079	-	-	0.000	0.000	0.000		0.098	-	-			0.000	0.000	0.000		0.029	-	-	0.000	0.000	0.000		0.047	-	-			0.009		
0.950	0.000	0.000	0.000		0.051	-	-	0.000	0.000	0.000		0.072	-	-			0.000	0.000	0.000		0.051	-	-	0.000	0.000	0.000		0.071	-	-			0.010		
1.000	0.000	0.000	0.000		0.031	-	50	0.000	0.000	0.000		0.052	-	200			0.000	0.000	0.000		0.081	-	-	0.000	0.000	0.000		0.100	-	-			0.010		
1.100	0.000	0.000	0.000		0.010	-	180	0.000	0.000	0.000		0.025	-	30			0.000	0.000	0.000		0.160	-	-	0.000	0.000	0.000		0.174	-	-			0.011		
1.200	0.000	0.000	0.000		0.002	-	46	0.000	0.000	0.000		0.011	-	-			0.000	0.000	0.000		0.253	-	4	0.000	0.000	0.000		0.260	-	-			0.012		
1.300	0.000	0.000	0.000		0.001	-	-	0.000	0.000	0.000		0.004	-	-			0.000	0.000	0.000		0.351	-	-	0.000	0.000	0.000		0.354	-	-			0.013		
1.400	0.000	0.000	0.000		0.001	-	-	0.000	0.000	0.000		0.002	-	-			0.000	0.000	0.000		0.451	-	-	0.000	0.000	0.000		0.451	-	-			0.014		
1.500	0.000	0.000	0.000		0.001	-	-	0.000	0.000	0.000		0.001	-	-			0.000	0.000	0.000		0.551	-	-	0.000	0.000	0.000		0.551	-	-			0.015		
1.600	0.000	0.000	0.000		0.001	-	60	0.000	0.000	0.000		0.001	-	-			0.000	0.000	0.000		0.651	-	-	0.000	0.000	0.000		0.651	-	-			0.016		
1.700	0.000	0.000	0.000		0.001	-	-	0.000	0.000	0.000		0.001	-	-			0.000	0.000	0.000		0.751	-	-	0.000	0.000	0.000		0.751	-	-			0.017		
1.800	0.000	0.000	0.000		0.001	-	-	0.000	0.000	0.000		0.001	-	-			0.000	0.000	0.000		0.851	-	-	0.000	0.000	0.000		0.851	-	-			0.018		
1.900	0.000	0.000	0.000		0.001	-	-										0.000	0.000	0.000		0.951	-	-										0.019		
2.000	0.000	0.000	0.000		0.002	-	-										0.000	0.000	0.000		1.05	-	-										0.020		
2.200	0.000	0.000	0.000		0.001	-	20										0.000	0.000	0.000		1.25	-	-										0.022		
2.400	0.000	0.000	0.000		0.001	-	-										0.000	0.000	0.000		1.45	-	-										0.024		
2.600	0.000	0.000	0.000		0.003	-	-										0.000	0.000	0.000		1.65	-	-										0.026		
2.800	0.000	0.000	0.000		0.001	-	-										0.000	0.000	0.000		1.85	-	-										0.028		
3.000	0.000	0.000	0.000		0.004	-	-										0.000	0.000	0.000		2.05	-	-										0.030		
3.200	0.000	0.000	0.000		0.002	-	-										0.000	0.000	0.000		2.25	-	-										0.032		
3.400	0.000	0.000	0.000		0.001	-	-										0.000	0.000	0.000		2.45	-	-										0.034		
3.600	0.000	0.000	0.000		0.001	-	-										0.000	0.000	0.000		2.65	-	-										0.036		
3.800	0.000	0.000	0.000		0.001	-	-										0.000	0.000	0.000		2.85	-	-										0.038		
4.000	0.000	0.000	0.000		0.001	-	-										0.000	0.000	0.000		3.05	-	-										0.040		
4.400	0.000	0.000	0.000		0.001	-	-										0.000	0.000	0.000		3.45	-	-										0.044		
4.800	0.000	0.000	0.000		0.001	-	-										0.000	0.000	0.000		3.85	-	-										0.048		
5.200	0.000	0.000	0.000		0.001	-	-										0.000	0.000	0.000		4.25	-	-										0.052		
5.600	0.000	0.000	0.000		0.001	-	-										0.000	0.000	0.000		4.65	-	-										0.056		
Totals:						0	356							0	240	0	40							0	4							0	0	0	0
Number of Trades:						0							0							0	0.00							0							0

PPC (CR)

(Contract Size: 100 Securities, Exercise Style: American, Physical Delivery)

Exercise Price	Call Options														Put Options																	
	December 2018						January 2019						Other Months		December 2018						January 2019						Other Months		Exercise Price			
	Open price	Price max	Price min	Last price	Closing price	Volume	Open Interest	Open price	Price max	Price min	Last price	Closing price	Volume	Open Interest	Volume	Open Interest	Open price	Price max	Price min	Last price	Closing price	Volume	Open Interest	Open price	Price max	Price min	Last price	Closing price		Volume	Open Interest	Volume
0.850	0.000	0.000	0.000	0.561	-	-	0.000	0.000	0.000	0.562	-	-				0.000	0.000	0.000	0.001	-	-	0.000	0.000	0.000	0.001	-	-					0.009
0.900	0.000	0.000	0.000	0.511	-	-	0.000	0.000	0.000	0.512	-	-				0.000	0.000	0.000	0.001	-	-	0.000	0.000	0.000	0.002	-	-				0.009	
0.950	0.000	0.000	0.000	0.461	-	-	0.000	0.000	0.000	0.463	-	-				0.000	0.000	0.000	0.002	-	-	0.000	0.000	0.000	0.001	-	-				0.010	
1.000	0.000	0.000	0.000	0.411	-	-	0.000	0.000	0.000	0.413	-	-				0.000	0.000	0.000	0.001	-	-	0.000	0.000	0.000	0.001	-	-				0.010	
1.100	0.000	0.000	0.000	0.312	-	-	0.000	0.000	0.000	0.316	-	-				0.000	0.000	0.000	0.001	-	-	0.000	0.000	0.000	0.003	-	-				0.011	
1.200	0.000	0.000	0.000	0.216	-	60	0.000	0.000	0.000	0.226	-	-				0.000	0.000	0.000	0.005	-	-	0.000	0.000	0.000	0.013	-	-				0.012	
1.300	0.000	0.000	0.000	0.132	-	-	0.000	0.000	0.000	0.149	-	30				0.000	0.000	0.000	0.021	-	-	0.000	0.000	0.000	0.036	-	-				0.013	
1.400	0.000	0.000	0.000	0.069	-	-	0.000	0.000	0.000	0.090	-	-				0.000	0.000	0.000	0.058	-	-	0.000	0.000	0.000	0.077	-	-				0.014	
1.500	0.000	0.000	0.000	0.031	-	20	0.000	0.000	0.000	0.050	-	20				0.000	0.000	0.000	0.119	-	-	0.000	0.000	0.000	0.137	-	-				0.015	
1.600	0.000	0.000	0.000	0.011	-	-	0.000	0.000	0.000	0.025	-	-				0.000	0.000	0.000	0.200	-	-	0.000	0.000	0.000	0.212	-	-				0.016	
1.700	0.000	0.000	0.000	0.004	-	-	0.000	0.000	0.000	0.012	-	-				0.000	0.000	0.000	0.293	-	-	0.000	0.000	0.000	0.299	-	-				0.017	
1.800	0.000	0.000	0.000	0.001	-	-	0.000	0.000	0.000	0.005	-	-				0.000	0.000	0.000	0.390	-	-	0.000	0.000	0.000	0.393	-	-				0.018	
1.900	0.000	0.000	0.000	0.001	-	-	0.000	0.000	0.000	0.002	-	-				0.000	0.000	0.000	0.490	-	-	0.000	0.000	0.000	0.490	-	-				0.019	
2.000	0.000	0.000	0.000	0.001	-	-					-	-				0.000	0.000	0.000	0.590	-	-					-	-				0.020	
2.200	0.000	0.000	0.000	0.001	-	-					-	-				0.000	0.000	0.000	0.790	-	-					-	-				0.022	
2.400	0.000	0.000	0.000	0.001	-	-					-	-				0.000	0.000	0.000	0.990	-	-					-	-				0.024	
2.600	0.000	0.000	0.000	0.001	-	-					-	-				0.000	0.000	0.000	1.19	-	-					-	-				0.026	
2.800	0.000	0.000	0.000	0.001	-	-					-	-				0.000	0.000	0.000	1.39	-	-					-	-				0.028	
3.000	0.000	0.000	0.000	0.001	-	-					-	-				0.000	0.000	0.000	1.59	-	-					-	-				0.030	
3.200	0.000	0.000	0.000	0.001	-	-					-	-				0.000	0.000	0.000	1.79	-	-					-	-				0.032	
3.400	0.000	0.000	0.000	0.001	-	-					-	-				0.000	0.000	0.000	1.99	-	-					-	-				0.034	
3.600	0.000	0.000	0.000	0.001	-	-					-	-				0.000	0.000	0.000	2.19	-	-					-	-				0.036	
3.800	0.000	0.000	0.000	0.001	-	-					-	-				0.000	0.000	0.000	2.39	-	-					-	-				0.038	
4.000	0.000	0.000	0.000	0.001	-	-					-	-				0.000	0.000	0.000	2.59	-	-					-	-				0.040	
4.400	0.000	0.000	0.000	0.001	-	-					-	-				0.000	0.000	0.000	2.99	-	-					-	-				0.044	
Totals:						0	80				0	50	0	0				0	0				0	0	0	0	0	0	0	0	0	0
Number of Trades:						0					0		0				0.00						0				0			0		0

Lending Products	Underlying Title	Multilateral Transactions[1]					Bilateral Transactions[2]		Stock Borrowing through OTC (volume)[3]
		Open Interest[5]	Volume(Offered)	Average Weighted	Transactions volume	Average Weighted	Transactions Volume	Average Weighted	Transactions Volume
ADMIEBOR	ADMIE (IPTO) HOLDING S.A. (CR)	---	42,022	5.31%	---	---	---	---	1,828
AEGNBOR	AEGEAN AIRLINES (CR)	1,745	11,499	3.31%	---	---	---	---	11,912
ALPHABOR	ALPHA BANK (CR)	42,001	58,246	5.31%	---	---	---	---	29,616,500
ALMYBOR	ALUMIL (CR)	---	---	---	---	---	---	---	---
TATTBOR	ATTICA BANK S.A. (CR)	8,819	7,304	5.31%	---	---	---	---	370
EEEBOR	CC HBC AG (CR)	6,160	1,830	5.31%	---	---	570	0.01%	70,546
CENERBOR	CENERGY HOLDINGS (CB)	2,600	46,000	5.31%	---	---	---	---	---
ELLAKTORBOR	ELLAKTOR (CR)	1,000	83,118	5.31%	---	---	---	---	40,289
EUROBBOR	EUROBANK ERGASIAS (CR)	19,235	56	8.97%	---	---	---	---	48,668,514
EYDAPBOR	EYDAP S.A. (CR)	---	4,246	5.31%	---	---	---	---	82,799
FFGRPBOR	FOLLI FOLLIE (CR)	---	---	---	---	---	---	---	1,363,949
FOYRKBOR	FOURLIS (CR)	6,658	1,115	5.31%	---	---	---	---	4,650
GEKTERNABOR	GEK TERNA (CR)	---	32,432	5.31%	---	---	---	---	1,293
SARBOR	GR. SARANTIS S.A. (CR)	452	7	5.36%	---	---	---	---	390
EUPROBOR	GRIVALIA PROPERTIES (CR)	18,500	83,674	3.31%	---	---	---	---	230,563
EXAEBOR	HELLENIC EXCHANGES-A.S.E. (CR)	8,500	536,240	5.31%	---	---	---	---	148,565
ELPEBOR	HELLENIC PETROLEUM (CR)	5,039	126,517	3.55%	---	---	---	---	65,719
INTRKBOR	INTRACOM HOLDINGS (CR)	---	58,170	5.31%	---	---	---	---	---
INLOTBOR	INTRALOT (CR)	---	77,919	5.31%	---	---	---	---	284,512
BELABOR	JUMBO SA (CR)	34,800	145,399	3.31%	1,000	2.65%	---	---	175,338
LAMDABOR	LAMDA DEVELOPMENT SA (CR)	744	25	3.33%	---	---	7,100	0.01%	6,067
MIGBOR	MARFIN INVESTMENT GROUP (CR)	---	293,633	5.31%	---	---	---	---	744,474
MOHBOR	MOTOR OIL (CR)	42,411	3,167	3.55%	---	---	---	---	299,560
MYTILBOR	MYTILINEOS HOLDINGS (CR)	3,500	153,434	3.31%	---	---	---	---	20,391
ETEBOR	NATIONAL BANK (CR)	11,000	87,558	5.31%	---	---	---	---	8,526,578
OPAPBOR	OPAP (CR)	16,400	145,137	3.31%	7,000	2.65%	---	---	1,107,199
HTOBOR	OTE (CR)	96,959	15,176	5.16%	---	---	---	---	544,315
PPABOR	P.P.A. S.A. (CR)	1,854	804	5.31%	---	---	---	---	2,901
TPEIRBOR	PIRAEUS BANK (CR)	2,000	4,071	5.31%	---	---	---	---	22,069,814
PLAISBOR	PLAISIO COMPUTERS SA (CR)	---	---	---	---	---	---	---	---
PPCBOR	PPC (CR)	1,000	142,460	5.31%	---	---	---	---	6,483,151

## Stock Lending Notes

[1] - Multilateral contracts Lending or Borrowing as per Methods 8-1, 8-2 and 8-3-3 (According to ATHEX BoD Resolution No.17)

[2] - Bilateral Contracts Lending or Borrowing as per Methods 8-3-1 and 8-3-2 (According to ATHEX BoD Resolution No.20 )

[3] - The information concerning OTC Stock Borrowing Transactions is based on the statements of the Dematerialised Securities System (DSS) operators involved and refers to volumes that have been registered up until the previous working day.

[4] - Average Price (Volume weighted)

[5] - The Data concerning Open Interest before the start of trading session

Lending Products	Underlying Title	Multilateral Transactions[1]					Bilateral Transactions[2]		Stock Borrowing through OTC (volume)[3]
		Open Interest[5]	Volume(Offered)	Average Weighted	Transactions volume	Average Weighted	Transactions Volume	Average Weighted	Transactions Volume
QUALBOR	QUALITY & RELIABILITY SA (CR)	---	---	---	---	---	---	---	---
TENERGYBOR	TERNA ENERGY (CR)	1,931	25,175	5.31%	---	---	---	---	123,483
TITKBOR	TITAN CEMENT (CR)	11,378	146,389	3.31%	---	---	---	---	68,666
VIQBOR	VIOHALCO SA/NV (CB)	3,730	53,537	3.31%	---	---	---	---	---

## Stock Lending Notes

[1] - Multilateral contracts Lending or Borrowing as per Methods 8-1, 8-2 and 8-3-3 (According to ATHEX BoD Resolution No.17)

[2] - Bilateral Contracts Lending or Borrowing as per Methods 8-3-1 and 8-3-2 (According to ATHEX BoD Resolution No.20 )

[3] - The information concerning OTC Stock Borrowing Transactions is based on the statements of the Dematerialised Securities System (DSS) operators involved and refers to volumes that have been registered up until the previous working day.

[4] - Average Price (Volume weighted)

[5] - The Data concerning Open Interest before the start of trading session



## Sectors codification for listed companies

533	-	Exploration & Production	537	-	Integrated Oil & Gas
1353	-	Commodity Chemicals	1357	-	Specialty Chemicals
1753	-	Aluminum	1755	-	Nonferrous Metals
1757	-	Steel	1775	-	General Mining
2353	-	Building Materials & Fixtures	2357	-	Heavy Construction
2723	-	Containers & Packaging	2727	-	Diversified Industrials
2733	-	Electrical Components & Equipment	2753	-	Commercial Vehicles & Trucks
2757	-	Industrial Machinery	2773	-	Marine Transportation
2777	-	Transportation Services	2791	-	Business Support Services
2797	-	Industrial Suppliers	3535	-	Distillers & Vintners
3537	-	Soft Drinks	3573	-	Farming Fishing & Plantations
3577	-	Food Products	3722	-	Durable Household Products
3726	-	Furnishings	3728	-	Home Construction
3747	-	Toys	3763	-	Clothing & Accessories
3765	-	Footwear	3767	-	Personal Products
3785	-	Tobacco	4533	-	Health Care Providers
4535	-	Medical Equipment	4577	-	Pharmaceuticals
5337	-	Food Retailers & Wholesalers	5371	-	Apparel Retailers
5373	-	Broadline Retailers	5375	-	Home Improvement Retailers
5379	-	Specialty Retailers	5553	-	Broadcasting & Entertainment
5555	-	Media Agencies	5557	-	Publishing
5751	-	Airlines	5752	-	Gambling
5753	-	Hotels	5755	-	Recreational Services
5757	-	Restaurants & Bars	5759	-	Travel & Tourism
6535	-	Fixed Line Telecommunications	6575	-	Mobile Telecommunications
7535	-	Conventional Electricity	7537	-	Alternative Electricity
7577	-	Water	8355	-	Banks
8534	-	Insurance Brokers	8536	-	Property & Casualty Insurance
8633	-	Real Estate Holding & Development	8637	-	Real Estate Services
8671	-	Industrial & Office REITs	8674	-	Diversified REITs
8675	-	Specialty REITs	8775	-	Specialty Finance
8777	-	Investment Services	8985	-	Equity Investment Instruments
9533	-	Computer Services	9535	-	Internet
9537	-	Software	9572	-	Computer Hardware
9574	-	Electronic Office Equipment	9578	-	Telecommunications Equipment
12003	-	ETF			



**ATHEX**  
Athens Stock Exchange

Λεωφ. Αθηνών 110 104 42 Αθήνα  
110, Athinon Ave. GR 104 42 Athens  
tel. (+30)210-33.66.800, fax (+30)210-33.66.101  
[www.athexgroup.gr](http://www.athexgroup.gr)