

18

**Ημερήσιο Δελτίο  
Συναλλακτικής Δραστηριότητας**

Daily Official List  
of Trading Activity

Tuesday, 4 December, 2018  
Year: 139 Trading Day No: 233



**ATHEX**  
Athens Stock Exchange

**Disclaimer:**

Hellenic Exchanges-Athens Stock Exchange S.A endeavours to ensure that the data and other material ("Information") presented on the Daily Official List are accurate and complete, but it is not liable for any errors or omissions of data or /and for the accuracy, credibility, updating and completeness of the aforesaid information nor it has any liability arising directly or indirectly from the use of the above Information.

The Company is not liable for the accuracy of the data included in listed companies' announcements. Only the sender of such an announcement is fully and solely liable for any infringement of third party's rights from the content of such announcement. All contents of the Daily Official List are provided only for information purposes and do not constitute investment advice or solicitation to invest in securities or other products listed for trading on the Exchange.

You acknowledge and agree that the Company is the owner of any property rights related to any Information appearing on the Daily Official List including intellectual property rights copyright, trademarks, etc.

The above data are a property of the Hellenic Exchanges-Athens Exchange and are copyright protected. Users are forbidden to reproduce, modify, copy, sale, transmit or redistribute, by all reproduction means and methods, part or the whole of the above data, without reference to their source.

The commercial exploitation of these data is, also, forbidden by third parties. Hellenic Exchanges-Athens Exchange does not carry any responsibility, direct or indirect, derived from usage or accidental alteration of the above data when used by third parties.

---

**Hellenic Exchanges – Athens Stock Exchange S.A.**

110 Athinon Ave., 10442 Athens, Tel: (210) 33.66.800, Fax: (210) 32.13.938

[www.athexgroup.gr](http://www.athexgroup.gr)

---

**Thessalonica Stock Exchange Center (T.S.E.C)**

16-18 Katouni Str., Thessalonica 546 25 Tel: (2310) 567.667, Fax: (2310) 530.545

---

**Athex Members Guarantee Fund**

14-16 Fidiou Str., Athens 106 78, Tel: (210) 33.04.682, Fax: (210) 33.04.155

---

**Hellenic Republic Capital Market Commission**

1 Kolokotroni Str. & 1 Stadiou Str., Athens 10562 Tel: (210) 33.77.100 Fax: (210) 33.77.173

---

**Table of Contents**

---

**Section 1: Statistical Figures of Securities, Derivatives and Lending**

Summary of Markets

Athex Indices

Analytic Figures for Athex Market's Boards and Categories

Trading Details by Athex Sectors and Financial Instruments (ETFs)

Top 10 best &amp; worst performing Shares

Derivatives Summary

**Section 2: Analytic Figures of Shares Transactions**

Analytic Figures of Shares Transactions

Shares' Notes

**Section 3: Figures of Securities Transactions**

Securities Blocks Details

Shares Rights Details

Stock Borrowing

Securities Forced Sales

Forced Sales Registered Shares

Exchange Traded Funds (ETFs) Characteristics

**Section 5: Bonds traded in Fixed Income Assets Market**

Convertible Corporate Bonds - Regulated Market

Non Convertible Corporate Bonds - Regulated Market

Government Bonds

Treasury Bills &amp; Zero Coupon Government Bonds

Government Bonds Traded with the Open Outcry Method

State Banks Bonds

**Section 6: Additional Infos**

Athex &amp; ATHEXClear Members List

List of Stocks under Market Making operations

**Section 7: Derivatives Market Analytic Figures**

Index Futures

Stock Futures

Index Options

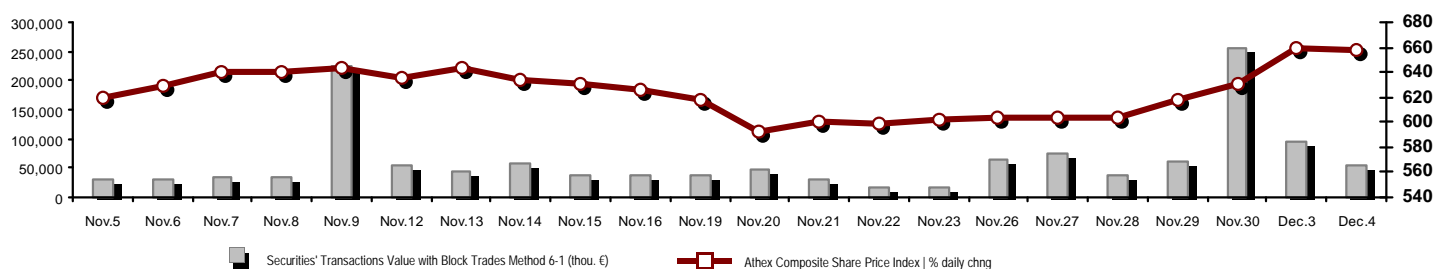
Stock Options

Stock Lending Analytic Figures

**Appendix A: Sectors codification for listed companies**

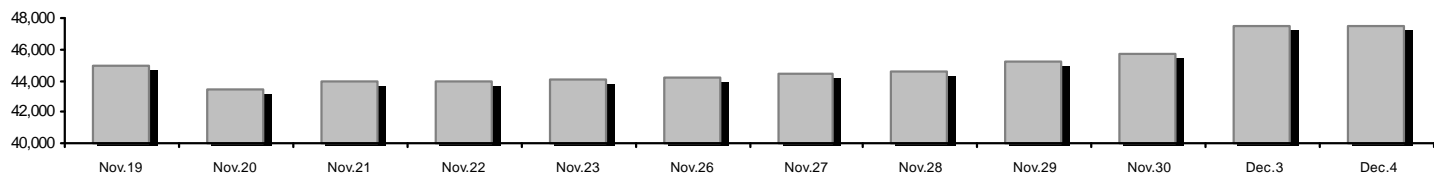
## Summary of Markets

Athex Composite Share Price Index vs Shares and Derivatives Transactions Value

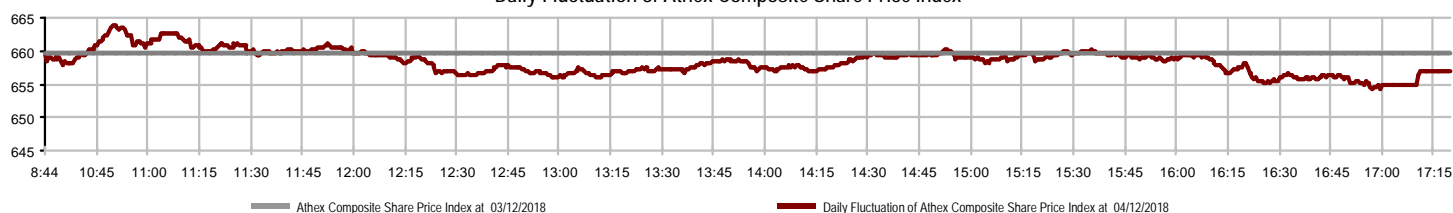


Athex Capitalisation (mill. €) **: 47,501.00	Derivatives Total Open Interest: 484,740
Daily change: mill. €   %: -42.81 -0.09%	in Index Futures   % daily chng: 3,975 3.60%
Yearly Avg Capitalisation: mill. €   % chng prev year Avg: 52,552.59 4.78%	in Stock Futures   % daily chng: 476,901 -3.14%
Athex Composite Share Price Index   % daily chng: 656.96 -0.42%	in Index Options   % daily chng: 2,424 9.14%
Athex Composite Share Price Index Capitalisation (mill. €): 42,606.01	in Stock Options   % daily chng: 1,440 -1.37%
Daily change (mill. €): -61.29	
Securities' Transactions Value with Block Trades Method 6-1 (thou. €): 55,859.90	Derivatives Contracts Volume: 72,218
Daily change: %: -40,492.29 -42.03%	Daily change: pieces   %: -67,576 -48.34%
YtD Avg Trans. Value: thou. €   % chng prev year Avg: 56,162.22 -3.47%	YtD Avg Derivatives Contracts % chng prev year Avg: 55,084 -28.90%
Blocks Transactions Value of Method 6-1 (thou. €): 5,701.42	Derivatives Trades Number: 3,139
Blocks Transactions Value of Method 6-2 & 6-3 (thou. €): 22.49	Daily change: number   %: -2,250 -41.75%
Bonds Transactions Value (thou.€): 630.96	YtD Avg Trades number % chng prev year Avg: 2,726 3.88%
Securities' Transactions Volume with Block Trades Method 6-1 (thou. Pieces): 29,651.14	Lending Total Open Interest: 319,105
Daily change: thou. pieces   %: -31,167.66 -51.25%	Daily change: pieces   %: -55,103 -14.73%
YtD Avg Volume: % chng prev year Avg: 38,233.81 -46.97%	Lending Volume (Multilateral/Bilateral): 185,844
Blocks Transactions Volume of Method 6-1 (thou. Pieces): 749.05	Daily change: pieces   %: -17,262
Blocks Transactions Volume of Method 6-2 & 6-3 (thou. Pieces): 17.68	Multilateral Lending: 35,844
Bonds Transactions Volume: 617,000	Bilateral Lending: 150,000
Securities' Trades Number with Block Trades Method 6-1: 28,511	Lending Trades Number: 25
Daily change: number   %: -12,236 -30.03%	Daily change: %: -13
YtD Avg Trades number % chng prev year Avg: 20,556 17.68%	Multilateral Lending Trades Number: 24
Number of Blocks Method 6-1: 7	Bilateral Lending Trades Number: 1
Number of Blocks Method 6-2 & 6-3: 3	
Number of Bonds Transactions: 48	

Athex Capitalisation (mill. €) \*\*



Daily Fluctuation of Athex Composite Share Price Index



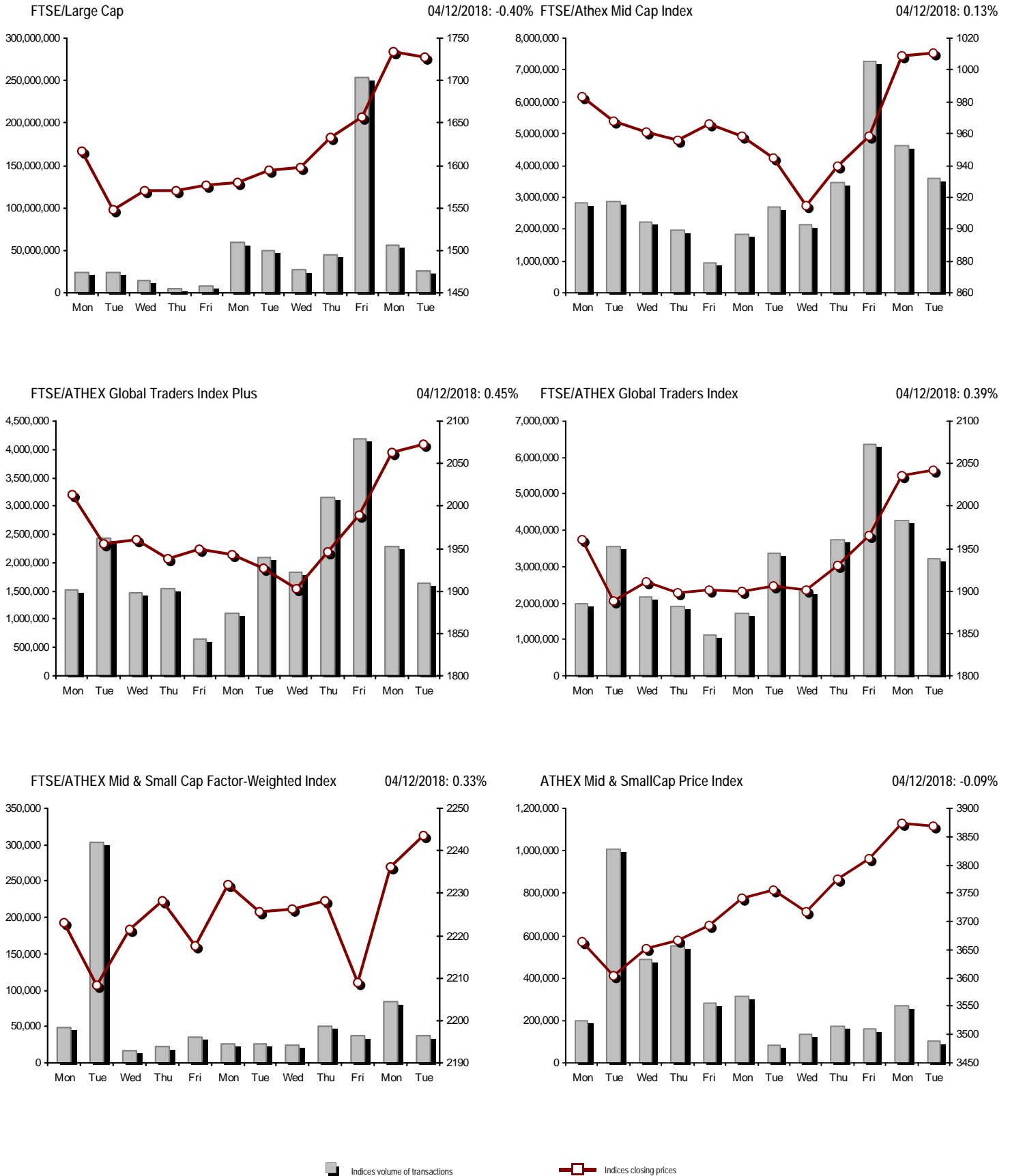
## Athex Indices

Index name	04/12/2018	03/12/2018	pts.	%	Min	Max	Year min	Year max	Year change
Athex Composite Share Price Index	656.96 €	659.72	-2.76	-0.42%	654.23	663.89	592.70	895.64	-18.12% €
FTSE/Athex Large Cap	1,727.76 €	1,734.67	-6.91	-0.40%	1,721.02	1,749.56	1,548.58	2,275.91	-17.06% €
FTSE/Athex Mid Cap Index	1,010.50 #	1,009.19	1.31	0.13%	1,003.48	1,014.26	911.71	1,417.74	-15.67% €
FTSE/ATHEX-CSE Banking Index	375.93 €	388.79	-12.86	-3.31%	375.89	394.83	307.86	788.88	-43.31% €
FTSE/ATHEX Global Traders Index Plus	2,073.07 #	2,063.75	9.32	0.45%	2,051.61	2,077.47	1,897.69	2,656.94	-11.39% €
FTSE/ATHEX Global Traders Index	2,042.91 #	2,035.05	7.86	0.39%	2,021.69	2,042.91	1,872.97	2,452.53	-6.22% €
FTSE/ATHEX Mid & Small Cap Factor-Weighted Ind	2,243.60 #	2,236.26	7.34	0.33%	2,235.88	2,252.59	1,953.64	2,464.88	14.83% #
ATHEX Mid & SmallCap Price Index	3,869.26 €	3,872.89	-3.63	-0.09%	3,840.87	3,878.68	3,459.89	4,442.84	11.76% #
FTSE/Athex Market Index	428.00 €	429.60	-1.60	-0.37%	426.37	433.19	384.60	564.78	-16.88% €
FTSE Med Index	4,503.18 #	4,419.29	83.89	1.90%			3,923.92	4,634.00	3.87% #
Athex Composite Index Total Return Index	1,039.50 €	1,043.86	-4.36	-0.42%	1,035.18	1,050.47	937.82	1,392.60	-16.67% €
FTSE/Athex Large Cap Total Return	2,506.86 €	2,516.89	-10.03	-0.40%			2,246.89	3,277.20	-16.95% €
FTSE/ATHEX Large Cap Net Total Return	755.60 €	758.62	-3.02	-0.40%	752.66	765.14	677.24	979.13	-15.69% €
FTSE/Athex Mid Cap Total Return	1,247.18 #	1,245.57	1.61	0.13%			1,128.83	1,702.90	-13.54% €
FTSE/ATHEX-CSE Banking Total Return Index	354.15 €	366.27	-12.12	-3.31%			291.68	747.83	-44.27% €
Hellenic Mid & Small Cap Index	955.47 #	954.59	0.88	0.09%	950.76	959.21	880.79	1,185.73	-7.42% €
FTSE/Athex Banks	496.69 €	513.69	-17.00	-3.31%	496.65	521.67	406.75	1,042.30	-43.31% €
FTSE/Athex Financial Services	858.43 #	847.72	10.71	1.26%	840.78	869.48	737.75	1,309.27	-23.72% €
FTSE/Athex Industrial Goods & Services	2,061.66 €	2,116.06	-54.40	-2.57%	2,061.66	2,116.70	1,779.28	2,717.62	-8.21% €
FTSE/Athex Retail	62.94 €	63.75	-0.81	-1.27%	62.94	63.75	51.91	2,921.52	-97.74% €
FTSE/ATHEX Real Estate	3,241.25 €	3,301.63	-60.38	-1.83%	3,213.30	3,317.59	2,706.93	3,587.02	-4.91% €
FTSE/Athex Personal & Household Goods	7,515.23 #	7,476.27	38.96	0.52%	7,368.32	7,515.23	6,088.80	8,843.95	-6.07% €
FTSE/Athex Food & Beverage	10,211.04 #	10,152.82	58.22	0.57%	10,152.82	10,403.36	9,316.14	11,879.29	0.57% #
FTSE/Athex Basic Resources	3,249.61 #	3,230.76	18.85	0.58%	3,222.90	3,253.54	2,919.09	4,731.18	-19.41% €
FTSE/Athex Construction & Materials	2,615.60 €	2,617.18	-1.58	-0.06%	2,583.23	2,629.50	2,457.94	3,244.17	-7.19% €
FTSE/Athex Oil & Gas	4,942.20 #	4,811.44	130.76	2.72%	4,789.23	4,942.20	4,087.64	5,396.31	9.11% #
FTSE/Athex Chemicals	8,412.65 #	8,310.09	102.56	1.23%	8,310.09	8,494.96	7,889.97	12,117.06	-26.67% €
FTSE/Athex Media	1,482.65 €	1,495.65	-13.00	-0.87%	1,378.60	1,495.65	1,131.49	1,664.73	-5.00% €
FTSE/Athex Travel & Leisure	1,502.31 #	1,495.53	6.78	0.45%	1,491.28	1,516.06	1,325.32	1,962.01	-17.90% €
FTSE/Athex Technology	739.18 #	737.96	1.22	0.17%	735.48	746.58	668.53	1,116.72	-18.84% €
FTSE/Athex Telecommunications	2,994.80 €	3,003.05	-8.25	-0.27%	2,928.73	3,003.05	2,587.42	3,526.04	-5.39% €
FTSE/Athex Utilities	1,875.81 €	1,878.16	-2.35	-0.13%	1,869.00	1,894.74	1,756.98	2,508.45	-5.85% €
FTSE/Athex Health Care	504.82 #	500.66	4.16	0.83%	496.50	507.59	256.65	517.30	95.65% #
Athex All Share Index	167.18 €	167.33	-0.15	-0.09%	167.18	167.18	152.89	209.09	-12.13% €
Hellenic Corporate Bond Index	116.39 #	116.01	0.38	0.32%			115.75	118.41	-0.48% €
Hellenic Corporate Bond Price Index	96.10 #	95.82	0.28	0.30%			95.62	100.55	-3.85% €

Note 1: FTSE/Med 100, Hellenic Corporate Bond Price Index and Hellenic Corporate Bond Index closing prices refer to the previous trading day of 30/11/2018.

Note 2: The Hellenic Mid & Small Cap Index is a Customized index calculated by the Athens Exchange.

Athex Indices



## Analytic Figures for Athex Market's Boards and Categories

	Total Traded Securities	Main Market	Surveillance	Exchange Traded Funds (ETFs)
Totals	121	108	13	0
Gain / Lose / Same:	40 / 43 / 38	38 / 40 / 30	2 / 3 / 8	0 / 0 / 0
Athex Capitalisation (mill. €) **	47,501.00	47,274.81	226.19	
Daily Average Trans/ons Value(thou.€)	56,162.22	56,169.42	31.91	50.61
Transactions Value	55,882.39	55,876.05	6.34	0.00
Main Board:	50,158.48	50,152.14	6.34	0.00
Blocks Board 6_2_3:	5,723.92	5,723.92	0.00	0.00
Forced Sales Board:	0.00	0.00	0.00	0.00
Special Terms Board:	0.00	0.00	0.00	0.00
Daily Average Transactions Volume	38,233,807	38,067,319	215,650	2,569
Transactions Volume	29,668,826	29,592,438	76,388	0
Main Board:	28,902,095	28,825,707	76,388	0
Blocks Board 6_2_3:	766,731	766,731	0	0
Forced Sales Board:	0	0	0	0
Special Terms Board:	0	0	0	0
Daily Average Number of Trades	20,556	20,462	93	2
Number of Trades	28,514	28,462	52	0
Main Board:	28,504	28,452	52	0
Blocks Board 6_2_3:	10	10	0	0
Forced Sales Board:	0	0	0	0
Special Terms Board:	0	0	0	0

## Trading Details by Athex Sectors and Financial Instruments (ETFs)

Code	Sectors	Gain / Lose / Same	Number of Trades	Transactions Volume	Transactions Value	% of Total Trans. Value
8300	- Banks	0 / 5 / 1	13,300	21,674,234	19,705,883.39	35.26%
1700	- Basic Resources	3 / 1 / 0	209	98,771	134,243.49	0.24%
1300	- Chemicals	2 / 1 / 2	131	24,513	46,319.13	0.08%
2300	- Construction & Materials	5 / 5 / 4	1,233	432,784	1,640,689.46	2.94%
12000	- Financial Instruments	0 / 0 / 0	---	---	---	---
8700	- Financial Services	2 / 1 / 0	725	2,633,975	518,392.48	0.93%
3500	- Food & Beverage	2 / 4 / 4	265	103,698	799,449.71	1.43%
4500	- Health Care	2 / 0 / 2	187	277,480	304,212.31	0.54%
2700	- Industrial Goods & Services	2 / 8 / 6	1,703	573,166	2,877,729.52	5.15%
8500	- Insurance	0 / 0 / 1	3	551	1,880.95	0.00%
5500	- Media	0 / 2 / 0	17	18,157	934.48	0.00%
500	- Oil & Gas	2 / 0 / 1	2,992	422,613	7,178,146.21	12.85%
3700	- Personal & Household Goods	5 / 1 / 7	1,434	389,177	4,078,413.78	7.30%
8600	- Real Estate	3 / 3 / 3	1,169	533,512	3,776,483.68	6.76%
5300	- Retail	2 / 1 / 0	27	15,810	12,711.45	0.02%
9500	- Technology	3 / 3 / 6	356	140,663	132,307.80	0.24%
6500	- Telecommunications	0 / 1 / 0	1,332	482,787	5,213,344.31	9.33%
5700	- Travel & Leisure	5 / 3 / 1	1,789	819,947	4,793,542.31	8.58%
7500	- Utilities	2 / 4 / 0	1,642	1,026,988	4,667,709.18	8.35%

## Top 10 best &amp; worst performing Shares

## Main Market

With positive Price change			With negative Price change		
	Closing price	change		Closing price	change
MOTODYNAMICS S.A. (CR)	0.795	9.66% #	EUROBANK ERGASIAS (CR)	0.564	-6.00% €
KEKROPS SA (CR)	1.56	4.00% #	MYTILINEOS HOLDINGS (CR)	7.95	-3.40% €
INTRACOM CONSTR. (CR)	1.085	3.83% #	NATIONAL BANK (CR)	1.148	-2.71% €
MOTOR OIL (CR)	21.1	3.18% #	GRIVALIA PROPERTIES (CR)	9.1	-2.36% €
ELVALHALCOR (CB)	1.385	2.97% #	ALPHA BANK (CR)	1.34	-2.19% €
PPC (CR)	1.418	2.16% #	PIRAEUS BANK (CR)	0.95	-2.06% €
ATHENS MEDICAL CENTER SA (CR)	1.04	1.96% #	EYDAP S.A. (CR)	5.09	-1.93% €
ATTICA HOLDINGS (CR)	1.18	1.72% #	AEGEAN AIRLINES (CR)	7.65	-1.92% €
HELLENIC PETROLEUM (CR)	7.74	1.58% #	TPA SA (CR)	26.5	-1.85% €
INTRALOT (CR)	0.531	1.53% #	ELTECH ANEMOS S.A. (CR)	1.705	-1.44% €
With the highest Transactions Value			With the highest Transactions Volume		
	Value (thou. €)	change		Volume	change
MOTOR OIL (CR)	6,253.73	3.18% #	EUROBANK ERGASIAS (CR)	9,636,366	-6.00% €
EUROBANK ERGASIAS (CR)	5,558.05	-6.00% €	NATIONAL BANK (CR)	4,246,292	-2.71% €
ALPHA BANK (CR)	5,510.67	-2.19% €	ALPHA BANK (CR)	4,039,656	-2.19% €
OTE (CR)	5,213.34	-0.27% €	PIRAEUS BANK (CR)	3,636,200	-2.06% €
NATIONAL BANK (CR)	5,016.85	-2.71% €	MARFIN INVESTMENT GROUP (CR)	2,556,690	0.80% #
OPAP (CR)	4,454.95	0.69% #	TERNA ENERGY (CR)	624,804	-0.65% €
TERNA ENERGY (CR)	3,849.33	-0.65% €	OPAP (CR)	510,395	0.69% #
PIRAEUS BANK (CR)	3,567.06	-2.06% €	OTE (CR)	482,787	-0.27% €
JUMBO SA (CR)	3,283.90	0.29% #	GRIVALIA PROPERTIES (CR)	304,565	-2.36% €
GRIVALIA PROPERTIES (CR)	2,785.18	-2.36% €	MOTOR OIL (CR)	302,214	3.18% #

Note: Stocks that are not included in the "Low Dispersion" and "Under Supervision" categories, and the transactions value is more than 10,000 €.



## Derivatives Summary

	Number of Trades	Volume	Open Interest
Index Futures	267	1,115	3,975
FTSE/Athex Large Cap	267	1,115	3,975
Stock Futures	2,839	70,708	476,901
ADMIE (IPTO) HOLDING S.A. (CR)	20	81	9,326
ALPHA BANK (CR)	302	4,619	20,871
ATTICA BANK S.A. (CR)	0	0	339
CC HBC AG (CR)	11	39	224
CENERGY HOLDINGS (CB)	38	218	4,595
ELLAKTOR (CR)	136	561	5,347
EUROBANK ERGASIAS (CR)	486	11,213	62,916
EYDAP S.A. (CR)	7	21	666
FOURLIS (CR)	16	19	170
GEK TERNA (CR)	29	93	4,989
GRIVALIA PROPERTIES (CR)	9	35	203
HELLENIC EXCHANGES-A.S.E. (CR)	41	109	676
HELLENIC PETROLEUM (CR)	44	150	2,624
INTRACOM HOLDINGS (CR)	21	423	4,687
INTRALOT (CR)	24	271	3,751
JUMBO SA (CR)	6	18	1,005
LAMDA DEVELOPMENT SA (CR)	26	93	1,847
MARFIN INVESTMENT GROUP (CR)	74	2,191	51,474
MOTOR OIL (CR)	17	24	217
MYTILINEOS HOLDINGS (CR)	162	525	7,732
NATIONAL BANK (CR)	437	41,470	247,794
OPAP (CR)	80	363	2,620
OTE (CR)	93	475	2,198
P.P.A. S.A. (CR)	2	7	557
PIRAEUS BANK (CR)	452	5,920	19,198
PPC (CR)	193	1,247	8,953
TERNA ENERGY (CR)	60	249	6,478
TITAN CEMENT (CR)	4	13	232
VIOHALCO SA/NV (CB)	49	261	5,212
Index Options	32	375	2,424
FTSE/Athex Large Cap	32	375	2,424
Stock Options	1	20	1,440
ALPHA BANK (CR)	0	0	150
NATIONAL BANK (CR)	0	0	660
OPAP (CR)	0	0	0
OTE (CR)	0	0	0
PIRAEUS BANK (CR)	0	0	520
PPC (CR)	1	20	110
<b>Total Derivatives Traded</b>	<b>3,139</b>	<b>72,218</b>	<b>484,740</b>











Number of Outstanding Securities	Nominal Value	Dividends [1]			Date of Last Coupon		Note	Shares	Closing price	% change	Previous closing price/date	Open price	Price min	Price max	Last price	Avg price	Last Bid [7]	Last Ask [7]	P/E after	Year	Volume	Trades	Transactions Value[8]	Company Mkt Value (thou. €)	Year low	Year high	Sector[4]
		2015	2016	2017	Dividend [2]	Right																					
25,179,640	0.600	---	---	---	08/08/1994	19/09/2000	5191	J.BOUTARIS & SON HOLD. SA (CB)	0.026	---	0.026	01/10/2018	---	---	---	---	---	---	---	---	---	---	---	742.45	0.024	0.066	3535
1,540,000	0.600	---	---	---	08/08/1994	19/09/2000	5192	J.BOUTARIS & SON HOLD. (PB)	0.057	---	0.057	01/10/2018	---	---	---	---	---	---	---	---	---	---	---	742.45	0.057	0.09	3535
23,935,280	0.300	---	---	---	29/06/2009	13/06/2000	5153	NAYTEMPORIKI PUBLISHING SA(CR)	0.107	---	0.107	02/10/2017	---	---	---	---	---	---	---	---	---	---	---	2,561.07	0.107	0.107	5557
255,459,600	0.300	---	---	---	26/06/2000	03/12/2010	5101	NEL SA (CR)	0.07	---	0.07	31/08/2015	---	---	---	---	---	---	---	---	---	---	---	17,882.17	0.07	0.07	5759
23,463,874	0.800	---	---	---	23/05/2003	21/12/1999	4918	NEORION SA (CR)	0.125	---	0.125	30/08/2012	---	---	---	---	---	---	---	---	---	---	---	2,932.98	0.125	0.125	2753
18,750,000	0.300	---	---	---	02/07/2001	31/12/2012	5154	PEGASUS PUBLISHING S.A. (CR)	0.089	---	0.089	02/10/2017	---	---	---	---	---	---	---	---	---	---	---	1,668.75	0.089	0.089	5557
144,688,060	0.600	---	---	---	21/04/2008	10/03/2010	4982	T BANK (CR)	0.048	---	0.052	# 29/11/2011	---	---	---	---	---	---	---	---	---	---	---	6,945.03	0.048	0.048	8355
284,465,964	3.70	---	---	---	20/06/2008	15/06/2009	4913	TT HELLENIC POSTBANK (CR)	0.168	---	0.239	# 29/08/2012	---	---	---	---	---	---	---	---	---	---	---	47,790.28	0.168	0.168	8355
13,920,000	0.320	---	---	---	19/11/2001	01/08/2000	4726	TEXAPRET SA (CR)	0.08	---	0.08	28/02/2011	---	---	---	---	---	---	---	---	---	---	---	1,113.60	0.08	0.08	3763
100,793,572	0.300	---	---	---	16/07/2009	11/02/2016	5110	TELETIPPOS SA (CR)	0.06	---	0.06	07/03/2016	---	---	---	---	---	---	---	---	---	---	---	6,047.61	0.06	0.06	5553
510,840	1.00	---	---	---	15/07/2008	21/11/2013	5036	TROPEA HOLDING (CR)	2	---	0.02	# 30/03/2012	---	---	---	---	---	---	---	---	---	---	---	1,021.68	2	2	3722
4,034,950	0.680	---	---	---	01/07/2005	30/12/2010	5171	CHATZIKRANIOTIS & SONS SA (CR)	0.14	---	0.14	27/04/2018	---	---	---	---	---	---	---	---	---	---	---	564.89	0.102	0.18	3577

Shares' Notes

Code	Note text
( )	- Adjusted dividends.
*	- Last adjusted closing price.
[1]	- Net dividends.
[2]	- The "Date of Last Coupon" for New listings refers to the date company's stocks started to trade in Athex
[3]	- The Company Market Value is referred to the number of outstanding shares
[4]	- Sectors codification can be found in Appendix A
[5]	- The Market Value refers to the total number of shares listed (including their several classes) in the exchange by the company.
[6]	- P/E greater than 100
[7]	- Last view of the Order Book before the end of the trading session
[8]	- All Blocks Methods' Transactions Value are included.
4690	- Transfer to Surveillance category as of 4/4/2006.
4726	- Suspension of trading as of 1/3/2011.
4750	- Transfer to the "Under Surveillance Category" from 8/4/2011.
4865	- Suspension of trading as of 2/4/2012.
4887	- Transfer to the Surveillance Category as of 10/4/2012.
4912	- Transfer to the Surveillance Category as of 31/7/2012.
4913	- Suspension of trading as of 30/8/2012.
4914	- Suspension of trading as of 31/8/2012.
4918	- Suspension of trading as of 31/8/2012.
4939	- Suspension of trading as of 30/11/2012.
4955	- Transfer to the Surveillance Category as from 5/4/2013.
4956	- Transfer to the Surveillance Category as from 5/4/2013.
4957	- Transfer to the Surveillance Category as from 5/4/2013.
4958	- Transfer to the Surveillance Category as from 5/4/2013.
4959	- Transfer to the Surveillance Category as from 5/4/2013.
4982	- Suspension of trading as of 30/11/2011.
4983	- Transfer to the Surveillance Category as of 5/4/2013.
5002	- Suspension of trading as of 30/08/2013.
5003	- Suspension of trading as of 30/08/2013.
5004	- Suspension of trading as of 30/08/2013.
5036	- The company's share is under suspension of trading as of 2/4/2012. During suspension, the company proceeded and concluded a share reverse split, according to which - after the conclusion of the corporate action - the total number of the company's shares, as well as, the last closing price of 30/03/2012 were adjusted.
5080	- Transfer to the Surveillance Category as of 05/12/2014.
5087	- Suspension of trading as of 1/4/2015.
5093	- Transfer to the Surveillance Category as of 8/4/2015.
5094	- Transfer to the Surveillance Category as of 8/4/2015.
5095	- Transfer to the Surveillance Category as from 9/4/2015.
5098	- Suspension of trading as of 2/6/2015.
5099	- Suspension of trading as of 3/6/2015.
5101	- Suspension of trading as of 1/9/2015.
5109	- Suspension of trading as of 01/03/2016.
5110	- Suspension of trading as of 08/03/2016.
5112	- Transfer to the Surveillance Category as of 15/04/2016.
5115	- Transfer to the Surveillance Category as of 15/04/2016.
5123	- Transfer to the Surveillance Category as of 01/04/2016.
5130	- Suspension of trading as of 18/04/2017.
5136	- Suspension of trading as of 02/05/2017.
5141	- Transfer to the Surveillance Category as of 10/05/2017.
5153	- Suspension of trading as of 03/10/2017.
5154	- Suspension of trading as of 03/10/2017.
5156	- Transfer to the Surveillance Category as of 11/12/2017.
5160	- Transfer to the Surveillance Category as of 15/04/2016.



## Shares' Notes

Code	Note text
5161	- Transfer to the Surveillance Category as of 25/11/2011.
5162	- Transfer to the Under Supervision Category as of 21/12/2009.
5164	- Suspension of trading as of 01/12/2015.
5165	- Transfer to the Surveillance Category as of 15/02/2018.
5171	- Suspension of trading as of 30/04/2018.
5172	- Suspension of trading as of 30/04/2018.
5174	- Suspension of trading as of 02/05/2018.
5178	- Transfer to the Surveillance Category as of 11/05/2018.
5179	- Suspension of trading as of 25/05/2018.
5180	- Transfer to the Surveillance Category as of 29/05/2018.
5190	- Transfer to the Surveillance Category as of 01/10/2018.
5191	- Suspension of trading as of 02/10/2018.
5192	- Suspension of trading as of 02/10/2018.
5193	- Transfer to the Surveillance Category as of 25/10/2018.
5194	- Transfer to the Surveillance Category as of 25/10/2018.
5195	- Transfer to the Surveillance Category as of 01/12/2017.
5197	- Transfer to the Surveillance Category as of 07/11/2018.

Securities Blocks Details

Securities	Block Volume	Price	Block Trade Value	Time of approval	Note
TERNA ENERGY (CR)	100,000	6.19	618,500.00	10:47:11	20
PIRAEUS BANK (CR)	1	1.03	1.03	12:16:12	18
TERNA ENERGY (CR)	425,417	6.16	2,618,441.64	13:03:15	20
PIRAEUS BANK (CR)	16,700	0.873	14,570.75	13:09:53	14
OPAP (CR)	983	8.06	7,922.19	13:11:02	14
JUMBO SA (CR)	50,000	13.78	689,000.00	14:24:37	20
JUMBO SA (CR)	25,000	13.78	344,500.00	16:49:16	20
JUMBO SA (CR)	24,206	13.78	333,558.68	16:50:13	20
OPAP (CR)	89,327	8.71	778,038.17	17:15:31	20
GRIVALIA PROPERTIES (CR)	35,097	9.10	319,382.70	17:15:34	20

Blocks Notes

- 9 - Method 6-1 / Special Fees
- 10 - Method 6-1 / Special Fees, SDS
- 14 - Method 6-3 / Settlement, Incomplete Buy and Sell
- 18 - Method 6-2 / SPOT 1
- 19 - Method 6-2 / SPOT 2
- 20 - Method 6-1 and Method 6-1 Same Day Settlement
- 21 - Other Pre-agreed

**Shares Rights Details**

Occured date	Exercise from	Exercise until	Trading until	Rights	Price min	Price max	Closing price	Last Bid	Last Ask	Volume	Trades	Transactions Value
--------------	---------------	----------------	---------------	--------	-----------	-----------	---------------	----------	----------	--------	--------	--------------------

No Rights Transactions.

---

**Securities Forced Sales**

---

Securities	Category of Security	Transaction s Volume	Number of Trades	Transactions Value	Note
------------	----------------------	-------------------------	---------------------	-----------------------	------

---

No Forced Transactions.

---

---

**Forced Sales Notes**

---

- 1 - Normal Forced Sale.
- 2 - Forced Sales of Fixed Registered Shares.
- 3 - Forced Sales of Remaining Stock Fractions.

**Forced Sales Registered Shares**

Securities	Start Date	End Date	Initial Volume	Remaining Volume	Date	Avg price (day)	Avg price (period)	Number of Trades	Transactions Volume	Transactions Value
------------	------------	----------	----------------	------------------	------	-----------------	--------------------	------------------	---------------------	--------------------

No Fixed Registered Shares Forced Sales.

**Forced Sales Notes**

According to Decision 1/380/04.05.2008 of the Hellenic Republic Capital Market Commission, the certificated registered shares that have not been deposited to the issuer for dematerialisation, will be auctioned in the Athens Exchange by the supervising issuer. Forced sales procedure is held according to Article 99A of the Athens Exchange Rulebook. The average price of the period is calculated by dividing the Total transactions value by the Total volume and includes all the transactions made until the current date.

## Exchange Traded Funds (ETFs) Characteristics

	Transactions Date (T)	Creation / Redemption	Units (T-1)	New Units (T-1)	Redemption Units (T-1)	Units (T) [1]	Fund Assets [2]	Net Unit Price	Dividend per	Dividend Date
ALPHA ETF FTSE Athex Large Cap	04/12/2018	5,000	629,082	13,300	---	642,382	11,126,810.00	17.3212	0.43	30/06/2018

## ETFs Notes

[1] - Units (T) = Units (T-1) + New Units (T-1) - Redemption Units (T-1)

[2] - The Creation / Redemption Units of T-1 are included.

## Convertible Corporate Bonds - Regulated Market

Num Listed Bonds	Nominal price	Issue price	Today's Rate	Exp. Date	Duration (years)	Note	Coupon		Trading	Corporate Bonds	Price min	Price max	Closing price	Previous closing price/date	Volume	Transactions Value	Last order			ear min	Year max
							Common	Preferred									Price	Buy / Sell	Date		
179,991,941	0.30	0.30	1.00	11/10/2025	9	---	9	---	1	FORTHNET S.A. (Convertible)	---	---	---	---	---	---	1.0610	B	04/12/2018	100.0000	100.0000

## Corporate Bonds Notes

Transactions Volume = (Pieces) \* (Nominal Price). Transactions Value = (Pieces) \* (Nominal Price) \* (price %) + (Accrued interest).

The price of a Bond is stated as a percentage (%) of Bond's Nominal Price.

Nominal Price in Euros (€), except if it is noted differently.

## Non Convertible Corporate Bonds - Regulated Market

Num Listed Bonds	Nominal price	Issue price	Today's Rate	Exp. Date	Duration (years)	Note	Coupon		Trading	Corporate Bonds	Accrued Int.	Yield.T.Mat	Price min	Price max	Closing price	Previous closing price/date	Volume	Transactions Value	Last order		ear min	Year max		
							Common	Preferred											Price	Buy / Sell			Date	
25,000	1,000.00	1,000.00	4.95	26/06/2023	5	---	1	---	1	B&F COMM. & GARM. INDUS. S.A. (Non Convertible)	22.4125	5.8450	---	---	---	96.2700	30/11/2018	---	---	92.3721	B	34/12/2018	92.3969	100.0000
90,000	1,000.00	1,000.00	3.00	11/05/2023	5	---	2	---	1	CORAL A.E. (Non Convertible)	2.0000	2.7830	100.1500	100.7500	100.6750	100.9570	03/12/2018	34,000	34,297.50	100.1500	B	34/12/2018	100.0000	101.3500
120,000	1,000.00	1,000.00	3.95	04/04/2025	7	---	2	---	1	GEK TERNA S.A. (Non Convertible)	6.9125	4.0380	---	---	---	99.0000	03/12/2018	---	---	99.0000	B	34/12/2018	98.6744	102.9900
60,000	1,000.00	1,000.00	3.85	21/07/2022	5	---	3	---	1	TERNA ENERGY FINANCE S.A. (Non Convertible)	14.5444	3.4220	100.2000	101.6000	100.8000	101.6000	03/12/2018	117,000	120,139.70	100.8000	B	34/12/2018	99.3154	103.4900
300,000	1,000.00	1,000.00	3.10	27/06/2022	5	---	3	---	1	MYTILINEOS HOLDINGS S.A. (Non Convertible)	13.9500	2.7780	100.2000	100.6950	100.6467	100.5950	03/12/2018	227,000	231,634.65	100.4000	B	34/12/2018	100.1901	103.4800
50,000	1,000.00	1,000.00	4.25	20/06/2022	5	---	3	---	1	SYSTEMS SUNLIGHT S.A. (Non Convertible)	19.8333	4.2550	99.0100	99.8900	99.1500	99.8950	03/12/2018	49,000	49,544.73	99.1500	B	34/12/2018	98.0000	103.2000
200,000	1,000.00	1,000.00	3.50	21/03/2022	5	---	4	---	1	O.P.A.P. S.A. (Non Convertible)	7.3889	2.7730	101.7100	102.6990	101.7100	101.9070	03/12/2018	145,000	149,024.65	101.7100	B	34/12/2018	101.3000	103.1500
40,000,000	1.00	1.00	5.00	04/10/2021	5	---	9	---	1	HOUSEMARKET S.A. (Non Convertible)	0.0088	3.7930	101.8210	102.1800	102.0490	101.9500	30/11/2018	45,000	46,315.78	101.8510	B	34/12/2018	98.9369	105.1000

## Corporate Bonds Notes

Transactions Volume = (Pieces) \* (Nominal Price). Transactions Value = (Pieces) \* (Nominal Price) \* (price %) + (Accrued interest).

The price of a Bond is stated as a percentage (%) of Bond's Nominal Price.

Nominal Price in Euros (€), except if it is noted differently.



## Government Bonds

Number Listed Bonds	Nominal price	Today's Rate	Accrued Interest Calc	Exp. Date [1]	Duration (years)	Note	Coupons Date	Curr. coupon value	Trading Unit	Government Bonds	Price min	Price max	Closing price	Previous closing price/date	Volume	Transactions Value	Price	Last order Buy / Sell	Date
3,000,000	1,000.00	4.38	Actual/Actual	01/08/2022	5	---	01/08	4.38	1	GGB-FXD-010822-05Y-4.375-1,000	---	---	---	---	---	---	---	---	---
4,355,990,324	1.00	3.50	Actual/Actual	30/01/2023	5	---	01/02 - 31/01	3.50	1	GGB-FXD-300123-05Y-3.500-1.00	---	---	---	94.5720 13/07/2018	---	---	1.0000	B	28/11/2018
5,962,747,327	1.00	3.75	Actual/Actual	30/01/2028	10	---	/02 - 01/02 - 31/	3.75	1	GGB-FXD-300128-10Y-3.750-1.00	---	---	---	85.4610 13/07/2018	---	---	1.0000	B	28/11/2018
6,091,218,404	1.00	3.90	Actual/Actual	30/01/2033	15	---	/02 - 01/02 - 31/	3.90	1	GGB-FXD-300133-15Y-3.900-1.00	---	---	---	78.6730 13/07/2018	---	---	1.0000	B	28/11/2018
4,805,399,486	1.00	4.00	Actual/Actual	30/01/2037	19	---	/02 - 01/02 - 31/	4.00	1	GGB-FXD-300137-19Y-4.000-1.00	---	---	---	77.0370 13/07/2018	---	---	1.0000	B	28/11/2018
4,603,713,186	1.00	4.20	Actual/Actual	30/01/2042	24	---	/02 - 01/02 - 31/	4.20	1	GGB-FXD-300142-24Y-4.200-1.00	---	---	---	77.7640 13/07/2018	---	---	1.0000	B	28/11/2018
550,418,123	1.00	3.00	Actual/Actual	24/02/2023	11	---	24/02	3.00	1	GGB-FXD-240223-11Y-2.000-1.00	---	---	---	10.0000 22/06/2015	---	---	---	---	---
445,007,576	1.00	3.00	Actual/Actual	24/02/2024	12	---	24/02	3.00	1	GGB-FXD-240224-12Y-2.000-1.00	---	---	---	10.0000 22/06/2015	---	---	---	---	---
423,674,226	1.00	3.00	Actual/Actual	24/02/2025	13	---	24/02	3.00	1	GGB-FXD-240225-13Y-2.000-1.00	---	---	---	10.0000 22/06/2015	---	---	---	---	---
212,292,153	1.00	3.00	Actual/Actual	24/02/2026	14	---	24/02	3.00	1	GGB-FXD-240226-14Y-2.000-1.00	---	---	---	10.0000 22/06/2015	---	---	---	---	---
160,621,352	1.00	3.00	Actual/Actual	24/02/2027	15	---	24/02	3.00	1	GGB-FXD-240227-15Y-2.000-1.00	---	---	---	10.0000 22/06/2015	---	---	---	---	---
183,244,055	1.00	3.00	Actual/Actual	24/02/2028	16	---	24/02	3.00	1	GGB-FXD-240228-16Y-2.000-1.00	---	---	---	10.0000 22/06/2015	---	---	---	---	---
164,802,894	1.00	3.00	Actual/Actual	24/02/2029	17	---	24/02	3.00	1	GGB-FXD-240229-17Y-2.000-1.00	---	---	---	10.0000 22/06/2015	---	---	---	---	---
165,460,943	1.00	3.00	Actual/Actual	24/02/2030	18	---	24/02	3.00	1	GGB-FXD-240230-18Y-2.000-1.00	---	---	---	10.0000 22/06/2015	---	---	---	---	---
129,007,241	1.00	3.00	Actual/Actual	24/02/2031	19	---	24/02	3.00	1	GGB-FXD-240231-19Y-2.000-1.00	---	---	---	10.0000 22/06/2015	---	---	---	---	---
126,192,683	1.00	3.00	Actual/Actual	24/02/2032	20	---	24/02	3.00	1	GGB-FXD-240232-20Y-2.000-1.00	---	---	---	10.0000 22/06/2015	---	---	---	---	---
146,905,168	1.00	3.00	Actual/Actual	24/02/2033	21	---	24/02	3.00	1	GGB-FXD-240233-21Y-2.000-1.00	---	---	---	10.0000 22/06/2015	---	---	---	---	---
154,475,606	1.00	3.00	Actual/Actual	24/02/2034	22	---	24/02	3.00	1	GGB-FXD-240234-22Y-2.000-1.00	---	---	---	10.0000 22/06/2015	---	---	---	---	---
144,429,441	1.00	3.00	Actual/Actual	24/02/2035	23	---	24/02	3.00	1	GGB-FXD-240235-23Y-2.000-1.00	---	---	---	10.0000 22/06/2015	---	---	---	---	---
166,211,676	1.00	3.00	Actual/Actual	24/02/2036	24	---	24/02	3.00	1	GGB-FXD-240236-24Y-2.000-1.00	---	---	---	10.0000 22/06/2015	---	---	---	---	---
145,461,669	1.00	3.00	Actual/Actual	24/02/2037	25	---	24/02	3.00	1	GGB-FXD-240237-25Y-2.000-1.00	---	---	---	10.0000 22/06/2015	---	---	---	---	---
146,941,087	1.00	3.00	Actual/Actual	24/02/2038	26	---	24/02	3.00	1	GGB-FXD-240238-26Y-2.000-1.00	---	---	---	10.0000 22/06/2015	---	---	---	---	---
135,115,612	1.00	3.00	Actual/Actual	24/02/2039	27	---	24/02	3.00	1	GGB-FXD-240239-27Y-2.000-1.00	---	---	---	10.0000 22/06/2015	---	---	---	---	---
141,909,637	1.00	3.00	Actual/Actual	24/02/2040	28	---	24/02	3.00	1	GGB-FXD-240240-28Y-2.000-1.00	---	---	---	10.0000 22/06/2015	---	---	---	---	---
136,788,720	1.00	3.00	Actual/Actual	24/02/2041	29	---	24/02	3.00	1	GGB-FXD-240241-29Y-2.000-1.00	---	---	---	10.0000 22/06/2015	---	---	---	---	---
163,643,410	1.00	3.00	Actual/Actual	24/02/2042	30	---	24/02	3.00	1	GGB-FXD-240242-30Y-2.000-1.00	---	---	---	10.0000 22/06/2015	---	---	---	---	---
742,153	1,000.00	0.93	FLR Actual/360	10/08/2019	5	---	10/02 - 10/08	---	1	GGB-FLT-100819-05Y-0.934-1,000	---	---	---	---	---	---	50.0001	B	12/12/2017
3,000,000	1,000.00	3.38	Actual/Actual	15/02/2025	7	---	15/02	3.38	1	GGB-FXD-150225-07Y-3.375-1,000	---	---	---	---	---	---	---	---	---
2,456,470	1,000.00	4.75	Actual/Actual	17/04/2019	5	---	17/04	4.75	1	GGB-FXD-170419-05Y-4.750-1,000	---	---	---	---	---	---	---	---	---

## Government Bonds Notes

Transactions Volume = (Pieces) \* (Nominal Price). Transactions Value = (Pieces) \* (Nominal Price) \* (price %) + (Accrued interest).

The Value of current coupon for the issues with NV 0.01 euro refers to NV 100 euros

FLR: Floating Interest Rate.

[1] - The Expiration Date of the interest bearing period and the Date for coupon payment.

## Treasury Bills &amp; Zero Coupon Government Bonds

Issue Date	13-Week Maturity									26-Week Maturity							52-Week Maturity										
	Exp. Date	Initial Rate	Num Listed Bonds	Nominal price	Issue price	Last Trade Price	Last Trade Date	Volume Traded	Note	Exp. Date	Initial Rate	Num Listed Bonds	Nominal price	Issue price	Last Trade Price	Last Trade Date	Volume Traded	Note	Exp. Date	Initial Rate	Num Listed Bonds	Nominal price	Issue price	Last Trade Price	Last Trade Date	Volume Traded	Note
16/03/2018	---	---	---	---	---	---	---	---	---	---	---	---	---	---	---	---	---	---	15/03/2019	1.25	1,000,000	1,000.00	987.52	---	---	---	---
15/06/2018	---	---	---	---	---	---	---	---	---	---	---	---	---	---	---	---	---	---	14/06/2019	1.09	1,000,000	1,000.00	989.10	---	---	---	---
14/09/2018	---	---	---	---	---	---	---	---	---	---	---	---	---	---	---	---	---	---	13/09/2019	1.09	1,000,000	1,000.00	989.10	---	---	---	---

Bonds in Circulation	Currency / Min nominal traded Value	Coupons Payment Date	Current Coupon Value	Note	Coupon	Trading Unit	Issue Date	Duration (years)	Today's Interest	A.I.C in days	Bonds	Last price of previous days		Last Outcry in Cash (euro)		Trades in Pieces	Life min	Life Max	
												Price	Buy / Sell	Price	Buy / Sell				
<b>Corporate Bonds in Foreign Currency and Euro</b>																			
103,746	GBP / 10	01/12	0.25	---	60	1	01/12/1930	98	2.5	360	National Mortgage Bank	2.27	05/02/1996	2.27	S	05/02/1996	---	2.27	2.27
0	GBP / 10	01/12	0.25	---	62	1	01/12/1928	100	2.5	360	National Mortgage Bank	---	---	---	---	---	---	---	---

## Government Bonds Notes

A.I.C: Accrued Interest Calculation base.

FLR: Floating Interest Rate.

The minimum tradeable Nominal Value for all Demeterialised Government Titles is 100 Euros.

(μτφρ-0)

Athex & ATHEXClear Members List

Member Name	Stock Market			Derivatives Market		ATHEXClear Member				
	Address	Phone	Fax	Market Member	Remote Member	Market Maker	Proprietary	Market Maker	General Clearing	Direct Clearing
A. SARRIS SECURITIES S.A.				a						
6, DRAGATSANIOU ATHINA	+30 2103367700	210-3312324								
ALPHA BANK A.E.									a	
40, STADIOU STR ATHINA	(210)-3260000	(210)-3264116								
	(210)-3265546	(210)-3265811								
103, AVE. ATHINON ATHINA	+30 2103436820	210-3436270								
ALPHA FINANCE INVESTMENT SERVICES S.A.				a		a	a	a		a
5, MERLIN ATHINA	+30 2103677400	210-33311193								
ARDU PRIME SECURITIES S.A.				a			a			
12-14, KARAGIORGI SERVIAS ATHINA	+30 2103800820	210-3000854								
ARGUS STOCKBROKERS LTD				a	a		a			
25, DIMOSTHENI SEVERI AVE NICOSIA	+357 22717000	0035722717070								
ATLANTIC SECURITIES LIMITED				a	a					
37, PRODROMOU NICOSIA	+357 22445400	00357 22661914								
AXIA VENTURES GROUP LTD				a	a					
, KRANIDIOTI 10, OFFICE 102 NICOSIA	+357 22742000	357 22742001								
AXON SECURITIES S.A.				a			a			
48, STADIOU ATHINA	+30 2103363800	210-3243903								
BANK OF AMERICA MERRILL LYNCH				a	a					
2, KING EDWARD STREET LONDON	+44 20276281000									
BETA SECURITIES S.A.				a		a	a			a
29, ALEXANDRAS AVEN. & VRAILA ATHINA	+30 2106478900	210-6410139								
BNP PARIBAS SECURITIES SERVICES									a	
2, LAMPSAKOU ATHINA	+30 2107468500	210-7468579-581								
CAPITAL SECURITIES S.A.				a			a			
58, MITROPOLEOS ATHINA	+30 2103369700	+30 210 3369820								
CFS SECURITIES-INVESTMENT SERVICES S.A.				a						
3, PAPARRIGOPOULOU ATHINA	+30 2103360800	+30 210-3360980								
CITIGROUP GLOBAL MARKET LTD				a	a					
1, CITIGROUP CENTER, CANADA SQ., CANARY WHARF LONDON	+44 02079864000									
CREDIT SUISSE SECURITIES (EUROPE) LIMITED				a	a					
1, CABOT SQUARE LONDON	+44 2078888888									
CYCLOS SECURITIES S.A.				a			a			a
39, PANEPISTIMIOU ATHINA	+30 2103364300	+30 210-3239122								
DEUTSCHE BANK S.A.				a	a		a			
1, GREAT WINCHESTER STREET LONDON	+44 20 754 54209	00441133361437								
DYNAMIC SECURITIES S.A.				a			a			a
8, OMIROU ATHINA	+30 2103677700	210-3677777								
EUROBANK EQUITIES INVESTMENT FIRM S.A				a		a	a	a		a
, FILELLINON 10 & XENOFONTOS 13 ATHINA	+30 2103720000	210-3720001								
EUROBANK ERGASIAS S.A.									a	
8, OTHONOS STR. ATHINA	(210)-3337969	(210)-3245916								
	(210)-3337000	(210)-3233866								
8, OTHONOS ATHINA	+30 2103337000	210-3245916								
EUROCORP INVESTMENT SERVICES S.A.				a			a			a
14, FILIKIS ETERIAS SQ, ATHINA	+30 2107263500	2107263666								
EUOTRUST INVESTMENT FIRM SA				a						
113, SEVASTOPOLEOS ATHINA	+30 2103363100	+30 210-3238334								
EUROXX SECURITIES S.A.				a		a	a	a		a
7, PALAIOLOGOU CHALANDRI	(210)-6879400	(210)-6879401								
7, PALEOLOGOU CHALANDRI	+30 2106879400	210-6879401								
G. A. PERVANAS SECURITIES-INVESTMENT SERVICES CO S.A.				a						
7-9, SOFOKLEOUS ATHINA	+30 2103727200	210-3210-291								
GLOBAL CAPITAL SECURITIES AND FINANCIAL SERVICES LTD				a	a					
50, AVE. ARCHIEPISKOPOU MAKARIOU NICOSIA	+357 22710710	357 22339332								
HELLENIC BANK (INVESTMENTS) LTD					a					
, AVE.KYRIAKOU MATSI 31 - PO BOX 24747 NICOSIA	+357 22500100	357 22500110								
HELLENIC-AMERICAN SECURITIES S.A.				a		a	a			a
27, ANDREA PAPANDEROU ATHINA	+30 2103311100	+30 210-3215968								
HSBC FRANCE									a	
109-111, AVE. MESOGION ATHINA	+30 2106960000	210-6929336								
INDEX SECURITIES S.A.				a						
6, DRAGATSANIOU ATHINA	+30 2103213920	+30 210-3213216								

**Athex & ATHEXClear Members List**

Member Name				Stock Market			Derivatives Market		ATHEXCclear Member	
	Address	Phone	Fax	Market Member	Remote Member	Market Maker	Proprietary	Market Maker	General Clearing	Direct Clearing
INVESTMENT BANK OF GREECE S.A.				a		a	a	a	a	
32 , EGIALIAS & PARADISOU MAROUSI	+30 2108173111	+30 210-6896325								
J. CHR. MAVRIKIS SECURITIES S.A.				a						
5, SOFOKLEOUS ATHINA	+30 2103216730	210-3217767								
KAPPA SECURITIES S.A.				a			a			
15, VALAORITOU ATHINA	+30 2103678600	+30 210-3641002								
KARAMANOF SECURITIES AND INVESTMENT SERVICES S.A.				a			a			
2, SQ. AGION THEODORON ATHINA	+30 2103212947	+30 210-3217088								
LAIKI FINANCIAL SERVICES LTD					a					
26, AVE. VYRONOS NICOSIA	357 22367367	357 22718567								
LEON DEPOLAS SECURITIES S.A.				a		a	a			
1, CHRISTOU LADA ATHINA	+30 2103213276	+30 210-3211618								
MEGA EQUITY SECURITIES & FINANCIAL SERVICES PUBLIC LTD				a	a		a			
42-44, AVE. GRIVA DIGENI NICOSIA	+357 22711711	357 22711811								
MERIT SECURITIES S.A.				a		a	a			a
5, SOFOKLEOUS ATHINA	+30 2141008800	210-6971830								
N. CHRYSOCHOIDIS STOCK BROKERAGE I.S.S.A.				a			a			a
7-9, SOFOKLEOUS ATHINA	+30 2103213913	+30 210-3216115								
NATIONAL BANK OF GREECE S.A.				a		a	a		a	
68, AKADIMIAS STR. ATHINA	(210)-3328817	(210)-3328678								
86, AILOU STR. ATHINA	(210)-3341000	(210)-3228187								
NATIONAL SECURITIES S.A.				a		a	a	a		
66, KIFISIAS AVE , BUILDING A ATHINA	+30 2107720000	+30 210-7720002								
NUNTIUS BROKERAGE AND INVESTMENT SERVICES S.A.				a						
6, DRAGATSANIOU ATHINA	+30 2103350599	+30210-3254846								
ONE PLUS CAPITAL LIMITED				a	a					
, 75 PRODROMOU AVENUE, ONEWORLD PARKVIEW HOUSE, 3RD FLOOR, 22873760										
PANTELAKIS SECURITIES S.A.				a		a	a	a		
57, ETHNIKIS ANTISTASIS B CHALANDRI	+30 2106965000	210-6929550								
PEGASUS SECURITIES S.A.				a			a			
17 , VALAORITOU & AMERIKIS ATHINA	+30 2103670700	+30 210-3670760								
PIRAEUS BANK S.A.				a			a		a	
4, AMERIKIS STR ATHINA	(210)-3335918	(210)-3254207								
4, AMERIKIS STR. ATHINA	(210)-3335000	(210)-3335079								
4, AMERIKIS ATHINA	+30 2103335000	210-3335079								
PIRAEUS SECURITIES S.A.				a		a	a	a		a
10, STADIOU ATHINA	+30 2103354100	210-3354170								
PRELIUM INVESTMENT SERVICES S.A.				a			a			
342, KIFISIAS ATHINA	+30 2103677044	+30 210-6926403								
PROCHOICE SECURITIES LTD				a	a					
57, SPYROU KYPRIANOY NICOSIA	+357-24-661192	+357-24-662464								
SHARELINK SECURITIES-FINANCIAL SERVICES LTD				a	a		a			
6 , THEOTOKI MEGARO ELLINA NICOSIA	+357 22554200	+357 22750852								
SOCIETE GENERALE S.A.				a	a		a			
, 17 COURS VALMY 92987 PUTEAUX - LA DEFENSE PARIS	+33 157290504	+33142138697								
SOLIDUS SECURITIES S.A				a			a			a
64, LOUIZIS RIANCOUR ATHINA	+30 2106900600	210-6985421								
ST. EM. LAVRENTAKIS SECURITIES S.A.				a			a			
7-9, SOFOKLEOUS ATHINA	+30 2103213336	+30 210-3246572								
THE CYPRUS INVESTMENT & SECURITIES CORPORATION LTD				a	a					
154, LIMASSOL AVENUE, STROVOLOS NICOSIA	+357 22121700	357 22338800								
UBS LIMITED				a	a					
1 , FINSBURY AVENUE LONDON	+44 2075687135									

List of Stocks under Market Making operations

Securities	Market Maker	Start Market Making	Stock Category
<b>FOLLI FOLLIE (CR)</b>			<b>Suspension Status</b>
	NATIONAL SECURITIES S.A.	17/02/2014	
	PIRAEUS SECURITIES S.A.	04/05/2015	
<b>ADMIE (IPTO) HOLDING S.A. (CR)</b>			<b>Main Market</b>
	PIRAEUS SECURITIES S.A.	29/06/2017	
<b>ALPHA BANK (CR)</b>			<b>Main Market</b>
	ALPHA FINANCE INVESTMENT SERVICES S.A.	29/02/2016	
	EUROBANK EQUITIES INVESTMENT FIRM S.A.	24/10/2012	
	LEON DEPOLAS SECURITIES S.A.	04/01/2016	
	MERIT SECURITIES S.A.	03/09/2013	
	NATIONAL SECURITIES S.A.	15/01/2013	
	PIRAEUS SECURITIES S.A.	28/05/2013	
<b>ALUMIL (CR)</b>			<b>Main Market</b>
	BETA SECURITIES S.A.	18/07/2013	
<b>ATTICA BANK S.A. (CR)</b>			<b>Main Market</b>
	BETA SECURITIES S.A.	02/06/2014	
	EUROXX SECURITIES S.A.	22/01/2016	
	PIRAEUS SECURITIES S.A.	20/09/2017	
<b>ATTICA HOLDINGS (CR)</b>			<b>Main Market</b>
	HELLENIC-AMERICAN SECURITIES S.A.	28/12/2017	
<b>AUTOHELLAS SA (CR)</b>			<b>Main Market</b>
	EUROXX SECURITIES S.A.	02/07/2018	
<b>BYTE COMPUTER SA (CR)</b>			<b>Main Market</b>
	MERIT SECURITIES S.A.	04/08/2013	
<b>CC HBC AG (CR)</b>			<b>Main Market</b>
	EUROBANK EQUITIES INVESTMENT FIRM S.A.	23/10/2013	
	NATIONAL SECURITIES S.A.	29/04/2013	
	PIRAEUS SECURITIES S.A.	04/05/2015	
<b>CENERGY HOLDINGS (CB)</b>			<b>Main Market</b>
	ALPHA FINANCE INVESTMENT SERVICES S.A.	02/01/2017	
	EUROBANK EQUITIES INVESTMENT FIRM S.A.	02/01/2017	
<b>CNL CAPITAL (CR)</b>			<b>Main Market</b>
	MERIT SECURITIES S.A.	01/10/2018	
<b>EKTER SA (CR)</b>			<b>Main Market</b>
	EUROBANK EQUITIES INVESTMENT FIRM S.A.	16/10/2017	
	LEON DEPOLAS SECURITIES S.A.	21/05/2018	
<b>ELASTRON (CR)</b>			<b>Main Market</b>
	LEON DEPOLAS SECURITIES S.A.	20/02/2017	
<b>ELLAKTOR (CR)</b>			<b>Main Market</b>
	EUROBANK EQUITIES INVESTMENT FIRM S.A.	01/06/2013	
	EUROXX SECURITIES S.A.	24/09/2018	
	NATIONAL SECURITIES S.A.	25/06/2013	
	PIRAEUS SECURITIES S.A.	22/10/2018	
<b>ELTON SA (CR)</b>			<b>Main Market</b>
	BETA SECURITIES S.A.	03/09/2013	
<b>ELVALHALCOR (CB)</b>			<b>Main Market</b>
	ALPHA FINANCE INVESTMENT SERVICES S.A.	07/05/2018	
	EUROBANK EQUITIES INVESTMENT FIRM S.A.	07/05/2018	
<b>EUROBANK ERGASIAS (CR)</b>			<b>Main Market</b>
	ALPHA FINANCE INVESTMENT SERVICES S.A.	08/01/2013	
	EUROBANK EQUITIES INVESTMENT FIRM S.A.	01/06/2013	
	HELLENIC-AMERICAN SECURITIES S.A.	25/07/2014	
	MERIT SECURITIES S.A.	06/11/2017	
	NATIONAL SECURITIES S.A.	01/01/2017	
	PIRAEUS SECURITIES S.A.	28/09/2013	
<b>FOURLIS (CR)</b>			<b>Main Market</b>
	EUROBANK EQUITIES INVESTMENT FIRM S.A.	01/12/2016	
	EUROXX SECURITIES S.A.	01/12/2016	
	PIRAEUS SECURITIES S.A.	06/03/2017	
<b>GEK TERNA (CR)</b>			<b>Main Market</b>
	HELLENIC-AMERICAN SECURITIES S.A.	07/09/2015	
<b>GR. SARANTIS S.A. (CR)</b>			<b>Main Market</b>
	ALPHA FINANCE INVESTMENT SERVICES S.A.	19/06/2018	
	BETA SECURITIES S.A.	14/05/2013	
	EUROBANK EQUITIES INVESTMENT FIRM S.A.	24/10/2016	
<b>GRIVALIA PROPERTIES (CR)</b>			<b>Main Market</b>
	EUROBANK EQUITIES INVESTMENT FIRM S.A.	20/09/2017	

List of Stocks under Market Making operations

Securities	Stock Category
Market Maker	Start Market Making
<b>HELLENIC EXCHANGES-A.S.E. (CR)</b>	Main Market
HELLENIC-AMERICAN SECURITIES S.A.	01/09/2014
NATIONAL SECURITIES S.A.	25/06/2013
PIRAEUS SECURITIES S.A.	04/05/2015
<b>HELLENIC PETROLEUM (CR)</b>	Main Market
HELLENIC-AMERICAN SECURITIES S.A.	14/09/2015
PIRAEUS SECURITIES S.A.	20/03/2017
<b>HYGEIA SA (CR)</b>	Main Market
HELLENIC-AMERICAN SECURITIES S.A.	18/04/2016
<b>INTRACOM CONSTR. (CR)</b>	Main Market
MERIT SECURITIES S.A.	05/06/2018
<b>INTRACOM HOLDINGS (CR)</b>	Main Market
ALPHA FINANCE INVESTMENT SERVICES S.A.	03/08/2018
LEON DEPOLAS SECURITIES S.A.	08/10/2018
<b>INTRALOT (CR)</b>	Main Market
ALPHA FINANCE INVESTMENT SERVICES S.A.	03/07/2017
EUROBANK EQUITIES INVESTMENT FIRM S.A.	18/12/2017
HELLENIC-AMERICAN SECURITIES S.A.	30/05/2018
PANTELAKIS SECURITIES S.A.	07/05/2018
PIRAEUS SECURITIES S.A.	28/09/2013
<b>J &amp; P - AVAX SA (CR)</b>	Main Market
EUROBANK EQUITIES INVESTMENT FIRM S.A.	14/12/2015
<b>JUMBO SA (CR)</b>	Main Market
MERIT SECURITIES S.A.	06/11/2017
PIRAEUS SECURITIES S.A.	06/03/2017
<b>KLOUKINAS - LAPPAS SA (CR)</b>	Main Market
BETA SECURITIES S.A.	22/09/2014
<b>KRI-KRI S.A. (CR)</b>	Main Market
EUROBANK EQUITIES INVESTMENT FIRM S.A.	07/05/2018
LEON DEPOLAS SECURITIES S.A.	16/01/2017
<b>LAMDA DEVELOPMENT SA (CR)</b>	Main Market
EUROBANK EQUITIES INVESTMENT FIRM S.A.	08/12/2014
PANTELAKIS SECURITIES S.A.	06/11/2017
PIRAEUS SECURITIES S.A.	29/06/2017
<b>LAMPSPA HOTEL SA (CR)</b>	Main Market
LEON DEPOLAS SECURITIES S.A.	16/01/2017
<b>MARFIN INVESTMENT GROUP (CR)</b>	Main Market
HELLENIC-AMERICAN SECURITIES S.A.	25/07/2014
LEON DEPOLAS SECURITIES S.A.	20/02/2017
PIRAEUS SECURITIES S.A.	02/02/2013
<b>MLS MULTIMEDIA SA (CR)</b>	Main Market
HELLENIC-AMERICAN SECURITIES S.A.	07/12/2015
<b>MOTOR OIL (CR)</b>	Main Market
HELLENIC-AMERICAN SECURITIES S.A.	01/09/2014
NATIONAL SECURITIES S.A.	17/02/2014
PIRAEUS SECURITIES S.A.	04/05/2015
<b>MYTILINEOS HOLDINGS (CR)</b>	Main Market
EUROBANK EQUITIES INVESTMENT FIRM S.A.	20/09/2017
NATIONAL SECURITIES S.A.	25/06/2013
PIRAEUS SECURITIES S.A.	04/05/2015
<b>NATIONAL BANK (CR)</b>	Main Market
ALPHA FINANCE INVESTMENT SERVICES S.A.	08/01/2013
EUROBANK EQUITIES INVESTMENT FIRM S.A.	24/10/2012
HELLENIC-AMERICAN SECURITIES S.A.	25/07/2014
LEON DEPOLAS SECURITIES S.A.	20/04/2015
MERIT SECURITIES S.A.	03/09/2013
NATIONAL SECURITIES S.A.	28/02/2013
PIRAEUS SECURITIES S.A.	08/09/2013
<b>OPAP (CR)</b>	Main Market
ALPHA FINANCE INVESTMENT SERVICES S.A.	08/01/2013
EUROBANK EQUITIES INVESTMENT FIRM S.A.	24/10/2012
HELLENIC-AMERICAN SECURITIES S.A.	25/07/2014
MERIT SECURITIES S.A.	20/03/2017
NATIONAL SECURITIES S.A.	15/01/2013
PIRAEUS SECURITIES S.A.	04/05/2015

List of Stocks under Market Making operations

Securities	Market Maker	Start Market Making	Stock Category
<b>OTE (CR)</b>			<b>Main Market</b>
	ALPHA FINANCE INVESTMENT SERVICES S.A.	08/01/2013	
	EUROBANK EQUITIES INVESTMENT FIRM S.A	24/10/2012	
	HELLENIC-AMERICAN SECURITIES S.A.	25/07/2014	
	MERIT SECURITIES S.A	20/03/2017	
	NATIONAL SECURITIES S.A	01/12/2012	
	PIRAEUS SECURITIES S.A.	08/09/2013	
<b>PAPOUTSANIS (CR)</b>			<b>Main Market</b>
	BETA SECURITIES S.A.	25/11/2013	
<b>PETROPOULOS PETROS (CR)</b>			<b>Main Market</b>
	BETA SECURITIES S.A.	28/05/2013	
<b>PIRAEUS BANK (CR)</b>			<b>Main Market</b>
	EUROBANK EQUITIES INVESTMENT FIRM S.A	23/10/2012	
	EUROXX SECURITIES S.A.	15/02/2016	
	MERIT SECURITIES S.A	16/09/2013	
	NATIONAL SECURITIES S.A	02/06/2013	
	PIRAEUS SECURITIES S.A.	16/02/2013	
<b>PLAISIO COMPUTERS SA (CR)</b>			<b>Main Market</b>
	BETA SECURITIES S.A.	05/05/2014	
	EUROBANK EQUITIES INVESTMENT FIRM S.A	02/03/2015	
<b>PPC (CR)</b>			<b>Main Market</b>
	ALPHA FINANCE INVESTMENT SERVICES S.A.	08/01/2013	
	ALPHA FINANCE INVESTMENT SERVICES S.A.	23/07/2018	
	EUROBANK EQUITIES INVESTMENT FIRM S.A	23/10/2012	
	HELLENIC-AMERICAN SECURITIES S.A.	28/12/2017	
	MERIT SECURITIES S.A	06/11/2017	
	NATIONAL SECURITIES S.A	26/03/2013	
	PIRAEUS SECURITIES S.A.	28/09/2013	
<b>QUALITY &amp; RELIABILITY SA (CR)</b>			<b>Main Market</b>
	BETA SECURITIES S.A.	20/08/2014	
<b>QUEST HOLDINGS (CR)</b>			<b>Main Market</b>
	BETA SECURITIES S.A.	26/03/2018	
<b>S.KANAKIS SA (CR)</b>			<b>Main Market</b>
	BETA SECURITIES S.A.	01/10/2013	
<b>THRACE PLASTICS SA (CR)</b>			<b>Main Market</b>
	ALPHA FINANCE INVESTMENT SERVICES S.A.	26/03/2018	
	EUROBANK EQUITIES INVESTMENT FIRM S.A	26/03/2018	
<b>TITAN CEMENT (CR)</b>			<b>Main Market</b>
	NATIONAL SECURITIES S.A	17/02/2014	
	PIRAEUS SECURITIES S.A.	04/05/2015	
<b>VIOHALCO SA/IV (CB)</b>			<b>Main Market</b>
	ALPHA FINANCE INVESTMENT SERVICES S.A.	17/02/2014	
	EUROBANK EQUITIES INVESTMENT FIRM S.A	01/01/2017	
	MERIT SECURITIES S.A	17/03/2014	



Underlying Asset				Derivatives Market														
Price max	Price min	Closing price	change	Delivery Month	Open price	Price max	Price min	Last price	Closing price	Last Bid	Last Ask	Fixing price*	Life high	Life low	Trades	Volume	Open Interest	
<b>FTSE/Athex Large Cap</b>				(Trade Unit: 1 Index Point x 2E, Cash Settlement)														
1,749.56	1,721.02	1,727.76	-0.40%	December 2018	1,729.00	1,741.00	1,717.00	1,726.00	1,726.00	---	---	1,718.50	1,741.00	---	251	1,052	3,806	
				January 2019	1,740.00	1,740.00	1,720.25	1,723.25	1,723.25	---	---	1,718.50	---	1,740.00	---	16	63	169
				February 2019	---	---	---	---	1,741.75	---	---	---	---	---	---	---	---	
				March 2019	---	---	---	---	1,744.50	---	---	---	---	---	---	---	---	
				June 2019	---	---	---	---	1,754.00	---	---	---	---	---	---	---	---	
				September 2019	---	---	---	---	1,762.75	---	---	---	---	---	---	---	---	

Derivatives notes

Fixing prices and final open positions can be retrieved from the following path <http://www.helex.gr/el/web/guest/statistics-end-of-day-derivatives>

Underlying Asset				Derivatives Market														
Price max	Price min	Closing price	change	Delivery Month	Open price	Price max	Price min	Last price	Closing price	Last Bid	Last Ask	Fixing price*	Life high	Life low	Trades	Volume	Open Interest	
<b>ADMIE (IPTO) HOLDING S.A. (CR)</b>																		
(Contract Size: 100 Securities, Physical Delivery)																		
1.648	1.618	1.642	1.23%	December 2018	1.65	1.66	1.63	1.66	1.66	---	---	1.67	1.74	---	14	61	9,306	
				March 2019	1.65	1.67	1.65	1.66	1.66	---	---	1.70	---	1.67	---	6	20	20
				June 2019	---	---	---	---	1.64	---	---	---	---	---	---	---	---	
				September 2019	---	---	---	---	1.65	---	---	---	---	---	---	---	---	
<b>ALPHA BANK (CR)</b>																		
(Contract Size: 100 Securities, Physical Delivery)																		
1.398	1.325	1.34	-2.19%	December 2018	1.38	1.40	1.33	1.34	1.34	---	---	1.34	1.70	---	285	4,514	20,385	
				March 2019	1.42	1.42	1.33	1.36	1.36	---	---	1.35	---	1.44	---	17	105	486
				June 2019	---	---	---	---	1.39	---	---	---	---	---	---	---	---	
				September 2019	---	---	---	---	1.39	---	---	---	---	---	---	---	---	
<b>ATTICA BANK S.A. (CR)</b>																		
(Contract Size: 100 Securities, Physical Delivery)																		
0.1278	0.122	0.1234	-1.28%	December 2018	---	---	---	---	0.125	---	---	0.122	0.176	---	---	---	339	
				March 2019	---	---	---	---	0.126	---	---	---	---	---	---	---	---	
				June 2019	---	---	---	---	0.126	---	---	---	---	---	---	---	---	
				September 2019	---	---	---	---	0.127	---	---	---	---	---	---	---	---	
<b>CC HBC AG (CR)</b>																		
(Contract Size: 100 Securities, Physical Delivery)																		
27.9	27.22	27.38	0.59%	December 2018	27.86	27.86	27.40	27.44	27.44	---	---	27.28	29.55	---	11	39	223	
				March 2019	---	---	---	---	27.37	---	---	27.23	---	27.08	---	---	1	
				June 2019	---	---	---	---	27.52	---	---	---	---	---	---	---	---	
				September 2019	---	---	---	---	27.66	---	---	---	---	---	---	---	---	
<b>CENERGY HOLDINGS (CB)</b>																		
(Contract Size: 100 Securities, Physical Delivery)																		
1.25	1.19	1.21	-0.82%	December 2018	1.22	1.23	1.20	1.23	1.23	---	---	1.20	1.29	---	34	199	4,082	
				March 2019	1.25	1.25	1.20	1.20	1.20	---	---	1.22	---	1.28	---	4	19	513
				June 2019	---	---	---	---	1.23	---	---	---	---	---	---	---	---	
				September 2019	---	---	---	---	1.24	---	---	---	---	---	---	---	---	
<b>ELLAKTOR (CR)</b>																		
(Contract Size: 100 Securities, Physical Delivery)																		
1.336	1.292	1.336	0.91%	December 2018	1.29	1.34	1.29	1.34	1.34	---	---	1.33	1.79	---	127	518	5,259	
				March 2019	1.26	1.33	1.26	1.33	1.33	---	---	1.34	---	1.33	---	9	43	88
				June 2019	---	---	---	---	1.34	---	---	---	---	---	---	---	---	
				September 2019	---	---	---	---	1.35	---	---	---	---	---	---	---	---	
<b>EUROBANK ERGASIAS (CR)</b>																		
(Contract Size: 100 Securities, Physical Delivery)																		
0.6	0.561	0.564	-6.00%	December 2018	0.605	0.605	0.556	0.563	0.563	---	---	0.567	0.716	---	417	9,202	53,153	
				March 2019	0.591	0.592	0.555	0.563	0.563	---	---	0.563	---	0.596	---	69	2,011	9,763
				June 2019	---	---	---	---	0.607	---	---	---	---	---	---	---	---	
				September 2019	---	---	---	---	0.610	---	---	---	---	---	---	---	---	

Derivatives notes

Fixing prices and final open positions can be retrieved from the following path <http://www.helex.gr/el/web/guest/statistics-end-of-day-derivatives>

Underlying Asset				Derivatives Market													
Price max	Price min	Closing price	change	Delivery Month	Open price	Price max	Price min	Last price	Closing price	Last Bid	Last Ask	Fixing price*	Life high	Life low	Trades	Volume	Open Interest
<b>EYDAP S.A. (CR)</b>				(Contract Size: 100 Securities, Physical Delivery)													
5.25	5	5.09	-1.93%	December 2018	5.24	5.24	5.06	5.06	5.06	---	---	5.21	5.53	---	7	21	666
				March 2019	---	---	---	---	5.22	---	---	---	---	---	---	---	---
				June 2019	---	---	---	---	5.25	---	---	---	---	---	---	---	---
				September 2019	---	---	---	---	5.27	---	---	---	---	---	---	---	---
<b>FOURLIS (CR)</b>				(Contract Size: 100 Securities, Physical Delivery)													
4.865	4.68	4.75	1.06%	December 2018	4.70	4.83	4.70	4.74	4.74	---	---	4.71	5.77	---	16	19	169
				March 2019	---	---	---	---	4.73	---	---	4.70	4.24	---	---	---	---
				June 2019	---	---	---	---	4.75	---	---	4.75	4.55	---	---	---	1
				September 2019	---	---	---	---	4.78	---	---	---	---	---	---	---	---
<b>GEK TERNA (CR)</b>				(Contract Size: 100 Securities, Physical Delivery)													
4.73	4.58	4.675	-0.11%	December 2018	4.70	4.73	4.62	4.66	4.66	---	---	4.70	5.30	---	29	93	4,967
				March 2019	---	---	---	---	4.71	---	---	4.72	4.55	---	---	---	22
				June 2019	---	---	---	---	4.73	---	---	---	---	---	---	---	---
				September 2019	---	---	---	---	4.76	---	---	---	---	---	---	---	---
<b>GRIVALIA PROPERTIES (CR)</b>				(Contract Size: 100 Securities, Physical Delivery)													
9.38	8.96	9.1	-2.36%	December 2018	9.32	9.32	9.00	9.08	9.08	---	---	9.13	9.39	---	8	34	202
				March 2019	9.11	9.11	9.11	9.11	9.11	---	---	9.19	9.30	---	1	1	1
				June 2019	---	---	---	---	9.42	---	---	---	---	---	---	---	---
				September 2019	---	---	---	---	9.47	---	---	---	---	---	---	---	---
<b>HELLENIC EXCHANGES-A.S.E. (CR)</b>				(Contract Size: 100 Securities, Physical Delivery)													
4.13	4.005	4.1	1.36%	December 2018	4.05	4.13	4.05	4.12	4.12	---	---	4.07	4.52	---	41	109	672
				March 2019	---	---	---	---	4.07	---	---	3.95	3.75	---	---	---	4
				June 2019	---	---	---	---	4.09	---	---	---	---	---	---	---	---
				September 2019	---	---	---	---	4.11	---	---	---	---	---	---	---	---
<b>HELLENIC PETROLEUM (CR)</b>				(Contract Size: 100 Securities, Physical Delivery)													
7.77	7.54	7.74	1.58%	December 2018	7.50	7.54	7.38	7.49	7.49	---	---	7.49	7.87	---	42	145	2,618
				March 2019	7.50	7.50	7.44	7.44	7.44	---	---	7.53	7.50	---	2	5	6
				June 2019	---	---	---	---	7.70	---	---	---	---	---	---	---	---
				September 2019	---	---	---	---	7.74	---	---	---	---	---	---	---	---
<b>INTRACOM HOLDINGS (CR)</b>				(Contract Size: 57 Securities, Physical Delivery)													
0.716	0.69	0.69	0.73%	December 2018	0.694	0.709	0.690	0.690	0.690	---	---	0.778	1.17	---	11	295	4,420
				March 2019	0.713	0.714	0.695	0.695	0.695	---	---	0.790	0.760	---	10	128	267
				June 2019	---	---	---	---	0.693	---	---	---	---	---	---	---	---
				September 2019	---	---	---	---	0.696	---	---	---	---	---	---	---	---

Derivatives notes

Fixing prices and final open positions can be retrieved from the following path <http://www.helex.gr/el/web/guest/statistics-end-of-day-derivatives>

Underlying Asset				Derivatives Market													
Price max	Price min	Closing price	change	Delivery Month	Open price	Price max	Price min	Last price	Closing price	Last Bid	Last Ask	Fixing price*	Life high	Life low	Trades	Volume	Open Interest
<b>INTRALOT (CR)</b>				(Contract Size: 100 Securities, Physical Delivery)													
0.54	0.524	0.531	1.53%	December 2018	0.530	0.539	0.529	0.529	0.529	---	---	0.530	0.740	---	24	271	3,712
				March 2019	---	---	---	---	0.526	---	---	0.522	---	0.522	---	---	39
				June 2019	---	---	---	---	0.529	---	---	---	---	---	---	---	---
				September 2019	---	---	---	---	0.531	---	---	---	---	---	---	---	---
<b>JUMBO SA (CR)</b>				(Contract Size: 100 Securities, Physical Delivery)													
13.86	13.56	13.86	0.29%	December 2018	13.44	13.65	13.44	13.65	13.65	---	---	13.81	13.65	---	6	18	1,005
				March 2019	---	---	---	---	13.90	---	---	---	---	---	---	---	---
				June 2019	---	---	---	---	13.97	---	---	---	---	---	---	---	---
				September 2019	---	---	---	---	14.04	---	---	---	---	---	---	---	---
<b>LAMDA DEVELOPMENT SA (CR)</b>				(Contract Size: 100 Securities, Physical Delivery)													
6.03	5.88	5.88	-0.68%	December 2018	5.98	6.03	5.90	5.90	5.90	---	---	5.91	6.95	---	24	78	1,814
				March 2019	5.95	5.95	5.95	5.95	5.95	---	---	5.95	6.01	---	2	15	33
				June 2019	---	---	---	---	5.99	---	---	---	---	---	---	---	---
				September 2019	---	---	---	---	6.02	---	---	---	---	---	---	---	---
<b>MARFIN INVESTMENT GROUP (CR)</b>				(Contract Size: 100 Securities, Physical Delivery)													
0.08	0.0749	0.0755	0.80%	December 2018	0.077	0.080	0.076	0.077	0.077	---	---	0.076	0.101	---	73	2,189	49,447
				March 2019	0.077	0.077	0.077	0.077	0.077	---	---	0.077	0.092	---	1	2	2,027
				June 2019	---	---	---	---	0.076	---	---	---	---	---	---	---	---
				September 2019	---	---	---	---	0.076	---	---	---	---	---	---	---	---
<b>MOTOR OIL (CR)</b>				(Contract Size: 100 Securities, Physical Delivery)													
21.1	20.3	21.1	3.18%	December 2018	20.22	20.70	20.22	20.70	20.70	---	---	21.11	23.35	---	16	23	210
				March 2019	20.40	20.40	20.40	20.40	20.40	---	---	21.17	22.05	---	1	1	7
				June 2019	---	---	---	---	20.68	---	---	---	---	---	---	---	---
				September 2019	---	---	---	---	20.78	---	---	---	---	---	---	---	---
<b>MYTILINEOS HOLDINGS (CR)</b>				(Contract Size: 100 Securities, Physical Delivery)													
8.2	7.92	7.95	-3.40%	December 2018	8.17	8.18	7.96	8.00	8.00	---	---	8.00	9.05	---	152	506	7,590
				March 2019	8.11	8.17	8.03	8.03	8.03	---	---	8.02	8.75	---	10	19	112
				June 2019	---	---	---	---	8.32	---	---	7.67	7.24	---	---	---	30
				September 2019	---	---	---	---	8.36	---	---	---	---	---	---	---	---
<b>NATIONAL BANK (CR)</b>				(Contract Size: 10 Securities, Physical Delivery)													
1.212	1.148	1.148	-2.71%	December 2018	1.20	1.22	1.14	1.15	1.15	---	---	1.16	2.30	---	389	40,638	244,406
				March 2019	1.20	1.21	1.15	1.15	1.15	---	---	1.16	1.23	---	48	832	3,388
				June 2019	---	---	---	---	1.19	---	---	---	---	---	---	---	---
				September 2019	---	---	---	---	1.20	---	---	---	---	---	---	---	---

Derivatives notes

Fixing prices and final open positions can be retrieved from the following path <http://www.helex.gr/el/web/guest/statistics-end-of-day-derivatives>

Underlying Asset				Derivatives Market														
Price max	Price min	Closing price	change	Delivery Month	Open price	Price max	Price min	Last price	Closing price	Last Bid	Last Ask	Fixing price*	Life high	Life low	Trades	Volume	Open Interest	
<b>OPAP (CR)</b>				(Contract Size: 100 Securities, Physical Delivery)														
8.8	8.605	8.71	0.69%	December 2018	8.00	8.80	7.97	8.70	8.70	---	---	8.74	9.67	---	78	337	2,188	
				March 2019	8.77	8.77	8.75	8.75	8.75	---	---	8.77	---	9.16	---	2	26	432
				June 2019	---	---	---	---	8.75	---	---	---	---	---	---	---	---	
				September 2019	---	---	---	---	8.79	---	---	---	---	---	---	---	---	
<b>OTE (CR)</b>				(Contract Size: 100 Securities, Physical Delivery)														
10.89	10.64	10.88	-0.27%	December 2018	10.84	10.90	10.67	10.86	10.86	---	---	10.71	11.06	---	92	473	2,195	
				March 2019	10.85	10.85	10.85	10.85	10.85	---	---	10.77	---	10.85	---	1	2	3
				June 2019	---	---	---	---	11.03	---	---	---	---	---	---	---	---	
				September 2019	---	---	---	---	11.09	---	---	---	---	---	---	---	---	
<b>P.P.A. S.A. (CR)</b>				(Contract Size: 100 Securities, Physical Delivery)														
16.28	15.9	15.98	-0.74%	December 2018	16.16	16.17	16.16	16.17	16.17	---	---	16.08	16.84	---	2	7	267	
				March 2019	---	---	---	---	16.19	---	---	16.15	---	16.48	---	---	290	
				June 2019	---	---	---	---	16.28	---	---	---	---	---	---	---	---	
				September 2019	---	---	---	---	16.36	---	---	---	---	---	---	---	---	
<b>PIRAEUS BANK (CR)</b>				(Contract Size: 100 Securities, Physical Delivery)														
1.033	0.937	0.95	-2.06%	December 2018	0.985	1.04	0.940	0.952	0.952	---	---	0.946	2.47	---	424	5,350	18,508	
				March 2019	1.00	1.03	0.945	0.945	0.945	---	---	0.945	---	1.25	---	28	570	690
				June 2019	---	---	---	---	0.981	---	---	---	---	---	---	---	---	
				September 2019	---	---	---	---	0.986	---	---	---	---	---	---	---	---	
<b>PPC (CR)</b>				(Contract Size: 100 Securities, Physical Delivery)														
1.444	1.378	1.418	2.16%	December 2018	1.38	1.45	1.38	1.40	1.40	---	---	1.43	1.75	---	192	1,244	8,883	
				March 2019	1.48	1.48	1.48	1.48	1.48	---	---	1.48	---	1.48	---	1	3	70
				June 2019	---	---	---	---	1.40	---	---	---	---	---	---	---	---	
				September 2019	---	---	---	---	1.41	---	---	---	---	---	---	---	---	
<b>TERNA ENERGY (CR)</b>				(Contract Size: 100 Securities, Physical Delivery)														
6.22	6.13	6.15	-0.65%	December 2018	6.21	6.21	6.12	6.12	6.12	---	---	6.17	6.52	---	45	165	6,334	
				March 2019	6.24	6.24	6.18	6.18	6.18	---	---	6.18	---	6.26	---	15	84	144
				June 2019	---	---	---	---	6.26	---	---	---	---	---	---	---	---	
				September 2019	---	---	---	---	6.29	---	---	---	---	---	---	---	---	
<b>TITAN CEMENT (CR)</b>				(Contract Size: 100 Securities, Physical Delivery)														
20	19.58	19.8	-0.30%	December 2018	19.69	19.95	19.69	19.91	19.91	---	---	19.83	22.26	---	4	13	220	
				March 2019	---	---	---	---	19.97	---	---	19.80	---	19.80	---	---	12	
				June 2019	---	---	---	---	20.08	---	---	---	---	---	---	---	---	
				September 2019	---	---	---	---	20.18	---	---	---	---	---	---	---	---	

Derivatives notes

Fixing prices and final open positions can be retrieved from the following path <http://www.helex.gr/el/web/guest/statistics-end-of-day-derivatives>

Underlying Asset				Derivatives Market														
Price max	Price min	Closing price	change	Delivery Month	Open price	Price max	Price min	Last price	Closing price	Last Bid	Last Ask	Fixing price*	Life high	Life low	Trades	Volume	Open Interest	
<b>VIOHALCO SA/NV (CB)</b>				(Contract Size: 100 Securities, Physical Delivery)														
2.855	2.78	2.78	-0.71%	December 2018	2.83	2.86	2.77	2.77	2.77	---	---	2.78	3.17	---	48	259	5,210	
				March 2019	2.80	2.80	2.80	2.80	2.80	---	---	2.80	---	2.80	---	1	2	2
				June 2019	---	---	---	---	2.83	---	---	---	---	---	---	---	---	
				September 2019	---	---	---	---	2.85	---	---	---	---	---	---	---	---	

## Derivatives notes

Fixing prices and final open positions can be retrieved from the following path <http://www.helex.gr/el/web/guest/statistics-end-of-day-derivatives>

FTSE/Athex Large Cap

(Trade Unit: 1 Index Point x 2€ - Exercise Style: European, Cash Settlement)

Call Options														Put Options																					
December 2018							January 2019							Other Months		December 2018							January 2019							Other Months		Exercise Price			
Exercise Price	Open price	Price max	Price min	Last price	Closing price	Volume	Open Interest	Open price	Price max	Price min	Last price	Closing price	Volume	Open Interest	Volume	Open Interest	Open price	Price max	Price min	Last price	Closing price	Volume	Open Interest	Open price	Price max	Price min	Last price	Closing price	Volume	Open Interest	Volume		Open Interest		
1,425	0.00	0.00	0.00	-	306.00	-	-	0.00	0.00	0.00	-	305.00	-	-	0.00	0.00	0.00	0.00	-	0.03	-	-	0.00	0.00	0.00	-	0.01	-	-	0.00	0.00	0.00	1,425		
1,450	0.00	0.00	0.00	-	281.00	-	-	0.00	0.00	0.00	-	280.00	-	-	0.00	0.00	0.00	0.00	-	0.10	-	-	0.00	0.00	0.00	-	0.03	-	-	0.00	0.00	0.00	1,450		
1,475	0.00	0.00	0.00	-	256.00	-	-	0.00	0.00	0.00	-	255.00	-	-	0.00	0.00	0.00	0.00	-	0.32	-	-	0.00	0.00	0.00	-	0.09	-	-	0.00	0.00	0.00	1,475		
1,500	0.00	0.00	0.00	-	232.00	-	-	0.00	0.00	0.00	-	230.00	-	-	0.00	0.00	0.00	-	0.01	-	1	0.00	0.00	0.00	-	0.21	-	-	0.00	0.00	0.00	1,500			
1,525	0.00	0.00	0.00	-	207.00	-	20	0.00	0.00	0.00	-	206.00	-	-	0.00	0.00	0.00	-	0.01	-	17	0.00	0.00	0.00	-	0.50	-	26	0.00	0.00	0.00	1,525			
1,550	0.00	0.00	0.00	-	182.00	-	21	0.00	0.00	0.00	-	181.00	-	-	0.00	0.00	0.00	-	0.02	-	50	0.00	0.00	0.00	-	1.10	-	41	0.00	0.00	0.00	1,550			
1,575	0.00	0.00	0.00	-	157.00	-	38	0.00	0.00	0.00	-	157.00	-	20	0.00	0.00	0.00	-	0.10	-	89	0.00	0.00	0.00	-	2.10	-	82	0.00	0.00	0.00	1,575			
1,600	132.00	132.00	132.00	132.00	132.00	12	50	0.00	0.00	0.00	-	134.00	-	66	0.00	0.00	0.00	-	0.37	-	84	0.00	0.00	0.00	-	4.00	-	20	0.00	0.00	0.00	1,600			
1,625	0.00	0.00	0.00	-	108.00	-	70	0.00	0.00	0.00	-	112.00	-	88	0.00	0.00	0.00	-	1.10	-	134	0.00	0.00	0.00	-	6.90	-	21	0.00	0.00	0.00	1,625			
1,650	0.00	0.00	0.00	-	84.50	-	136	0.00	0.00	0.00	-	92.00	-	143	0.00	0.00	0.00	-	2.80	-	190	0.00	0.00	0.00	-	11.50	-	105	0.00	0.00	0.00	1,650			
1,675	58.00	58.00	58.00	58.00	58.00	2	60	0.00	0.00	0.00	-	73.50	-	1	0.00	0.00	0.00	-	6.40	-	231	15.25	17.00	15.25	15.50	15.50	80	137	0.00	0.00	0.00	1,675			
1,700	47.00	48.00	45.00	45.00	45.00	75	45	0.00	0.00	0.00	-	57.00	-	1	13.00	48.00	10.25	13.00	13.00	20	117	23.50	24.00	23.50	24.00	24.00	80	106	0.00	0.00	0.00	1,700			
1,725	23.00	25.00	21.00	21.00	21.00	7	80	0.00	0.00	0.00	-	43.00	-	15	26.00	25.00	20.00	21.25	21.25	75	59	0.00	0.00	0.00	-	37.25	-	-	0.00	0.00	0.00	1,725			
1,750	13.00	13.00	13.00	13.00	13.00	4	20	0.00	0.00	0.00	-	31.50	-	20	0.00	13.00	0.00	-	36.00	-	-	0.00	0.00	0.00	-	50.50	-	-	0.00	0.00	0.00	1,750			
1,775	0.00	0.00	0.00	-	9.90	-	-	0.00	0.00	0.00	-	22.25	-	-	0.00	0.00	0.00	-	53.00	-	-	0.00	0.00	0.00	-	66.50	-	-	0.00	0.00	0.00	1,775			
1,800	0.00	0.00	0.00	-	5.10	-	-	11.00	11.00	11.00	11.00	11.00	20	20	0.00	0.00	0.00	-	73.00	-	-	0.00	0.00	0.00	-	84.50	-	-	0.00	0.00	0.00	1,800			
1,825	0.00	0.00	0.00	-	2.40	-	-	0.00	0.00	0.00	-	10.25	-	-	0.00	0.00	0.00	-	95.50	-	-	0.00	0.00	0.00	-	104.00	-	-	0.00	0.00	0.00	1,825			
1,850	0.00	0.00	0.00	-	1.00	-	-	0.00	0.00	0.00	-	6.50	-	-	0.00	0.00	0.00	-	119.00	-	-	0.00	0.00	0.00	-	125.00	-	-	0.00	0.00	0.00	1,850			
1,875	0.00	0.00	0.00	-	0.39	-	-	-	-	-	-	-	-	-	0.00	0.00	0.00	-	143.00	-	-	-	-	-	-	-	-	-	-	-	-	1,875			
1,900	0.00	0.00	0.00	-	0.14	-	-	-	-	-	-	-	-	-	0.00	0.00	0.00	-	168.00	-	-	-	-	-	-	-	-	-	-	-	-	1,900			
1,925	0.00	0.00	0.00	-	0.04	-	-	-	-	-	-	-	-	-	0.00	0.00	0.00	-	193.00	-	-	-	-	-	-	-	-	-	-	-	-	1,925			
1,950	0.00	0.00	0.00	-	0.01	-	-	-	-	-	-	-	-	-	0.00	0.00	0.00	-	218.00	-	-	-	-	-	-	-	-	-	-	-	-	1,950			
1,975	0.00	0.00	0.00	-	0.01	-	-	-	-	-	-	-	-	-	0.00	0.00	0.00	-	243.00	-	-	-	-	-	-	-	-	-	-	-	-	1,975			
2,000	0.00	0.00	0.00	-	0.01	-	-	-	-	-	-	-	-	-	0.00	0.00	0.00	-	268.00	-	-	-	-	-	-	-	-	-	-	-	-	2,000			
2,050	0.00	0.00	0.00	-	0.01	-	-	-	-	-	-	-	-	-	0.00	0.00	0.00	-	318.00	-	-	-	-	-	-	-	-	-	-	-	-	2,050			
2,100	0.00	0.00	0.00	-	0.01	-	-	-	-	-	-	-	-	-	0.00	0.00	0.00	-	368.00	-	-	-	-	-	-	-	-	-	-	-	-	2,100			
2,150	0.00	0.00	0.00	-	0.01	-	-	-	-	-	-	-	-	-	0.00	0.00	0.00	-	418.00	-	-	-	-	-	-	-	-	-	-	-	-	2,150			
2,200	0.00	0.00	0.00	-	0.01	-	-	-	-	-	-	-	-	-	0.00	0.00	0.00	-	468.00	-	-	-	-	-	-	-	-	-	-	-	-	2,200			
2,250	0.00	0.00	0.00	-	0.01	-	-	-	-	-	-	-	-	-	0.00	0.00	0.00	-	518.00	-	-	-	-	-	-	-	-	-	-	-	-	2,250			
2,300	0.00	0.00	0.00	-	0.01	-	-	-	-	-	-	-	-	-	0.00	0.00	0.00	-	568.00	-	-	-	-	-	-	-	-	-	-	-	-	2,300			
2,350	0.00	0.00	0.00	-	0.01	-	-	-	-	-	-	-	-	-	0.00	0.00	0.00	-	618.00	-	-	-	-	-	-	-	-	-	-	-	-	2,350			
2,400	0.00	0.00	0.00	-	0.01	-	-	-	-	-	-	-	-	-	0.00	0.00	0.00	-	668.00	-	-	-	-	-	-	-	-	-	-	-	-	2,400			
2,450	0.00	0.00	0.00	-	0.01	-	-	-	-	-	-	-	-	-	0.00	0.00	0.00	-	718.00	-	-	-	-	-	-	-	-	-	-	-	-	2,450			
2,500	0.00	0.00	0.00	-	0.02	-	-	-	-	-	-	-	-	-	0.00	0.00	0.00	-	767.00	-	-	-	-	-	-	-	-	-	-	-	-	2,500			
Totals:						100	540							20	374	0	0							95	972							160	538	0	0
Number of Trades:						13								1		0								10								8		0	

ALPHA BANK (CR)

(Contract Size: 100 Securities, Exercise Style: American, Physical Delivery)

Call Options														Put Options																			
December 2018							January 2019							Other Months		December 2018							January 2019							Other Months		Exercise Price	
Open price	Price max	Price min	Last price	Closing price	Volume	Open Interest	Open price	Price max	Price min	Last price	Closing price	Volume	Open Interest	Volume	Open Interest	Open price	Price max	Price min	Last price	Closing price	Volume	Open Interest	Open price	Price max	Price min	Last price	Closing price	Volume	Open Interest	Volume	Open Interest		
0.800	0.000	0.000	0.000	0.571	-	-	0.000	0.000	0.000	0.000	0.572	-	-			0.000	0.000	0.000	0.001	-	-	0.000	0.000	0.000	0.000	0.001	-	-			0.008		
0.850	0.000	0.000	0.000	0.521	-	-	0.000	0.000	0.000	0.000	0.522	-	-			0.000	0.000	0.000	0.002	-	-	0.000	0.000	0.000	0.000	0.001	-	-			0.009		
0.900	0.000	0.000	0.000	0.471	-	-	0.000	0.000	0.000	0.000	0.473	-	-			0.000	0.000	0.000	0.001	-	-	0.000	0.000	0.000	0.000	0.001	-	-			0.009		
0.950	0.000	0.000	0.000	0.421	-	-	0.000	0.000	0.000	0.000	0.424	-	-			0.000	0.000	0.000	0.002	-	-	0.000	0.000	0.000	0.000	0.001	-	-			0.010		
1.000	0.000	0.000	0.000	0.371	-	10	0.000	0.000	0.000	0.000	0.375	-	-			0.000	0.000	0.000	0.004	-	-	0.000	0.000	0.000	0.000	0.003	-	-			0.010		
1.100	0.000	0.000	0.000	0.275	-	10	0.000	0.000	0.000	0.000	0.283	-	50			0.000	0.000	0.000	0.003	-	-	0.000	0.000	0.000	0.000	0.011	-	-			0.011		
1.200	0.000	0.000	0.000	0.186	-	20	0.000	0.000	0.000	0.000	0.202	-	30			0.000	0.000	0.000	0.015	-	-	0.000	0.000	0.000	0.000	0.029	-	-			0.012		
1.300	0.000	0.000	0.000	0.113	-	30	0.000	0.000	0.000	0.000	0.134	-	-			0.000	0.000	0.000	0.042	-	-	0.000	0.000	0.000	0.000	0.061	-	-			0.013		
1.400	0.000	0.000	0.000	0.061	-	-	0.000	0.000	0.000	0.000	0.085	-	-			0.000	0.000	0.000	0.090	-	-	0.000	0.000	0.000	0.000	0.111	-	-			0.014		
1.500	0.000	0.000	0.000	0.029	-	-	0.000	0.000	0.000	0.000	0.050	-	-			0.000	0.000	0.000	0.158	-	-	0.000	0.000	0.000	0.000	0.176	-	-			0.015		
1.600	0.000	0.000	0.000	0.012	-	-	0.000	0.000	0.000	0.000	0.027	-	-			0.000	0.000	0.000	0.241	-	-	0.000	0.000	0.000	0.000	0.254	-	-			0.016		
1.700	0.000	0.000	0.000	0.005	-	-	0.000	0.000	0.000	0.000	0.015	-	-			0.000	0.000	0.000	0.334	-	-	0.000	0.000	0.000	0.000	0.342	-	-			0.017		
1.800	0.000	0.000	0.000	0.002	-	-	0.000	0.000	0.000	0.000	0.007	-	-			0.000	0.000	0.000	0.431	-	-	0.000	0.000	0.000	0.000	0.435	-	-			0.018		
1.900	0.000	0.000	0.000	0.001	-	-	0.000	0.000	0.000	0.000	0.004	-	-			0.000	0.000	0.000	0.530	-	-	0.000	0.000	0.000	0.000	0.531	-	-			0.019		
2.000	0.000	0.000	0.000	0.001	-	-						-	-			0.000	0.000	0.000	0.630	-	-						-	-			0.020		
2.200	0.000	0.000	0.000	0.001	-	-						-	-			0.000	0.000	0.000	0.830	-	-						-	-			0.022		
2.400	0.000	0.000	0.000	0.001	-	-						-	-			0.000	0.000	0.000	1.03	-	-						-	-			0.024		
2.600	0.000	0.000	0.000	0.001	-	-						-	-			0.000	0.000	0.000	1.23	-	-						-	-			0.026		
2.800	0.000	0.000	0.000	0.001	-	-						-	-			0.000	0.000	0.000	1.43	-	-						-	-			0.028		
3.000	0.000	0.000	0.000	0.001	-	-						-	-			0.000	0.000	0.000	1.63	-	-						-	-			0.030		
3.200	0.000	0.000	0.000	0.001	-	-						-	-			0.000	0.000	0.000	1.83	-	-						-	-			0.032		
Totals:					0	70						0	80	0	0							0	0										
Number of Trades:					0							0		0								0.00							0		0		



NATIONAL BANK (CR)

(Contract Size: 100 Securities, Exercise Style: American, Physical Delivery)

Exercise Price	Call Options														Put Options																			
	December 2018							January 2019							Other Months		December 2018							January 2019							Other Months		Exercise Price	
	Open price	Price max	Price min	Last price	Closing price	Volume	Open Interest	Open price	Price max	Price min	Last price	Closing price	Volume	Open Interest	Volume	Open Interest	Open price	Price max	Price min	Last price	Closing price	Volume	Open Interest	Open price	Price max	Price min	Last price	Closing price	Volume	Open Interest	Volume	Open Interest		
0.050	0.000	0.000	0.000	1.13	-	-																												
0.100	0.000	0.000	0.000	1.08	-	-																												0.001
0.150	0.000	0.000	0.000	1.03	-	-																												0.002
0.200	0.000	0.000	0.000	0.980	-	-																												0.002
0.250	0.000	0.000	0.000	0.930	-	-																												0.003
0.300	0.000	0.000	0.000	0.880	-	-																												0.003
0.350	0.000	0.000	0.000	0.830	-	-																												0.004
0.400	0.000	0.000	0.000	0.780	-	-																												0.004
0.450	0.000	0.000	0.000	0.730	-	-																												0.005
0.500	0.000	0.000	0.000	0.680	-	-																												0.005
0.550	0.000	0.000	0.000	0.631	-	-																												0.006
0.600	0.000	0.000	0.000	0.581	-	-																												0.006
0.700	0.000	0.000	0.000	0.481	-	-	0.000	0.000	0.000		0.482	-	-								0.001	-	-	0.000	0.000	0.000	0.001	-	-				0.007	
0.750	0.000	0.000	0.000	0.431	-	-	0.000	0.000	0.000		0.432	-	-								0.001	-	-	0.000	0.000	0.000	0.003	-	-				0.008	
0.800	0.000	0.000	0.000	0.381	-	-	0.000	0.000	0.000		0.383	-	-								0.004	-	-	0.000	0.000	0.000	0.001	-	-				0.008	
0.850	0.000	0.000	0.000	0.331	-	-	0.000	0.000	0.000		0.334	-	-								0.009	-	-	0.000	0.000	0.000	0.002	-	-				0.009	
0.900	0.000	0.000	0.000	0.282	-	-	0.000	0.000	0.000		0.287	-	-								0.001	-	-	0.000	0.000	0.000	0.005	-	-				0.009	
0.950	0.000	0.000	0.000	0.235	-	10	0.000	0.000	0.000		0.242	-	-								0.004	-	-	0.000	0.000	0.000	0.009	-	-				0.010	
1.000	0.000	0.000	0.000	0.190	-	-	0.000	0.000	0.000		0.200	-	100								0.009	-	-	0.000	0.000	0.000	0.017	-	-				0.010	
1.100	0.000	0.000	0.000	0.112	-	100	0.000	0.000	0.000		0.128	-	220								0.031	-	-	0.000	0.000	0.000	0.045	-	-				0.011	
1.200	0.000	0.000	0.000	0.057	-	20	0.000	0.000	0.000		0.075	-	30								0.076	-	-	0.000	0.000	0.000	0.092	-	-				0.012	
1.300	0.000	0.000	0.000	0.025	-	10	0.000	0.000	0.000		0.040	-	-								0.144	-	-	0.000	0.000	0.000	0.157	-	-				0.013	
1.400	0.000	0.000	0.000	0.010	-	-	0.000	0.000	0.000		0.020	-	-								0.229	-	-	0.000	0.000	0.000	0.237	-	-				0.014	
1.500	0.000	0.000	0.000	0.003	-	10	0.000	0.000	0.000		0.009	-	-								0.322	-	-	0.000	0.000	0.000	0.327	-	-				0.015	
1.600	0.000	0.000	0.000	0.001	-	60	0.000	0.000	0.000		0.004	-	-								0.420	-	-	0.000	0.000	0.000	0.422	-	-				0.016	
1.700	0.000	0.000	0.000	0.003	-	-	0.000	0.000	0.000		0.002	-	-								0.520	-	-	0.000	0.000	0.000	0.520	-	-				0.017	
1.800	0.000	0.000	0.000	0.001	-	-	0.000	0.000	0.000		0.001	-	-								0.620	-	-	0.000	0.000	0.000	0.620	-	-				0.018	
1.900	0.000	0.000	0.000	0.001	-	60	0.000	0.000	0.000		0.001	-	-								0.720	-	-	0.000	0.000	0.000	0.720	-	-				0.019	
2.000	0.000	0.000	0.000	0.001	-	-	0.000	0.000	0.000		0.003	-	-								0.820	-	-	0.000	0.000	0.000	0.820	-	-				0.020	
2.200	0.000	0.000	0.000	0.004	-	-															1.02	-	-										0.022	
2.400	0.000	0.000	0.000	0.001	-	-															1.22	-	-										0.024	
2.600	0.000	0.000	0.000	0.001	-	-															1.42	-	-										0.026	
2.800	0.000	0.000	0.000	0.001	-	-															1.62	-	-										0.028	
3.000	0.000	0.000	0.000	0.001	-	-															1.82	-	-										0.030	
3.200	0.000	0.000	0.000	0.001	-	-															2.02	-	-										0.032	
3.400	0.000	0.000	0.000	0.001	-	-															2.22	-	-										0.034	

NATIONAL BANK (CR)

(Contract Size: 100 Securities, Exercise Style: American, Physical Delivery)

	Call Options														Put Options																						
	December 2018						January 2019						Other Months		December 2018						January 2019						Other Months										
Exercise Price	Open price	Price max	Price min	Last price	Closing price	Volume	Open Interest	Open price	Price max	Price min	Last price	Closing price	Volume	Open Interest	Volume	Open Interest	Open price	Price max	Price min	Last price	Closing price	Volume	Open Interest	Open price	Price max	Price min	Last price	Closing price	Volume	Open Interest	Volume	Open Interest	Exercise Price				
Totals:						0	270							0	350	0	40							0	0							0	0	0	0		
Number of Trades:							0							0		0								0.00								0		0			

OPAP (CR)

(Contract Size: 100 Securities, Exercise Style: American, Physical Delivery)

Exercise Price	Call Options														Volume	Open Interest	Put Options														Volume	Open Interest	Exercise Price				
	December 2018							January 2019									Other Months		December 2018							January 2019								Other Months			
	Open price	Price max	Price min	Last price	Closing price	Volume	Open Interest	Open price	Price max	Price min	Last price	Closing price	Volume	Open Interest			Open price	Price max	Price min	Last price	Closing price	Volume	Open Interest	Open price	Price max	Price min	Last price	Closing price	Volume	Open Interest				Volume	Open Interest		
5.600	0.000	0.000	0.000	3.06	-	-	0.000	0.000	0.000	3.06	-	-			0.000	0.000	0.000	0.001	-	-	0.000	0.000	0.000	0.001	-	-			0.056								
6.000	0.000	0.000	0.000	2.66	-	-	0.000	0.000	0.000	2.67	-	-			0.000	0.000	0.000	0.001	-	-	0.000	0.000	0.000	0.001	-	-			0.060								
6.400	0.000	0.000	0.000	2.26	-	-	0.000	0.000	0.000	2.27	-	-			0.000	0.000	0.000	0.002	-	-	0.000	0.000	0.000	0.001	-	-			0.064								
6.800	0.000	0.000	0.000	1.86	-	-	0.000	0.000	0.000	1.87	-	-			0.000	0.000	0.000	0.001	-	-	0.000	0.000	0.000	0.001	-	-			0.068								
7.200	0.000	0.000	0.000	1.46	-	-	0.000	0.000	0.000	1.47	-	-			0.000	0.000	0.000	0.002	-	-	0.000	0.000	0.000	0.005	-	-			0.072								
7.600	0.000	0.000	0.000	1.06	-	-	0.000	0.000	0.000	1.09	-	-			0.000	0.000	0.000	0.001	-	-	0.000	0.000	0.000	0.023	-	-			0.076								
8.000	0.000	0.000	0.000	0.674	-	-	0.000	0.000	0.000	0.747	-	-			0.000	0.000	0.000	0.016	-	-	0.000	0.000	0.000	0.077	-	-			0.080								
8.400	0.000	0.000	0.000	0.346	-	-	0.000	0.000	0.000	0.463	-	-			0.000	0.000	0.000	0.088	-	-	0.000	0.000	0.000	0.192	-	-			0.084								
8.800	0.000	0.000	0.000	0.131	-	-	0.000	0.000	0.000	0.257	-	-			0.000	0.000	0.000	0.273	-	-	0.000	0.000	0.000	0.387	-	-			0.088								
9.200	0.000	0.000	0.000	0.035	-	-	0.000	0.000	0.000	0.127	-	-			0.000	0.000	0.000	0.578	-	-	0.000	0.000	0.000	0.657	-	-			0.092								
9.600	0.000	0.000	0.000	0.006	-	-	0.000	0.000	0.000	0.054	-	-			0.000	0.000	0.000	0.952	-	-	0.000	0.000	0.000	0.987	-	-			0.096								
10.000	0.000	0.000	0.000	0.001	-	-	0.000	0.000	0.000	0.021	-	-			0.000	0.000	0.000	1.35	-	-	0.000	0.000	0.000	1.36	-	-			0.100								
11.000	0.000	0.000	0.000	0.001	-	-	0.000	0.000	0.000	0.001	-	-			0.000	0.000	0.000	2.35	-	-	0.000	0.000	0.000	2.35	-	-			0.110								
12.000	0.000	0.000	0.000	0.001	-	-	0.000	0.000	0.000	0.001	-	-			0.000	0.000	0.000	3.35	-	-	0.000	0.000	0.000	3.35	-	-			0.120								
13.000	0.000	0.000	0.000	0.001	-	-					-	-			0.000	0.000	0.000	4.35	-	-					-	-			0.130								
14.000	0.000	0.000	0.000	0.001	-	-					-	-			0.000	0.000	0.000	5.35	-	-					-	-			0.140								
15.000	0.000	0.000	0.000	0.001	-	-					-	-			0.000	0.000	0.000	6.35	-	-					-	-			0.150								
16.000	0.000	0.000	0.000	0.001	-	-					-	-			0.000	0.000	0.000	7.35	-	-					-	-			0.160								
Totals:						0	0				0	0	0	0	0	0	0	0	0	0	0	0	0	0	0	0	0	0	0	0							
Number of Trades:						0					0	0	0	0	0	0	0	0	0	0	0	0	0	0	0	0	0	0	0	0							

OTE (CR)

(Contract Size: 100 Securities, Exercise Style: American, Physical Delivery)

Exercise Price	Call Options														Put Options																				
	December 2018						January 2019						Other Months		December 2018						January 2019						Other Months		Exercise Price						
	Open price	Price max	Price min	Last price	Closing price	Volume	Open Interest	Open price	Price max	Price min	Last price	Closing price	Volume	Open Interest	Volume	Open Interest	Open price	Price max	Price min	Last price	Closing price	Volume	Open Interest	Open price	Price max	Price min	Last price	Closing price		Volume	Open Interest	Volume	Open Interest		
7.600	0.000	0.000	0.000		3.32	-	-	0.000	0.000	0.000		3.33	-	-			0.000	0.000	0.000		0.001	-	-	0.000	0.000	0.000		0.001		-	-			0.076	
8.000	0.000	0.000	0.000		2.92	-	-	0.000	0.000	0.000		2.93	-	-			0.000	0.000	0.000		0.001	-	-	0.000	0.000	0.000		0.001	-	-			0.080		
8.400	0.000	0.000	0.000		2.52	-	-	0.000	0.000	0.000		2.53	-	-			0.000	0.000	0.000		0.001	-	-	0.000	0.000	0.000		0.001	-	-			0.084		
8.800	0.000	0.000	0.000		2.12	-	-	0.000	0.000	0.000		2.14	-	-			0.000	0.000	0.000		0.003	-	-	0.000	0.000	0.000		0.003	-	-			0.088		
9.200	0.000	0.000	0.000		1.72	-	-	0.000	0.000	0.000		1.74	-	-			0.000	0.000	0.000		0.004	-	-	0.000	0.000	0.000		0.011	-	-			0.092		
9.600	0.000	0.000	0.000		1.32	-	-	0.000	0.000	0.000		1.37	-	-			0.000	0.000	0.000		0.002	-	-	0.000	0.000	0.000		0.035	-	-			0.096		
10.000	0.000	0.000	0.000		0.935	-	-	0.000	0.000	0.000		1.02	-	-			0.000	0.000	0.000		0.015	-	-	0.000	0.000	0.000		0.088	-	-			0.100		
11.000	0.000	0.000	0.000		0.210	-	-	0.000	0.000	0.000		0.378	-	-			0.000	0.000	0.000		0.290	-	-	0.000	0.000	0.000		0.442	-	-			0.110		
12.000	0.000	0.000	0.000		0.012	-	-	0.000	0.000	0.000		0.090	-	-			0.000	0.000	0.000		1.10	-	-	0.000	0.000	0.000		1.16	-	-			0.120		
13.000	0.000	0.000	0.000		0.001	-	-	0.000	0.000	0.000		0.014	-	-			0.000	0.000	0.000		2.09	-	-	0.000	0.000	0.000		2.09	-	-			0.130		
14.000	0.000	0.000	0.000		0.001	-	-	0.000	0.000	0.000		0.001	-	-			0.000	0.000	0.000		3.09	-	-	0.000	0.000	0.000		3.09	-	-			0.140		
15.000	0.000	0.000	0.000		0.001	-	-	0.000	0.000	0.000		0.001	-	-			0.000	0.000	0.000		4.09	-	-	0.000	0.000	0.000		4.09	-	-			0.150		
16.000	0.000	0.000	0.000		0.001	-	-	0.000	0.000	0.000		0.001	-	-			0.000	0.000	0.000		5.09	-	-	0.000	0.000	0.000		5.09	-	-			0.160		
17.000	0.000	0.000	0.000		0.001	-	-						-	-			0.000	0.000	0.000		6.09	-	-				-	-			0.170				
18.000	0.000	0.000	0.000		0.001	-	-						-	-			0.000	0.000	0.000		7.09	-	-				-	-			0.180				
Totals:						0	0							0	0	0	0							0	0	0	0	0	0						
Number of Trades:						0							0	0							0.00							0	0						

PIRAEUS BANK (CR)

(Contract Size: 100 Securities, Exercise Style: American, Physical Delivery)

Call Options																Put Options																					
December 2018							January 2019							Other Months		December 2018						January 2019						Other Months		Exercise Price							
Open price	Price max	Price min	Last price	Closing price	Volume	Open Interest	Open price	Price max	Price min	Last price	Closing price	Volume	Open Interest	Volume	Open Interest	Open price	Price max	Price min	Last price	Closing price	Volume	Open Interest	Open price	Price max	Price min	Last price	Closing price	Volume	Open Interest		Volume	Open Interest					
0.600	0.000	0.000	0.000	0.371	-	-	0.000	0.000	0.000	0.372	-	-	-	-	-	0.000	0.000	0.000	0.001	-	-	0.000	0.000	0.000	0.001	-	-	-	-	-	0.006						
0.650	0.000	0.000	0.000	0.321	-	-	0.000	0.000	0.000	0.323	-	-	-	-	-	0.000	0.000	0.000	0.001	-	-	0.000	0.000	0.000	0.001	-	-	-	-	-	0.007						
0.700	0.000	0.000	0.000	0.271	-	-	0.000	0.000	0.000	0.275	-	-	-	-	-	0.000	0.000	0.000	0.004	-	-	0.000	0.000	0.000	0.003	-	-	-	-	-	0.007						
0.750	0.000	0.000	0.000	0.222	-	-	0.000	0.000	0.000	0.229	-	-	-	-	-	0.000	0.000	0.000	0.002	-	-	0.000	0.000	0.000	0.007	-	-	-	-	-	0.008						
0.800	0.000	0.000	0.000	0.176	-	-	0.000	0.000	0.000	0.186	-	10	-	-	-	0.000	0.000	0.000	0.005	-	-	0.000	0.000	0.000	0.014	-	-	-	-	-	0.008						
0.850	0.000	0.000	0.000	0.133	-	-	0.000	0.000	0.000	0.147	-	-	-	-	-	0.000	0.000	0.000	0.012	-	-	0.000	0.000	0.000	0.025	-	-	-	-	-	0.009						
0.900	0.000	0.000	0.000	0.096	-	-	0.000	0.000	0.000	0.114	-	-	-	-	-	0.000	0.000	0.000	0.025	-	-	0.000	0.000	0.000	0.042	-	-	-	-	-	0.009						
0.950	0.000	0.000	0.000	0.066	-	-	0.000	0.000	0.000	0.086	-	-	-	-	-	0.000	0.000	0.000	0.045	-	-	0.000	0.000	0.000	0.063	-	-	-	-	-	0.010						
1.000	0.000	0.000	0.000	0.043	-	50	0.000	0.000	0.000	0.063	-	80	-	-	-	0.000	0.000	0.000	0.072	-	-	0.000	0.000	0.000	0.091	-	-	-	-	-	0.010						
1.100	0.000	0.000	0.000	0.015	-	180	0.000	0.000	0.000	0.032	-	30	-	-	-	0.000	0.000	0.000	0.145	-	-	0.000	0.000	0.000	0.159	-	-	-	-	-	0.011						
1.200	0.000	0.000	0.000	0.005	-	46	0.000	0.000	0.000	0.014	-	-	-	-	-	0.000	0.000	0.000	0.234	-	4	0.000	0.000	0.000	0.242	-	-	-	-	-	0.012						
1.300	0.000	0.000	0.000	0.001	-	-	0.000	0.000	0.000	0.006	-	-	-	-	-	0.000	0.000	0.000	0.331	-	-	0.000	0.000	0.000	0.334	-	-	-	-	-	0.013						
1.400	0.000	0.000	0.000	0.001	-	-	0.000	0.000	0.000	0.003	-	-	-	-	-	0.000	0.000	0.000	0.430	-	-	0.000	0.000	0.000	0.431	-	-	-	-	-	0.014						
1.500	0.000	0.000	0.000	0.001	-	-	0.000	0.000	0.000	0.001	-	-	-	-	-	0.000	0.000	0.000	0.530	-	-	0.000	0.000	0.000	0.530	-	-	-	-	-	0.015						
1.600	0.000	0.000	0.000	0.001	-	60	0.000	0.000	0.000	0.001	-	-	-	-	-	0.000	0.000	0.000	0.630	-	-	0.000	0.000	0.000	0.630	-	-	-	-	-	0.016						
1.700	0.000	0.000	0.000	0.001	-	-	0.000	0.000	0.000	0.001	-	-	-	-	-	0.000	0.000	0.000	0.730	-	-	0.000	0.000	0.000	0.730	-	-	-	-	-	0.017						
1.800	0.000	0.000	0.000	0.001	-	-	0.000	0.000	0.000	0.001	-	-	-	-	-	0.000	0.000	0.000	0.830	-	-	0.000	0.000	0.000	0.830	-	-	-	-	-	0.018						
1.900	0.000	0.000	0.000	0.001	-	-	-	-	-	-	-	-	-	-	-	0.000	0.000	0.000	0.930	-	-	-	-	-	-	-	-	-	-	-	0.019						
2.000	0.000	0.000	0.000	0.002	-	-	-	-	-	-	-	-	-	-	-	0.000	0.000	0.000	1.03	-	-	-	-	-	-	-	-	-	-	-	0.020						
2.200	0.000	0.000	0.000	0.001	-	20	-	-	-	-	-	-	-	-	-	0.000	0.000	0.000	1.23	-	-	-	-	-	-	-	-	-	-	-	0.022						
2.400	0.000	0.000	0.000	0.001	-	-	-	-	-	-	-	-	-	-	-	0.000	0.000	0.000	1.43	-	-	-	-	-	-	-	-	-	-	-	0.024						
2.600	0.000	0.000	0.000	0.003	-	-	-	-	-	-	-	-	-	-	-	0.000	0.000	0.000	1.63	-	-	-	-	-	-	-	-	-	-	-	0.026						
2.800	0.000	0.000	0.000	0.001	-	-	-	-	-	-	-	-	-	-	-	0.000	0.000	0.000	1.83	-	-	-	-	-	-	-	-	-	-	-	0.028						
3.000	0.000	0.000	0.000	0.004	-	-	-	-	-	-	-	-	-	-	-	0.000	0.000	0.000	2.03	-	-	-	-	-	-	-	-	-	-	-	0.030						
3.200	0.000	0.000	0.000	0.002	-	-	-	-	-	-	-	-	-	-	-	0.000	0.000	0.000	2.23	-	-	-	-	-	-	-	-	-	-	-	0.032						
3.400	0.000	0.000	0.000	0.001	-	-	-	-	-	-	-	-	-	-	-	0.000	0.000	0.000	2.43	-	-	-	-	-	-	-	-	-	-	-	0.034						
3.600	0.000	0.000	0.000	0.001	-	-	-	-	-	-	-	-	-	-	-	0.000	0.000	0.000	2.63	-	-	-	-	-	-	-	-	-	-	-	0.036						
3.800	0.000	0.000	0.000	0.001	-	-	-	-	-	-	-	-	-	-	-	0.000	0.000	0.000	2.83	-	-	-	-	-	-	-	-	-	-	-	0.038						
4.000	0.000	0.000	0.000	0.001	-	-	-	-	-	-	-	-	-	-	-	0.000	0.000	0.000	3.03	-	-	-	-	-	-	-	-	-	-	-	0.040						
4.400	0.000	0.000	0.000	0.001	-	-	-	-	-	-	-	-	-	-	-	0.000	0.000	0.000	3.43	-	-	-	-	-	-	-	-	-	-	-	0.044						
4.800	0.000	0.000	0.000	0.001	-	-	-	-	-	-	-	-	-	-	-	0.000	0.000	0.000	3.83	-	-	-	-	-	-	-	-	-	-	-	0.048						
5.200	0.000	0.000	0.000	0.001	-	-	-	-	-	-	-	-	-	-	-	0.000	0.000	0.000	4.23	-	-	-	-	-	-	-	-	-	-	-	0.052						
5.600	0.000	0.000	0.000	0.001	-	-	-	-	-	-	-	-	-	-	-	0.000	0.000	0.000	4.63	-	-	-	-	-	-	-	-	-	-	-	0.056						
Totals:						0	356							0	120	0	40							0	4							0	0	0	0		
Number of Trades:						0							0							0							0.00							0			0

PPC (CR)

(Contract Size: 100 Securities, Exercise Style: American, Physical Delivery)

Call Options														Put Options																					
December 2018							January 2019							Other Months		December 2018							January 2019							Other Months		Exercise Price			
Open price	Price max	Price min	Last price	Closing price	Volume	Open Interest	Open price	Price max	Price min	Last price	Closing price	Volume	Open Interest	Volume	Open Interest	Open price	Price max	Price min	Last price	Closing price	Volume	Open Interest	Open price	Price max	Price min	Last price	Closing price	Volume	Open Interest	Volume	Open Interest				
0.850	0.000	0.000	0.000	0.541	-	-	0.000	0.000	0.000	0.542	-	-				0.000	0.000	0.000	0.001	-	-	0.000	0.000	0.000	0.001	-	-				0.009				
0.900	0.000	0.000	0.000	0.491	-	-	0.000	0.000	0.000	0.492	-	-				0.000	0.000	0.000	0.001	-	-	0.000	0.000	0.000	0.002	-	-				0.009				
0.950	0.000	0.000	0.000	0.441	-	-	0.000	0.000	0.000	0.443	-	-				0.000	0.000	0.000	0.002	-	-	0.000	0.000	0.000	0.001	-	-				0.010				
1.000	0.000	0.000	0.000	0.391	-	-	0.000	0.000	0.000	0.394	-	-				0.000	0.000	0.000	0.001	-	-	0.000	0.000	0.000	0.001	-	-				0.010				
1.100	0.000	0.000	0.000	0.292	-	-	0.000	0.000	0.000	0.298	-	-				0.000	0.000	0.000	0.001	-	-	0.000	0.000	0.000	0.005	-	-				0.011				
1.200	0.232	0.232	0.232	0.232	20	60	0.000	0.000	0.000	0.211	-	-				0.000	0.000	0.000	0.006	-	-	0.000	0.000	0.000	0.018	-	-				0.012				
1.300	0.000	0.000	0.000	0.116	-	-	0.000	0.000	0.000	0.139	-	30				0.000	0.000	0.000	0.025	-	-	0.000	0.000	0.000	0.046	-	-				0.013				
1.400	0.000	0.000	0.000	0.058	-	-	0.000	0.000	0.000	0.084	-	-				0.000	0.000	0.000	0.067	-	-	0.000	0.000	0.000	0.090	-	-				0.014				
1.500	0.000	0.000	0.000	0.024	-	20	0.000	0.000	0.000	0.047	-	-				0.000	0.000	0.000	0.133	-	-	0.000	0.000	0.000	0.153	-	-				0.015				
1.600	0.000	0.000	0.000	0.008	-	-	0.000	0.000	0.000	0.024	-	-				0.000	0.000	0.000	0.217	-	-	0.000	0.000	0.000	0.231	-	-				0.016				
1.700	0.000	0.000	0.000	0.002	-	-	0.000	0.000	0.000	0.012	-	-				0.000	0.000	0.000	0.312	-	-	0.000	0.000	0.000	0.319	-	-				0.017				
1.800	0.000	0.000	0.000	0.001	-	-	0.000	0.000	0.000	0.005	-	-				0.000	0.000	0.000	0.410	-	-	0.000	0.000	0.000	0.413	-	-				0.018				
1.900	0.000	0.000	0.000	0.001	-	-	0.000	0.000	0.000	0.002	-	-				0.000	0.000	0.000	0.510	-	-	0.000	0.000	0.000	0.510	-	-				0.019				
2.000	0.000	0.000	0.000	0.001	-	-					-	-				0.000	0.000	0.000	0.610	-	-					-	-				0.020				
2.200	0.000	0.000	0.000	0.001	-	-					-	-				0.000	0.000	0.000	0.810	-	-					-	-				0.022				
2.400	0.000	0.000	0.000	0.001	-	-					-	-				0.000	0.000	0.000	1.01	-	-					-	-				0.024				
2.600	0.000	0.000	0.000	0.001	-	-					-	-				0.000	0.000	0.000	1.21	-	-					-	-				0.026				
2.800	0.000	0.000	0.000	0.001	-	-					-	-				0.000	0.000	0.000	1.41	-	-					-	-				0.028				
3.000	0.000	0.000	0.000	0.001	-	-					-	-				0.000	0.000	0.000	1.61	-	-					-	-				0.030				
3.200	0.000	0.000	0.000	0.001	-	-					-	-				0.000	0.000	0.000	1.81	-	-					-	-				0.032				
3.400	0.000	0.000	0.000	0.001	-	-					-	-				0.000	0.000	0.000	2.01	-	-					-	-				0.034				
3.600	0.000	0.000	0.000	0.001	-	-					-	-				0.000	0.000	0.000	2.21	-	-					-	-				0.036				
3.800	0.000	0.000	0.000	0.001	-	-					-	-				0.000	0.000	0.000	2.41	-	-					-	-				0.038				
4.000	0.000	0.000	0.000	0.001	-	-					-	-				0.000	0.000	0.000	2.61	-	-					-	-				0.040				
4.400	0.000	0.000	0.000	0.001	-	-					-	-				0.000	0.000	0.000	3.01	-	-					-	-				0.044				
Totals:						20	80							0	30	0	0							20	0							0	0	0	0
Number of Trades:						1							0	0							0.00							0	0						

Lending Products	Underlying Title	Multilateral Transactions[1]					Bilateral Transactions[2]		Stock Borrowing through OTC (volume)[3]
		Open Interest[5]	Volume(Offered)	Average Weighted	Transactions volume	Average Weighted	Transactions Volume	Average Weighted	Transactions Volume
ADMIEBOR	ADMIE (IPTO) HOLDING S.A. (CR)	---	42,022	5.31%	---	---	---	---	1,828
AEGNBOR	AEGEAN AIRLINES (CR)	1,445	11,937	3.55%	250	2.65%	---	---	11,912
ALPHABOR	ALPHA BANK (CR)	42,001	58,245	4.68%	---	---	---	---	32,020,037
ALMYBOR	ALUMIL (CR)	---	---	---	---	---	---	---	---
TATTBOR	ATTICA BANK S.A. (CR)	8,819	7,304	5.31%	---	---	---	---	370
EEEBOR	CC HBC AG (CR)	6,160	1,830	5.31%	---	---	---	---	70,546
CENERBOR	CENERGY HOLDINGS (CB)	2,600	46,000	5.31%	---	---	---	---	---
ELLAKTORBOR	ELLAKTOR (CR)	1,000	83,118	5.31%	---	---	---	---	20,289
EUROBBOR	EUROBANK ERGASIAS (CR)	18,936	265	9.27%	---	---	---	---	56,671,870
EYDAPBOR	EYDAP S.A. (CR)	---	4,246	5.31%	---	---	---	---	82,799
FFGRPBOR	FOLLI FOLLIE (CR)	---	---	---	---	---	---	---	1,363,949
FOYRKBOR	FOURLIS (CR)	6,658	1,115	5.31%	---	---	---	---	4,650
GEKTERNABOR	GEK TERNA (CR)	---	32,432	5.31%	---	---	---	---	1,293
SARBOR	GR. SARANTIS S.A. (CR)	452	7	5.36%	---	---	---	---	390
EUPROBOR	GRIVALIA PROPERTIES (CR)	15,000	93,173	3.55%	6,000	2.65%	---	---	321,398
EXAEBOR	HELLENIC EXCHANGES-A.S.E. (CR)	8,500	536,240	5.31%	---	---	---	---	148,565
ELPEBOR	HELLENIC PETROLEUM (CR)	2,339	128,419	5.31%	---	---	---	---	65,719
INTRKBOR	INTRACOM HOLDINGS (CR)	---	58,170	5.31%	---	---	---	---	---
INLOTBOR	INTRALOT (CR)	---	76,921	5.31%	---	---	---	---	284,512
BELABOR	JUMBO SA (CR)	29,651	64,988	3.31%	251	2.65%	---	---	146,338
LAMDABOR	LAMDA DEVELOPMENT SA (CR)	744	124	3.31%	124	3.31%	---	---	6,509
MIGBOR	MARFIN INVESTMENT GROUP (CR)	---	293,633	5.31%	---	---	---	---	744,474
MOHBOR	MOTOR OIL (CR)	39,765	6,129	3.55%	500	2.65%	---	---	301,298
MYTILBOR	MYTILINEOS HOLDINGS (CR)	3,500	155,435	3.31%	2,000	2.65%	---	---	18,086
ETEBOR	NATIONAL BANK (CR)	11,000	87,558	5.31%	---	---	---	---	7,684,410
OPAPBOR	OPAP (CR)	8,983	150,554	3.55%	5,000	2.65%	---	---	1,107,199
HTOBOR	OTE (CR)	80,559	46,582	5.16%	21,209	4.30%	---	---	544,315
PPABOR	P.P.A. S.A. (CR)	1,854	804	5.31%	---	---	---	---	2,901
TPEIRBOR	PIRAEUS BANK (CR)	2,000	4,071	5.31%	---	---	150,000	10.00%	20,930,829
PLAISBOR	PLAISIO COMPUTERS SA (CR)	---	---	---	---	---	---	---	---
PPCBOR	PPC (CR)	1,000	142,460	5.31%	---	---	---	---	6,482,724

## Stock Lending Notes

[1] - Multilateral contracts Lending or Borrowing as per Methods 8-1, 8-2 and 8-3-3 (According to ATHEX BoD Resolution No.17)

[2] - Bilateral Contracts Lending or Borrowing as per Methods 8-3-1 and 8-3-2 (According to ATHEX BoD Resolution No.20 )

[3] - The information concerning OTC Stock Borrowing Transactions is based on the statements of the Dematerialised Securities System (DSS) operators involved and refers to volumes that have been registered up until the previous working day.

[4] - Average Price (Volume weighted)

[5] - The Data concerning Open Interest before the start of trading session

Lending Products	Underlying Title	Multilateral Transactions[1]					Bilateral Transactions[2]		Stock Borrowing through OTC (volume)[3]
		Open Interest[5]	Volume(Offered)	Average Weighted	Transactions volume	Average Weighted	Transactions Volume	Average Weighted	Transactions Volume
QUALBOR	QUALITY & RELIABILITY SA (CR)	---	---	---	---	---	---	---	---
TENERGYBOR	TERNA ENERGY (CR)	1,931	25,175	5.31%	---	---	---	---	125,225
TITKBOR	TITAN CEMENT (CR)	10,478	147,488	5.31%	200	2.65%	---	---	68,666
VIOBOR	VIOHALCO SA/NV (CB)	13,730	35,075	5.31%	310	2.79%	---	---	---

## Stock Lending Notes

[1] - Multilateral contracts Lending or Borrowing as per Methods 8-1, 8-2 and 8-3-3 (According to ATHEX BoD Resolution No.17)

[2] - Bilateral Contracts Lending or Borrowing as per Methods 8-3-1 and 8-3-2 (According to ATHEX BoD Resolution No.20 )

[3] - The information concerning OTC Stock Borrowing Transactions is based on the statements of the Dematerialised Securities System (DSS) operators involved and refers to volumes that have been registered up until the previous working day.

[4] - Average Price (Volume weighted)

[5] - The Data concerning Open Interest before the start of trading session



## Sectors codification for listed companies

533	-	Exploration & Production	537	-	Integrated Oil & Gas
1353	-	Commodity Chemicals	1357	-	Specialty Chemicals
1753	-	Aluminum	1755	-	Nonferrous Metals
1757	-	Steel	1775	-	General Mining
2353	-	Building Materials & Fixtures	2357	-	Heavy Construction
2723	-	Containers & Packaging	2727	-	Diversified Industrials
2733	-	Electrical Components & Equipment	2753	-	Commercial Vehicles & Trucks
2757	-	Industrial Machinery	2773	-	Marine Transportation
2777	-	Transportation Services	2791	-	Business Support Services
2797	-	Industrial Suppliers	3535	-	Distillers & Vintners
3537	-	Soft Drinks	3573	-	Farming Fishing & Plantations
3577	-	Food Products	3722	-	Durable Household Products
3726	-	Furnishings	3728	-	Home Construction
3747	-	Toys	3763	-	Clothing & Accessories
3765	-	Footwear	3767	-	Personal Products
3785	-	Tobacco	4533	-	Health Care Providers
4535	-	Medical Equipment	4577	-	Pharmaceuticals
5337	-	Food Retailers & Wholesalers	5371	-	Apparel Retailers
5373	-	Broadline Retailers	5375	-	Home Improvement Retailers
5379	-	Specialty Retailers	5553	-	Broadcasting & Entertainment
5555	-	Media Agencies	5557	-	Publishing
5751	-	Airlines	5752	-	Gambling
5753	-	Hotels	5755	-	Recreational Services
5757	-	Restaurants & Bars	5759	-	Travel & Tourism
6535	-	Fixed Line Telecommunications	6575	-	Mobile Telecommunications
7535	-	Conventional Electricity	7537	-	Alternative Electricity
7577	-	Water	8355	-	Banks
8534	-	Insurance Brokers	8536	-	Property & Casualty Insurance
8633	-	Real Estate Holding & Development	8637	-	Real Estate Services
8671	-	Industrial & Office REITs	8674	-	Diversified REITs
8675	-	Specialty REITs	8775	-	Specialty Finance
8777	-	Investment Services	8985	-	Equity Investment Instruments
9533	-	Computer Services	9535	-	Internet
9537	-	Software	9572	-	Computer Hardware
9574	-	Electronic Office Equipment	9578	-	Telecommunications Equipment
12003	-	ETF			



**ATHEX**  
Athens Stock Exchange

Λεωφ. Αθηνών 110 104 42 Αθήνα  
110, Athinon Ave. GR 104 42 Athens  
tel. (+30)210-33.66.800, fax (+30)210-33.66.101  
[www.athexgroup.gr](http://www.athexgroup.gr)